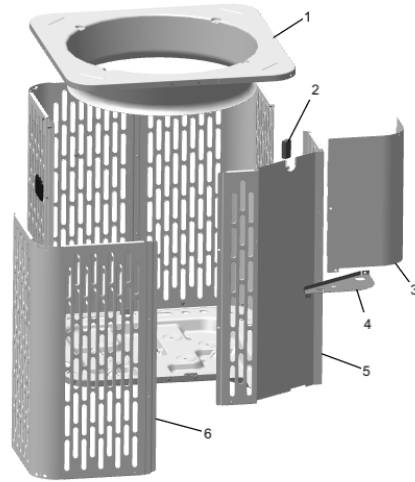


Part No.	Reference No.	Quantity	Description
0000087696~S	*		CABINET
0000087698~S	*		CONTROLS
0000089129~S	*		GENERAL ASSEMBLY
0000101888~S	*		MODEL NUMBER DESCRIPTION
0000087760~S	*		OPTIONAL ACCESSORIES
0000087699~S	*		REFRIGERATION

Part No.	Reference No.	Quantity	Description
000003341~P	*		CABINET PARTS LIST



CABINET PARTS LIST

Parts List Number :0000087040

Model Number :A4AC6031A1000AA

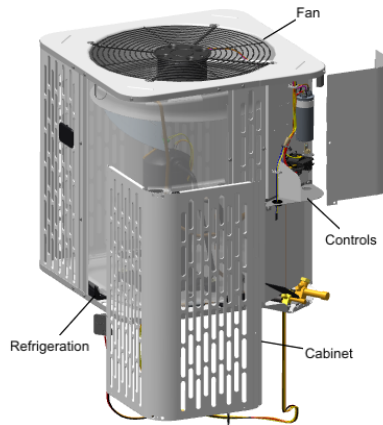
Part No.	Reference No.	Quantity	Description
COV05851	1	1	COVER; TOP SR 3
SPC00512	2	1	SPACER; TUBING
COV05853	3	1	COVER; CONTROLS SR
PNL37034	5	1	PANEL; CONTROL SR 3.4
PNL37026	6	3	PANEL; WRAPPER SR 3.4

Part No.	Reference No.	Quantity	Description
0000016916~P	*		CONTROLS PARTS LIST



Part No.	Reference No.	Quantity	Description
CPT01844	1	1	CAPACITOR, RUN, 40/5 MFD, 370V, ROUND, W/O RESISTOR
LUG00012	2	1	LUG, GROUND
CTR03143	3	1	CONTACTOR; (LUG STYLE)
PLU00984	5	1	PLUG; LOCKING HOLE
PLU01344	6	1	PLUG; SCROLL COMPRESSOR HARNESS <3T

Part No.	Reference No.	Quantity	Description
000004361~P	*		GENERAL ASSEMBLY GRAPHIC



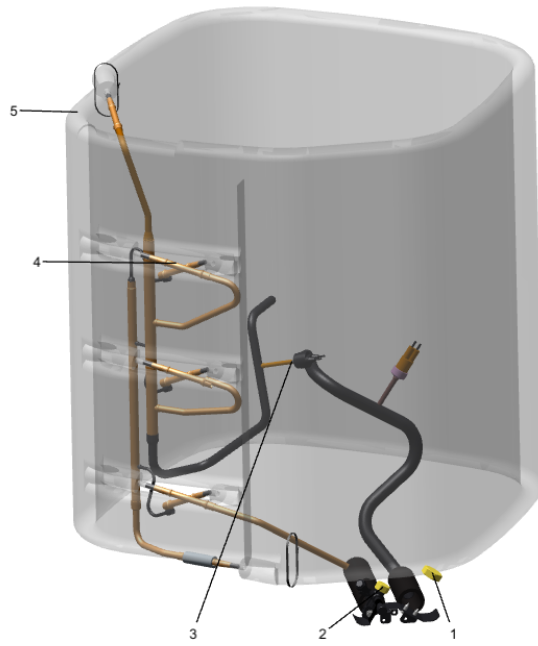
Part No.	Reference No.	Quantity	Description
000009816~P	*		MODEL NUMBER GRAPHIC

MODEL NUMBER DESCRIPTION	75013900	REV A
OUTDOOR UNITS		
<i>Example Model Number:</i> A 4 C A 4 0 3 6 A 1 0 0 0 A A 1 - - - 5 - - - 10 - - - 15		
<p>Digit 1 – Brand A = RunTru Brand</p> <p>Digit 2 – Refrigerant Type 4 = R410a</p> <p>Digit 3,4 – Product Family AC = Air Conditioner HP = Heat Pump</p> <p>Digit 5 – Nominal Efficiency Rating 3 = 13 SEER 4 = 14 SEER 6 = 16 SEER</p> <p>Digits 6,7,8 – Nominal Capacity BTU/Hour x 1000</p> <p>Digit 9 – Major Design Modifications</p> <p>Digit 10 – Electric Power Supply 1 = 200-230/1PH/60Hz or 208-230/1PH/60Hz</p> <p>Digit 11,12,13 – Secondary Function 000 = No Secondary Function</p> <p>Digit 14 – Minor Design Modifications</p> <p>Digit 15 – Unit Parts Identifier</p>		
1 of 1		

Part No.	Reference No.	Quantity	Description
000004135~P	*		OPTIONAL ACCESSORIES LIST

Part No.	Reference No.	Quantity	Description
AY28X079	*	1	KIT; LOW TEMP COOLING (AY28X079)
BAYCCHT302RES	*	1	KIT; CRANKCASE HEATER FOR SCROLLS, 40W, 230V (BAYCCHT302RES), 5.5 DIA, 74 IN LENGTH
BAYISLT101	*	1	KIT; ISOLATOR (BAYISLT101) (CONTAINS A QTY OF 5 ISOLATORS)
BAYLEGS004	*	1	KIT; SNOW LEGS, CONTAINS (4) 4" MOUNTING LEGS
BAYLEGS007	*	1	KIT; SNOW LEGS, CONTAINS (4) 7" MOUNTING LEGS
BAYLOAM108	*	1	LOW AMBIENT KIT
BAYSDEN003	*	1	KIT; SOUND ENCLOSURE, (BAYSDEN003), (MODELS WITH SMALL FRAME (QUANTUM) SCROLL COMPRESSORS NO LARGER THAN 16.4" TALL OR 6.6" IN DIAMETER EXCEPT IN CABI
PNL37057	*	1	PANEL; WRAPPER, DURA WRAP, LOWER LTL BARRIER - 3 SR

Part No.	Reference No.	Quantity	Description
0000030274~P	*		REFRIGERANT SYSTEM



Part No.	Reference No.	Quantity	Description
CAP00156	*	0	CAP, TUBE PLUG, .447-.513 OD
COL29771	*	0	COIL; CONDENSER SPINE-FIN
SCR02010	*	4	SCREW; 12-18 AB HXW 1/2 SN
SCR02054	*	4	SCREW; 12-18 AB HXW 1/2 SN
TUB02810	*	10	TUBE; TRANSITION
VAL19479	*	1	VALVE; SUCTION (SMV-JA6YHTLA-L16)
CAP01336	1	1	CAP; SERVICE LIQUID VALVE, BRASS, 0.75 OD X 0.57 ID X 11/16-28UN-2B
CAP01315	2	1	CAP; SERVICE LIQUID VALVE, BRASS, 1.06 OD X 0.81 ID X 15/16-20UNEF-2B
SWT03273	3	1	SWITCH, HIGH PRESSURE, SPST, OPEN @ 650 PSIG, CLOSE @ 500 PSIG, 88" YELLOW LEAD
TUB11547	4	10	TUBE; TRANSITION ASSEMBLY