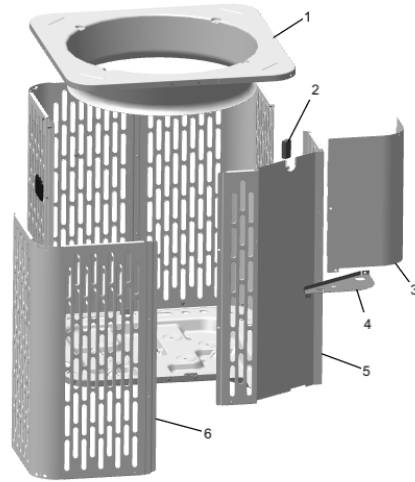


Part No.	Reference No.	Quantity	Description
0000087696~S	*		CABINET
0000087698~S	*		CONTROLS
0000087695~S	*		FAN
0000089129~S	*		GENERAL ASSEMBLY
0000101888~S	*		MODEL NUMBER DESCRIPTION
0000087760~S	*		OPTIONAL ACCESSORIES
0000087699~S	*		REFRIGERATION

Part No.	Reference No.	Quantity	Description
000003327~P	*		CABINET PARTS LIST



CABINET PARTS LIST

Parts List Number :0000087040

Model Number :A4AC3042A1000BA

Part No.	Reference No.	Quantity	Description
COV05851	1	1	COVER; TOP SR 3
SPC00512	2	1	SPACER; TUBING
COV05853	3	1	COVER; CONTROLS SR
PNL37032	5	1	PANEL; CONTROL SR 3.2
PNL37024	6	3	PANEL; WRAPPER SR 3.2

Part No.	Reference No.	Quantity	Description
000003655~P	*		CONTROLS PARTS LIST



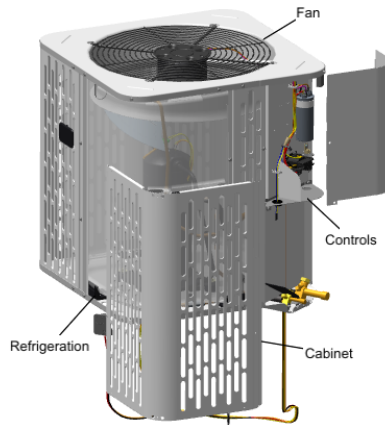
Part No.	Reference No.	Quantity	Description
CPT02380	1	1	CAPACITOR; DUAL, 45/5 MFD, 370V, ROUND, W/O RESISTOR
LUG00012	2	1	LUG, GROUND
CTR03142	3	1	CONTACTOR; (LUG STYLE)
PNL31534	4	1	PANEL; VOLTAGE BARRIER; 4.45 X 3.06, BLACK POLYPROPYLENE
PLU00984	5	1	PLUG; LOCKING HOLE
PLU01344	6	1	PLUG; SCROLL COMPRESSOR HARNESS <3T

Part No.	Reference No.	Quantity	Description
000003317~P	*		FAN PARTS LIST



Part No.	Reference No.	Quantity	Description
MOT16968	1	1	MOTOR; 1/8 HP
GRL02244	2	1	GRILLE; FAN (SR3) (BLACK)
SCR02086	3	4	SCREW; 10-32 TR-3 HXW 3/8 S
GRD01440	4	1	GUARD; TROUGH-LEAD
FAN04634	5	1	FAN; 2 SWEEP BLADES, 23 IN DIA, 28 DEG PITCH, .50 IN BORE, CCW, ALUMINUM, 1 SET SCREW-STEEL, SPIDER .050 THK

Part No.	Reference No.	Quantity	Description
000004361~P	*		GENERAL ASSEMBLY GRAPHIC



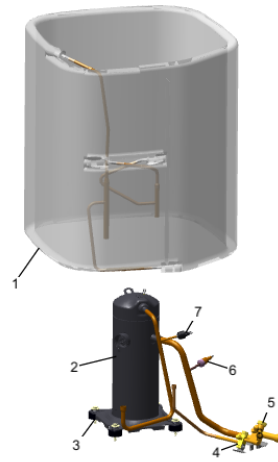
Part No.	Reference No.	Quantity	Description
000009816~P	*		MODEL NUMBER GRAPHIC

MODEL NUMBER DESCRIPTION	75013900	REV A
OUTDOOR UNITS		
<i>Example Model Number:</i> A 4 C A 4 0 3 6 A 1 0 0 0 A A 1 - - - 5 - - - 10 - - - 15		
<p>Digit 1 – Brand A = RunTru Brand</p> <p>Digit 2 – Refrigerant Type 4 = R410a</p> <p>Digit 3,4 – Product Family AC = Air Conditioner HP = Heat Pump</p> <p>Digit 5 – Nominal Efficiency Rating 3 = 13 SEER 4 = 14 SEER 6 = 16 SEER</p> <p>Digits 6,7,8 – Nominal Capacity BTU/Hour x 1000</p> <p>Digit 9 – Major Design Modifications</p> <p>Digit 10 – Electric Power Supply 1 = 200-230/1PH/60Hz or 208-230/1PH/60Hz</p> <p>Digit 11,12,13 – Secondary Function 000 = No Secondary Function</p> <p>Digit 14 – Minor Design Modifications</p> <p>Digit 15 – Unit Parts Identifier</p>		
1 of 1		

Part No.	Reference No.	Quantity	Description
000003690~P	*		OPTIONAL ACCESSORIES LIST

Part No.	Reference No.	Quantity	Description
AY28X079	*	1	KIT; LOW TEMP COOLING (AY28X079)
BAYCCHT301RES	*	1	KIT; CRANKCASE HEATER FOR SCROLLS, 60W, 230V (BAYCCHT301RES), 6.5-7.5 DIA, 74 IN LENGTH
BAYISLT101	*	1	KIT; ISOLATOR (BAYISLT101) (CONTAINS A QTY OF 5 ISOLATORS)
BAYSKT267	*	1	KIT; COMPRESSOR START KIT
BAYLEGS004	*	1	KIT; SNOW LEGS, CONTAINS (4) 4" MOUNTING LEGS
BAYLEGS007	*	1	KIT; SNOW LEGS, CONTAINS (4) 7" MOUNTING LEGS
BAYLOAM108	*	1	LOW AMBIENT KIT
BAYSDEN004	*	1	KIT; SOUND ENCLOSURE, (BAYSDEN004), (MODELS WITH LARGE FRAME (QUEST) SCROLL COMPRESSORS NO LARGER THAN 17.3" TALL OR 7.3" IN DIAMETER)
PNL37057	*	1	PANEL; WRAPPER, DURA WRAP, LOWER LTL BARRIER - 3 SR

Part No.	Reference No.	Quantity	Description
000003869~P	*		REFRIGERATION PARTS LIST



Part No.	Reference No.	Quantity	Description
COL29596	1	1	COIL; ASM-REPL PACKOUT
COM11767	2	1	COMPRESSOR; SCROLL; ALLIANCE; SBA038B1CPA; 3 TON; 50,300 BTUH; 208/230-60-1; R-410A; BRAZED; SUCTION 7/8; DISCHARGE 1/2; RLA 18.9
SCR01914	3	4	SCREW, ASSEMBLY COMPRESSOR, 5/16-12 TYPE B, W/WASHER & SLEEVE
VAL09293	4a	1	VALVE, SERVICE LIQUID, .38 OD X .38 OD, VALVE ASSY
CAP01336	4b	1	CAP; SERVICE LIQUID VALVE, BRASS, 0.75 OD X 0.57 ID X 11/16- 28UN-2B
VAL19480	5a	1	VALVE; SUCTION (SMV-JA7YHTLA-L19)
CAP01315	5b	1	CAP; SERVICE LIQUID VALVE, BRASS, 1.06 OD X 0.81 ID X 15/16- 20UNEF-2B
SWT03654	6	1	SWITCH; LOW PRESSURE, OPEN @ 50 PSIG, CLOSE @ 70 PSIG
SWT03274	7	1	SWITCH, HIGH PRESSURE, SPST, OPEN @ 650 PSIG, CLOSE @ 500 PSIG, 75" YELLOW LEAD