













One-On-One™ Direct Replacement Motors



	MARS NO.	MFG. NO	HP	VOLTS	RPM/SPEEDS	ROT	AMPS	DIMENSIONS		
								A	B	C
Lennox (con't)										
	A216	-	1/25	115	3200/2	CCW SE	2.1	-	-	-
	Shaded pole, ball bearing									
	Replaces: 7021-10915, 60L1401									
										
	A217	-	1/16	230	3000/1	CCW SE	.83	-	-	-
	Shaded pole, ball bearing									
	Replaces: 7021-11231, 25M5501									
										
	A218	-	1/28	220-240	3000/1	CCW SE	.60/.52	-	-	-
	Shaded pole, ball bearing									
	Replaces: 7021-10676, 39L4201, 7021-8959, 60J4201									
										
	A219	-	1/65	120	3000/1	CCW SE	0.7	-	-	-
	Shaded pole, sleeve bearing									
	Replaces: 7021-9262, 88J3901									
										
	A320	-	1/60	115	3000/1	CCW SE	0.8	-	-	-
	Shaded pole, sleeve bearing									
	Replaces: 7021-9646, 101154-01, 7021-9466									
										
	A322	-	1/70	120	3000/2	CCW SE	1.1	-	-	-
	Shaded pole, sleeve bearing									
	Replaces: 7021-9884, 83L8201									
										

ONE-ON-ONE