


Part No.	Reference No.	Quantity	Description
0000154255~S	*		CABINET
0000154295~S	*		CONTROLS
0000154251~S	*		FAN
0000154359~S	*		MODEL NUMBER DESCRIPTION
0000154252~S	*		REFRIGERATION

Part No.	Reference No.	Quantity	Description
0000029211~P	*		CABINET




Part No.	Reference No.	Quantity	Description
COV03358	*	1	COVER; TOP, 32.36 X 29.40
PAI00246	*	0	PAINT; SPRAY, TARPAULIN GRAY (SHIPPING UOM 12 OZ HAZ)
SCR02010	*	19	SCREW; 12-18 AB HXW 1/2 SN
SCR02054	*	19	SCREW; 12-18 AB HXW 1/2 SN
PNL13013	1	2	PANEL, WRAPPER, 19.55 X 37.33
COV04028	2	1	COVER; CONTROL PANEL, 11.32 x 30.11
COV03835	3	1	COVER; VALVE
PNL13016	4	1	PANEL, ACCESS, 15.72 X 36.65
BAS01833	5	1	BASE; 36.26 X 36.41 DIAGONALLY
PNL13006	6	3	PANEL, CORNER POST, 3.570 X 37.33
PNL13009	7	1	PANEL, WRAPPER, 23.22 X 37.33

CONTROLS

Parts List Number :0000154250

Model Number :4TWW8X24A1000AA

Part No.	Reference No.	Quantity	Description
0000029144~P	*		CONTROLS-HEAT PUMP



Part No.	Reference No.	Quantity	Description
DRV03666	*	1	DRIVE; KIT, 6.3 KW 5T, SP
PAI00246	*	0	PAINT; SPRAY, TARPAULIN GRAY (SHIPPING UOM 12 OZ HAZ)
SCR01918	*	13	SCREW, 10-24 THREAD ROLL, INDENT HEX WASHER HD
SEN02603	*	1	SENSOR; AMBIENT, 36 INCH BLACK WIRES
SEN03022	*	1	SENSOR; LIQUID
SHD00386	*	1	SHIELD; MOISTURE, 12.75 X 5.00
TDR00645	*	1	TRANSDUCER; PRESSURE, SUCTION, 0.5 VDC AT 14.7 PSIA, 4.5 VDC AT 400 PSIA, 1/4" SAE FEMALE FLARE WITH DEFLATOR, 7/16-20 UNF-2B 5/8 ACROSS FLATS, 72 IN
TER00312	*	6	TERMINAL; 8IN. TIE CABLE
TIE00007	*	6	TIE;CABLE
WIR10523	*	1	WIRE; HARNESS-LSOV ASM
WIR11185	1	1	WIRE; CLS/CAN HARNESS
SEN03005	2	1	SENSOR; COIL
SEN02919	3	1	SENSOR; SUCTION LINE, 0.750 DIA TUBE CLIP, 2 PIN CONNECTOR, 43 IN ORANGE LEADS
WIR07183	4	1	WIRE; HARNESS-POWER HV, BLK/BLU, BRN/RED WIRES, 2 PIN MOLEX PLUG, 36 IN LENGTH
COL15628	5	1	COIL; MOTOR ASM-EEV, STATOR (SC)
CNT07977	6	1	CONTROL; CDA DISPLAY ASM CANDA
WIR07134	7	0	WIRE; HARNESS, CONTROL DISPLAY ASSEMBLY, (2) 4 PIN CONNECTORS, RED-GRN-WHT-BLK WIRES
MOD01574	8	1	MODULE; TO ORDER-SEE EXT NOTE
WIR11186	9	1	WIRE; SENSOR HARNESS
SEN02136	10	1	SENSOR; DOME, NTC THERMISTOR, TEMP RANGE -40C TO 150C, 1.69 L WITH MOLEX CONNECTOR AND 80 IN LEADS
WIR07184	12	1	WIRE; HARNESS, COMPRESSOR SHIELD ASSEMBLY, MOLDED PLUG, 12 AWG, 50 INCH LENGTH

Part No.	Reference No.	Quantity	Description
0000029155~P	*		AIR SYSTEM

Part No.	Reference No.	Quantity	Description
FAN03657	1	1	FAN, 2 SWEPT BLADE, 23" DIA, 24.5 DEGREES PITCH, .50" BORE, CCW, ALUMINUM, 1 SET SCREW-STEEL, SPIDER .075 THK, FINISH/PAINT
GRL01347	3	1	GRILLE; FAN, 25.51 MOUNTING DIA
MNT01431	4	8	ISOLATOR;
SCR02086	4a	4	SCREW; 10-32 TR-3 HXW 3/8 S

Part No.	Reference No.	Quantity	Description
0000029189~P	*		MODEL NUMBER DESCRIPTION PARTS LIST

MODEL NUMBER DESCRIPTION

75005586

REV
D

OUTDOOR UNITS

Example Model Number:

4 T W V 0 0 3 6 A 1 0 0 0 A A
1 - - - 5 - - - 10 - - - 15

Digit 1 – Refrigerant Type

2 = R-22
4 = R-410A

Digit 2 – Trane

Digit 3 – Product Type

W = Split Heat Pump
T = Split Cooling

Digit 4 – Product Family

V = Variable Speed
Z = Leadership - Two Stage
X = Leadership
R = Replacement/Retail
M or B = Basic
A = Light Commercial
L = Side Discharge

Digit 5 – Family SEER

3 = 13 7 = 17
4 = 14 9 = 19
5 = 15 9 = 19
6 = 16 0 = 20

Digits 6 – Split System Connections 1-6 Tons

0 = Brazed

Digits 7,8 – Nominal Capacity in 000s BTUs

Digit 9 – Major Design Modifications

Digit 10 – Power Supply

1 = 200-230/1/60 or 208-230/1/60
3 = 200-230/3/60
4 = 460/3/60

Digit 11,12,13 – Secondary Function

Digit 14 – Minor Design Modifications

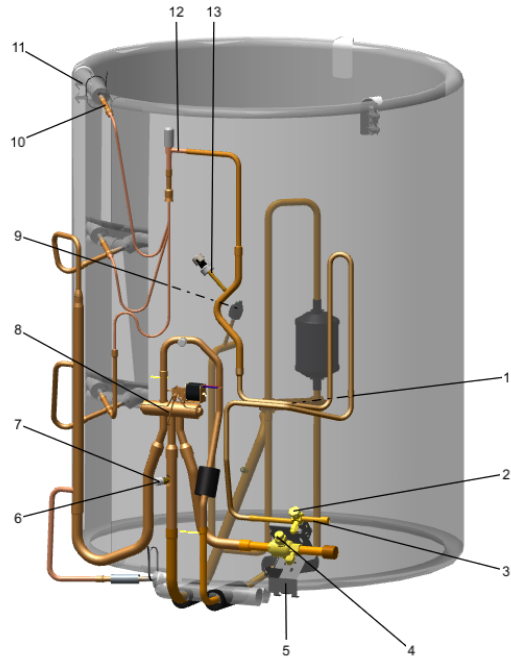
Digit 15 – Unit Parts Identifier

REFRIGERATION

Parts List Number :0000154250

Model Number :4TWW8X24A1000AA

Part No.	Reference No.	Quantity	Description
0000029168~P	*		REFRIGERANT SYSTEM



Part No.	Reference No.	Quantity	Description
CLP01029	*	1	CLIP; MUFFLER LOCK
COM10829	*	1	COMPRESSOR; SCROLL, RPA028A1CPA, 2.3 TON, 208V/60/1, R-410A, 3/4 SUCTION, 1/2 DISCHARGE, STUB TUBE
PAI00246	*	0	PAINT; SPRAY, TARPAULIN GRAY (SHIPPING UOM 12 OZ HAZ)
PLU00417	*	0	PLUG; TUBE
PLU00424	*	0	PLUG;TUBE
SCR02010	*	3	SCREW; 12-18 AB HXW 1/2 SN
SCR02054	*	3	SCREW; 12-18 AB HXW 1/2 SN
SLV00082	*	0	SLEEVE;
SLV00083	*	0	SLEEVE;
SPC00382	*	3	SPACER; ORIFICE
TER00312	*	0	TERMINAL; 8IN. TIE CABLE
TIE00007	*	0	TIE;CABLE
TIE00023	*	4	TIE;CABLE, 8.00IN.
TUB02810	*	6	TUBE; TRANSITION
COL30169		1	COIL; CONDENSER, SPINE-FIN
CLP01020	1	1	CLIP; MUFFLER
CAP01336	2	1	CAP; SERVICE LIQUID VALVE, BRASS, 0.75 OD X 0.57 ID X 11/16-28UN-2B
VAL09293	3	1	VALVE, SERVICE LIQUID, .38 OD X .38 OD, VALVE ASSY
CAP01337	4	1	CAP; SERVICE SUCTION VALVE
BRK03696	5	1	BRACKET; VALVE
COR00103	6	3	CORE; VALVE, .79 LENGTH, .206-36 UNS-1 MOD. THD
CAP00455	7	2	CAP; HUB, 7/16-20 STRAIGHT
VAL11212	8	1	VALVE; SWITCHOVER, 3 TON, 0.75 IDF X 0.50 OD, W/ 12 DCV SOLENOID COIL
SWT03832	9	1	SWITCH; HIGH PRESSURE, SPST, OPEN AT 650 PSIG, CLOSE AT 500 PSIG, 90 INCH QC LEADS, BRAZED
TUB11547	10	6	TUBE; TRANSITION ASSEMBLY
VAL11172	12	1	VALVE; EEV, 1.3 MM, FOR 2 TON
TDR00771	13	1	TRANSDUCER; LIQUID