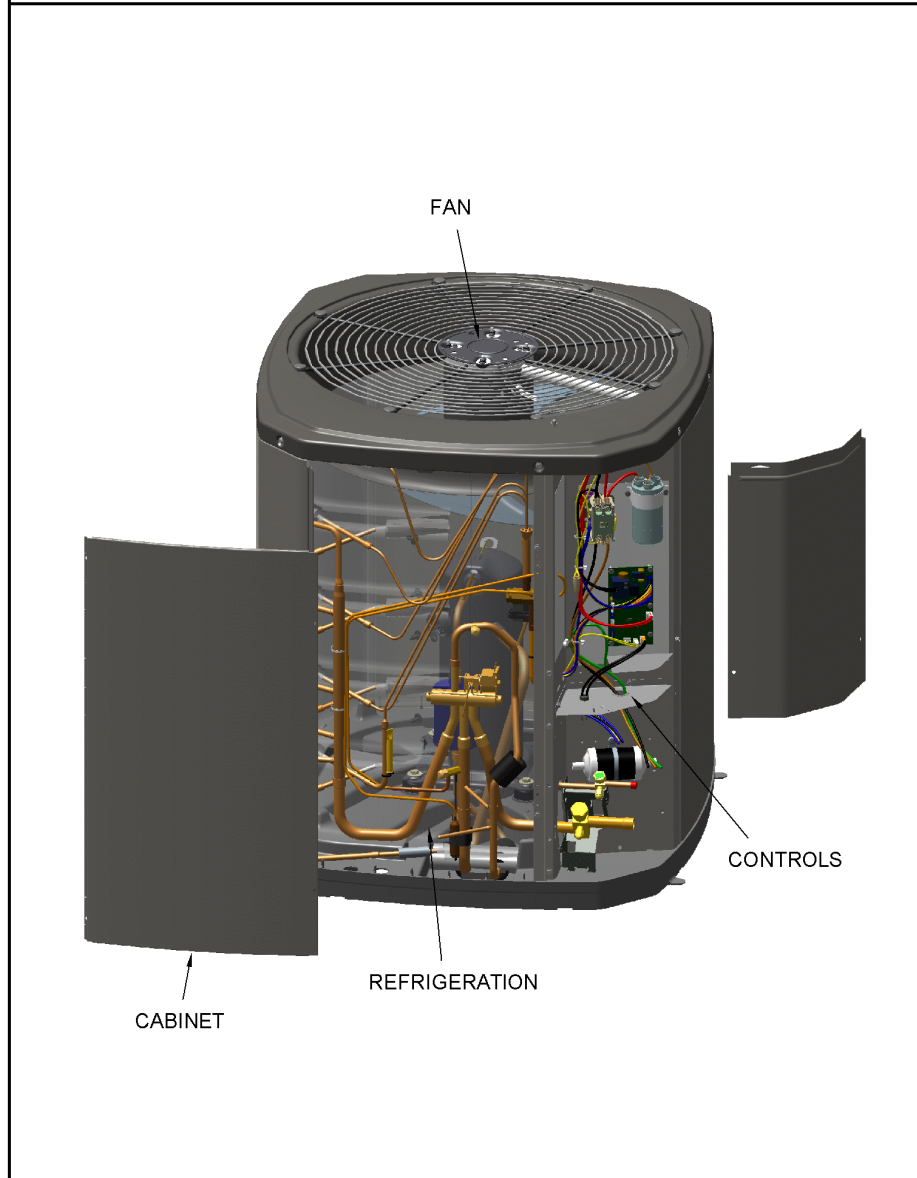


SPLIT SYSTEM HEAT PUMP

75010773

REV.
A

TYPICAL ILLUSTRATION



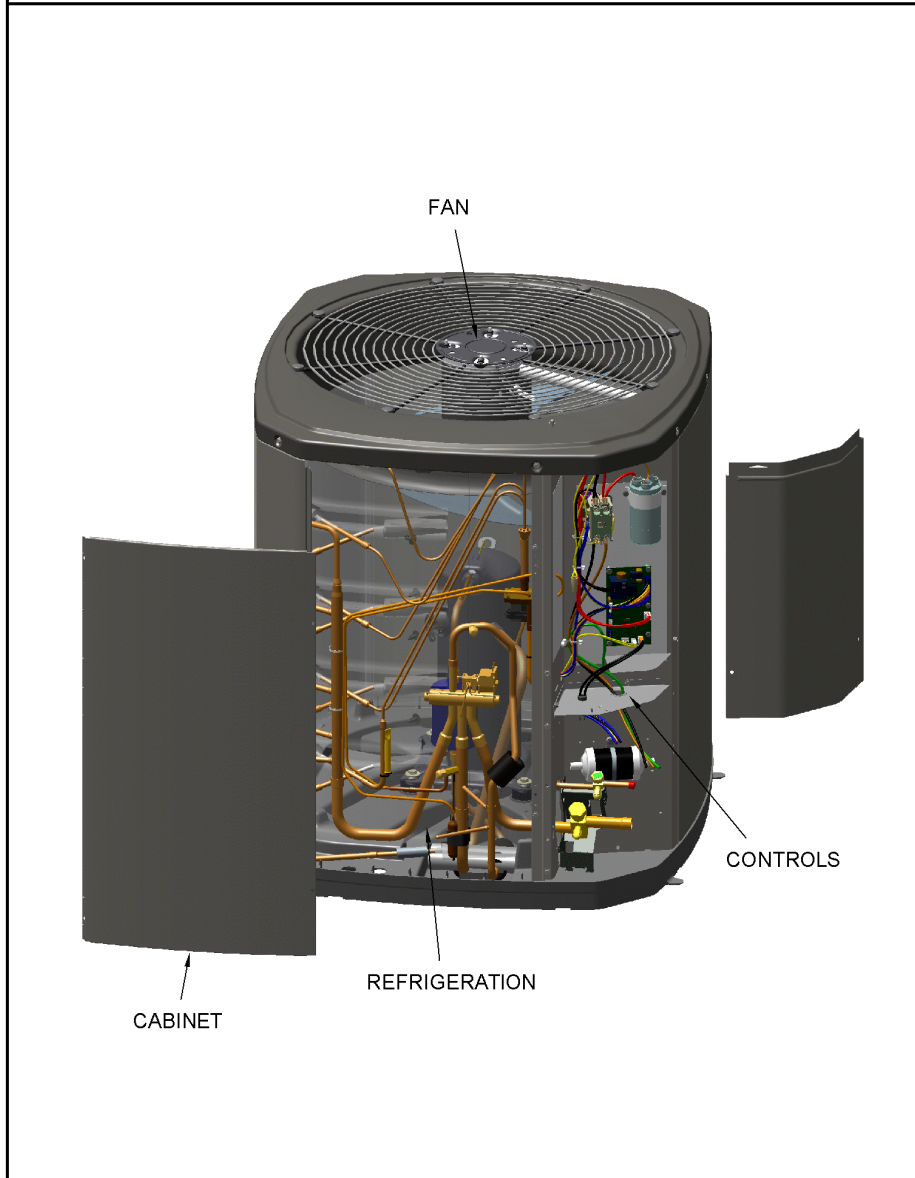
Part No.	Reference No.	Quantity	Description
75010774#4TWR5UP7~S	*		CABINTRY
75010775#4TWR5UP7~S	*		CONTROLS
75010673#4TWR5UP7~S	*		FAN
75005586#4TWR5UP7~S	*		MODEL NUMBER DESCRIPTION
OPTIONS#4TWR5UP7~S	*		OPTIONAL FIELD INSTALLED ACCESSORIES
75010794#4TWR5UP7~S	*		REFRIGERATION
75010773_4TWR5UP7_249905~P	*		SPLIT SYSTEM HEAT PUMP PARTS LIST

SPLIT SYSTEM HEAT PUMP

75010773

REV.
A

TYPICAL ILLUSTRATION



REFRIGERATION

75010794

REV
A

TYPICAL ILLUSTRATION



Parts List Number :75010773#4TWR5UP7

Model Number :4TWR5048H1000AA

Part No.	Reference No.	Quantity	Description
75010794_4TWR5UP7_345428-P	*		REFRIGERATION PARTS LIST

REFRIGERATION

75010794

REV
A

TYPICAL ILLUSTRATION



Part No.	Reference No.	Quantity	Description
SPC00386	*	1	SPACER; BASE, 5.50 X 1.00 X 0.50
TUB11542	*	1	TUBE; RUBBER-EQUAL-TUBING, .375 DIAMETER, 25.000 LENGTH
TUB11543	*	1	TUBE; RUBBER-BULB-TUBING, 1.125 DIAMETER, 34.000 LENGTH
WIR04816	*	1	WIRE; PLUG-SCROLL COMPRESSOR
COM11528	1	1	COMPRESSOR; SCROLL, ALLIANCE, SBA040B1CPZ, 3.5 TON, 40,000 BTUH, 208/230-60-1, R410-A, BRAZED, SUCTION 7/8, DISCHARGE 1/2, RLA 20.6
SWT03277	2	1	SWITCH, HIGH PRESSURE, SPST, OPEN AT 650 PSIG, CLOSE AT 500 PSIG, 91 IN. YELLOW AND RED LEAD
VAL11814	3	1	VALVE; EXPANSION, 2 TON, 3/8 IN ODF INLET X 1/2 IN ODF OUTLET, 86/127 PSIG
SWT03892	4	1	SWITCH; LOW PRESSURE, 35 PSIG OPEN, 55 PSIG RESET SWITCH
BOD00114	5	1	BODY; VALVE, BRASS, 7/16 HEX, 7/16 -20 UNF-2A
VAL08884	6	1	VALVE; SWITCHOVER, 6 TON, 5/8 IN ODF X 7/8 IDF CONNECTION (INCLUDES SOLENOID COIL)
MFL00806	7	1	MUFFLER; 1/2 ODF CONNECTION (DRIER COULD BE PAINTED EITHER SMOKE GRAY OR NAVY BLUE)
DHY01452	8	1	DRIER; BI-FLOW; SERVICE FIRST; 16 CU. IN; DCB163S, 3/8 ODF CONNECTIONS; 5.7 TON CAPACITY; APPROVED FOR MINERAL OIL AND POE OIL REFRIGERANTS; MANUFACTU
VAL09302	9	1	VALVE, SERVICE LIQUID, .31 ODF X .38 ODF
VAL11774	10	1	VALVE; SERVICE GAS ASSEMBLY, 0.88 ODS X 0.88 ODS, WITH 0.25 SAE SERVICE PORT SERVICE
BRK03020	11	1	BRACKET; VALVE
SPC00512	12	1	SPACER; TUBING
SPC00382	13	1	SPACER; ORIFICE
CLP00181	15	1	CLIP; BULB
COR00103	16	1	CORE; VALVE, .79 LENGTH, .206-36 UNS-1 MOD. THD
ISR00007	17	4	ISOLATOR; VIBRATION
SCR01914	17	4	SCREW, ASSEMBLY COMPRESSOR, 5/16-12 TYPE B, W/WASHER & SLEEVE
SPC00512	18	1	SPACER; TUBING
SPC00512	19	1	SPACER; TUBING
COL25365	20	1	COIL; SPINE FIN

FAN

75010673

REV
A

TYPICAL ILLUSTRATION



Parts List Number :75010773#4TWR5UP7

Model Number :4TWR5048H1000AA

Part No.	Reference No.	Quantity	Description
75010673_4TWR5UP7_339801-P	*		FAN PARTS LIST

FAN

75010673

REV
A

TYPICAL ILLUSTRATION



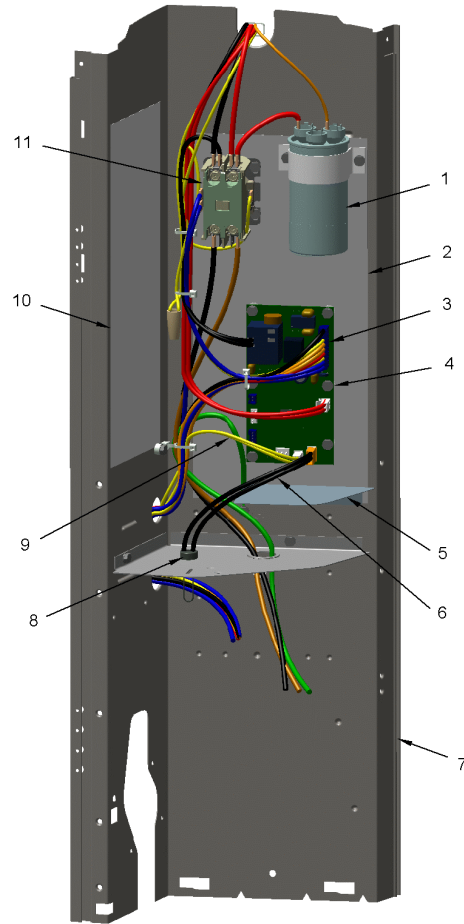
Part No.	Reference No.	Quantity	Description
COV03250	*	1	COVER; MOTOR, 6.86 DIA
FAN04460	1	1	FAN; 2 SWEPT BLADES, 27.5" DIA, 25.2 DEG PITCH, 0.50" BORE, CCW, ALUMINUM, 1 SET SCREW-STEEL, SPIDER 0.075 THK
MOT17346	2	1	MOTOR; 1/5 HP - 48 FRAME
GRL01348	3	1	GRILLE; FAN, 29 IN DIA, SPIRAL WIRE, BASALT GREY
SCR02086	4	4	SCREW; 10-32 TR-3 HXW 3/8 S
GRD01416	5	1	GUARD, TROUGH-LEAD

CONTROLS

75010775

REV.
A

TYPICAL ILLUSTRATION



Parts List Number :75010773#4TWR5UP7

Model Number :4TWR5048H1000AA

Part No.	Reference No.	Quantity	Description
75010775_4TWR5UP7_339803-P	*		CONTROLS PARTS LIST

CONTROLS

75010775

REV.
A

TYPICAL ILLUSTRATION



Part No.	Reference No.	Quantity	Description
CON00241	*	1	CONNECTOR; WIRE
RES00118	*	2	RESISTOR; THERMISTOR , 260 OHMS AT 75 DEGREE F
WIR07598	*	1	WIRE; HARNESS, 9 PIN TO J4 ON DFC
CPT01842	1	1	CAPACITOR, RUN, 45/7.5 MFD, 370V, ROUND, W/O RESISTOR
SHD00386	2	1	SHIELD; MOISTURE, 12.75 X 5.00
WIR07598	3	1	WIRE; HARNESS, 9 PIN TO J4 ON DFC
CNT07482	4	1	CONTROL, DEFROST BOARD
PNL31534	5	1	PANEL; VOLTAGE BARRIER; 4.45 X 3.06, BLACK POLYPROPYLENE
SEN02353	6	1	SENSOR; ASSEMBLY, AMBIENT, 10 IN WIRE LENGTH, -40C TO 105C OP TEMP RANGE, 14 IN WIRE LENGTH
PNL25790	7	1	PANEL, CONTROL PANEL BASE, 39.14 HEIGHT
CLP01039	8	1	CLIP; STRAIN RELIEF
SEN01541	9	1	SENSOR; ASSEMBLY, 9.75K OHMS AT 75F, YELLOW LEADS (CBS-COIL SENSOR)
SHD00387	10	1	SHIELD; MOISTURE, 10.25 X 4.00
CTR01028	11	1	CONTACTOR; 2P, 40A 600V CONTACTS, 24 CV, 60HZ

CABINET

75010774

REV.
A

TYPICAL ILLUSTRATION



Parts List Number :75010773#4TWR5UP7

Model Number :4TWR5048H1000AA

Part No.	Reference No.	Quantity	Description
75010774_4TWR5UP7_316750-P	*		CABINETY PARTS LIST

CABINET

75010774

REV.
A

TYPICAL ILLUSTRATION



Part No.	Reference No.	Quantity	Description
PAI00246	*	1	PAINT; SPRAY, TARPAULIN GRAY (SHIPPING UOM 12 OZ HAZ)
PAI00248	*	1	PAINT; 12 OZ SPRAY, ANTHRACITE GRAY (SHIPPING UOM 12 OZ HAZ)
PLT04086	*	1	PLATE; NAMEPLATE-TRANE LOGO, 9.0 X 1.82. THIS BADGE DOES NOT INCLUDE THE XR1# INSERT. FOR COMPLETE BADGE ORDER PLT03603, PLT04109 OR PLT04079.
SCR02010	*	17	SCREW; 12-18 AB HXW 1/2 SN
COV04506	1	1	COVER; TOP, 37.00 X 34.00, TARPAULIN GRAY
PNL25809	2	1	PANEL; WRAPPER, 23 X 41
PNL25807	3	1	PANEL; CORNER POST, 3.57 X 41.33
PNL25809	4	1	PANEL; WRAPPER, 23 X 41
COV03224	5	1	COVER, CONTROL, 11.32 X 18.11
BAS01834	6	1	BASE; 41.78 X 41.81 DIAGONALLY
COV03228	7	1	COVER, CONTROL BOTTOM
PNL25810	8	1	PANEL; ACCESS, 19.84 X 40.65
PNL25807	9	1	PANEL; CORNER POST, 3.57 X 41.33
PNL25808	10	1	PANEL; WRAPPER, 27 X 41.33
PNL25807	11	1	PANEL; CORNER POST, 3.57 X 41.33

MODEL NUMBER DESCRIPTION
OUTDOOR UNITS

75005586

REV
E

Example Model Number:

4 T W V 0 0 3 6 A 1 0 0 0 A A
1 - - - - 5 - - - - 10 - - - - 15

Digit 1 – Refrigerant Type

2 = R-22
4 = R-410A

Digit 2 – Trane

Digit 3 – Product Type

W = Split Heat Pump
T = Split Cooling

Digit 4 – Product Family

V = Variable Speed
Z = Leadership - Two Stage
X = Leadership
R = Replacement/Retail
M or B = Basic
A = Light Commercial
L = Side Discharge
S = Side Discharge 3 Phase

Digit 5 – Family SEER

3 = 13 7 = 17
4 = 14 8 = 18
5 = 15 9 = 19
6 = 16 0 = 20

Digits 6 – Split System Connections 1-6 Tons

0 = Brazed

Digits 7,8 – Nominal Capacity in 000s BTUs

Digit 9 – Major Design Modifications

Digit 10 – Power Supply

1 = 200-230/1/60 or 208-230/1/60
3 = 200-230/3/60
4 = 460/3/60
5 = 400/3/60
A = 220-240/1/50
D = 380-415/3/50

Digit 11,12,13 – Secondary Function

Digit 14 – Minor Design Modifications

Digit 15 – Unit Parts Identifier

Part No.	Reference No.	Quantity	Description
75005586_4TWR5UP7_249906-P	*		MODEL NUMBER DESCRIPTION PARTS LIST

MODEL NUMBER DESCRIPTION	75005586	REV D
OUTDOOR UNITS		
<i>Example Model Number:</i> 4 TWV 00 3 6 A 1 0 0 0 A A <small>1 - - - 5 - - - 10 - - - 15</small>		
Digit 1 – Refrigerant Type		
2 = R-22 4 = R-410A		
Digit 2 – Trane		
Digit 3 – Product Type		
W = Split Heat Pump T = Split Cooling		
Digit 4 – Product Family		
V = Variable Speed Z = Leadership - Two Stage X = Leadership R = Replacement/Retail M or B = Basic A = Light Commercial L = Side Discharge		
Digit 5 – Family SEER		
3 = 13 7 = 17 4 = 14 9 = 19 5 = 15 9 = 19 6 = 16 0 = 20		
Digits 6 – Split System Connections 1-6 Tons		
0 = Brazed		
Digits 7,8 – Nominal Capacity in 000s BTUs		
Digit 9 – Major Design Modifications		
Digit 10 – Power Supply		
1 = 200-230/1/60 or 208-230/1/60 3 = 200-230/3/60 4 = 460/3/60		
Digit 11,12,13 – Secondary Function		
Digit 14 – Minor Design Modifications		
Digit 15 – Unit Parts Identifier		
1 of 1		

Part No.	Reference No.	Quantity	Description
OPTIONS_4TWR5UP7_339805~ P	*		OPTIONAL FIELD INSTALLED ACCESSORIES PARTS LIST

NO GRAPHIC AVAILABLE

75013702

REV
A

**NO
GRAPHIC
AVAILABLE**

Parts List Number :75010773#4TWR5UP7

Model Number :4TWR5048H1000AA

Part No.	Reference No.	Quantity	Description
BAYSKT263	*	1	KIT; COMPRESSOR START KIT
BAYLOAM107	*	1	LOW AMBIENT KIT
KIT02134	*	1	KIT-LOW TEMPERATURE COOLING (AY28X084)
KIT05354	*	1	KIT; TIME DELAY (TAYASCT501A) - 5 MINUTE RELAY ONLY IS RLY01343
KIT07731	*	1	KIT; SNOW LEGS, CONTAINS (4) 6" MOUNTING LEGS (BAYLEGS002)
KIT07732	*	1	KIT; SNOW LEGS, (4" EXTENSION KIT) (BAYLEGS003)
KIT08036	*	1	KIT; SEA COAST (BAYSEAC001)
KIT08412	*	1	KIT; SOUND ENCLOSURE, (BAYSDEN003), (MODELS WITH SMALL FRAME (QUANTUM) SCROLL COMPRESSORS NO LARGER THAN 16.4" TALL OR 6.6" IN DIAMETER EXCEPT IN CABINET HEIGHTS 25.0" OR SHORTER)
KIT09425	*	1	KIT; ISOLATOR (BAYISLT101) (CONTAINS A QTY OF 5 ISOLATORS)
KIT15190	*	1	KIT; EXTREME MOUNTING CONDITION (BAYECMT004).
KIT15752	*	1	KIT; SUMP HEATER, 208/230V, 40W, BELLY BAND STYLE (BAYCCHT302), 74 IN LENGTH, 5.5 INCH DIA
PAI00309	*	1	PAINT; DARK BROWN, 12 OZ SPRAY CAN, HERESITE AIR DRY PHENOLIC COATING, VR-554T
TAYSVPANL0046A	*	1	PANEL; SERVICE PANEL (TAYSVPANL0046A)