

SPLIT SYSTEM HEAT PUMP

75010773

REV
A

TYPICAL ILLUSTRATION



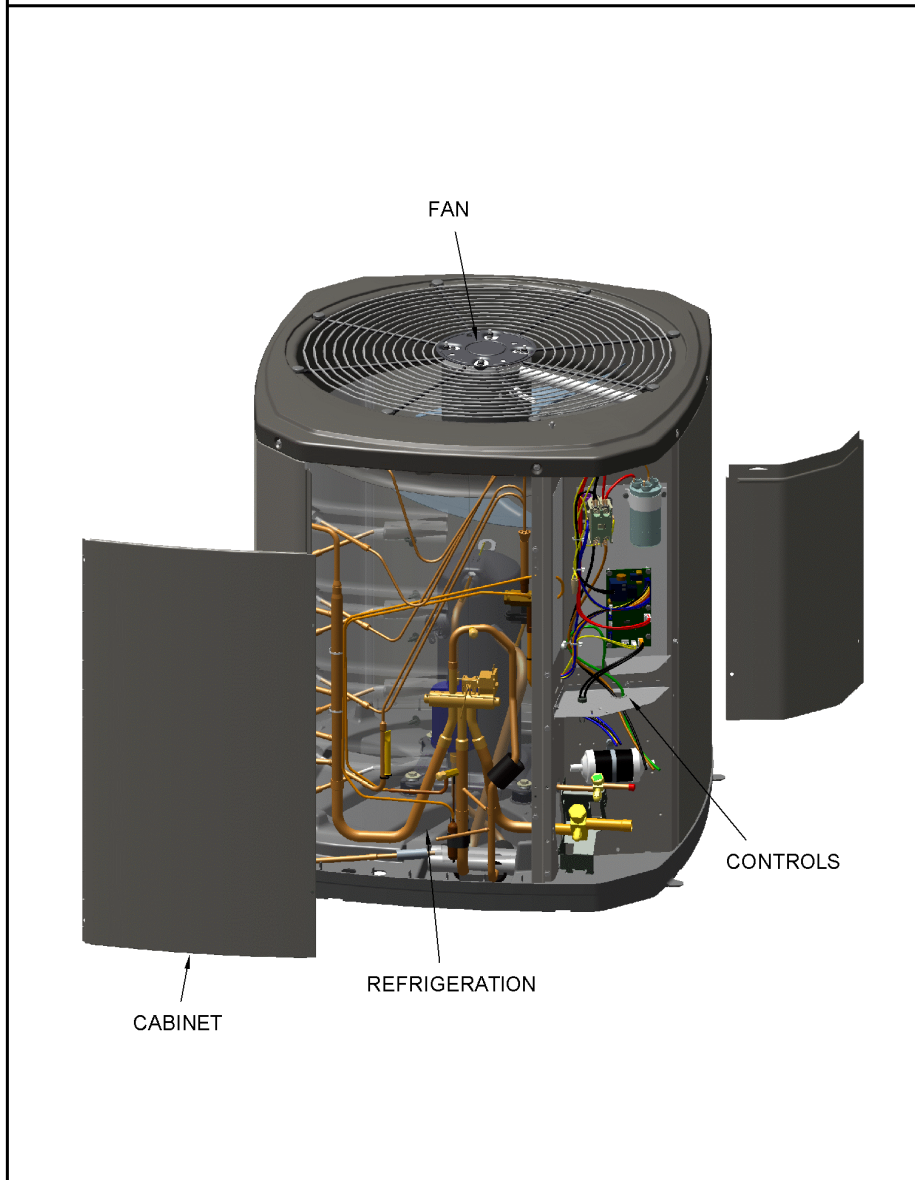
| Part No. | Reference No. | Quantity | Description |
|----------------------------|----------------------|-----------------|--------------------------------------|
| 75010774#4TWA4UP1~S | * | | CABINTRY |
| 75011833#4TWA4UP1~S | * | | CONTROLS |
| 75010673#4TWA4UP1~S | * | | FAN |
| 75005586#4TWA4UP1~S | * | | MODEL NUMBER DESCRIPTION |
| OPTIONS#4TWA4UP1~S | * | | OPTIONAL FIELD INSTALLED ACCESSORIES |
| 75010794#4TWA4UP1~S | * | | REFRIGERATION |
| 75010773_4TWA4UP1_185374~P | * | | SPLIT SYSTEM HEAT PUMP PARTS LIST |

SPLIT SYSTEM HEAT PUMP

75010773

REV.
A

TYPICAL ILLUSTRATION



Parts List Number :75010773#4TWA4UP1

Model Number :4TWA4060A3000AA

| Part No. | Reference No. | Quantity | Description |
|----------------------------|---------------|----------|--------------------------|
| 75010794_4TWA4UP1_362100-P | * | | REFRIGERATION PARTS LIST |

REFRIGERATION

75010794

REV
A

TYPICAL ILLUSTRATION



| Part No. | Reference No. | Quantity | Description |
|----------|---------------|----------|--|
| HTR12895 | * | 1 | HEATER; CRANKCASE, 40 WATT, 230V, 6.5 DIA |
| PLU01289 | * | 1 | PLUG; SCROLL COMPRESSOR |
| SPC00386 | * | 1 | SPACER; BASE, 5.50 X 1.00 X 0.50 |
| TUB11542 | * | 1 | TUBE; RUBBER-EQUAL-TUBING, .375 DIAMETER, 25.000 LENGTH |
| TUB11543 | * | 1 | TUBE; RUBBER-BULB-TUBING, 1.125 DIAMETER, 34.000 LENGTH |
| COM12150 | 1 | 1 | COMPRESSOR; SCROLL, ALLIANCE, SBA049B3CPA, 5 TON, 49,000 BTUH, 230-60-3, R410-A, BRAZED, SUCTION 7/8, DISCHARGE 1/2, RLA 17.7 |
| SWT03277 | 2 | 1 | SWITCH, HIGH PRESSURE, SPST, OPEN AT 650 PSIG, CLOSE AT 500 PSIG, 91 IN. YELLOW AND RED LEAD |
| VAL11815 | 3 | 1 | VALVE; EXPANSION, 3 TON, 3/8 IN ODF INLET X 1/2 IN ODF OUTLET, 82/123 PSIG |
| SWT03892 | 4 | 1 | SWITCH; LOW PRESSURE, 35 PSIG OPEN, 55 PSIG RESET SWITCH |
| BOD00114 | 5 | 1 | BODY; VALVE, BRASS, 7/16 HEX, 7/16 -20 UNF-2A |
| COR00103 | 5 | 1 | CORE; VALVE, .79 LENGTH, .206-36 UNS-1 MOD. THD |
| VAL08884 | 6 | 1 | VALVE; SWITCHOVER, 6 TON, 5/8 IN ODF X 7/8 IDF CONNECTION (INCLUDES SOLENOID COIL) |
| MFL00806 | 7 | 1 | MUFFLER; 1/2 ODF CONNECTION (DRIER COULD BE PAINTED EITHER SMOKE GRAY OR NAVY BLUE) |
| DHY01452 | 8 | 1 | DRIER; BI-FLOW; SERVICE FIRST; 16 CU. IN; DCB163S, 3/8 ODF CONNECTIONS; 5.7 TON CAPACITY; APPROVED FOR MINERAL OIL AND POE OIL REFRIGERANTS; MANUFACTU |
| VAL09302 | 9 | 1 | VALVE, SERVICE LIQUID, .31 ODF X .38 ODF |
| VAL11774 | 10 | 1 | VALVE; SERVICE GAS ASSEMBLY, 0.88 ODS X 0.88 ODS, WITH 0.25 SAE SERVICE PORT SERVICE |
| BRK03020 | 11 | 1 | BRACKET; VALVE |
| SPC00512 | 12 | 1 | SPACER; TUBING |
| CLP00181 | 15 | 1 | CLIP; BULB |
| COR00103 | 16 | 1 | CORE; VALVE, .79 LENGTH, .206-36 UNS-1 MOD. THD |
| ISR00007 | 17 | 4 | ISOLATOR; VIBRATION |
| SCR01914 | 17 | 4 | SCREW, ASSEMBLY COMPRESSOR, 5/16-12 TYPE B, W/WASHER & SLEEVE |
| SPC00512 | 18 | 1 | SPACER; TUBING |
| SPC00512 | 19 | 1 | SPACER; TUBING |
| COL25366 | 20 | 1 | COIL; SPINE FIN |

FAN

75010673

REV
A

TYPICAL ILLUSTRATION



Parts List Number :75010773#4TWA4UP1

Model Number :4TWA4060A3000AA

| Part No. | Reference No. | Quantity | Description |
|----------------------------|---------------|----------|----------------|
| 75010673_4TWA4UP1_355920-P | * | | FAN PARTS LIST |

FAN

75010673

REV
A

TYPICAL ILLUSTRATION

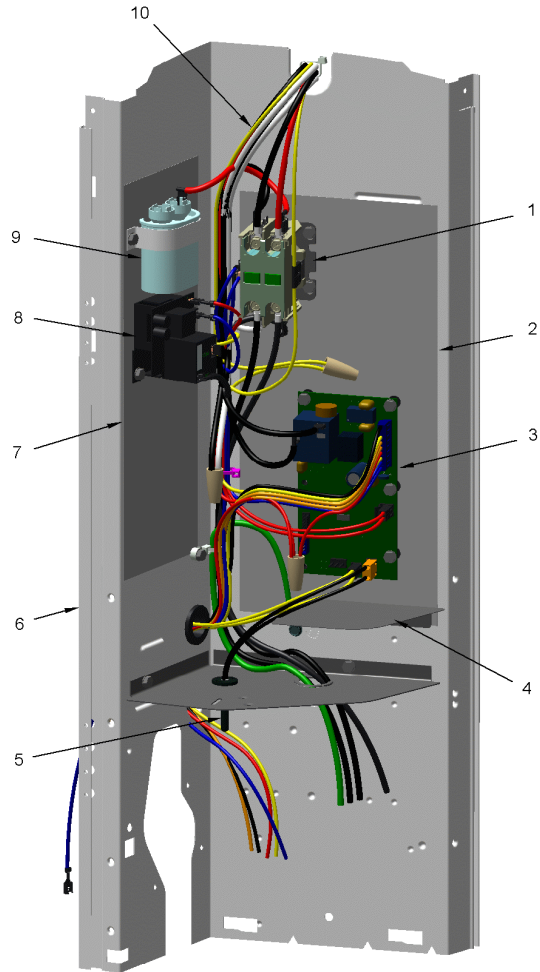


| Part No. | Reference No. | Quantity | Description |
|-----------------|----------------------|-----------------|--|
| COV03250 | * | 1 | COVER; MOTOR, 6.86 DIA |
| FAN04460 | 1 | 1 | FAN; 2 SWEPT BLADES, 27.5" DIA, 25.2 DEG PITCH, 0.50" BORE, CCW, ALUMINUM, 1 SET SCREW-STEEL, SPIDER 0.075 THK |
| MOT17346 | 2 | 1 | MOTOR; 1/5 HP - 48 FRAME |
| GRL01348 | 3 | 1 | GRILLE; FAN, 29 IN DIA, SPIRAL WIRE, BASALT GREY |
| SCR02086 | 4 | 4 | SCREW; 10-32 TR-3 HXW 3/8 S |

CONTROLS

75011833

REV.
A



This is a typical illustration. The unit in the field may not appear exactly as shown.

Parts List Number :75010773#4TWA4UP1

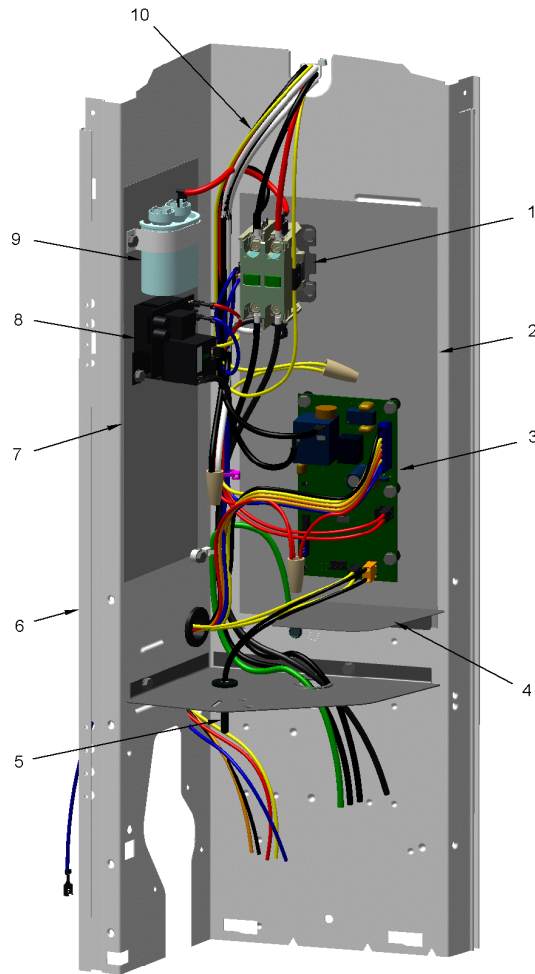
Model Number :4TWA4060A3000AA

| Part No. | Reference No. | Quantity | Description |
|----------------------------|---------------|----------|---------------------|
| 75011833_4TWA4UP1_362101~P | * | | CONTROLS PARTS LIST |

CONTROLS

75011833

REV.
A



This is a typical illustration. The unit in the field may not appear exactly as shown.

| Part No. | Reference No. | Quantity | Description |
|----------|---------------|----------|---|
| CON00241 | * | 1 | CONNECTOR; WIRE |
| RES00118 | * | 2 | RESISTOR; THERMISTOR , 260 OHMS AT 75 DEGREE F |
| SEN01541 | * | 1 | SENSOR; ASSEMBLY, 9.75K OHMS AT 75F, YELLOW LEADS (CBS-COIL SENSOR) |
| THT02681 | * | 1 | THERMOSTAT; TERMINATOR, 240V, SPST, OPEN AT 105F, CLOSE AT 73F, PR/WH WIRES, 89 IN LENGTH |
| CTR01028 | 1 | 1 | CONTACTOR; 2P, 40A 600V CONTACTS, 24 CV, 60HZ |
| SHD00386 | 2 | 1 | SHIELD; MOISTURE, 12.75 X 5.00 |
| CNT07482 | 3 | 1 | CONTROL, DEFROST BOARD |
| PNL31534 | 4 | 1 | PANEL; VOLTAGE BARRIER; 4.45 X 3.06, BLACK POLYPROPYLENE |
| SEN02353 | 5 | 1 | SENSOR; ASSEMBLY, AMBIENT, 10 IN WIRE LENGTH, -40C TO 105C OP TEMP RANGE, 14 IN WIRE LENGTH |
| PNL25790 | 6 | 1 | PANEL, CONTROL PANEL BASE, 39.14 HEIGHT |
| SHD00387 | 7 | 1 | SHIELD; MOISTURE, 10.25 X 4.00 |
| RLY03167 | 8 | 1 | RELAY-TIME DELAY |
| CPT00477 | 9 | 1 | CAPACITOR; RUN, 7.5 MFD, 370VAC, OVAL, W/O RESISTOR |
| SRP00091 | 9 | 1 | STRAP, CAPACITOR |
| WIR08565 | 10 | 1 | WIRE; HARNESS, CONTROL PANEL |

CABINET

75010774

REV.
A

TYPICAL ILLUSTRATION



Parts List Number :75010773#4TWA4UP1

Model Number :4TWA4060A3000AA

| Part No. | Reference No. | Quantity | Description |
|----------------------------|---------------|----------|---------------------|
| 75010774_4TWA4UP1_185377-P | * | | CABINERY PARTS LIST |

CABINET

75010774

REV.
A

TYPICAL ILLUSTRATION



| Part No. | Reference No. | Quantity | Description |
|----------|---------------|----------|--|
| PAI00246 | * | 1 | PAINT; SPRAY, TARPAULIN GRAY (SHIPPING UOM 12 OZ HAZ) |
| PAI00248 | * | 1 | PAINT; 12 OZ SPRAY, ANTHRACITE GRAY (SHIPPING UOM 12 OZ HAZ) |
| PLT04086 | * | 1 | PLATE; NAMEPLATE-TRANE LOGO, 9.0 X 1.82. THIS BADGE DOES NOT INCLUDE THE XR1# INSERT. FOR COMPLETE BADGE ORDER PLT03603, PLT04109 OR PLT04079. |
| SCR02010 | * | 17 | SCREW; 12-18 AB HXW 1/2 SN |
| COV04506 | 1 | 1 | COVER; TOP, 37.00 X 34.00, TARPAULIN GRAY |
| PNL25809 | 2 | 1 | PANEL; WRAPPER, 23 X 41 |
| PNL25807 | 3 | 1 | PANEL; CORNER POST, 3.57 X 41.33 |
| PNL25809 | 4 | 1 | PANEL; WRAPPER, 23 X 41 |
| COV03224 | 5 | 1 | COVER, CONTROL, 11.32 X 18.11 |
| BAS01834 | 6 | 1 | BASE; 41.78 X 41.81 DIAGONALLY |
| COV03228 | 7 | 1 | COVER, CONTROL BOTTOM |
| PNL25810 | 8 | 1 | PANEL; ACCESS, 19.84 X 40.65 |
| PNL25807 | 9 | 1 | PANEL; CORNER POST, 3.57 X 41.33 |
| PNL25808 | 10 | 1 | PANEL; WRAPPER, 27 X 41.33 |
| PNL25807 | 11 | 1 | PANEL; CORNER POST, 3.57 X 41.33 |

MODEL NUMBER DESCRIPTION
OUTDOOR UNITS

75005586

REV
E

Example Model Number:

4 T W V 0 0 3 6 A 1 0 0 0 A A
1 - - - - 5 - - - - 10 - - - - 15

Digit 1 – Refrigerant Type

2 = R-22
4 = R-410A

Digit 2 – Trane

Digit 3 – Product Type

W = Split Heat Pump
T = Split Cooling

Digit 4 – Product Family

V = Variable Speed
Z = Leadership - Two Stage
X = Leadership
R = Replacement/Retail
M or B = Basic
A = Light Commercial
L = Side Discharge
S = Side Discharge 3 Phase

Digit 5 – Family SEER

3 = 13 7 = 17
4 = 14 8 = 18
5 = 15 9 = 19
6 = 16 0 = 20

Digits 6 – Split System Connections 1-6 Tons

0 = Brazed

Digits 7,8 – Nominal Capacity in 000s BTUs

Digit 9 – Major Design Modifications

Digit 10 – Power Supply

1 = 200-230/1/60 or 208-230/1/60
3 = 200-230/3/60
4 = 460/3/60
5 = 400/3/60
A = 220-240/1/50
D = 380-415/3/50

Digit 11,12,13 – Secondary Function

Digit 14 – Minor Design Modifications

Digit 15 – Unit Parts Identifier

| Part No. | Reference No. | Quantity | Description |
|----------------------------|---------------|----------|-------------------------------------|
| 75005586_4TWA4UP1_185375-P | * | | MODEL NUMBER DESCRIPTION PARTS LIST |

MODEL NUMBER DESCRIPTION

75005586

REV
D

OUTDOOR UNITS

Example Model Number:

4 TWV 00 3 6 A 1 0 0 0 A A
1 - - - 5 - - - - 10 - - - - 15

Digit 1 – Refrigerant Type

2 = R-22
4 = R-410A

Digit 2 – Trane

Digit 3 – Product Type

W = Split Heat Pump
T = Split Cooling

Digit 4 – Product Family

V = Variable Speed
Z = Leadership - Two Stage
X = Leadership
R = Replacement/Retail
M or B = Basic
A = Light Commercial
L = Side Discharge

Digit 5 – Family SEER

3 = 13 7 = 17
4 = 14 9 = 19
5 = 15 9 = 19
6 = 16 0 = 20

Digits 6 – Split System Connections 1-6 Tons

0 = Brazed

Digits 7,8 – Nominal Capacity in 000s BTUs

Digit 9 – Major Design Modifications

Digit 10 – Power Supply

1 = 200-230/1/60 or 208-230/1/60
3 = 200-230/3/60
4 = 460/3/60

Digit 11,12,13 – Secondary Function

Digit 14 – Minor Design Modifications

Digit 15 – Unit Parts Identifier

Parts List Number :75010773#4TWA4UP1

Model Number :4TWA4060A3000AA

| Part No. | Reference No. | Quantity | Description |
|---------------------------|---------------|----------|---|
| OPTIONS_4TWA4UP1_185385-P | * | | OPTIONAL FIELD INSTALLED ACCESSORIES PARTS LIST |

NO GRAPHIC AVAILABLE

75013702

REV
A

**NO
GRAPHIC
AVAILABLE**

Parts List Number :75010773#4TWA4UP1

Model Number :4TWA4060A3000AA

| Part No. | Reference No. | Quantity | Description |
|----------------|---------------|----------|---|
| BAYLOAM107 | * | 1 | LOW AMBIENT KIT |
| KIT02134 | * | 1 | KIT-LOW TEMPERATURE COOLING (AY28X084) |
| KIT05354 | * | 1 | KIT; TIME DELAY (TAYASCT501A) - 5 MINUTE RELAY ONLY IS RLY01343 |
| KIT07731 | * | 1 | KIT; SNOW LEGS, CONTAINS (4) 6" MOUNTING LEGS (BAYLEGS002) |
| KIT07732 | * | 1 | KIT; SNOW LEGS, (4" EXTENSION KIT) (BAYLEGS003) |
| KIT08036 | * | 1 | KIT; SEA COAST (BAYSEAC001) |
| KIT08413 | * | 1 | KIT; SOUND ENCLOSURE, (BAYSDEN004), (MODELS WITH LARGE FRAME (QUEST) SCROLL COMPRESSORS NO LARGER THAN 17.3" TALL OR 7.3" IN DIAMETER EXCEPT IN CABINET HEIGHTS 32.7" OR SHORTER) |
| KIT09425 | * | 1 | KIT; ISOLATOR (BAYISLT101) (CONTAINS A QTY OF 5 ISOLATORS) |
| KIT15190 | * | 1 | KIT; EXTREME MOUNTING CONDITION (BAYECMT004). |
| PAI00309 | * | 1 | PAINT; DARK BROWN, 12 OZ SPRAY CAN, HERESITE AIR DRY PHENOLIC COATING, VR-554T |
| TAYSVPANL0032A | * | 1 | PANEL; SERVICE VALVE PANEL COVER KIT (TAYSVPANL0032A) |