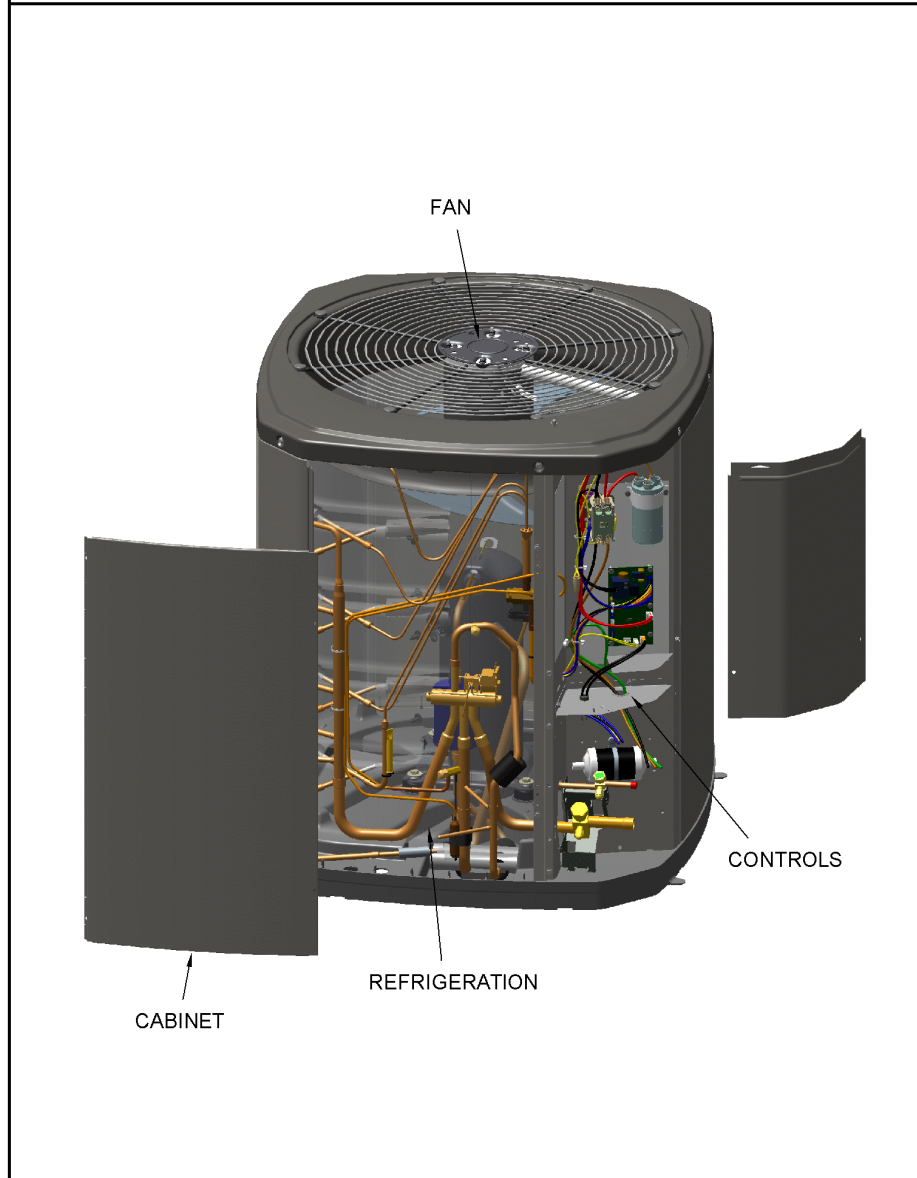


SPLIT SYSTEM HEAT PUMP

75010773

REV.
A

TYPICAL ILLUSTRATION



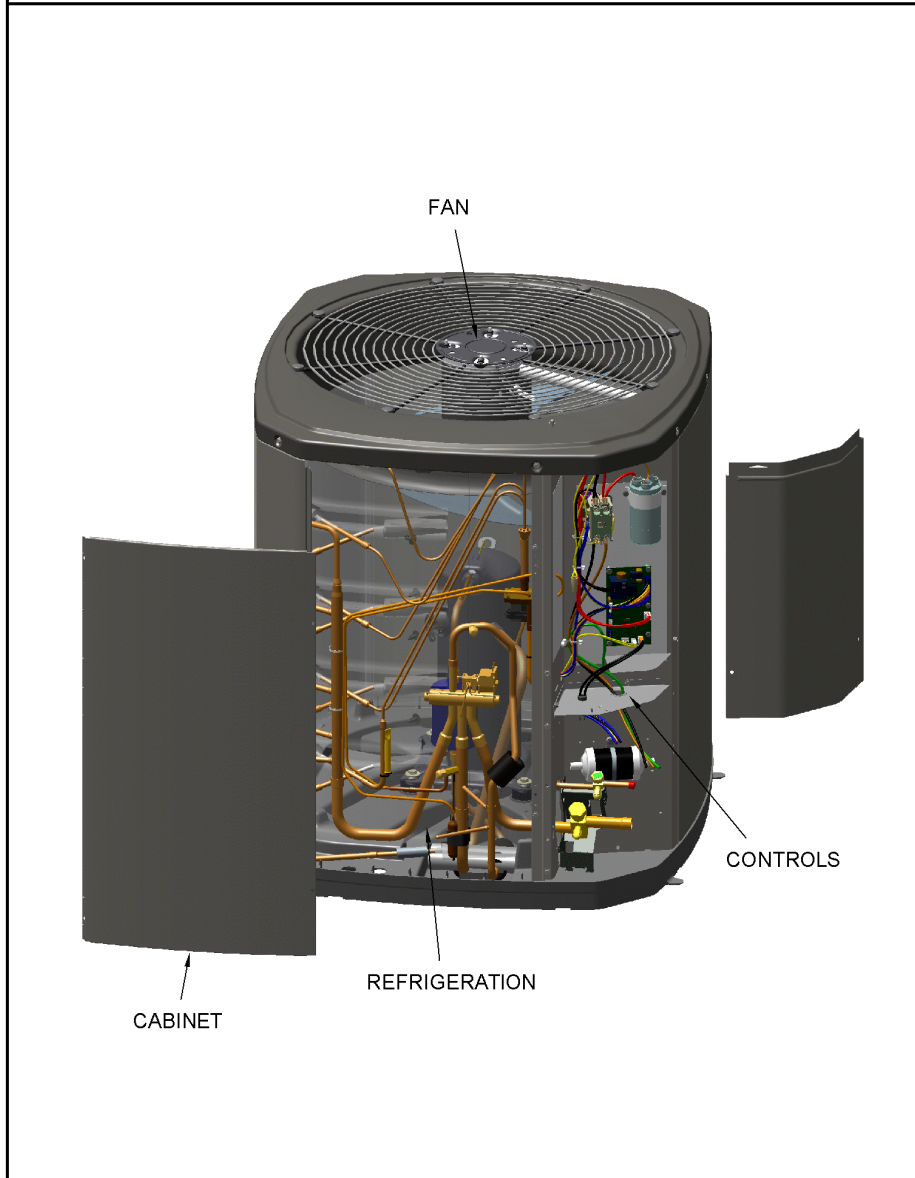
Part No.	Reference No.	Quantity	Description
75010774#4TWA4UP1~S	*		CABINTRY
75011833#4TWA4UP1~S	*		CONTROLS
75010673#4TWA4UP1~S	*		FAN
75005586#4TWA4UP1~S	*		MODEL NUMBER DESCRIPTION
OPTIONS#4TWA4UP1~S	*		OPTIONAL FIELD INSTALLED ACCESSORIES
75010794#4TWA4UP1~S	*		REFRIGERATION
75010773_4TWA4UP1_185374-P	*		SPLIT SYSTEM HEAT PUMP PARTS LIST

SPLIT SYSTEM HEAT PUMP

75010773

REV.
A

TYPICAL ILLUSTRATION



REFRIGERATION

75010794

REV
A

TYPICAL ILLUSTRATION



Parts List Number :75010773#4TWA4UP1

Model Number :4TWA4048A3000AB

Part No.	Reference No.	Quantity	Description
75010794_4TWA4UP1_346597-P	*		REFRIGERATION PARTS LIST

REFRIGERATION

75010794

REV
A

TYPICAL ILLUSTRATION



Part No.	Reference No.	Quantity	Description
HTR04935	*	1	HEATER, SUMP, BELLY BAND, 40 WATT, 230V, 6.5 DIA
SPC00386	*	1	SPACER; BASE, 5.50 X 1.00 X 0.50
TUB11542	*	1	TUBE; RUBBER-EQUAL-TUBING, .375 DIAMETER, 25.000 LENGTH
TUB11543	*	1	TUBE; RUBBER-BULB-TUBING, 1.125 DIAMETER, 34.000 LENGTH
WIR03574	*	1	WIRE; PLUG CONNECTOR WITH 3 WIRES
COM12185	1	1	COMPRESSOR; SCROLL, SBA042B3CPA
SWT03277	2	1	SWITCH, HIGH PRESSURE, SPST, OPEN AT 650 PSIG, CLOSE AT 500 PSIG, 91 IN. YELLOW AND RED LEAD
VAL19487	3	1	VALVE; TEV HXCE 2 ZX200
SWT03876	4	1	SWITCH; LOW PRESSURE, OPENS AT 35 PSI AND CLOSES AT 55 PSI.
BOD00114	5	1	BODY; VALVE, BRASS, 7/16 HEX, 7/16 -20 UNF-2A
COR00103	5	1	CORE; VALVE, .79 LENGTH, .206-36 UNS-1 MOD. THD
VAL08884	6	1	VALVE; SWITCHOVER, 6 TON, 5/8 IN ODF X 7/8 IDF CONNECTION (INCLUDES SOLENOID COIL)
MFL00806	7	1	MUFFLER; 1/2 ODF CONNECTION (DRIER COULD BE PAINTED EITHER SMOKE GRAY OR NAVY BLUE)
DHY01452	8	1	DRIER; BI-FLOW; SERVICE FIRST; 16 CU. IN; DCB163S, 3/8 ODF CONNECTIONS; 5.7 TON CAPACITY; APPROVED FOR MINERAL OIL AND POE OIL REFRIGERANTS; MANUFACTU
VAL09302	9	1	VALVE, SERVICE LIQUID, .31 ODF X .38 ODF
VAL12357	10	1	VALVE; SERVICE GAS ASSEMBLY, 0.88 ODS X 0.88 ODS, WITH 0.25 SAE SERVICE PORT SERVICE
BRK03020	11	1	BRACKET; VALVE
SPC00512	12	1	SPACER; TUBING
SPC00513	14	3	SPACER; COIL
CLP00181	15	1	CLIP; BULB
COR00103	16	1	CORE; VALVE, .79 LENGTH, .206-36 UNS-1 MOD. THD
ISR00007	17	4	ISOLATOR; VIBRATION
SCR01914	17	4	SCREW, ASSEMBLY COMPRESSOR, 5/16-12 TYPE B, W/WASHER & SLEEVE
SPC00512	18	1	SPACER; TUBING
SPC00512	19	1	SPACER; TUBING
COL28903	20	1	COIL ASM-REPL

FAN

75010673

REV
A

TYPICAL ILLUSTRATION



Parts List Number :75010773#4TWA4UP1

Model Number :4TWA4048A3000AB

Part No.	Reference No.	Quantity	Description
75010673_4TWA4UP1_261948-P	*		FAN PARTS LIST

FAN

75010673

REV
A

TYPICAL ILLUSTRATION

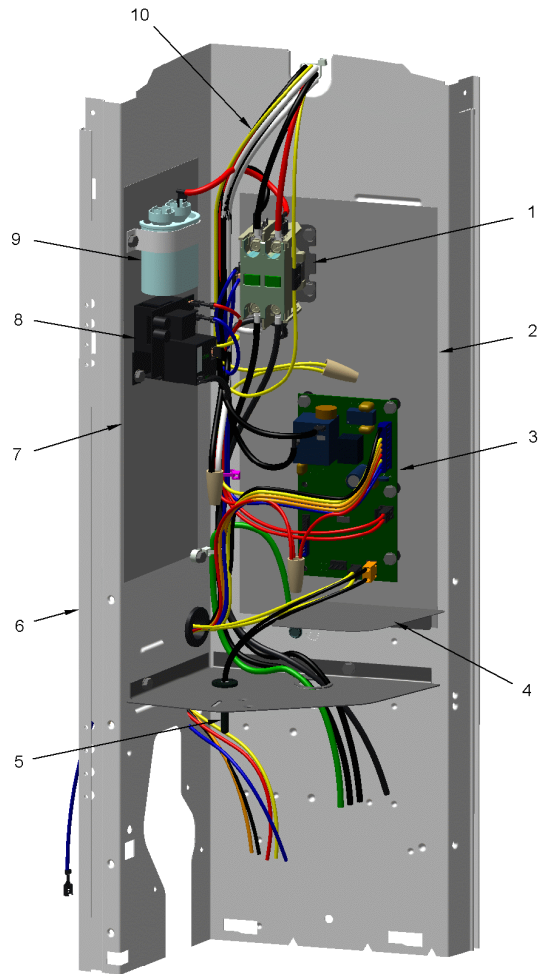


Part No.	Reference No.	Quantity	Description
COV03250	*	1	COVER; MOTOR, 6.86 DIA
FAN04460	1	1	FAN; 2 SWEPT BLADES, 27.5" DIA, 25.2 DEG PITCH, 0.50" BORE, CCW, ALUMINUM, 1 SET SCREW-STEEL, SPIDER 0.075 THK
MOT17346	2	1	MOTOR; 1/5 HP - 48 FRAME
GRL01348	3	1	GRILLE; FAN, 29 IN DIA, SPIRAL WIRE, BASALT GREY
SCR02086	4	4	SCREW; 10-32 TR-3 HXW 3/8 S
GRD01416	5	1	GUARD, TROUGH-LEAD

CONTROLS

75011833

REV.
A



This is a typical illustration. The unit in the field may not appear exactly as shown.

CONTROLS

Parts List Number :75010773#4TWA4UP1

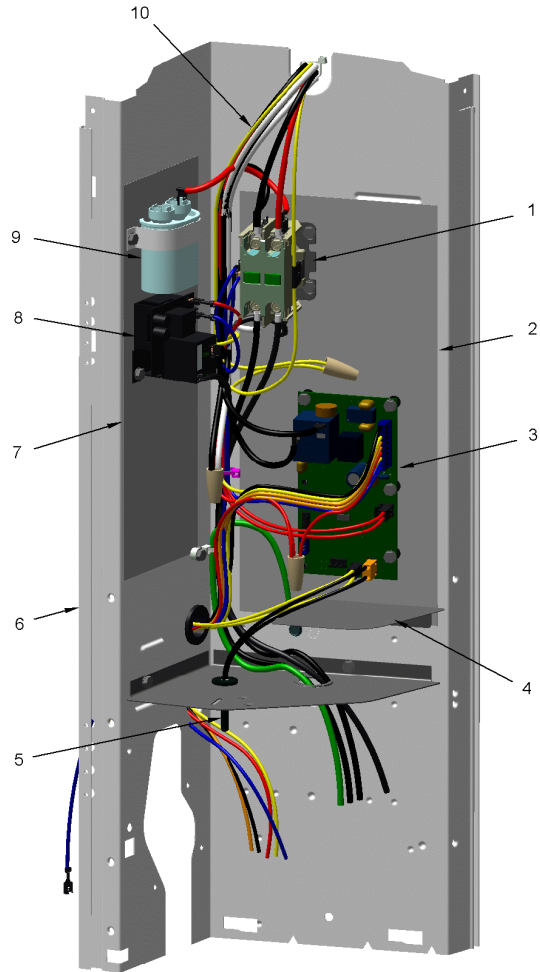
Model Number :4TWA4048A3000AB

Part No.	Reference No.	Quantity	Description
75011833_4TWA4UP1_346598-P	*		CONTROLS PARTS LIST

CONTROLS

75011833

REV.
A



This is a typical illustration. The unit in the field may not appear exactly as shown.

Part No.	Reference No.	Quantity	Description
CON00241	*	1	CONNECTOR; WIRE
RES00118	*	2	RESISTOR; THERMISTOR , 260 OHMS AT 75 DEGREE F
SEN02908	*	1	SENSOR; COIL, 5/16 CLIP, YELLOW WIRES, 43 IN LENGTH
THT02681	*	1	THERMOSTAT; TERMINATOR, 240V, SPST, OPEN AT 105F, CLOSE AT 73F, PR/WH WIRES, 89 IN LENGTH
CTR01028	1	1	CONTACTOR; 2P, 40A 600V CONTACTS, 24 CV, 60HZ
SHD00386	2	1	SHIELD; MOISTURE, 12.75 X 5.00
CNT07932	3	1	CONTROL; DEFROST
PNL31534	4	1	PANEL; VOLTAGE BARRIER; 4.45 X 3.06, BLACK POLYPROPYLENE
SEN02353	5	1	SENSOR; ASSEMBLY, AMBIENT, 10 IN WIRE LENGTH, -40C TO 105C OP TEMP RANGE, 14 IN WIRE LENGTH
PNL13027	6	1	PANEL; CONTROL PANEL BASE, 31.14 HEIGHT
SHD00387	7	1	SHIELD; MOISTURE, 10.25 X 4.00
RLY03167	8	1	RELAY-TIME DELAY
CPT00477	9a	1	CAPACITOR; RUN, 7.5 MFD, 370VAC, OVAL, W/O RESISTOR
SRP00091	9b	1	STRAP, CAPACITOR
WIR08565	10	1	WIRE; HARNESS, CONTROL PANEL

CABINET

75010774

REV.
A

TYPICAL ILLUSTRATION



Parts List Number :75010773#4TWA4UP1

Model Number :4TWA4048A3000AB

Part No.	Reference No.	Quantity	Description
75010774_4TWA4UP1_261949-P	*		CABINETY PARTS LIST

CABINET

75010774

REV.
A

TYPICAL ILLUSTRATION



Part No.	Reference No.	Quantity	Description
PAI00246	*	1	PAINT; SPRAY, TARPAULIN GRAY (SHIPPING UOM 12 OZ HAZ)
PAI00248	*	1	PAINT; 12 OZ SPRAY, ANTHRACITE GRAY (SHIPPING UOM 12 OZ HAZ)
PLT04086	*	1	PLATE; NAMEPLATE-TRANE LOGO, 9.0 X 1.82. THIS BADGE DOES NOT INCLUDE THE XR1# INSERT. FOR COMPLETE BADGE ORDER PLT03603, PLT04109 OR PLT04079.
SCR02010	*	17	SCREW; 12-18 AB HXW 1/2 SN
COV03396	1	1	COVER; TOP
PNL13007	2	1	PANEL, WRAPPER, 23.22 X 29.33
PNL13004	3	1	PANEL, CORNER POST, 3.570 X 29.33
PNL13007	4	1	PANEL, WRAPPER, 23.22 X 29.33
COV03224	5	1	COVER, CONTROL, 11.32 X 18.11
BAS01834	6	1	BASE; 41.78 X 41.81 DIAGONALLY
COV03228	7	1	COVER, CONTROL BOTTOM
PNL13017	8	1	PANEL, ACCESS, 19.88 X 28.65
PNL13004	9	1	PANEL, CORNER POST, 3.570 X 29.33
PNL13010	10	1	PANEL, WRAPPER, 27.12 X 29.33
PNL13004	11	1	PANEL, CORNER POST, 3.570 X 29.33

MODEL NUMBER DESCRIPTION
OUTDOOR UNITS

75005586

REV
E

Example Model Number:

4 TWV 0 0 3 6 A 1 0 0 0 A A
1 - - - - 5 - - - - 10 - - - - 15

Digit 1 – Refrigerant Type

2 = R-22
4 = R-410A

Digit 2 – Trane

Digit 3 – Product Type

W = Split Heat Pump
T = Split Cooling

Digit 4 – Product Family

V = Variable Speed
Z = Leadership - Two Stage
X = Leadership
R = Replacement/Retail
M or B = Basic
A = Light Commercial
L = Side Discharge
S = Side Discharge 3 Phase

Digit 5 – Family SEER

3 = 13 7 = 17
4 = 14 8 = 18
5 = 15 9 = 19
6 = 16 0 = 20

Digits 6 – Split System Connections 1-6 Tons

0 = Brazed

Digits 7,8 – Nominal Capacity in 000s BTUs

Digit 9 – Major Design Modifications

Digit 10 – Power Supply

1 = 200-230/1/60 or 208-230/1/60
3 = 200-230/3/60
4 = 460/3/60
5 = 400/3/60
A = 220-240/1/50
D = 380-415/3/50

Digit 11,12,13 – Secondary Function

Digit 14 – Minor Design Modifications

Digit 15 – Unit Parts Identifier

Part No.	Reference No.	Quantity	Description
75005586_4TWA4UP1_185375-P	*		MODEL NUMBER DESCRIPTION PARTS LIST

MODEL NUMBER DESCRIPTION

75005586

REV
D

OUTDOOR UNITS

Example Model Number:

4 TWV 00 3 6 A 1 0 0 0 A A
1 - - - 5 - - - 10 - - - 15

Digit 1 – Refrigerant Type

2 = R-22
4 = R-410A

Digit 2 – Trane

Digit 3 – Product Type

W = Split Heat Pump
T = Split Cooling

Digit 4 – Product Family

V = Variable Speed
Z = Leadership - Two Stage
X = Leadership
R = Replacement/Retail
M or B = Basic
A = Light Commercial
L = Side Discharge

Digit 5 – Family SEER

3 = 13 7 = 17
4 = 14 9 = 19
5 = 15 9 = 19
6 = 16 0 = 20

Digits 6 – Split System Connections 1-6 Tons

0 = Brazed

Digits 7,8 – Nominal Capacity in 000s BTUs

Digit 9 – Major Design Modifications

Digit 10 – Power Supply

1 = 200-230/1/60 or 208-230/1/60
3 = 200-230/3/60
4 = 460/3/60

Digit 11,12,13 – Secondary Function

Digit 14 – Minor Design Modifications

Digit 15 – Unit Parts Identifier

Parts List Number :75010773#4TWA4UP1

Model Number :4TWA4048A3000AB

Part No.	Reference No.	Quantity	Description
OPTIONS_4TWA4UP1_261952-P	*		OPTIONAL FIELD INSTALLED ACCESSORIES PARTS LIST

NO GRAPHIC AVAILABLE

75013702

REV
A

**NO
GRAPHIC
AVAILABLE**

Parts List Number :75010773#4TWA4UP1

Model Number :4TWA4048A3000AB

Part No.	Reference No.	Quantity	Description
BAYLOAM107	*	1	LOW AMBIENT KIT
KIT02134	*	1	KIT-LOW TEMPERATURE COOLING (AY28X084)
KIT05354	*	1	KIT; TIME DELAY (TAYASCT501A) - 5 MINUTE RELAY ONLY IS RLY01343
KIT07731	*	1	KIT; SNOW LEGS, CONTAINS (4) 6" MOUNTING LEGS (BAYLEGS002)
KIT07732	*	1	KIT; SNOW LEGS, (4" EXTENSION KIT) (BAYLEGS003)
KIT08036	*	1	KIT; SEA COAST (BAYSEAC001)
KIT08413	*	1	KIT; SOUND ENCLOSURE, (BAYSDEN004), (MODELS WITH LARGE FRAME (QUEST) SCROLL COMPRESSORS NO LARGER THAN 17.3" TALL OR 7.3" IN DIAMETER EXCEPT IN CABINET HEIGHTS 32.7" OR SHORTER)
KIT09425	*	1	KIT; ISOLATOR (BAYISLT101) (CONTAINS A QTY OF 5 ISOLATORS)
KIT15190	*	1	KIT; EXTREME MOUNTING CONDITION (BAYECMT004).
PAI00309	*	1	PAINT; DARK BROWN, 12 OZ SPRAY CAN, HERESITE AIR DRY PHENOLIC COATING, VR-554T
TAYSVPANL0046A	*	1	PANEL; SERVICE PANEL (TAYSVPANL0046A)