

SPLIT SYSTEM HEAT PUMP

75010773

REV.  
A

TYPICAL ILLUSTRATION



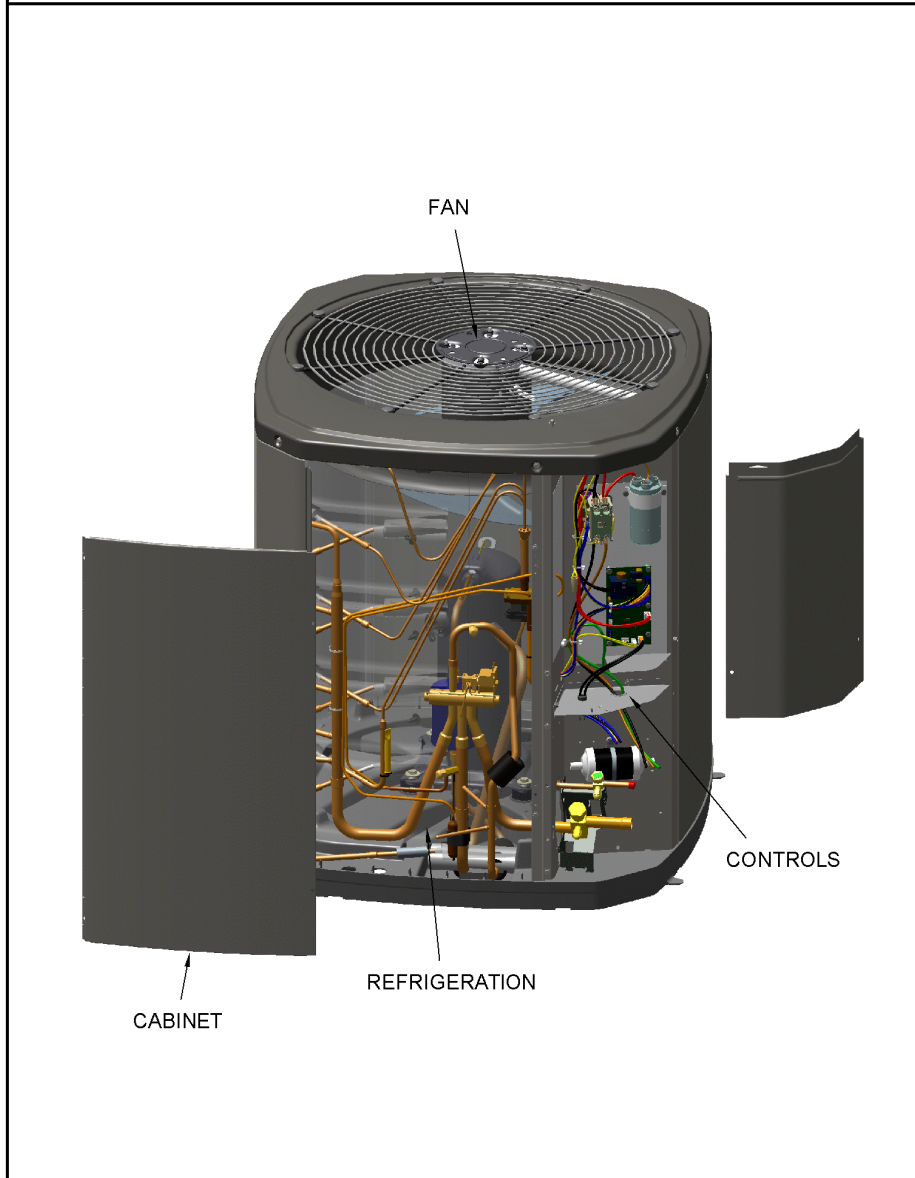
<b>Part No.</b>	<b>Reference No.</b>	<b>Quantity</b>	<b>Description</b>
75010774#4TWA4UP1~S	*		CABINTRY
75011833#4TWA4UP1~S	*		CONTROLS
75010673#4TWA4UP1~S	*		FAN
75005586#4TWA4UP1~S	*		MODEL NUMBER DESCRIPTION
OPTIONS#4TWA4UP1~S	*		OPTIONAL FIELD INSTALLED ACCESSORIES
75010794#4TWA4UP1~S	*		REFRIGERATION
75010773_4TWA4UP1_185374~P	*		SPLIT SYSTEM HEAT PUMP PARTS LIST

SPLIT SYSTEM HEAT PUMP

75010773

REV.  
A

TYPICAL ILLUSTRATION



REFRIGERATION

75010794

REV  
A

TYPICAL ILLUSTRATION



Parts List Number :75010773#4TWA4UP1

Model Number :4TWA4036A3000AB

Part No.	Reference No.	Quantity	Description
75010794_4TWA4UP1_248141~P	*		REFRIGERATION PARTS LIST

REFRIGERATION

75010794

REV  
A

TYPICAL ILLUSTRATION



Part No.	Reference No.	Quantity	Description
HTR15994	*	1	HEATER; CRANKCASE, 40 WATT, 230V, 5.50 DIA
PLU01292	*	1	PLUG; COMPRESSOR HARNESS, 84/65/65 IN LENGTH WIRES
SPC00386	*	1	SPACER; BASE, 5.50 X 1.00 X 0.50
TUB11542	*	1	TUBE; RUBBER-EQUAL-TUBING, .375 DIAMETER, 25.000 LENGTH
TUB11543	*	1	TUBE; RUBBER-BULB-TUBING, 1.125 DIAMETER, 34.000 LENGTH
COM12525	1	1	COMPRESSOR; SCROLL; LG; LBA031C3CLA; 3 TON; 30,000 BTUH; 208/230-60-3; R-410A; BRAZED; SUCTION 3/4; DISCHARGE 1/2
SWT03273	2	1	SWITCH, HIGH PRESSURE, SPST, OPEN @ 650 PSIG, CLOSE @ 500 PSIG, 88" YELLOW LEAD
VAL19485	3	1	VALVE; TEV HXCE 1 ZX200
SWT03876	4	1	SWITCH; LOW PRESSURE, OPENS AT 35 PSI AND CLOSSES AT 55 PSI.
BOD00114	5	1	BODY; VALVE, BRASS, 7/16 HEX, 7/16 -20 UNF-2A
COR00103	5	1	CORE; VALVE, .79 LENGTH, .206-36 UNS-1 MOD. THD
VAL08957	6	1	VALVE; SWITCHOVER, 6 TON, .75 ID X .50 OD, (INCLUDES SOLENOID COIL)
MFL00806	7	1	MUFFLER; 1/2 ODF CONNECTION (DRIER COULD BE PAINTED EITHER SMOKE GRAY OR NAVY BLUE)
DHY01452	8	1	DRIER; BI-FLOW; SERVICE FIRST; 16 CU. IN; DCB163S, 3/8 ODF CONNECTIONS; 5.7 TON CAPACITY; APPROVED FOR MINERAL OIL AND POE OIL REFRIGERANTS; MANUFACTU
VAL09302	9	1	VALVE, SERVICE LIQUID, .31 ODF X .38 ODF
VAL11773	10	1	VALVE; SERVICE GAS ASSEMBLY, 0.88 ODS X 0.88 ODS, WITH 0.25 SAE SERVICE PORT SERVICE
BRK03696	11	1	BRACKET; VALVE
SPC00512	12	1	SPACER; TUBING
SPC00513	14	3	SPACER; COIL
CLP00223	15	1	CLIP; BULB
COR00103	16	1	CORE; VALVE, .79 LENGTH, .206-36 UNS-1 MOD. THD
ISR00007	17	4	ISOLATOR; VIBRATION
SCR01914	17	4	SCREW, ASSEMBLY COMPRESSOR, 5/16-12 TYPE B, W/WASHER & SLEEVE
SPC00512	18	1	SPACER; TUBING
SPC00512	19	1	SPACER; TUBING
COL28902	20	1	COIL ASM-REPL

FAN

75010673

REV  
A

TYPICAL ILLUSTRATION



Parts List Number :75010773#4TWA4UP1

Model Number :4TWA4036A3000AB

Part No.	Reference No.	Quantity	Description
75010673_4TWA4UP1_248140-P	*		FAN PARTS LIST

FAN

75010673

REV  
A

TYPICAL ILLUSTRATION

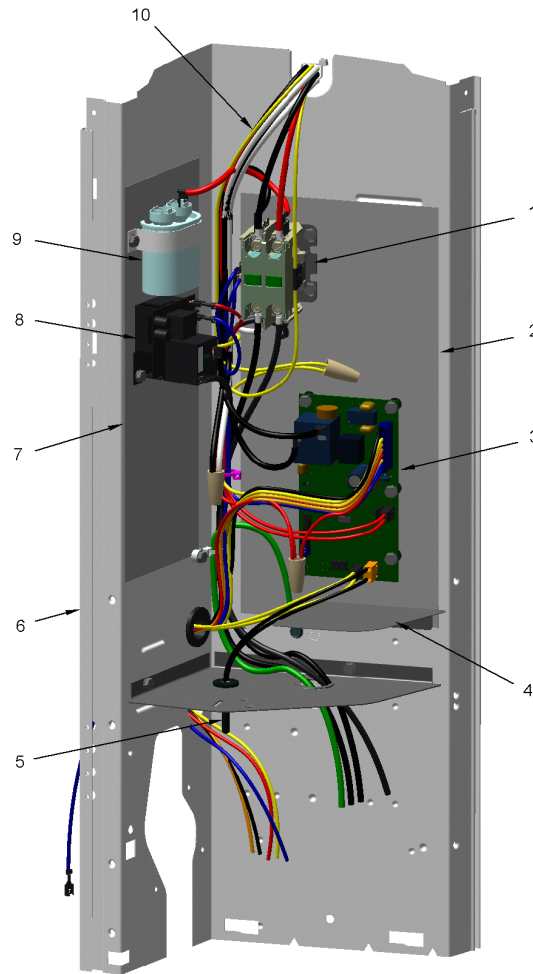


<b>Part No.</b>	<b>Reference No.</b>	<b>Quantity</b>	<b>Description</b>
COV03250	*	1	COVER; MOTOR, 6.86 DIA
FAN04321	1	1	FAN; 2 SWEPT BLADE, 27.5" DIA, 21 DEGREES PITCH, .50" BORE, CCW, ALUMINUM, 1 SET SCREW-STEEL
MOT17918	2	1	MOTOR; 1/8 HP, 200/230/60/1, 825 RPM, 48 FRAME, PSC, SLEEVE BEARING, CCW
GRL01348	3	1	GRILLE; FAN, 29 IN DIA, SPIRAL WIRE, BASALT GREY
SCR02086	4	4	SCREW; 10-32 TR-3 HXW 3/8 S
GRD01416	5	1	GUARD, TROUGH-LEAD

CONTROLS

75011833

REV.  
A



This is a typical illustration. The unit in the field may not appear exactly as shown.

CONTROLS

Parts List Number :75010773#4TWA4UP1

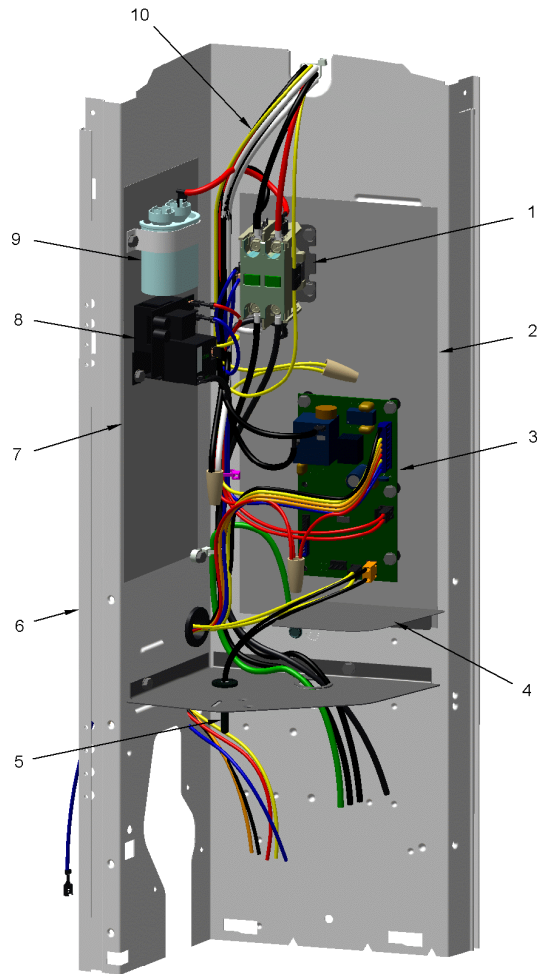
Model Number :4TWA4036A3000AB

Part No.	Reference No.	Quantity	Description
75011833_4TWA4UP1_248142-P	*		CONTROLS PARTS LIST

CONTROLS

75011833

REV.  
A



This is a typical illustration. The unit in the field may not appear exactly as shown.

Parts List Number :75010773#4TWA4UP1

Model Number :4TWA4036A3000AB

Part No.	Reference No.	Quantity	Description
CON00241	*	1	CONNECTOR; WIRE
RES00118	*	2	RESISTOR; THERMISTOR , 260 OHMS AT 75 DEGREE F
SEN02908	*	1	SENSOR; COIL, 5/16 CLIP, YELLOW WIRES, 43 IN LENGTH
THT02243	*	1	THERMOSTAT, TERMINATOR, 240V, SPST, OPEN @ 105 DEGREE F, CLOSE @ 73 DEGREE F
CTR02712	1	1	CONTACTOR; 32 FLA, 240/277/480/600V, 2 POLE, 24V COIL
SHD00386	2	1	SHIELD; MOISTURE, 12.75 X 5.00
CNT07932	3	1	CONTROL; DEFROST
PNL31534	4	1	PANEL; VOLTAGE BARRIER; 4.45 X 3.06, BLACK POLYPROPYLENE
SEN02353	5	1	SENSOR; ASSEMBLY, AMBIENT, 10 IN WIRE LENGTH, -40C TO 105C OP TEMP RANGE, 14 IN WIRE LENGTH
PNL21731	6	1	PANEL, CONTROL PANEL, 27.14 HEIGHT
SHD00387	7	1	SHIELD; MOISTURE, 10.25 X 4.00
RLY03167	8	1	RELAY-TIME DELAY
CPT00266	9a	1	CAPACITOR; RUN, 5 MFD, 370V, OVAL, W/O RESISTOR
SRP00091	9b	1	STRAP, CAPACITOR
WIR08565	10	1	WIRE; HARNESS, CONTROL PANEL

CABINET

75010774

REV.  
A

TYPICAL ILLUSTRATION



Parts List Number :75010773#4TWA4UP1

Model Number :4TWA4036A3000AB

Part No.	Reference No.	Quantity	Description
75010774_4TWA4UP1_213863-P	*		CABINERY PARTS LIST

CABINET

75010774

REV.  
A

TYPICAL ILLUSTRATION



Part No.	Reference No.	Quantity	Description
PAI00246	*	1	PAINT; SPRAY, TARPAULIN GRAY (SHIPPING UOM 12 OZ HAZ)
PAI00248	*	1	PAINT; 12 OZ SPRAY, ANTHRACITE GRAY (SHIPPING UOM 12 OZ HAZ)
PLT04086	*	1	PLATE; NAMEPLATE-TRANE LOGO, 9.0 X 1.82. THIS BADGE DOES NOT INCLUDE THE XR1# INSERT. FOR COMPLETE BADGE ORDER PLT03603, PLT04109 OR PLT04079.
SCR02010	*	15	SCREW; 12-18 AB HXW 1/2 SN
COV03396	1	1	COVER; TOP
PNL23808	2	1	PANEL; WRAPPER, 23.14 X 25.33
PNL14723	3	1	PANEL; CORNER POST, 25.33 X 3.570
PNL23808	4	1	PANEL; WRAPPER, 23.14 X 25.33
COV03224	5	1	COVER, CONTROL, 11.32 X 18.11
BAS01834	6	1	BASE; 41.78 X 41.81 DIAGONALLY
COV03228	7	1	COVER, CONTROL BOTTOM
PNL26768	8	1	PANEL, ACCESS, 19.84 X 24.6 INCHES
PNL14723	9	1	PANEL; CORNER POST, 25.33 X 3.570
PNL26769	10	1	PANEL; WRAPPER, 27 X 25.3 INCHES
PNL14723	11	1	PANEL; CORNER POST, 25.33 X 3.570

MODEL NUMBER DESCRIPTION  
OUTDOOR UNITS

75005586

REV  
E

*Example Model Number:*

**4 T W V 0 0 3 6 A 1 0 0 0 A A**  
1 - - - - 5 - - - - 10 - - - - 15

**Digit 1 – Refrigerant Type**

2 = R-22  
4 = R-410A

**Digit 2 – Trane**

**Digit 3 – Product Type**

W = Split Heat Pump  
T = Split Cooling

**Digit 4 – Product Family**

V = Variable Speed  
Z = Leadership - Two Stage  
X = Leadership  
R = Replacement/Retail  
M or B = Basic  
A = Light Commercial  
L = Side Discharge  
S = Side Discharge 3 Phase

**Digit 5 – Family SEER**

3 = 13      7 = 17  
4 = 14      8 = 18  
5 = 15      9 = 19  
6 = 16      0 = 20

**Digits 6 – Split System Connections 1-6 Tons**

0 = Brazed

**Digits 7,8 – Nominal Capacity in 000s BTUs**

**Digit 9 – Major Design Modifications**

**Digit 10 – Power Supply**

1 = 200-230/1/60 or 208-230/1/60  
3 = 200-230/3/60  
4 = 460/3/60  
5 = 400/3/60  
A = 220-240/1/50  
D = 380-415/3/50

**Digit 11,12,13 – Secondary Function**

**Digit 14 – Minor Design Modifications**

**Digit 15 – Unit Parts Identifier**

Part No.	Reference No.	Quantity	Description
75005586_4TWA4UP1_185375-P	*		MODEL NUMBER DESCRIPTION PARTS LIST

MODEL NUMBER DESCRIPTION

75005586

REV  
D

OUTDOOR UNITS

*Example Model Number:*

**4 TWV 00 3 6 A 1 0 0 0 A A**  
1 - - - 5 - - - - 10 - - - - 15

**Digit 1 – Refrigerant Type**

2 = R-22  
4 = R-410A

**Digit 2 – Trane**

**Digit 3 – Product Type**

W = Split Heat Pump  
T = Split Cooling

**Digit 4 – Product Family**

V = Variable Speed  
Z = Leadership - Two Stage  
X = Leadership  
R = Replacement/Retail  
M or B = Basic  
A = Light Commercial  
L = Side Discharge

**Digit 5 – Family SEER**

3 = 13      7 = 17  
4 = 14      9 = 19  
5 = 15      9 = 19  
6 = 16      0 = 20

**Digits 6 – Split System Connections 1-6 Tons**

0 = Brazed

**Digits 7,8 – Nominal Capacity in 000s BTUs**

**Digit 9 – Major Design Modifications**

**Digit 10 – Power Supply**

1 = 200-230/1/60 or 208-230/1/60  
3 = 200-230/3/60  
4 = 460/3/60

**Digit 11,12,13 – Secondary Function**

**Digit 14 – Minor Design Modifications**

**Digit 15 – Unit Parts Identifier**

Parts List Number :75010773#4TWA4UP1

Model Number :4TWA4036A3000AB

Part No.	Reference No.	Quantity	Description
OPTIONS_4TWA4UP1_213866-P	*		OPTIONAL FIELD INSTALLED ACCESSORIES PARTS LIST

NO GRAPHIC AVAILABLE

75013702

REV  
A

**NO  
GRAPHIC  
AVAILABLE**

Parts List Number :75010773#4TWA4UP1

Model Number :4TWA4036A3000AB

Part No.	Reference No.	Quantity	Description
BAYLOAM107	*	1	LOW AMBIENT KIT
KIT02134	*	1	KIT-LOW TEMPERATURE COOLING (AY28X084)
KIT05354	*	1	KIT; TIME DELAY (TAYASCT501A) - 5 MINUTE RELAY ONLY IS RLY01343
KIT07731	*	1	KIT; SNOW LEGS, CONTAINS (4) 6" MOUNTING LEGS (BAYLEGS002)
KIT07732	*	1	KIT; SNOW LEGS, (4" EXTENSION KIT) (BAYLEGS003)
KIT08036	*	1	KIT; SEA COAST (BAYSEAC001)
KIT08413	*	1	KIT; SOUND ENCLOSURE, (BAYSDEN004), (MODELS WITH LARGE FRAME (QUEST) SCROLL COMPRESSORS NO LARGER THAN 17.3" TALL OR 7.3" IN DIAMETER EXCEPT IN CABINET HEIGHTS 32.7" OR SHORTER)
KIT09425	*	1	KIT; ISOLATOR (BAYISLT101) (CONTAINS A QTY OF 5 ISOLATORS)
KIT15190	*	1	KIT; EXTREME MOUNTING CONDITION (BAYECMT004).
PAI00309	*	1	PAINT; DARK BROWN, 12 OZ SPRAY CAN, HERESITE AIR DRY PHENOLIC COATING, VR-554T
TAYSVPANL3343A	*	1	PANEL; SERVICE PANEL (TAYSVPANL3343A)