


Part No.	Reference No.	Quantity	Description
0000154255~S	*		CABINET
0000154295~S	*		CONTROLS
0000154251~S	*		FAN
0000154359~S	*		MODEL NUMBER DESCRIPTION
0000154252~S	*		REFRIGERATION

Part No.	Reference No.	Quantity	Description
0000029220~P	*		CABINET

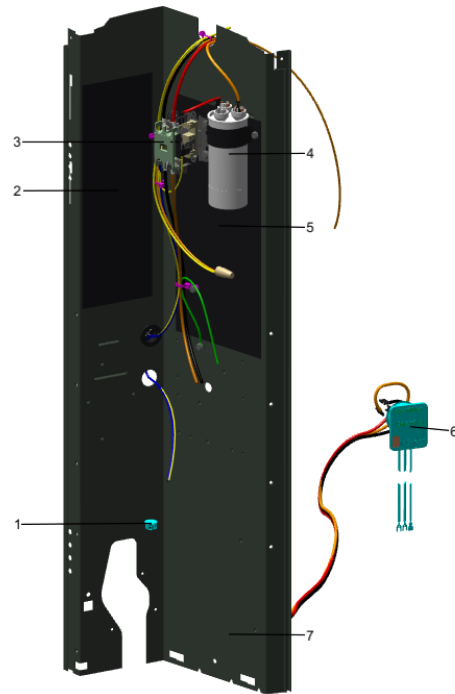


Part No.	Reference No.	Quantity	Description
COV03358	*	1	COVER; TOP, 32.36 X 29.40
PAI00246	*	0	PAINT; SPRAY, TARPAULIN GRAY (SHIPPING UOM 12 OZ HAZ)
SCR02010	*	17	SCREW; 12-18 AB HXW 1/2 SN
SCR02054	*	17	SCREW; 12-18 AB HXW 1/2 SN
PNL13012	1	2	PANEL, WRAPPER, 19.55 X 33.33
COV03224	2	1	COVER, CONTROL, 11.32 X 18.11
COV03228	3	1	COVER, CONTROL BOTTOM
PNL13015	4	1	PANEL, ACCESS, 15.72 X 32.65
BAS01833	5	1	BASE; 36.26 X 36.41 DIAGONALLY
PNL13005	6	3	PANEL; CORNER POST, 3.570 X 33.33
PNL13008	7	1	PANEL, WRAPPER, 23.22 X 33.33

CONTROLS

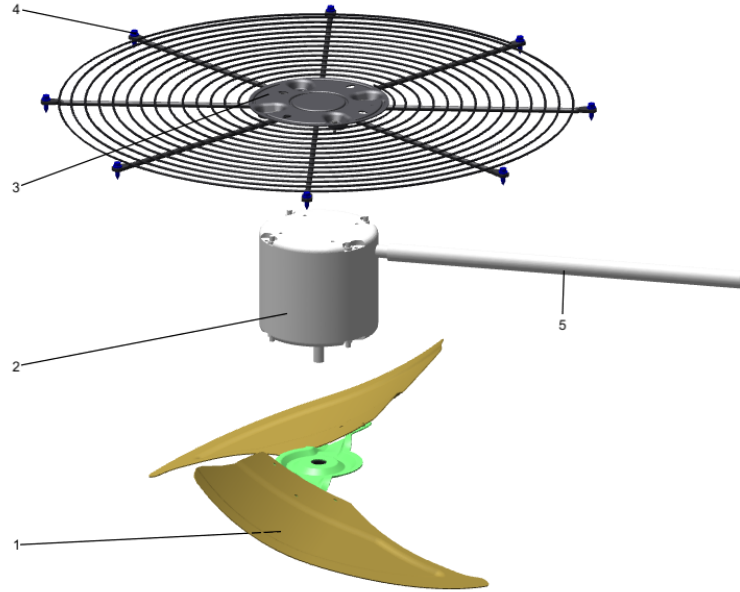
Parts List Number :0000154250
Model Number :4TTR6030J1000A

Part No.	Reference No.	Quantity	Description
0000029150~P	*		CONTROLS-COOLING



Part No.	Reference No.	Quantity	Description
CON00241	*	1	CONNECTOR; WIRE
PAI00246	*	0	PAINT; SPRAY, TARPAULIN GRAY (SHIPPING UOM 12 OZ HAZ)
SCR01918	*	5	SCREW, 10-24 THREAD ROLL, INDENT HEX WASHER HD
SRP00269	*	1	STRAP; CAPACITOR
TER00312	*	1	TERMINAL; 8IN. TIE CABLE
TIE00007	*	1	TIE;CABLE
PLU00984	1	1	PLUG; LOCKING HOLE
SHD00387	2	1	SHIELD; MOISTURE, 10.25 X 4.00
CTR00845	3	1	CONTACTOR; 30 AMP, 240/480/600V, 24V COIL, 1 POLE
CPT01844	4	1	CAPACITOR, RUN, 40/5 MFD, 370V, ROUND, W/O RESISTOR
SHD00386	5	1	SHIELD; MOISTURE, 12.75 X 5.00
WIR03324	6	1	WIRE, PLUG-SCROLL COMPRESSOR
PNL13028	7	1	PANEL, CONTROL PANEL BASE, 35.14 HEIGHT

Part No.	Reference No.	Quantity	Description
0000029159~P	*		AIR SYSTEM



Part No.	Reference No.	Quantity	Description
MOT17918	2	1	MOTOR; 1/8 HP, 200/230/60/1, 825 RPM, 48 FRAME, PSC, SLEEVE BEARING, CCW
GRL01347	3	1	GRILLE; FAN, 25.51 MOUNTING DIA
SCR02086	4	4	SCREW; 10-32 TR-3 HXW 3/8 S
GRD01415	5	1	GUARD, TROUGH-LEAD

Part No.	Reference No.	Quantity	Description
0000029189~P	*		MODEL NUMBER DESCRIPTION PARTS LIST

MODEL NUMBER DESCRIPTION

75005586

REV
D

OUTDOOR UNITS

Example Model Number:

4 TWV 00 3 6 A 1 0 0 0 A A
1 - - - 5 - - - 10 - - - 15

Digit 1 – Refrigerant Type

2 = R-22
4 = R-410A

Digit 2 – Trane

Digit 3 – Product Type

W = Split Heat Pump
T = Split Cooling

Digit 4 – Product Family

V = Variable Speed
Z = Leadership - Two Stage
X = Leadership
R = Replacement/Retail
M or B = Basic
A = Light Commercial
L = Side Discharge

Digit 5 – Family SEER

3 = 13 7 = 17
4 = 14 9 = 19
5 = 15 9 = 19
6 = 16 0 = 20

Digits 6 – Split System Connections 1-6 Tons

0 = Brazed

Digits 7,8 – Nominal Capacity in 000s BTUs

Digit 9 – Major Design Modifications

Digit 10 – Power Supply

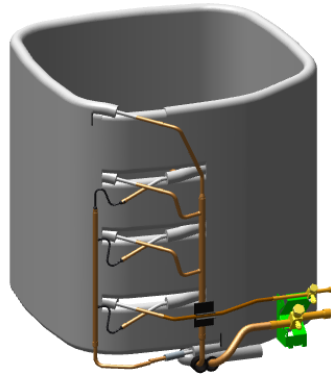
1 = 200-230/1/60 or 208-230/1/60
3 = 200-230/3/60
4 = 460/3/60

Digit 11,12,13 – Secondary Function

Digit 14 – Minor Design Modifications

Digit 15 – Unit Parts Identifier

Part No.	Reference No.	Quantity	Description
0000029169~P	*		REFRIGERANT SYSTEM



Part No.	Reference No.	Quantity	Description
CAP00156	*	0	CAP, TUBE PLUG, .447-.513 OD
COL25745	*	1	COIL; SPINE FIN, 27.54W X 35.00H
COM12773	*	1	COMPRESSOR; SCROLL; LG; LBA024C1CLA; 2.5 TON; 23,500 BTUH; 208/230-60-1; R-410A; BRAZED; SUCTION 3/4; DISCHARGE 1/2
PAI00246	*	0	PAINT; SPRAY, TARPAULIN GRAY (SHIPPING UOM 12 OZ HAZ)
PLU00424	*	0	PLUG;TUBE
SCR02010	*	4	SCREW; 12-18 AB HXW 1/2 SN
SCR02054	*	4	SCREW; 12-18 AB HXW 1/2 SN
SLV00082	*	0	SLEEVE;
SLV00083	*	0	SLEEVE;
TER00312	*	0	TERMINAL; 8IN. TIE CABLE
TIE00007	*	0	TIE;CABLE
TIE00023	*	2	TIE;CABLE, 8.00IN.
TUB02810	*	10	TUBE; TRANSITION
VAL09293	1	1	VALVE, SERVICE LIQUID, .38 OD X .38 OD, VALVE ASSY
CAP01315	2	1	CAP; SERVICE LIQUID VALVE, BRASS, 1.06 OD X 0.81 ID X 15/16-20UNEF-2B
BRK03696	3	1	BRACKET; VALVE
CAP01336	4	1	CAP; SERVICE LIQUID VALVE, BRASS, 0.75 OD X 0.57 ID X 11/16-28UN-2B
SWT03273	5	1	SWITCH, HIGH PRESSURE, SPST, OPEN @ 650 PSIG, CLOSE @ 500 PSIG, 88" YELLOW LEAD
TUB11547	7	10	TUBE; TRANSITION ASSEMBLY