


Part No.	Reference No.	Quantity	Description
0000154255~S	*		CABINET
0000154295~S	*		CONTROLS
0000154251~S	*		FAN
0000154359~S	*		MODEL NUMBER DESCRIPTION
0000154252~S	*		REFRIGERATION

Part No.	Reference No.	Quantity	Description
0000029218~P	*		CABINET



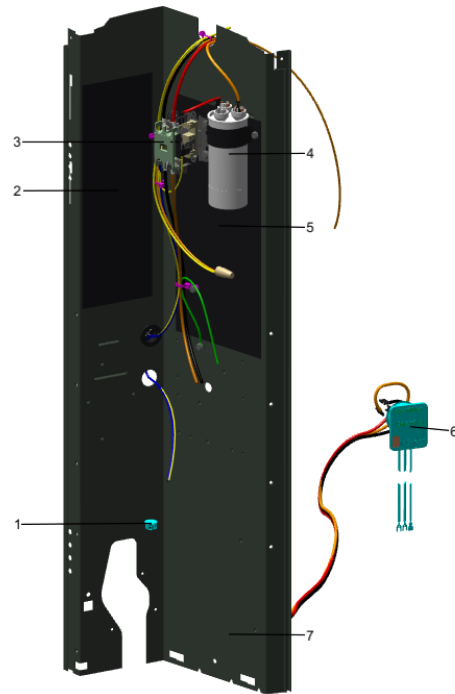
Part No.	Reference No.	Quantity	Description
COV03358	*	1	COVER; TOP, 32.36 X 29.40
PAI00246	*	0	PAINT; SPRAY, TARPAULIN GRAY (SHIPPING UOM 12 OZ HAZ)
SCR02010	*	15	SCREW; 12-18 AB HXW 1/2 SN
SCR02054	*	15	SCREW; 12-18 AB HXW 1/2 SN
PNL23808	1	1	PANEL; WRAPPER, 23.14 X 25.33
COV03228	2	1	COVER, CONTROL BOTTOM
COV03224	3	1	COVER, CONTROL, 11.32 X 18.11
PNL23809	4	1	PANEL; ACCESS, 15.69 X 24.65
BAS01833	5	1	BASE; 36.26 X 36.41 DIAGONALLY
PNL14723	6	3	PANEL; CORNER POST, 25.33 X 3.570
PNL14724	7	2	PANEL; WRAPPER, 25.33 X 19.55

CONTROLS

Parts List Number :0000154250

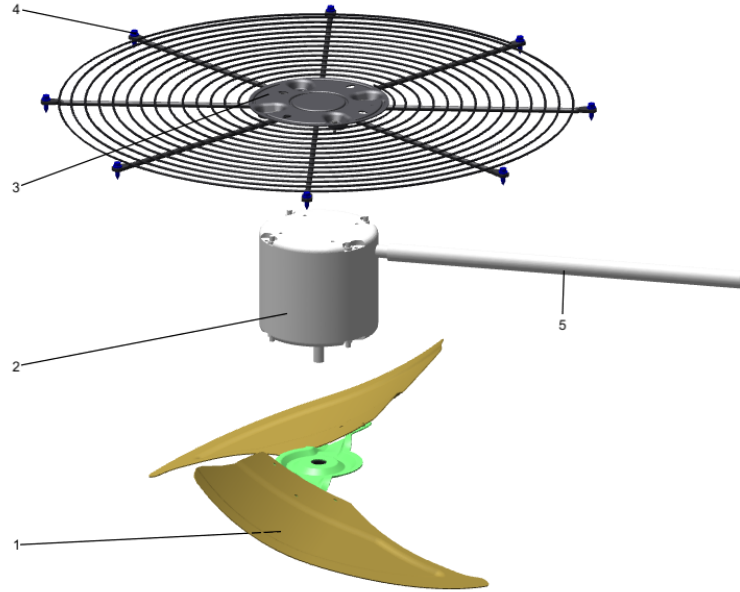
Model Number :4TTR4030L1000A

Part No.	Reference No.	Quantity	Description
0000029140~P	*		CONTROLS-COOLING



Part No.	Reference No.	Quantity	Description
CON00241	*	1	CONNECTOR; WIRE
PAI00246	*	0	PAINT; SPRAY, TARPAULIN GRAY (SHIPPING UOM 12 OZ HAZ)
PLU01186	*	1	PLUG; SCROLL COMPRESSOR
SCR01918	*	5	SCREW, 10-24 THREAD ROLL, INDENT HEX WASHER HD
SRP00269	*	1	STRAP; CAPACITOR
TER00312	*	1	TERMINAL; 8IN. TIE CABLE
TIE00007	*	1	TIE;CABLE
PLU00984	1	1	PLUG; LOCKING HOLE
SHD00387	2	1	SHIELD; MOISTURE, 10.25 X 4.00
CTR02579	3	1	CONTACTOR; 1P 30A 24VAC / SCREWS
CPT01844	4	1	CAPACITOR, RUN, 40/5 MFD, 370V, ROUND, W/O RESISTOR
SHD00386	5	1	SHIELD; MOISTURE, 12.75 X 5.00
PNL21731	7	1	PANEL, CONTROL PANEL, 27.14 HEIGHT

Part No.	Reference No.	Quantity	Description
0000029158~P	*		AIR SYSTEM



Part No.	Reference No.	Quantity	Description
MOT17918	1	1	MOTOR; 1/8 HP, 200/230/60/1, 825 RPM, 48 FRAME, PSC, SLEEVE BEARING, CCW
FAN04634	2	1	FAN; 2 SWEPT BLADES, 23 IN DIA, 28 DEG PITCH, .50 IN BORE, CCW, ALUMINUM, 1 SET SCREW-STEEL, SPIDER .050 THK
GRL01347	3	1	GRILLE; FAN, 25.51 MOUNTING DIA
SCR02086	4	4	SCREW; 10-32 TR-3 HXW 3/8 S
GRD01415	5	1	GUARD, TROUGH-LEAD

Part No.	Reference No.	Quantity	Description
0000029189~P	*		MODEL NUMBER DESCRIPTION PARTS LIST

MODEL NUMBER DESCRIPTION

75005586

REV
D

OUTDOOR UNITS

Example Model Number:

4 TWV 00 3 6 A 1 0 0 0 A A
1 - - - 5 - - - 10 - - - 15

Digit 1 – Refrigerant Type

2 = R-22
4 = R-410A

Digit 2 – Trane

Digit 3 – Product Type

W = Split Heat Pump
T = Split Cooling

Digit 4 – Product Family

V = Variable Speed
Z = Leadership - Two Stage
X = Leadership
R = Replacement/Retail
M or B = Basic
A = Light Commercial
L = Side Discharge

Digit 5 – Family SEER

3 = 13 7 = 17
4 = 14 9 = 19
5 = 15 9 = 19
6 = 16 0 = 20

Digits 6 – Split System Connections 1-6 Tons

0 = Brazed

Digits 7,8 – Nominal Capacity in 000s BTUs

Digit 9 – Major Design Modifications

Digit 10 – Power Supply

1 = 200-230/1/60 or 208-230/1/60
3 = 200-230/3/60
4 = 460/3/60

Digit 11,12,13 – Secondary Function

Digit 14 – Minor Design Modifications

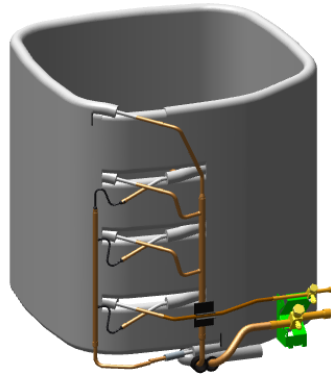
Digit 15 – Unit Parts Identifier

REFRIGERATION

Parts List Number :0000154250

Model Number :4TTR4030L1000A

Part No.	Reference No.	Quantity	Description
0000029166~P	*		REFRIGERANT SYSTEM



Part No.	Reference No.	Quantity	Description
COL25246	*	0	COIL; OUTDOOR, SPINE FIN
PAI00246	*	0	PAINT; SPRAY, TARPAULIN GRAY (SHIPPING UOM 12 OZ HAZ)
PLU00413	*	0	PLUG; TUBE
PLU00414	*	0	PLUG;TUBE
SCR02010	*	4	SCREW; 12-18 AB HXW 1/2 SN
SCR02054	*	4	SCREW; 12-18 AB HXW 1/2 SN
SLV00082	*	0	SLEEVE;
SLV00083	*	0	SLEEVE;
TER00312	*	0	TERMINAL; 8IN. TIE CABLE
TIE00007	*	0	TIE;CABLE
TIE00023	*	2	TIE;CABLE, 8.00IN.
TUB02810	*	8	TUBE; TRANSITION
VAL09293	1	1	VALVE, SERVICE LIQUID, .38 OD X .38 OD, VALVE ASSY
CAP01315	2	1	CAP; SERVICE LIQUID VALVE, BRASS, 1.06 OD X 0.81 ID X 15/16-20UNEF-2B
BRK03696	3	1	BRACKET; VALVE
CAP01336	4	1	CAP; SERVICE LIQUID VALVE, BRASS, 0.75 OD X 0.57 ID X 11/16-28UN-2B
SWT03274	5	1	SWITCH, HIGH PRESSURE, SPST, OPEN @ 650 PSIG, CLOSE @ 500 PSIG, 75" YELLOW LEAD
TUB14578	6	1	TUBE; DISCHARGE
TUB11547	7	8	TUBE; TRANSITION ASSEMBLY