

Part No.	Reference No.	Quantity	Description
0000156173~S	*		CABINET
0000168308~S	*		COMPRESSOR
0000156172~S	*		CONTROLS
0000156171~S	*		FAN
0000156169~S	*		GENERAL ASSEMBLY
0000156170~S	*		REFRIGERATION

Part No.	Reference No.	Quantity	Description
0000030391~P	*		CABINETRY PARTS LIST

Part No.	Reference No.	Quantity	Description
BAS01833	*	1	BASE; 36.26 X 36.41 DIAGONALLY
PAI00246	*	0	PAINT; SPRAY, TARPAULIN GRAY (SHIPPING UOM 12 OZ HAZ)
SCR02010	*	15	SCREW; 12-18 AB HXW 1/2 SN
SCR02054	*	15	SCREW; 12-18 AB HXW 1/2 SN
COV03358	2	1	COVER; TOP, 32.36 X 29.40
PNL14724	3	2	PANEL; WRAPPER, 25.33 X 19.55
PNL14723	4	1	PANEL; CORNER POST, 25.33 X 3.570
PNL14724	5	1	PANEL; WRAPPER, 25.33 X 19.55
COV03224	6	1	COVER, CONTROL, 11.32 X 18.11
COV03228	7	1	COVER, CONTROL BOTTOM
PNL23809	8	1	PANEL; ACCESS, 15.69 X 24.65
PNL14723	9	1	PANEL; CORNER POST, 25.33 X 3.570
PNL23808	10	1	PANEL; WRAPPER, 23.14 X 25.33
PNL14723	11	1	PANEL; CORNER POST, 25.33 X 3.570

Part No.	Reference No.	Quantity	Description
0000037390~P	*		COMPRESSOR PARTS LIST

Part No.	Reference No.	Quantity	Description
COM13535		1	COMPRESSOR; SCROLL, SBA014C1CAA

CONTROLS

Parts List Number :0000156154

Model Number :4TTR4019N1000AA

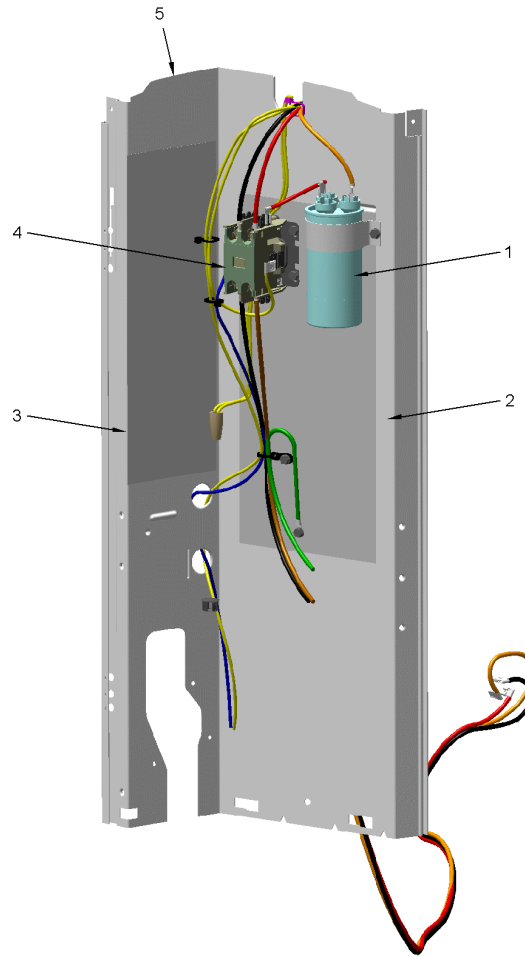
Part No.	Reference No.	Quantity	Description
0000030363~P	*		CONTROLS-COOLING

CONTROLS

75010701

REV
A

TYPICAL ILLUSTRATION



Part No.	Reference No.	Quantity	Description
CON00241	*	1	CONNECTOR; WIRE
PAI00246	*	0	PAINT; SPRAY, TARPAULIN GRAY (SHIPPING UOM 12 OZ HAZ)
PLU00984	*	1	PLUG; LOCKING HOLE
PLU01186	*	1	PLUG; SCROLL COMPRESSOR
SCR01918	*	7	SCREW, 10-24 THREAD ROLL, INDENT HEX WASHER HD
SRP00269	*	1	STRAP; CAPACITOR
TER00312	*	3	TERMINAL; 8IN. TIE CABLE
TIE00007	*	3	TIE;CABLE
CPT00977	1	1	CAPACITOR; DUAL, 35/5 MFD, 440V, ROUND, W/O RESISTOR
SHD00386	2	1	SHIELD; MOISTURE, 12.75 X 5.00
SHD00387	3	1	SHIELD; MOISTURE, 10.25 X 4.00
CTR00845	4	1	CONTACTOR; 30 AMP, 240/480/600V, 24V COIL, 1 POLE
PNL21731	5	1	PANEL, CONTROL PANEL, 27.14 HEIGHT

Part No.	Reference No.	Quantity	Description
0000030332~P	*		AIR SYSTEM

FAN

75010673

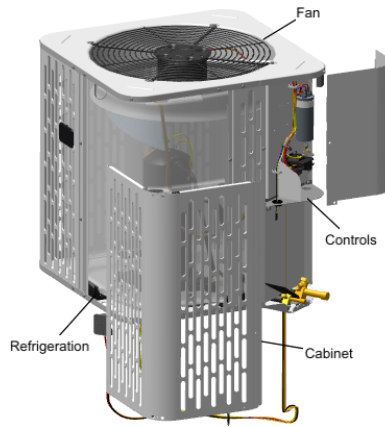
REV
A

TYPICAL ILLUSTRATION

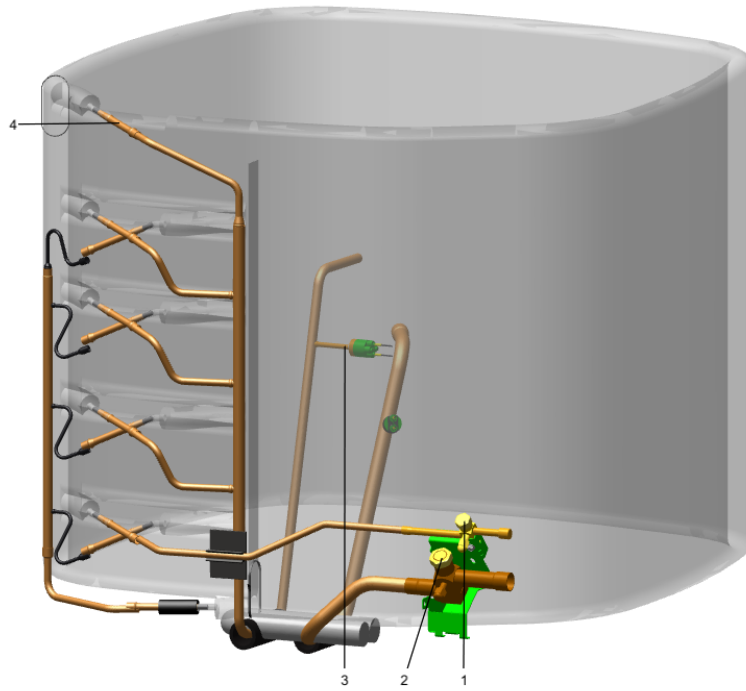


Part No.	Reference No.	Quantity	Description
FAN04460	1	1	FAN; 2 SWEPT BLADES, 27.5" DIA, 25.2 DEG PITCH, 0.50" BORE, CCW, ALUMINUM, 1 SET SCREW-STEEL, SPIDER 0.075 THK
MOT18698	2	1	MOTOR; OD ECM 1/3HP 230V
SCR02086	4	4	SCREW; 10-32 TR-3 HXW 3/8 S

Part No.	Reference No.	Quantity	Description
0000004361~P	*		GENERAL ASSEMBLY GRAPHIC



Part No.	Reference No.	Quantity	Description
0000030272~P	*		REFRIGERANT SYSTEM



Part No.	Reference No.	Quantity	Description
BRK03696	*	1	BRACKET; VALVE
CAP00156	*	0	CAP, TUBE PLUG, .447-.513 OD
COL25744	*	1	COIL; SPINE FIN, 27.54W X 27.00H
COM11535	*	1	COMPRESSOR; SCROLL, ALLIANCE, SBA014C1CPZ, 1.5 TON, 14.650 BTUH, 208/230-60-1, R410-A, BRAZED, SUCTION 3/4, DISCHARGE 1/2, RLA 10
SCR02010	*	4	SCREW; 12-18 AB HXW 1/2 SN
SCR02054	*	4	SCREW; 12-18 AB HXW 1/2 SN
TUB02810	*	8	TUBE; TRANSITION
VAL09293	*	1	VALVE, SERVICE LIQUID, .38 OD X .38 OD, VALVE ASSY
COL28462		1	COIL; CONDENSER, SPINE FIN
CAP01336	1	1	CAP; SERVICE LIQUID VALVE, BRASS, 0.75 OD X 0.57 ID X 11/16-28UN-2B
CAP01315	2	1	CAP; SERVICE LIQUID VALVE, BRASS, 1.06 OD X 0.81 ID X 15/16-20UNEF-2B
SWT03273	3	1	SWITCH, HIGH PRESSURE, SPST, OPEN @ 650 PSIG, CLOSE @ 500 PSIG, 88" YELLOW LEAD
TUB11547	4	8	TUBE; TRANSITION ASSEMBLY