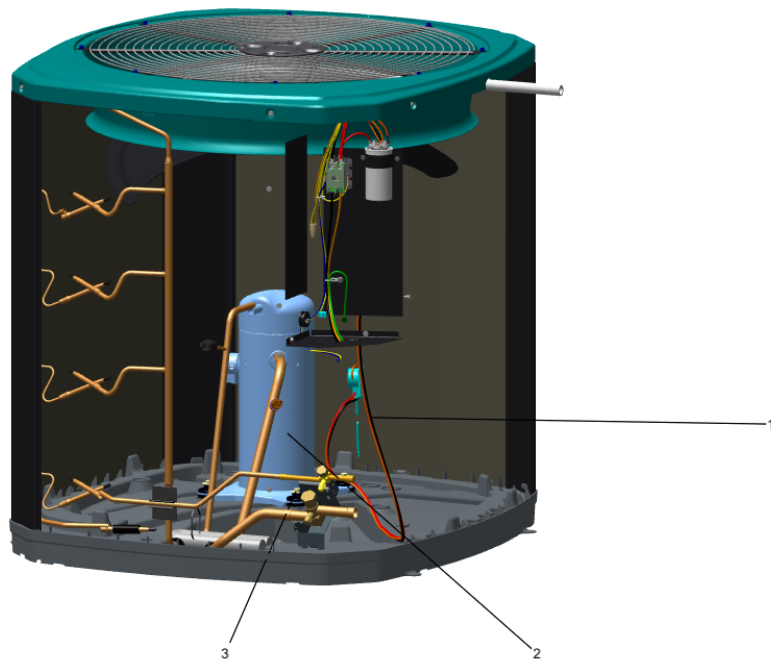


Part No.	Reference No.	Quantity	Description
0000170010~S	*		CABINET
0000193467~S	*		COMPRESSOR MOUNTING
0000170008~S	*		CONTROLS
0000170007~S	*		FAN
0000170005~S	*		MODEL NUMBER DESCRIPTION
0000170006~S	*		REFIGERATION

Part No.	Reference No.	Quantity	Description
0000030391~P	*		CABINETRY PARTS LIST

Part No.	Reference No.	Quantity	Description
BAS01833	*	1	BASE; 36.26 X 36.41 DIAGONALLY
PAI00246	*	0	PAINT; SPRAY, TARPAULIN GRAY (SHIPPING UOM 12 OZ HAZ)
SCR02010	*	15	SCREW; 12-18 AB HXW 1/2 SN
SCR02054	*	15	SCREW; 12-18 AB HXW 1/2 SN
COV03358	2	1	COVER; TOP, 32.36 X 29.40
PNL14724	3	2	PANEL; WRAPPER, 25.33 X 19.55
PNL14723	4	1	PANEL; CORNER POST, 25.33 X 3.570
PNL14724	5	1	PANEL; WRAPPER, 25.33 X 19.55
COV03224	6	1	COVER, CONTROL, 11.32 X 18.11
COV03228	7	1	COVER, CONTROL BOTTOM
PNL23809	8	1	PANEL; ACCESS, 15.69 X 24.65
PNL14723	9	1	PANEL; CORNER POST, 25.33 X 3.570
PNL23808	10	1	PANEL; WRAPPER, 23.14 X 25.33
PNL14723	11	1	PANEL; CORNER POST, 25.33 X 3.570

Part No.	Reference No.	Quantity	Description
0000041298~P	*		COMPRESSOR MTG-SCROLL

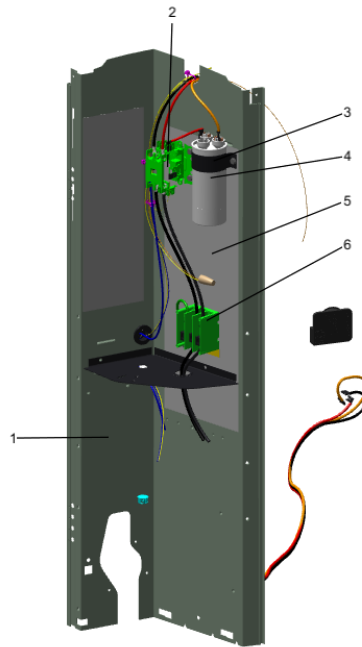


Part No.	Reference No.	Quantity	Description
ISR00007		4	ISOLATOR; VIBRATION
SCR01914		4	SCREW, ASSEMBLY COMPRESSOR, 5/16-12 TYPE B, W/WASHER & SLEEVE
KIT08039	3	4	KIT; GROMMETS. COMPRESSOR MOUNTING. (CONSISTS OF 4), 0.44 ID X 1.63 OD NEOPRENE RUBBER-BLACK 45-55 DUROMETER

Parts List Number :0000169984

Model Number :4TTR3036N1000AA

Part No.	Reference No.	Quantity	Description
0000041650~P	*		CONTROLS PARTS LIST



Part No.	Reference No.	Quantity	Description
CON00241	*	1	CONNECTOR; WIRE
PAI00246	*	0	PAINT; SPRAY, TARPAULIN GRAY (SHIPPING UOM 12 OZ HAZ)
PLU00984	*	1	PLUG; LOCKING HOLE
PLU01293	*	1	PLUG; SCROLL COMPRESSOR
SCR01918	*	5	SCREW, 10-24 THREAD ROLL, INDENT HEX WASHER HD
TER00312	*	3	TERMINAL; 8IN. TIE CABLE
TIE00007	*	3	TIE;CABLE
PNL21731	1	1	PANEL, CONTROL PANEL, 27.14 HEIGHT
CTR02579	2	1	CONTACTOR; 1P 30A 24VAC / SCREWS
SRP00269	3	1	STRAP; CAPACITOR
CPT02380	4	1	CAPACITOR; DUAL, 45/5 MFD, 370V, ROUND, W/O RESISTOR
SHD00387	5	1	SHIELD; MOISTURE, 10.25 X 4.00

Part No.	Reference No.	Quantity	Description
0000041547~P	*		FAN PARTS LIST

Part No.	Reference No.	Quantity	Description
SCR02086	1	4	SCREW; 10-32 TR-3 HXW 3/8 S
MOT16968	2	1	MOTOR; 1/8 HP
FAN06627	3	1	FAN; TR3R32-2
GRD01415	4	1	GUARD, TROUGH-LEAD

Part No.	Reference No.	Quantity	Description
0000036907~P	*		MODEL NUMBER DESCRIPTION PARTS LIST

MODEL NUMBER DESCRIPTION

75005586

REV
D

OUTDOOR UNITS

Example Model Number:

4 TWV 00 3 6 A 1 0 0 0 A A
1 - - - 5 - - - 10 - - - 15

Digit 1 – Refrigerant Type

2 = R-22
4 = R-410A

Digit 2 – Trane

Digit 3 – Product Type

W = Split Heat Pump
T = Split Cooling

Digit 4 – Product Family

V = Variable Speed
Z = Leadership - Two Stage
X = Leadership
R = Replacement/Retail
M or B = Basic
A = Light Commercial
L = Side Discharge

Digit 5 – Family SEER

3 = 13 7 = 17
4 = 14 9 = 19
5 = 15 9 = 19
6 = 16 0 = 20

Digits 6 – Split System Connections 1-6 Tons

0 = Brazed

Digits 7,8 – Nominal Capacity in 000s BTUs

Digit 9 – Major Design Modifications

Digit 10 – Power Supply

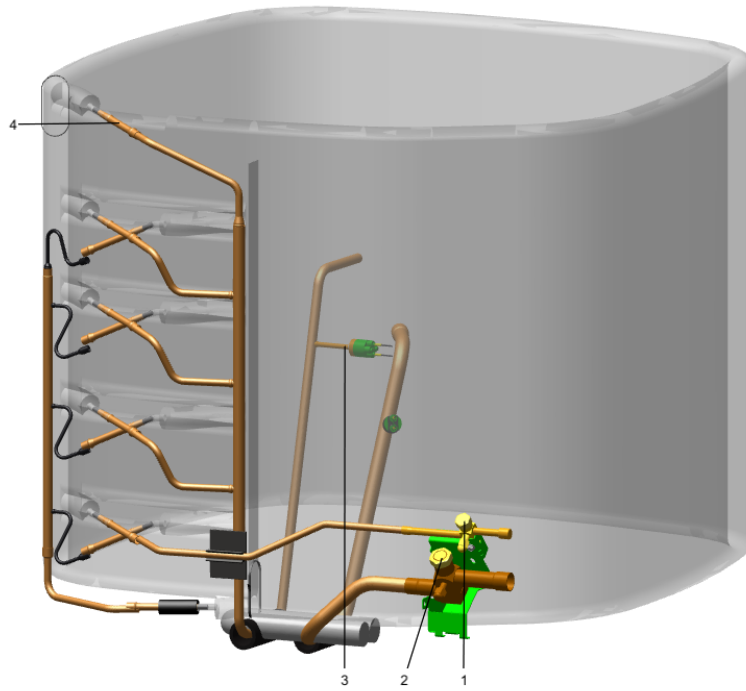
1 = 200-230/1/60 or 208-230/1/60
3 = 200-230/3/60
4 = 460/3/60

Digit 11,12,13 – Secondary Function

Digit 14 – Minor Design Modifications

Digit 15 – Unit Parts Identifier

Part No.	Reference No.	Quantity	Description
0000036991~P	*		REFRIGERANT PARTS LIST



Part No.	Reference No.	Quantity	Description
BRK03696		1	BRACKET; VALVE
CAP00156		0	CAP, TUBE PLUG, .447-.513 OD
COL25744		1	COIL; SPINE FIN, 27.54W X 27.00H
DHY01619		1	DRIER; EXTERNAL
PAI00246		0	PAINT; SPRAY, TARPAULIN GRAY (SHIPPING UOM 12 OZ HAZ)
PLU00413		0	PLUG; TUBE
SCR02010		4	SCREW; 12-18 AB HXW 1/2 SN
SCR02054		4	SCREW; 12-18 AB HXW 1/2 SN
SLV00082		0	SLEEVE;
SLV00083		0	SLEEVE;
SWT04681		1	SWITCH; LOW PRESSURE BZ
TER00312		0	TERMINAL; 8IN. TIE CABLE
TIE00007		0	TIE;CABLE
TIE00023		2	TIE;CABLE, 8.00IN.
VAL20399		1	VALVE; SERVICE GAS ASSEMBLY, 0.75 ODS X 0.75 ODS, FEMALE BRAZE TO FEMALE BRAZE, LEFT HAND MOUNTING HOLES
VAL20722		1	VALVE-SER LIQ O(06-06), A.8
CAP01336	1	1	CAP; SERVICE LIQUID VALVE, BRASS, 0.75 OD X 0.57 ID X 11/16-28UN-2B
CAP01315	2	1	CAP; SERVICE LIQUID VALVE, BRASS, 1.06 OD X 0.81 ID X 15/16-20UNEF-2B
SWT03273	3	1	SWITCH, HIGH PRESSURE, SPST, OPEN @ 650 PSIG, CLOSE @ 500 PSIG, 88" YELLOW LEAD
TUB02810	4	8	TUBE; TRANSITION
TUB11547	4a	8	TUBE; TRANSITION ASSEMBLY