


Part No.	Reference No.	Quantity	Description
0000154255~S	*		CABINET
0000154295~S	*		CONTROLS
0000154251~S	*		FAN
0000154359~S	*		MODEL NUMBER DESCRIPTION
0000154252~S	*		REFRIGERATION

Part No.	Reference No.	Quantity	Description
0000029221~P	*		CABINET



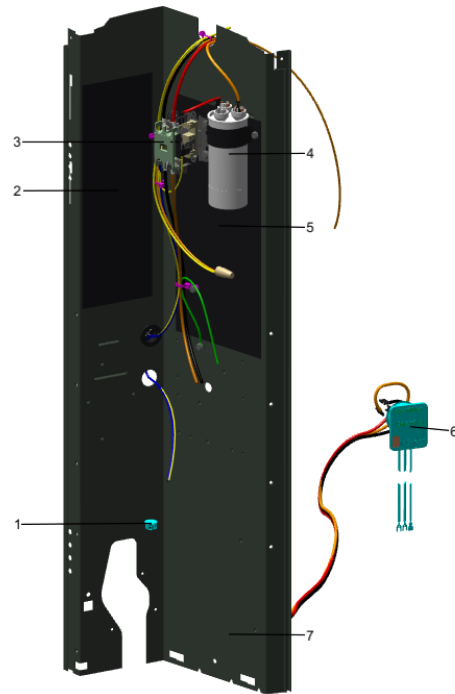
Part No.	Reference No.	Quantity	Description
COV03357	*	1	COVER; TOP, 28.13 X 25.40
PAI00246	*	0	PAINT; SPRAY, TARPAULIN GRAY (SHIPPING UOM 12 OZ HAZ)
SCR02010	*	16	SCREW; 12-18 AB HXW 1/2 SN
SCR02054	*	16	SCREW; 12-18 AB HXW 1/2 SN
PNL14725	1	2	PANEL; WRAPPER, 25.33 X 16.29, TARPAULIN GRAY, HORIZONTAL LOUVERS
COV03287	2	1	COVER; CONTROL BOTTOM
COV03285	3	1	COVER; CONTROLS, 16.18 X 10.99
PNL14726	4	1	PANEL; ACCESS, 24.65 X 12.02
BAS02187	5	1	BASE; 31.31 X 31.49 DIAGONALLY
PNL14723	6	3	PANEL; CORNER POST, 25.33 X 3.570
PNL14724	7	1	PANEL; WRAPPER, 25.33 X 19.55

CONTROLS

Parts List Number :0000154250


Model Number :4TTR3024H1000P

Part No.	Reference No.	Quantity	Description
0000029148~P	*		CONTROLS-COOLING



Part No.	Reference No.	Quantity	Description
CON00241	*	1	CONNECTOR; WIRE
PAI00246	*	0	PAINT; SPRAY, TARPAULIN GRAY (SHIPPING UOM 12 OZ HAZ)
SCR01918	*	5	SCREW, 10-24 THREAD ROLL, INDENT HEX WASHER HD
SRP00269	*	1	STRAP; CAPACITOR
TER00312	*	3	TERMINAL; 8IN. TIE CABLE
TIE00007	*	3	TIE;CABLE
PLU00984	1	1	PLUG; LOCKING HOLE
SHD00387	2	1	SHIELD; MOISTURE, 10.25 X 4.00
CTR02579	3	1	CONTACTOR; 1P 30A 24VAC / SCREWS
CPT00977	4	1	CAPACITOR; DUAL, 35/5 MFD, 440V, ROUND, W/O RESISTOR
SHD00386	5	1	SHIELD; MOISTURE, 12.75 X 5.00
PNL14732	7	1	PANEL; CONTROL PANEL BASE, 27.14 HEIGHT

Part No.	Reference No.	Quantity	Description
0000029160~P	*		AIR SYSTEM



Part No.	Reference No.	Quantity	Description
GRD01440	*	1	GUARD; TROUGH-LEAD
FAN06513	1	1	FAN; TR2R30-2
MOT20226	2	1	MOTOR; 1/8 HP 48 FRAME PSC
SCR02086	3	4	SCREW; 10-32 TR-3 HXW 3/8 S
GRL01366	4	1	GRILLE; FAN

Part No.	Reference No.	Quantity	Description
0000029189~P	*		MODEL NUMBER DESCRIPTION PARTS LIST

MODEL NUMBER DESCRIPTION

75005586

REV
D

OUTDOOR UNITS

Example Model Number:

4 TWV 00 3 6 A 1 0 0 0 A A
1 - - - 5 - - - 10 - - - 15

Digit 1 – Refrigerant Type

2 = R-22
4 = R-410A

Digit 2 – Trane

Digit 3 – Product Type

W = Split Heat Pump
T = Split Cooling

Digit 4 – Product Family

V = Variable Speed
Z = Leadership - Two Stage
X = Leadership
R = Replacement/Retail
M or B = Basic
A = Light Commercial
L = Side Discharge

Digit 5 – Family SEER

3 = 13 7 = 17
4 = 14 9 = 19
5 = 15 9 = 19
6 = 16 0 = 20

Digits 6 – Split System Connections 1-6 Tons

0 = Brazed

Digits 7,8 – Nominal Capacity in 000s BTUs

Digit 9 – Major Design Modifications

Digit 10 – Power Supply

1 = 200-230/1/60 or 208-230/1/60
3 = 200-230/3/60
4 = 460/3/60

Digit 11,12,13 – Secondary Function

Digit 14 – Minor Design Modifications

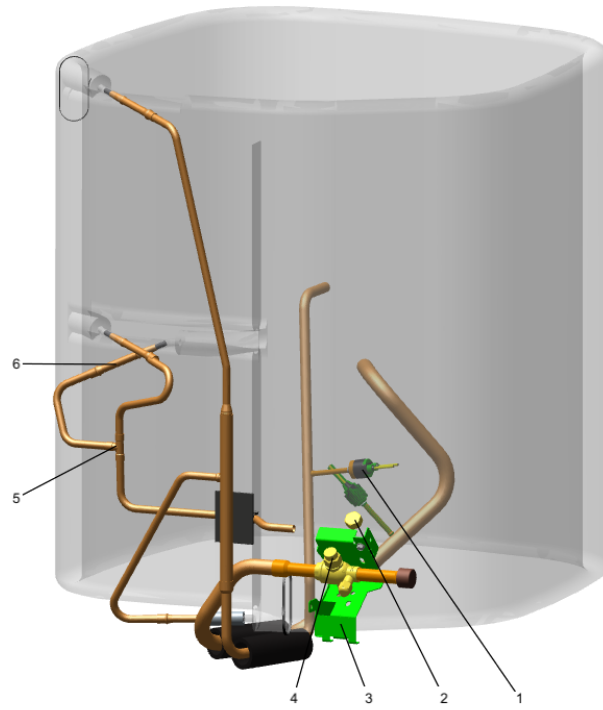
Digit 15 – Unit Parts Identifier

REFRIGERATION

Parts List Number :0000154250

Model Number :4TTR3024H1000P

Part No.	Reference No.	Quantity	Description
0000029170~P	*		REFRIGERANT SYSTEM



Part No.	Reference No.	Quantity	Description
CAP00156	*	0	CAP, TUBE PLUG, .447-.513 OD
COL24030	*	0	COIL; CONDENSER SPINE-FIN
PAI00246	*	0	PAINT; SPRAY, TARPAULIN GRAY (SHIPPING UOM 12 OZ HAZ)
PLU00413	*	0	PLUG; TUBE
SCR02010	*	3	SCREW; 12-18 AB HXW 1/2 SN
SCR02054	*	3	SCREW; 12-18 AB HXW 1/2 SN
SLV00082	*	0	SLEEVE;
SLV00083	*	0	SLEEVE;
TER00312	*	0	TERMINAL; 8IN. TIE CABLE
TIE00007	*	0	TIE;CABLE
TIE00023	*	2	TIE;CABLE, 8.00IN.
TUB02810	*	4	TUBE; TRANSITION
VAL09293	*	1	VALVE, SERVICE LIQUID, .38 OD X .38 OD, VALVE ASSY
SWT03274	1	1	SWITCH, HIGH PRESSURE, SPST, OPEN @ 650 PSIG, CLOSE @ 500 PSIG, 75" YELLOW LEAD
CAP01336	2	1	CAP; SERVICE LIQUID VALVE, BRASS, 0.75 OD X 0.57 ID X 11/16-28UN-2B
BRK03696	3	1	BRACKET; VALVE
CAP01337	4	1	CAP; SERVICE SUCTION VALVE
TEE00095	5	1	TEE; COPPER
TUB11547	6	4	TUBE; TRANSITION ASSEMBLY