

SPLIT SYSTEM HEAT PUMP

75010795

REV.  
A

TYPICAL ILLUSTRATION



<b>Part No.</b>	<b>Reference No.</b>	<b>Quantity</b>	<b>Description</b>
75010796#4A6H4UP5~S	*		CABINET
75010775#4A6H4UP5~S	*		CONTROLS
75010673#4A6H4UP5~S	*		FAN
75005587#4A6H4UP5~S	*		MODEL NUMBER DESCRIPTION
OPTIONSTLR#4A6H4UP5~S	*		OPTIONAL ACCESSORIES
75010794#4A6H4UP5~S	*		REFRIGERATION
75010795_4A6H4UP5_182854~P	*		SPLIT SYSTEM HEAT PUMP PARTS LIST

SPLIT SYSTEM HEAT PUMP

75010795

REV.  
A

TYPICAL ILLUSTRATION



REFRIGERATION

75010794

REV.  
A

TYPICAL ILLUSTRATION



Parts List Number :75010795#4A6H4UP5

Model Number :4A6H4030G1000AA

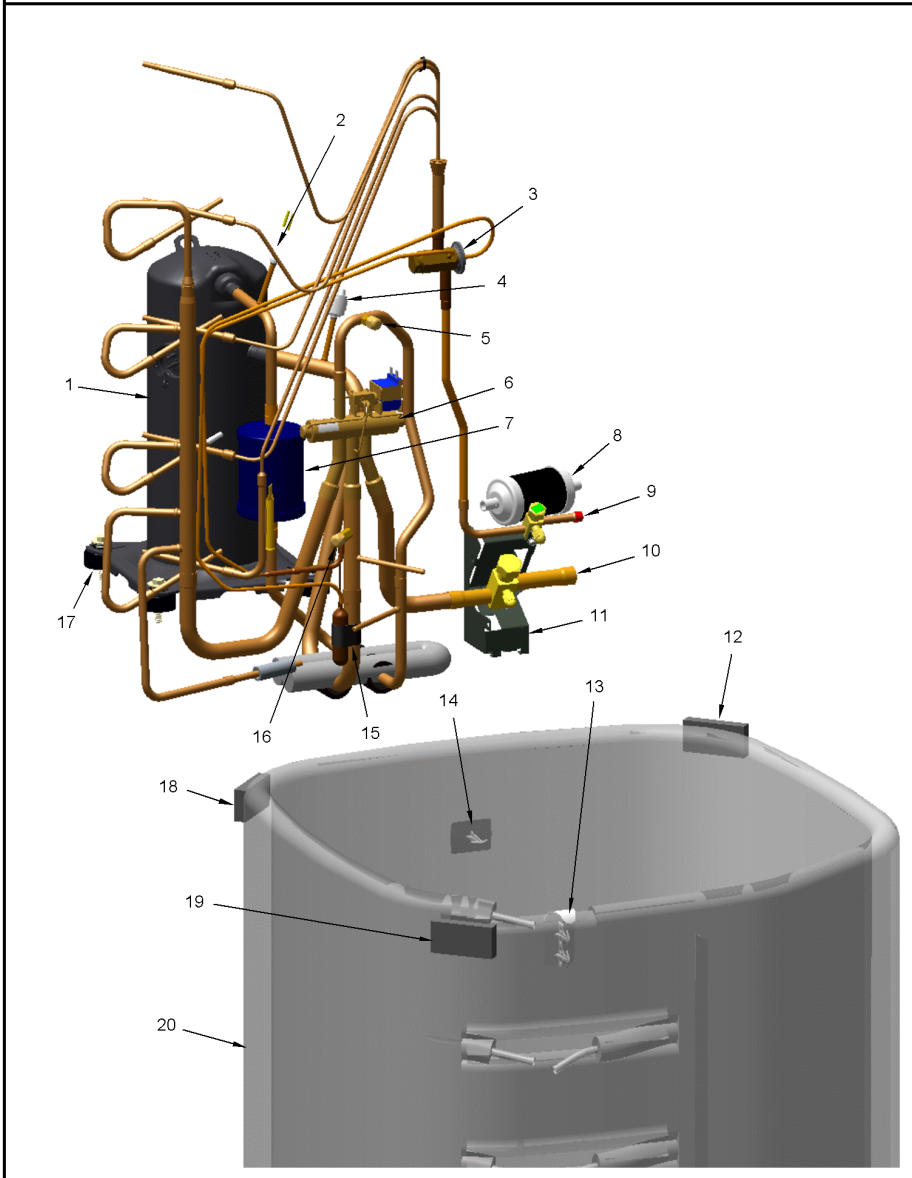
Part No.	Reference No.	Quantity	Description
75010794_4A6H4UP5_322436~P	*		REFRIGERATION PARTS LIST

REFRIGERATION

75010794

REV  
A

TYPICAL ILLUSTRATION



Part No.	Reference No.	Quantity	Description
SPC00386	*	1	SPACER; BASE, 5.50 X 1.00 X 0.50
TUB11542	*	1	TUBE; RUBBER-EQUAL-TUBING, .375 DIAMETER, 25.000 LENGTH
TUB11543	*	1	TUBE; RUBBER-BULB-TUBING, 1.125 DIAMETER, 34.000 LENGTH
WIR03324	*	1	WIRE, PLUG-SCROLL COMPRESSOR
COM11525	1	1	COMPRESSOR; SCROLL, ALLIANCE, SBA024C1CPZ, 2.0 TON, 24,000 BTUH, 208/230-60-1, R410-A, BRAZED, SUCTION 3/4, DISCHARGE 1/2, RLA 14.3
SWT03277	2	1	SWITCH, HIGH PRESSURE, SPST, OPEN AT 650 PSIG, CLOSE AT 500 PSIG, 91 IN. YELLOW AND RED LEAD
VAL08796	3	1	VALVE; EXPANSION, 0.38 ODS X 0.50 ODS, 3.0 TON-R410A AND POE
SWT03876	4	1	SWITCH; LOW PRESSURE, OPENS AT 35 PSI AND CLOSSES AT 55 PSI.
BOD00114	5	1	BODY; VALVE, BRASS, 7/16 HEX, 7/16 -20 UNF-2A
COR00103	5	1	CORE; VALVE, .79 LENGTH, .206-36 UNS-1 MOD. THD
VAL08991	6	1	VALVE; SWITCHOVER, 3 TON, .50 IDF X .75 OD, W/ 24V SOLENOID COIL
MFL00806	7	1	MUFFLER; 1/2 ODF CONNECTION (DRIER COULD BE PAINTED EITHER SMOKE GRAY OR NAVY BLUE)
DHY01452	8	1	DRIER; BI-FLOW; SERVICE FIRST; 16 CU. IN; DCB163S, 3/8 ODF CONNECTIONS; 5.7 TON CAPACITY; APPROVED FOR MINERAL OIL AND POE OIL REFRIGERANTS; MANUFACTU
VAL09302	9	1	VALVE, SERVICE LIQUID, .31 ODF X .38 ODF
VAL09296	10	1	VALVE; SERVICE GAS ASSEMBLY, .75 ODS X .75 ODS, FEMALE BRAZE TO FEMALE BRAZE, LEFT HAND MOUNTING HOLES - D155662P02
BRK03696	11	1	BRACKET; VALVE
SPC00512	12	1	SPACER; TUBING
SPC00513	14	6	SPACER; COIL
CLP00223	15	1	CLIP; BULB
BOD00114	16	1	BODY; VALVE, BRASS, 7/16 HEX, 7/16 -20 UNF-2A
COR00103	16	1	CORE; VALVE, .79 LENGTH, .206-36 UNS-1 MOD. THD
ISR00007	17	4	ISOLATOR; VIBRATION
SCR01914	17	4	SCREW, ASSEMBLY COMPRESSOR, 5/16-12 TYPE B, W/WASHER & SLEEVE
SPC00512	18	1	SPACER; TUBING
SPC00512	19	1	SPACER; TUBING
COL27442	20	1	COIL ASM-REPL

FAN

75010673

REV  
A

TYPICAL ILLUSTRATION



Parts List Number :75010795#4A6H4UP5

Model Number :4A6H4030G1000AA

Part No.	Reference No.	Quantity	Description
75010673_4A6H4UP5_320657~P	*		FAN PARTS LIST

FAN

75010673

REV  
A

TYPICAL ILLUSTRATION



Parts List Number :75010795#4A6H4UP5

Model Number :4A6H4030G1000AA

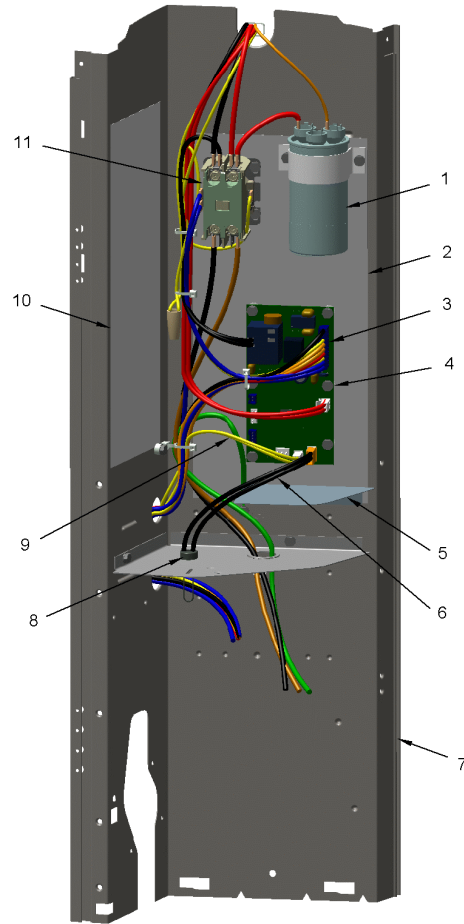
<b>Part No.</b>	<b>Reference No.</b>	<b>Quantity</b>	<b>Description</b>
COV03250	*	1	COVER; MOTOR, 6.86 DIA
FAN04321	1	1	FAN; 2 SWEPT BLADE, 27.5" DIA, 21 DEGREES PITCH, .50" BORE, CCW, ALUMINUM, 1 SET SCREW-STEEL
MOT16968	2	1	MOTOR; 1/8 HP
GRL01348	3	1	GRILLE; FAN, 29 IN DIA, SPIRAL WIRE, BASALT GREY
SCR02086	4	4	SCREW; 10-32 TR-3 HXW 3/8 S
GRD01416	5	1	GUARD, TROUGH-LEAD

CONTROLS

75010775

REV.  
A

TYPICAL ILLUSTRATION



Parts List Number :75010795#4A6H4UP5

Model Number :4A6H4030G1000AA

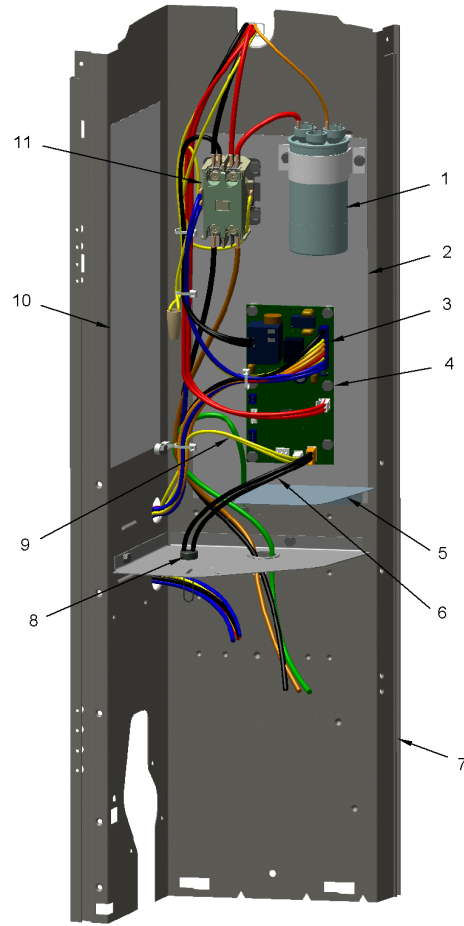
Part No.	Reference No.	Quantity	Description
75010775_4A6H4UP5_322435~P	*		CONTROLS PARTS LIST

CONTROLS

75010775

REV.  
A

TYPICAL ILLUSTRATION



Part No.	Reference No.	Quantity	Description
CON00241	*	1	CONNECTOR; WIRE
RES00843	*	1	RESISTOR; 9.750 K OHMS
CPT01844	1	1	CAPACITOR, RUN, 40/5 MFD, 370V, ROUND, W/O RESISTOR
SHD00386	2	1	SHIELD; MOISTURE, 12.75 X 5.00
WIR07598	3	1	WIRE; HARNESS, 9 PIN TO J4 ON DFC
CNT07482	4	1	CONTROL, DEFROST BOARD
PNL31534	5	1	PANEL; VOLTAGE BARRIER; 4.45 X 3.06, BLACK POLYPROPYLENE
SEN02353	6	1	SENSOR; ASSEMBLY, AMBIENT, 10 IN WIRE LENGTH, -40C TO 105C OP TEMP RANGE, 14 IN WIRE LENGTH
PNL21731	7	1	PANEL, CONTROL PANEL, 27.14 HEIGHT
SEN01729	9	1	SENSOR; ASSEMBLY, 9.75K OHMS RESISTANCE AT 75 DEG F, YELLOW LEADS
SHD00387	10	1	SHIELD; MOISTURE, 10.25 X 4.00
CTR00845	11	1	CONTACTOR; 30 AMP, 240/480/600V, 24V COIL, 1 POLE

CABINET

75010796

REV.  
A

TYPICAL ILLUSTRATION



Parts List Number :75010795#4A6H4UP5

Model Number :4A6H4030G1000AA

Part No.	Reference No.	Quantity	Description
75010796_4A6H4UP5_263992~P	*		CABINET PARTS LIST

CABINET

75010796

REV.  
A

TYPICAL ILLUSTRATION



Part No.	Reference No.	Quantity	Description
PAI00207	*	1	PAINT; SPINNAKER GRAY (SHIPPING UOM 12 OZ HAZ) SPRAY CAN
PAI00248	*	1	PAINT; 12 OZ SPRAY, ANTHRACITE GRAY (SHIPPING UOM 12 OZ HAZ)
SCR02010	*	15	SCREW; 12-18 AB HXW 1/2 SN
COV04035	1	1	COVER; TOP, 37.00 X 34.00
PNL23810	2	1	PANEL; WRAPPER, 23.14 X 25.33
PNL26276	3	1	PANEL; CORNER POST, 3.5 x 25.3
PNL23810	4	1	PANEL; WRAPPER, 23.14 X 25.33
COV04037	5	1	COVER; CONTROLS, 11 x 18 INCHES
BAS01834	6	1	BASE; 41.78 X 41.81 DIAGONALLY
COV03228	7	1	COVER, CONTROL BOTTOM
PNL26770	8	1	PANEL; ACCESS, 19.8 X 24.6 INCHES
PNL26276	9	1	PANEL; CORNER POST, 3.5 x 25.3
PNL26771	10	1	PANEL; WRAPPER, 27 X 25.3 INCHES
PNL26276	11	1	PANEL; CORNER POST, 3.5 x 25.3

MODEL NUMBER DESCRIPTION

75005587

REL  
C

OUTDOOR UNITS

*Example Model Number:*

**4 A 7 A 0 0 3 6 A 1 0 0 0 A A**  
1 - - - 5 - - - 10 - - - 15

**Digit 1 – Refrigerant Type**

2 = R-22  
4 = R-410A

**Digit 2 – American Standard**

**Digit 3 – Product Type**

6,W = Split Heat Pump  
7,T = Split Cooling

**Digit 4 – Product Family**

V = Variable Speed  
Z = Leadership - Two Stage  
X = Leadership  
R = Replacement/Retail  
M or B = Basic  
A = Light Commercial  
L = Side Discharge

**Digit 5 – Family SEER**

3 = 13      7 = 17  
4 = 14      8 = 18  
5 = 15      9 = 19  
6 = 16      0 = 20

**Digits 6 – Split System Connections 1-6 Tons**

0 = Brazed

**Digits 7,8 – Nominal Capacity in 000s BTUs**

**Digit 9 – Major Design Modifications**

**Digit 10 – Power Supply**

1 = 200-230/1/60 or 208-230/1/60  
3 = 200-230/3/60  
4 = 460/3/60

**Digit 11,12,13 – Secondary Function**

**Digit 14 – Minor Design Modifications**

**Digit 15 – Unit Parts Identifier**

Part No.	Reference No.	Quantity	Description
75005587_4A6H4UP5_182855~P	*		MODEL NUMBER DESCRIPTION PARTS LIST

MODEL NUMBER DESCRIPTION

75005587

REL  
C

OUTDOOR UNITS

*Example Model Number:*

**4 A 7 A 0 0 3 6 A 1 0 0 0 A A**  
1 - - - 5 - - - 10 - - - 15

**Digit 1 – Refrigerant Type**

2 = R-22  
4 = R-410A

**Digit 2 – American Standard**

**Digit 3 – Product Type**

6,W = Split Heat Pump  
7,T = Split Cooling

**Digit 4 – Product Family**

V = Variable Speed  
Z = Leadership - Two Stage  
X = Leadership  
R = Replacement/Retail  
M or B = Basic  
A = Light Commercial  
L = Side Discharge

**Digit 5 – Family SEER**

3 = 13      7 = 17  
4 = 14      8 = 18  
5 = 15      9 = 19  
6 = 16      0 = 20

**Digits 6 – Split System Connections 1-6 Tons**

0 = Brazed

**Digits 7,8 – Nominal Capacity in 000s BTUs**

**Digit 9 – Major Design Modifications**

**Digit 10 – Power Supply**

1 = 200-230/1/60 or 208-230/1/60  
3 = 200-230/3/60  
4 = 460/3/60

**Digit 11,12,13 – Secondary Function**

**Digit 14 – Minor Design Modifications**

**Digit 15 – Unit Parts Identifier**

OPTIONAL ACCESSORIES

Parts List Number :75010795#4A6H4UP5

Model Number :4A6H4030G1000AA

Part No.	Reference No.	Quantity	Description
OPTIONSTLR_4A6H4UP5_28355 9-P	*		OPTIONAL ACCESSORIES PARTS LIST

NO GRAPHIC AVAILABLE

75013702

REV  
A

**NO  
GRAPHIC  
AVAILABLE**

Part No.	Reference No.	Quantity	Description
BAYKSKT263	*	1	KIT; COMPRESSOR START KIT
KIT02134	*	1	KIT-LOW TEMPERATURE COOLING (AY28X084)
KIT05354	*	1	KIT; TIME DELAY (TAYASCT501A) - 5 MINUTE RELAY ONLY IS RLY01343
KIT07731	*	1	KIT; SNOW LEGS, CONTAINS (4) 6" MOUNTING LEGS (BAYLEGS002)
KIT07732	*	1	KIT; SNOW LEGS, (4" EXTENSION KIT) (BAYLEGS003)
KIT08036	*	1	KIT; SEA COAST (BAYSEAC001)
KIT08087	*	1	KIT; HEAD PRESSURE (BAYLOAM103)
KIT08412	*	1	KIT; SOUND ENCLOSURE, (BAYSDEN003), (MODELS WITH SMALL FRAME (QUANTUM) SCROLL COMPRESSORS NO LARGER THAN 16.4" TALL OR 6.6" IN DIAMETER EXCEPT IN CABINET HEIGHTS 25.0" OR SHORTER)
KIT09425	*	1	KIT; ISOLATOR (BAYISLT101) (CONTAINS A QTY OF 5 ISOLATORS)
KIT15190	*	1	KIT; EXTREME MOUNTING CONDITION (BAYECMT004).
KIT17747	*	1	KIT; CRANKCASE HEATER FOR SCROLLS, 40W, 230V (BAYCCHT302RES), 5.5 DIA, 74 IN LENGTH
PAI00309	*	1	PAINT; DARK BROWN, 12 OZ SPRAY CAN, HERESITE AIR DRY PHENOLIC COATING, VR-554T