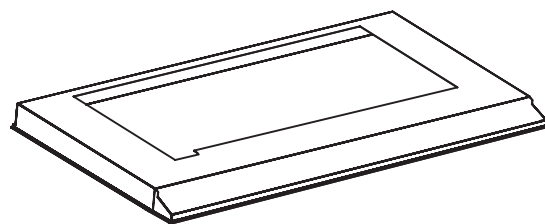


RML3336, RML3336S, RML3342, RML3342S, RML4548, RML4548S, RML4554S, RML4560 AND RML 4560S LINERS



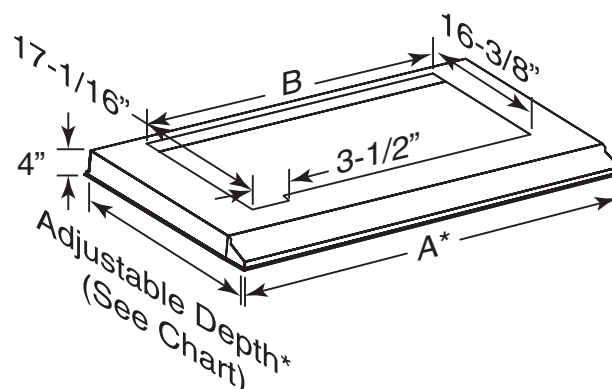
Especially designed to protect the exterior base of a custom hood. Fit RMIP inserts.

FEATURES

- Cabinet mount – custom application
- Stainless Steel Finish
- Adjustable depth to fit into cabinet openings as shown in chart (front to back)
- Fit custom hood nominal widths: 36", 42", 48", 54" or 60"
- Wipes clean easily

TO ORDER

Refer to table below to find the right liner part number for your insert and for width of the custom hood.



* Dimension does not include 3/8" wide flange.

DIMENSIONS

Liner Model	Insert Model	Custom Hood Nominal Width	Adjustable Depth*		Width A*	Cut-out Width B
			Fits into cabinet openings of			
			Without Backboard	With Backboard		
RML3336	RMIP33	36"	23 1/2" to 26 1/2"	23 1/8" to 26 1/8"	34 3/8"	32 1/2"
RML3342	RMIP33	42"	23 1/2" to 26 1/2"	23 1/8" to 26 1/8"	40 3/8"	32 1/2"
RML4548	RMP45	48"	23 1/2" to 26 1/2"	23 1/8" to 26 1/8"	46 3/8"	44 1/2"
RML4560	RMIP45	60"	23 1/2" to 26 1/2"	23 1/8" to 26 1/8"	58 3/8"	44 1/2"
RML3336S	RMIP33	36"	22 7/8" to 25 7/8"	22 1/2" to 25 1/2"	34 3/8"	32 1/2"
RML3342S	RMIP33	42"	22 7/8" to 25 7/8"	22 1/2" to 25 1/2"	40 3/8"	32 1/2"
RML4548S	RMIP45	48"	22 7/8" to 25 7/8"	22 1/2" to 25 1/2"	46 3/8"	44 1/2"
RML4554S	RMIP45	54"	22 7/8" to 25 7/8"	22 1/2" to 25 1/2"	52 3/8"	44 1/2"
RML4560S	RMIP45	60"	22 7/8" to 25 7/8"	22 1/2" to 25 1/2"	58 3/8"	44 1/2"

The INSIDE DEPTH shown in the table above assumes a minimum cabinet backboard thickness of 3/8".


Broan-NuTone LLC, 926 West State Street, Hartford, WI 53027 (1-800-637-1453)

NuTone, Inc., 4820 Red Bank Road, Cincinnati, OH 45227 (1-800-543-8687)

Broan-NuTone Canada, Inc., 1140 Tristar Drive, Mississauga, Ontario, L5T 1H9 (1-888-882-7626)

REFERENCE	QTY.	REMARKS	Project
			Location
			Architect
			Engineer
			Contractor
			Submitted by Date

RML7030S, RML7036S, RML7048S, RML7030L, RML7036L AND RML7048L LINERS



Especially designed to protect the exterior base of a custom hood. Fit RMP1 and RMPE inserts.

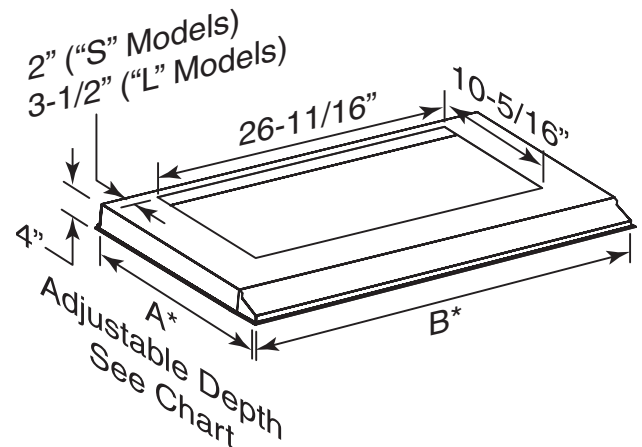
FEATURES

- Cabinet mount – custom application
- Stainless Steel Finish
- Adjustable depth to fit into cabinet openings as shown on chart (front to back)
- Fit custom hood nominal widths: 30", 36" or 48"
- Wipes clean easily

TO ORDER

Refer to table below to find the right liner part number for your insert and for width of the custom hood.

DIMENSIONS



* Dimension does not include 3/8" wide flange.

Liner Model	Insert Model	Custom Hood Nominal Width	Adjustable Depth A* Fits into cabinet openings of		Width B*
			Without Backboard	With Backboard	
RML7030S	RMP1 or RMPE	30"	17 1/2" to 20 1/2"	17 1/8" to 20 1/8"	28 3/8"
RML7036S	RMP1 or RMPE	36"	17 1/2" to 20 1/2"	17 1/8" to 20 1/8"	34 3/8"
RML7048S	RMP1 or RMPE	48"	17 1/2" to 20 1/2"	17 1/8" to 20 1/8"	46 3/8"
RML7030L	RMP1 or RMPE	30"	20 1/2" to 23 1/2"	20 1/8" to 23 1/8"	28 3/8"
RML7036L	RMP1 or RMPE	36"	20 1/2" to 23 1/2"	20 1/8" to 23 1/8"	34 3/8"
RML7048L	RMP1 or RMPE	48"	20 1/2" to 23 1/2"	20 1/8" to 23 1/8"	46 3/8"

The INSIDE DEPTH shown in the table above assumes a minimum cabinet backboard thickness of 3/8".

Broan-NuTone LLC Hartford, Wisconsin www.broan.com 800-558-1711
Broan-NuTone Canada Mississauga, Ontario www.broan.ca 877-896-1119

REFERENCE	QTY.	REMARKS	Project	
			Location	
			Architect	
			Engineer	
			Contractor	
			Submitted by	Date