



**AG-3175E**

**PLENUM RATED**

# AG-3175E


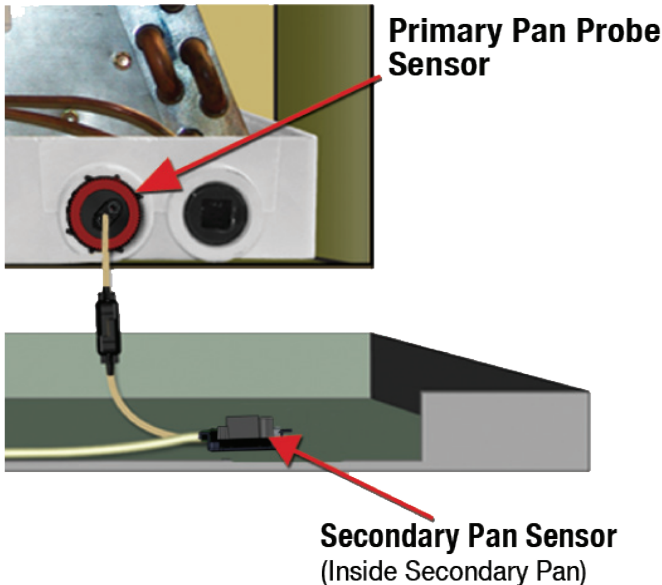
## PLENUM RATED PRIMARY PAN SENSOR PLUS BONUS SECONDARY SENSOR



The AG-3150E primary pan sensor is mounted directly in the auxiliary drain port of the primary pan. The AG-3150E is a high-amperage, solid state sensor with no moving parts to break down or become clogged. The low profile design makes it easy to install.

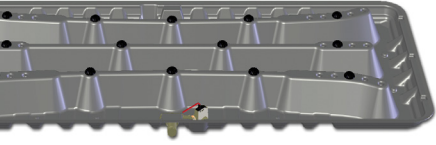






### Key Features

- Smart Sensor Technology (Patent Pending)
- Time Delay: Up to 60 Seconds On
- Redesigned Probe Sensor for Increased Reliability
- 6' of Plenum Probe Wire
- 6' of Plenum Control Wire
- Compact Waterproof Design
- Bonus Secondary Sensor
- Water Detection LED
- UL 508 Approved



# DRAIN PAN SELECTION CHART



Secondary Pan Model	Pan Size	External Pan Size			Max Unit Size		Recommended Application
Goliath Series		Width	Length	Height	Width	Length	
	30x50	28.38"	50.50"	5.25"	25.38"	54.25"	<b>Hangable</b> When additional clearance is needed under air handler for drain. General Purpose for both furnace and air handler installation.
	30x62	28.25"	69.13"	4.25"	26.0"	66.50"	
	28x57	30.25"	57.25"	4.0"	27.25"	47.50"	
	28x69	30.38"	63.0"	4.25"	27.38"	60.0"	
Goliath Low Profile		Width	Length	Height	Width	Length	
	26x56	56.63"	26.50"	2.75"	23.50"	53.63"	<b>Hangable</b> When space is at a minimum in a garage or attic.
Goliath Furnace Series		Width	Length	Height	Width	Length	
	30x36	30.50"	37.50"	3.0"	27.50"	34.50"	<b>Non-Hangable</b> For Vertical, upflow installation of furnace or air handler.
Goliath Furnace Series		Width	Length	Height	Width	Length	
	34x64	34.13"	64.13"	7.50"	31.13"	61.13"	<b>Non-Hangable</b> When greater clearance height is needed to accommodate piping under furnace.
	34x79	33.75"	79.0"	7.50"	30.75"	76.0"	
Spartan Non-Hangable		Width	Length	Height	Width	Length	
	30x50	30.25"	50.50"	4.0"	27.25"	47.5"	<b>Non-Hangable</b> General purpose for air handler installation.
	30x62	30.38"	63.0"	4.25"	27.38"	60.0"	
Titan Flexible Series		Width	Length	Height	Width	Length	
	24x24	24.0"	24.0"	2.25"	20.0"	20.5"	<b>Non-Hangable</b> Flexible and durable enough to bend and fit into tight spaces.
	26x26	26.0"	26.0"	2.25"	22.0"	22.5"	
	30x30	30.0"	30.0"	2.25"	26.0"	26.5"	
	32x32	32.0"	32.0"	2.25"	28.0"	28.5"	
Titan Flexible Series		Width	Length	Height	Width	Length	
	30x50	30.25"	50.5"	2.50"	27.25"	47.50"	<b>Hangable</b> Flexible and durable enough to bend and fit into tight spaces.
	30x62	30.38"	63.0"	2.50"	27.38"	60.0"	