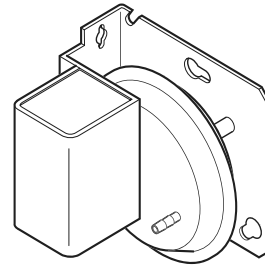


Floating Pressure Air Flow Switch

These switches are used with reversible electric actuators to control differential pressures, low static pressures, or air velocities in duct systems.

Features:

- Low static control for ± 0.5 in. control unit.
- Built-in arc suppression.
- Liquid level control usability.
- Highly reliable product.
- Universal mounting.



Model Chart				
Model No.	Differential Pressure Setpoint Range in. (mm) of Water	Adjustable Null Span ^a		Velocity Range fpm (m/s) 70°F (21°C) Air
		At Minimum Setpoint in. (mm) of Water	At Maximum Setpoint in. (mm) of Water	
PF-305	-0.5 to +0.5 (-12.7 to +12.7)	0.06 to 0.14 (1.5 to 3.5)	0.07 to 0.14 (1.8 to 3.5)	400 to 2800 (2 to 14)
PF-306	0.2 to 1.3 (5.1 to 33)	0.05 to 0.13 (1.3 to 3.3)	0.13 to 0.28 (3.3 to 7.1)	1800 to 4600 (9 to 23)
PF-307	1.1 to 3.5 (27.9 to 88.9)	0.06 to 0.17 (1.5 to 4.3)	0.11 to 0.31 (2.8 to 7.9)	4200 to 7500 (21 to 38)
PF-308	3.2 to 10 (81.3 to 254)	0.12 to 0.4 (3.0 to 10.2)	0.24 to 0.8 (6.1 to 20.3)	7200 to 14000 (37 to 71)

^a Minimum null is with 0.005 in. (0.13 mm) contact gap. Maximum null is with 0.025 in. (0.63 mm) contact gap.

Specifications	
Differential pressure setpoint range	Refer to Model Chart.
Sensing element	Silicone rubber coated polyester diaphragm.
Adjustable null span	Refer to Model Chart.
Maximum pressure	
Differential	12 in. (305 mm).
Input	28 in. (711 mm).
Environment	
Ambient temperature limits	Shipping and storage: -40 to 140°F (-40 to 60°C). Operating: 35 to 140°F (0 to 60°C).
Humidity	5 to 95% RH, non-condensing.
Locations	NEMA Type 1.
Electrical switch	
Type	Floating SPDT. Integral arc suppression.
Ratings	1.0 amps at 24Vac
Connections	Refer to Figure 1.
Wiring	Coded screw terminals.
Air pressure taps	Barbed fittings for 3/8 in. O.D. plastic tubing, one high and one low.
Case	All metal with 1/2 in. conduit opening.
Mounting	In vertical position on any surface free of vibration.
Dimensions	5-1/8 H x 4-3/4 W x 4-3/8 D in. (130 x 121 x 111 mm).
General Instructions	Refer to F-17492.

PF-30x Series

Accessories

Model No.

AP-302
 AP-305
 AT-208
 N1-81
 N1-52
 N1-53

Description

Duct static pressure sensing tip for pressure 1 in. (25.4 mm) W.C. and up.
 Duct static pressure sensing tip for pressure below 1 in. (25.4 mm) water.
 Duct mounting bracket for probes other than AP-302 and AP-305.
 Velocity pressure probe, 3 in.
 Velocity pressure probe, 6 in.
 Velocity pressure probe, 9 in.

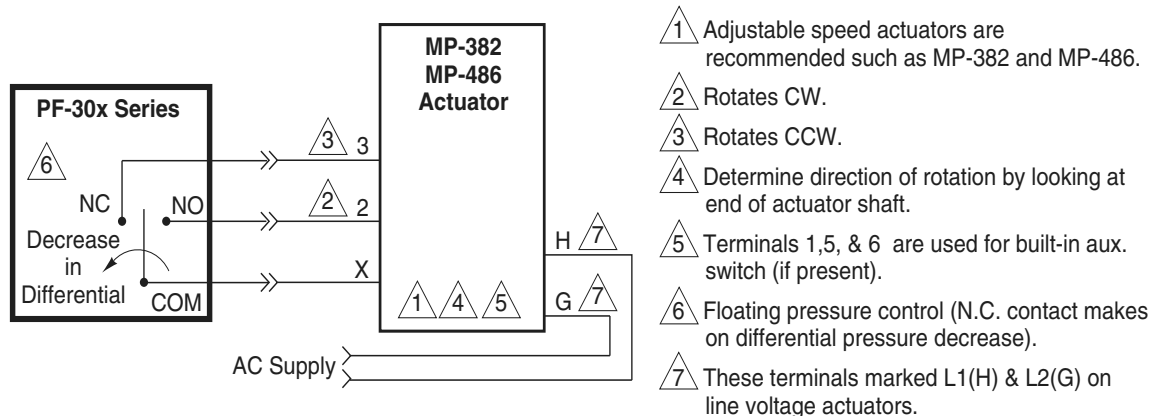
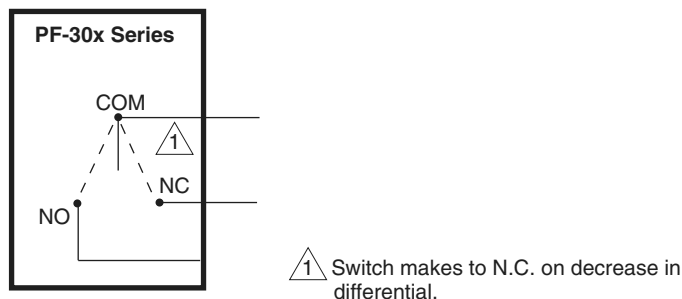


Figure 1 Switch Action and Typical Connections for PF-305 Switch.



Model No.	Com Term	N.C. Term (CCW)	N.O. Term (CW)
MF40-6043	24N	Orange	Violet
MF41-6153			
MF41-6343	24H	Red	White
MF40-7173			
MF51-7103*	24H	Blue	Yellow/Black
MF61-7203*			
MF4D-6043-100	24H	Yellow/Black	Blue
MF4D-6083-100			
MF4E-60430-100	24H	Yellow/Black	Blue
MF4E-60830-100			
MF40-7043	24H	Yellow	Blue
MF41-7073			
MF41-7153			

*Linear actuator Blue retracts, Yellow/Black extends.
 For complete wiring details for these actuators, refer to their general instructions document.

Figure 2 Switch Action and Typical Connections for PF-30x With Other Actuators.