



## GROOVED FIRE PRODUCTS

Price Sheet SPF.GRFP-10.18 | Effective: October 8, 2018 | Cancels Price Sheet SPF.GRFP-9.18 of September 4, 2018

**FOR THE MOST CURRENT PRODUCT / PRICING INFORMATION ON ANVIL PRODUCTS,  
PLEASE VISIT OUR WEBSITE AT [WWW.ANVILINTL.COM](http://WWW.ANVILINTL.COM)**

### FREIGHT ALLOWANCE:

All prices are F.O.B. point of shipment. On shipments weighing 2,500 pounds or more, rail freight or motor freight at the lowest published rate, is allowed to all continental U.S. rail points or all U.S. highway points listed in published tariffs (Alaska and Hawaii excluded). In no case will more than actual freight be allowed.

### NOTE:

- All orders are accepted on the basis of prices in effect at the time of shipment.
- Prices apply only to Standard Sizes as listed in catalogs.
- On orders received for cartoned items in less than "carton (not container) quantities, "we reserve the right to adjust to the next carton quantity above the number of pieces shown on the order.

### NOTICE:

To the prices and terms quoted, there will be added any manufacturers or sales tax payable on the transaction under any effective statute.

### GENERAL

- UPC numbers are available upon request.
- To obtain current ISO certifications, listings, and other approvals, visit Anvil's website at [www.anvilintl.com](http://www.anvilintl.com).
- Pricing is subject to change without notice. Go to Anvil's website for the most current list price information, or contact your local Anvil representative.

### LOSS OR DAMAGE CLAIMS:

All goods are shipped at buyer's risk. Shipments should be carefully examined upon delivery and before the carrier's delivery receipt is signed. If any loss or damage is evident, the buyer should make an appropriate notation on the delivery receipt and insist that the carrier's driver initial such exception. The contents of all packages should be carefully examined for concealed damage as soon as possible after delivery, so that the carrier can be requested, within 48 hours after delivery, to arrange for prompt inspection of the damaged goods.

**NORTHERN REGION  
CUSTOMER SERVICE CENTER  
800-301-2701**

**SOUTHERN REGION  
CUSTOMER SERVICE CENTER  
800-451-4414**

[www.anvilintl.com](http://www.anvilintl.com)

## 1. CONTROLLING PROVISIONS:

These terms and conditions shall control with respect to any purchase order or sale of Seller's products. No waiver, alteration or modification of these terms and conditions whether on Buyer's purchase order or otherwise shall be valid unless the waiver, alteration or modification is specifically accepted in writing and signed by an authorized representative of Seller.

## 2. DELIVERY:

Seller will make every effort to complete delivery of products as indicated on Seller's acceptance of an order, but Seller assumes no responsibility or liability, and will accept no backcharge, for loss or damage due to delay or inability to deliver caused by acts of God, war, labor difficulties, accident, delays of carriers, by contractors or suppliers, inability to obtain materials, shortages of fuel and energy, or any other causes of any kind whatever beyond the control of Seller. Seller may terminate any contract of sale of its products without liability of any nature, by written notice to Buyer, in the event that the delay in delivery or performance resulting from any of the aforesaid causes shall continue for a period of sixty (60) days. Under no circumstances shall Seller be liable for any special or consequential damages or for loss, damage, or expense (whether or not based on negligence) directly or indirectly arising from delays or failure to give notice of delay.

## 3. WARRANTY:

Seller warrants for one year from the date of shipment Seller's manufactured products to the extent that Seller will replace those having defects in material or workmanship when used for the purpose and in the manner which Seller recommends. If Seller examination shall disclose to its satisfaction that the products are defective, and an adjustment is required, the amount of such adjustment shall not exceed the net sales price of the defective products only and no allowance will be made for labor or expense of repairing or replacing defective products or workmanship of damage resulting from the same. Seller warrants the products which it sells of other manufacturers to the extent of the warranties of their respective makers. Where engineering design or fabrication work is supplied. Buyer's acceptance of Seller's design or of delivery of work shall relieve Seller of all further obligation, other than expressed in Seller's product warranty. THIS IS SELLER'S SOLE WARRANTY. SELLER MAKES NO OTHER WARRANTY OF ANY KIND, EXPRESSED OR IMPLIED AND ALL IMPLIED WARRANTIES OF MERCHANTABILITY AND FOR A PARTICULAR PURPOSE WHICH EXCEED SELLER'S AFORESTATED OBLIGATION ARE HEREBY DISCLAIMED BY SELLER AND EXCLUDED FROM THIS WARRANTY. Seller neither assumes, nor authorizes any person to assume for it, any other obligation in connection with the sale of its engineering designs or products. This warranty shall not apply to any products or parts of products which (a) have been repaired or altered outside of Seller's factory, in any manner; (b) have been subjected to misuse, negligence or accidents; (c) have been used in a manner contrary to Seller's instructions or recommendations. Seller shall not be responsible for design errors due to inaccurate or incomplete information supplied by Buyer or its representatives.

## 4. SELLER'S LIABILITY:

Seller will not be liable for any loss, damage, cost of repairs, incidental or consequential damages of any kind, whether based upon warranty (except for the obligation accepted by Seller under "Warranty" above), contract or negligence, arising in connection with the design, manufacture, sale, use or repair of the products or of the engineering designs supplied to Buyer.

## 5. RETURNS:

Seller cannot accept return of any products unless its written permission has been first obtained, in which case same will be credited subject to the following (a) All material returned must, on its arrival at Seller's Plant, be found to be in first-class condition; if not, cost of putting in saleable condition will be deducted from credit memoranda; (b) A handling charge deduction of twenty percent (20%) will be made from all credit memoranda issued for material

returned; (c) Transportation charges, if not prepaid will be deducted from credit memoranda.

## 6. SHIPMENTS:

All products sent out will be carefully examined, counted and packed. The cost of any special packing or special handling caused by Buyer's requirements or requests shall be added to the amount of the order. No claim for shortages will be allowed unless made in writing within ten (10) days of receipt of a shipment.

Claims for products damaged or lost in transit should be made on the carrier, as Seller's responsibility ceases, and title passes, on delivery to the carrier.

## 7. SPECIAL PRODUCTS:

Orders covering special or nonstandard products are not subject to cancellation except on such terms as Seller may specify on application.

## 8. PRICES AND DESIGNS:

Prices and designs are subject to change without notice. All prices are F.O.B. Point of shipment, unless otherwise stated.

## 9. TAXES:

The amount of any sales, excise or other taxes, if any, applicable to the products covered by this order, shall be paid by Buyer unless Buyer provides Seller with an exemption certificate acceptance to the taxing authorities.

## 10. NUCLEAR PLANTS:

Where the products, engineering design or fabrication is for nuclear plant applications. Buyer agrees (a) to take all necessary steps to add Seller as an insured under the American Nuclear Insurers' (ANI) pool and under the Mutual Atomic Energy Reinsurance Pool (MAERP) for property damage and liability insurance and if necessary steps could have been taken, but are not taken, Buyer shall hold Seller harmless against all such losses which could have been thus covered (b) Buyer agrees to hold Seller harmless with respect to any personal injury (or death), property damage or other loss in a nuclear incident which is caused directly or indirectly by defective design, material, workmanship furnished by Seller (or which could be so covered but with respect to which Buyer has elected to self-insure), and further agrees to waive subrogation by its carriers of such insurance against Seller, and (c) as to nuclear hazards for which Buyer cannot obtain insurance coverage, the liability of Seller for any personal injury (or death), property damage or other loss directly caused by defective design, material, or workmanship furnished by Seller shall not exceed the value at the time of the loss occurrence.

## 11. MINIMUM INVOICE:

Domestic: \$100 plus transportation.  
International: \$500 plus transportation.

## 12. TERMS:

Cash, net 30 days unless otherwise specified.

NOTE: All orders are accepted on the basis of prices in effect at the time of shipment.

NOTICE: The prices and terms quoted, there will be added any manufacturers or sales tax payable on the transaction under any effective statute.

FREIGHT ALLOWANCE: All prices are F.O.B. point of shipment. On shipments weighing 2,500 pounds or more, rail freight or motor freight at the lowest published rate, is allowed to all continental U.S. rail points or all U.S. highway points listed in published tariffs (Alaska and Hawaii excluded). In no case will more than actual freight be allowed. Shipments (weighing less than 2,500 pounds) will be shipped prepaid. The buyer will be invoiced for freight costs at the applicable published class, exception or commodity rate(s) or charge(s). Anvil reserves the right to select the carrier for all shipments.

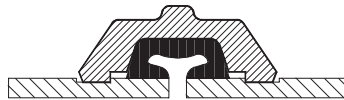
## Approvals

**For current certifications, listings and other approvals,  
visit Anvil's website at [www.anvilintl.com](http://www.anvilintl.com)**

### Standard Gaskets - Your order must specify gasket grade

GRADE	TEMPERATURE RANGE	COMPOUND (COLOR STRIPE)	GENERAL SERVICE APPLICATION
E (type A)	Ambient -40°F to +150°F (-40°C to +66°C)	EPDM (Purple)	Applicable for wet and dry (oil free air) sprinkler services.
E	-40°F to +230°F (-40°C to +110°C)	EPDM (Green)	Water, dilute acids, alkalizes, salts, and many chemical services not involving hydrocarbons, oils or gases. Excellent oxidation resistance. NOT FOR USE WITH HYDROCARBONS.
EP	-40°F to +250°F	EPDM (Green and Red)	Water, dilute acids, alkalizes, salts, and many chemical services not involving hydrocarbons, oils or gases. Excellent oxidation resistance. NOT FOR USE WITH HYDROCARBONS.

Standard Gasket



Flush Gasket



## Bolts / Nuts

U-Bolts	Carbon steel SAE grade 2. Zinc electroplated to ASTM A-164.
Oval Neck Track Head Bolts	Heat-treated to conform to ASTM A-183 minimum tensile strength 110,000 PSI with yield point of 80,000 PSI. Zinc electroplated to ASTM A-164.
Heavy Hex Nuts	SAE J995 Grade 2 or ASTM A536 Grade "A" or "B". Zinc Electroplated to ASTM A-164.
Hex Flange Lock Nuts	Carbon steel per ASTM A-194. Zinc electroplates to ASTM A-164.

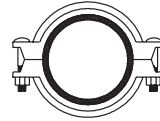
## Housings & Fittings

ASTM A-536	All ductile iron housings and fittings meet or exceed material conforming to ASTM A-536.
ASTM A-53 or A-135	All segmentally welded fittings std weight except E-9 and K-9 is SCH 10.
ASTM 234 WPB/ASA B16.9 ASTM A53 or A135	Forged Steel Fittings.
ASTM A-312/A-312M	Stainless steel fittings grade TP304L or TP316L.
ANSI/ASME	All MT-1 mechanical tees are NPT standard conforming to ANSI-ASME B1.20.1.
BS 21	All MT-8 mechanical tees are British parallel joining threads.
Finish	All grooved coupling housings and fittings are finished with a rust inhibiting orange paint. Hot dipped galvanizing per ASTM A-153 is also available upon request.
ASME/ANSI B16.1	F-3 grooved flange adapter drilling conforms to ASME/ANSI B16.1 for class 125 cast iron flanges.

## Table of Contents

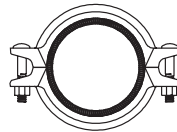
<b>Terms and Conditions</b> .....	<b>2</b>
<b>Approvals, Gasket Material, Bolts / Nuts, Housing &amp; Fittings</b> .....	<b>3</b>
<b>Couplings / Flange Adapter</b> .....	<b>5-7</b>
C-1 Flexible Couplings .....	5
C-3 LW Flexible Couplings .....	5
C-4 Rigid Couplings .....	5
RC-2 Reducing Coupling .....	6
F-3 Grooved Flange Adapter .....	6
<b>Fittings for Fire Protection (Short Body Fittings)</b> .....	<b>7</b>
SE-1 90° Elbow .....	7
ST-1 Straight Tee .....	7
<b>Fittings for Grooved-End Pipe</b> .....	<b>8-15</b>
E-1 90° Elbow .....	8
E-2 45° Elbow .....	8
E-3 22½° Elbow .....	9
E-4 11¼° Elbow .....	9
E-9 90° Drain Elbow .....	9
K-9 Drain Cap .....	9
SE-5 90° Reducing Elbow (Groove x Thread) .....	10
SK-1 Cap .....	10
F-2 Flange Nipple ANSI 150 .....	11
X-1 Steel Cross .....	11
T-1 Straight Tee .....	11
T-2 Reducing Tee .....	12
T-3 Reducing Tee (Threaded Branch) .....	13
R-1 Concentric Reducer .....	14
R-2 Eccentric Reducer .....	15
R-3 Concentric Reducer (Groove x Thread) .....	15
<b>Mechanical Branch Tees</b> .....	<b>16-17</b>
MT-1 Threaded Mechanical Branch Tee .....	16
MT-2 Grooved Mechanical Branch Tee .....	16
MT-30 Threaded Mechanical Branch Tee .....	17
<b>Spare Parts / Lubricants</b> .....	<b>18</b>
Bolts and Nuts .....	18
Gaskets .....	18
Lubricants .....	18

## Couplings / Flange Adapter

**FIG. C-1 / C-3 (AMBIENT)  
LW FLEXIBLE COUPLINGS**


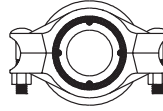
NOMINAL SIZE (INCHES)	NOMINAL SIZE (MM)	WEIGHT EACH (LBS)	PLATED NUT AND BOLT ONLY		COUPLINGS COMPLETE				QUANTITY FOR "A" GASKET ONLY	
					"A" GASKET		FLUSH "E" GASKET			
					NO.	SIZE (INCHES)	PAINTED	GALV.		
1¼	32	1.25	2	¾ x 2	<input type="checkbox"/> \$17.31	\$21.16	\$21.16	\$24.37	45	1,620
1½	40	1.46	2	¾ x 2	\$17.95	\$21.80	\$21.80	\$25.01	45	1,620
2	50	1.45	2	¾ x 2¼	\$21.16	<input type="checkbox"/> \$23.73	<input type="checkbox"/> \$23.09	\$27.58	42	1,512
2½	65	1.98	2	¾ x 2¼	\$22.45	\$26.94	\$25.01	\$31.43	28	1,008
3	80	2.58	2	¾ x 2½	\$25.65	\$31.43	\$31.43	\$35.92	20	720
4	100	4.14	2	½ x 2¾	\$33.99	\$41.04	\$38.48	\$46.82	10	360
6	150	7.00	2	⅝ x 3¼	\$57.72	\$68.62	\$66.69	\$80.81	6	216
8	200	13.00	2	⅝ x 4¼	\$98.76	\$118.65	\$112.87	\$135.96	1	70
10 (C-1)	250	21.50	2	⅞ x 5½	\$365.54	\$454.04	POA	POA	1	27
12 (C-1)	300	27.36	2	⅞ x 5½	\$445.06	\$552.81	POA	POA	1	22

 — Sold in box only

**FIG. C-4 (AMBIENT)  
RIGID COUPLINGS**


NOMINAL SIZE (INCHES)	NOMINAL SIZE (MM)	WEIGHT EACH (LBS)	PLATED NUT AND BOLT ONLY		COUPLINGS COMPLETE				QUANTITY FOR "A" GASKET ONLY	
					"A" GASKET		FLUSH "E" GASKET			
					NO.	SIZE (INCHES)	PAINTED	GALV.		
1¼	32	1.37	2	¾ x 2	<input type="checkbox"/> \$17.31	\$21.16	<input type="checkbox"/> \$21.16	\$24.37	40	1,440
1½	40	1.49	2	¾ x 2	<input type="checkbox"/> \$17.95	\$21.80	<input type="checkbox"/> \$21.80	\$25.01	40	1,440
2	50	1.73	2	¾ x 2¼	<input type="checkbox"/> \$20.53	\$23.73	<input type="checkbox"/> \$23.09	\$27.58	30	1,080
2½	65	2.03	2	¾ x 2½	<input type="checkbox"/> \$21.80	\$26.94	<input type="checkbox"/> \$25.01	\$31.43	28	1,008
3	80	2.41	2	¾ x 2½	\$25.65	\$31.43	\$31.43	\$35.92	20	720
4	100	3.10	2	¾ x 2½	\$33.99	\$40.40	\$38.48	\$46.82	10	360
5	125	5.15	2	½ x 3	\$55.79	\$67.34	-	-	7	252
6	150	5.84	2	½ x 3	\$57.72	\$68.62	\$66.69	\$80.81	6	216
8	200	10.82	2	⅝ x 3½	\$98.76	\$118.65	\$112.87	\$135.96	1	80
10	250	21.50	2	⅞ x 5	\$292.44	\$350.15	-	-	1	27
12	300	27.36	2	⅞ x 5½	\$358.49	\$429.67	-	-	1	22

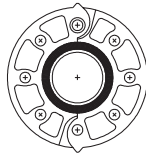
## Couplings / Flange Adapter

**FIG. RC-2  
REDUCING COUPLING**


NOMINAL SIZE (INCHES)	NOMINAL SIZE (MM)	WEIGHT EACH (LBS)	PLATED NUT AND BOLT ONLY		COUPLINGS COMPLETE WITH "E" GASKET		QUANTITY	
			NO.	SIZE (INCHES)	PAINTED	GALV.	BOX	CRATE
2 x 1½	50 x 40	2.90	2	¾ x 2	<input type="checkbox"/> \$41.04	\$60.93	24	864
2½ x 2	65 x 50	3.41	2	¾ x 2	<input type="checkbox"/> \$53.87	\$79.52	18	648
3 x 2	80 x 50	4.23	2	½ x 2¾	<input type="checkbox"/> \$60.93	\$91.07	16	576
3 x 2½	80 x 65	3.79	2	½ x 2¾	<input type="checkbox"/> \$52.59	\$76.96	16	576
4 x 2	100 x 50	7.07	2	½ x 2¾	<input type="checkbox"/> \$96.20	\$142.37	8	288
4 x 2½	100 x 65	6.98	2	½ x 2¾	<input type="checkbox"/> \$85.29	\$126.34	8	288
4 x 3	100 x 80	6.50	2	½ x 2¾	<input type="checkbox"/> \$80.81	\$119.92	8	288
5 x 4	125 x 100	11.40	2	5/8 x 3¼	POA	POA	1	0
6 x 4	150 x 100	12.99	2	5/8 x 3¼	\$162.89	\$242.41	4	144
8 x 6	200 x 150	17.77	2	7/8 x 5	\$243.06	\$363.62	1	70

Note: Not recommended for Vacuum Service

 — Sold in box only

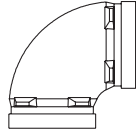
**FIG. F-3  
GROOVED FLANGE ADAPTER**


NOMINAL SIZE (INCHES)	NOMINAL SIZE (MM)	WEIGHT EACH (LBS)	COMPLETE WITH EPDM GASKET		QUANTITY	
			PAINTED	GALV.	BOX	CRATE
2	50	3.20	<input type="checkbox"/> \$64.77	\$91.07	12	432
2½	65	4.60	<input type="checkbox"/> \$70.54	\$99.41	10	360
3	80	5.70	<input type="checkbox"/> \$117.36	\$187.90	10	360
4	100	7.90	<input type="checkbox"/> \$148.79	\$244.33	8	288
5	125	9.20	\$265.50	\$420.70	6	216
6	150	10.00	\$194.32	\$340.53	1	120
8	200	15.70	\$251.39	\$423.90	1	80
10	250	17.04	\$674.65	\$942.71	1	40
12	300	69.00	\$1,251.17	\$1,762.94	1	40

 — Sold in box only

## Fittings for Grooved-End Pipe (Short Body)

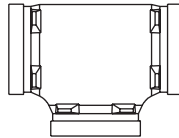
**FIG. SE-1**  
**90° ELBOW**



NOMINAL SIZE (INCHES)	NOMINAL SIZE (MM)	WEIGHT EACH (LBS)	PRICE EACH		QUANTITY	
			PAINTED	GALV.	BOX	CRATE
2	50	1.32	<input type="checkbox"/> \$22.45	\$26.94	32	1,152
2½	65	2.14	<input type="checkbox"/> \$31.43	\$37.19	18	648
3	80	3.60	\$41.69	\$50.02	10	360
4	100	5.78	\$55.79	\$66.69	6	216
6	150	11.78	\$167.38	\$200.09	2	72
8	200	21.10	\$320.65	\$384.14	1	18

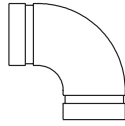
— Sold in box only

**FIG. ST-1**  
**STRAIGHT TEE**



NOMINAL SIZE (INCHES)	NOMINAL SIZE (MM)	WEIGHT EACH (LBS)	PRICE EACH		QUANTITY	
			PAINTED	GALV.	BOX	CRATE
2	50	1.90	\$34.63	\$41.04	18	648
2½	65	4.60	\$48.10	\$57.08	12	432
3	80	6.90	\$66.69	\$80.81	6	216
4	100	10.90	\$101.32	\$121.85	4	144
6	150	25.00	\$253.32	\$304.62	1	36
8	200	42.10	\$566.27	\$679.14	1	14

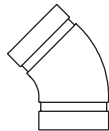
## Fittings for Grooved-End Pipe



**FIG. E-1**  
**90° ELBOW (DUCTILE IRON)**

NOMINAL SIZE (INCHES)	NOMINAL SIZE (MM)	WEIGHT EACH (LBS)	PRICE EACH		QUANTITY	
			PAINTED	GALV.	BOX	CRATE
1¼	32	0.85	☐ \$21.80	\$25.01	60	2,160
1½	40	0.90	☐ \$21.80	\$25.01	50	1,800
2	50	1.55	☐ \$22.45	\$26.29	28	1,008
2½	65	2.90	☐ \$32.07	\$37.84	15	540
3	80	4.22	☐ \$45.53	\$53.87	9	324
4	100	6.67	\$62.84	\$75.03	4	144
5	125	11.94	\$173.15	\$207.78	2	72
6	150	17.50	\$171.23	\$205.22	2	72
8	200	32.20	\$340.53	\$409.15	1	15
10	250	54.11	\$1,005.55	\$1,207.57	1	8
12	300	70.00	\$1,675.72	\$2,011.12	1	4

☐ — Sold in box only



**FIG. E-2**  
**45° ELBOW (DUCTILE IRON)**

NOMINAL SIZE (INCHES)	NOMINAL SIZE (MM)	WEIGHT EACH (LBS)	PRICE EACH		QUANTITY	
			PAINTED	GALV.	BOX	CRATE
1¼	32	0.59	\$20.53	\$30.78	90	3,240
1½	40	0.78	☐ \$21.80	\$30.78	60	2,160
2	50	1.02	☐ \$23.73	\$33.99	36	1,296
2½	65	1.80	☐ \$32.07	\$47.45	24	864
3	80	2.79	\$42.97	\$66.69	12	432
4	100	4.90	\$60.93	\$89.78	8	288
5	125	11.32	\$171.23	\$248.82	2	72
6	150	11.55	\$167.38	\$272.56	2	72
8	200	17.90	\$331.55	\$513.04	1	36
10	250	30.00	\$944.00	\$1,609.03	1	12
12	300	40.40	\$1,257.59	\$2,216.97	1	4

☐ — Sold in box only

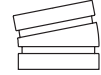


## Fittings for Grooved-End Pipe

**FIG. E-3\***  
**22½° ELBOW**

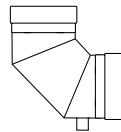

NOMINAL PIPE SIZE (INCHES)	NOMINAL SIZE (MM)	WEIGHT EACH (LBS)	PRICE EACH	
			PAINTED	GALV.
1¼	32	0.80	\$155.84	\$203.29
1½	40	0.70	\$155.84	\$203.29
2	50	1.60	\$155.84	\$203.29
2½	65	2.10	\$155.84	\$203.29
3	80	3.10	\$184.69	\$276.40
4	100	5.40	\$246.91	\$368.75
5	125	7.80	\$629.11	\$942.71
6	150	8.30	\$694.53	\$1,037.62
8	200	17.90	\$1,453.19	\$2,171.44
10	250	30.00	\$2,495.30	\$3,259.09
12	300	40.40	\$3,371.31	\$4,163.32

\* Segmentally welded.

**FIG. E-4\***  
**11¼° ELBOW**


NOMINAL PIPE SIZE (INCHES)	NOMINAL SIZE (MM)	WEIGHT EACH (LBS)	PRICE EACH	
			PAINTED	GALV.
1¼	32	0.50	\$159.69	\$203.29
1½	40	0.70	\$159.69	\$203.29
2	50	0.90	\$181.49	\$282.81
2½	65	1.50	\$181.49	\$282.81
3	80	2.00	\$184.69	\$282.81
4	100	3.30	\$246.91	\$368.75
5	125	5.00	\$629.11	\$939.51
6	150	6.50	\$694.53	\$3,296.28
8	200	10.00	\$1,453.19	\$1,249.90
10	250	14.50	\$2,495.30	\$2,190.68
12	300	29.30	\$3,371.95	\$4,163.32

\* Segmentally welded.

**FIG. E-9**  
**90° DRAIN ELBOW**


NOMINAL PIPE SIZE (INCHES)	NOMINAL SIZE (MM)	WEIGHT EACH (LBS)	PRICE EACH	
			PAINTED	GALV.
1¼	32	1.87	\$175.71	\$262.30
1½	40	2.13	\$175.71	\$262.30
2	50	2.76	\$175.71	\$262.30
2½	65	4.33	\$175.71	\$262.30
3	80	5.60	\$191.10	\$285.38
4	100	8.80	\$215.48	\$321.29
5	125	12.80	\$307.82	\$457.89
6	150	18.77	\$337.96	\$504.06
8	200	32.64	\$508.55	\$759.95
10	250	48.50	\$1,191.53	\$1,780.89
12	300	66.00	\$1,832.83	\$2,740.28

List pricing above is for 1" pol (standard).

E-9 is also available in ¾" and ½" at same list price as 1" pol.

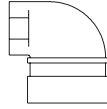
**FIG. K-9**  
**DRAIN CAP**


NOMINAL PIPE SIZE (INCHES)	NOMINAL SIZE (MM)	WEIGHT EACH (LBS)	PRICE EACH	
			PAINTED	GALV.
1¼	32	0.71	\$84.66	\$119.92
1½	40	0.76	\$84.66	\$119.92
2	50	0.83	\$84.66	\$119.92
2½	65	1.06	\$84.66	\$119.92
3	80	1.27	\$100.68	\$140.45
4	100	2.92	\$104.53	\$148.14
5	125	3.40	\$200.73	\$282.17
6	150	4.02	\$169.30	\$238.57
8	200	6.66	\$200.73	\$282.17

List pricing above is for 1" pol (standard).

E-9 is also available in ¾" and ½" at same list price as 1" pol.

## Fittings for Grooved-End Pipe

**FIG. SE-5  
 REDUCING 90° ELBOW  
 GROOVE X THREAD**


NOMINAL SIZE (INCHES)		WEIGHT EACH (LBS)	PRICE EACH		QUANTITY	
			PAINTED		BOX	CRATE
1¼	x ½	0.50	<input type="checkbox"/> \$119.92		80	2,880
	x ¾	0.54	<input type="checkbox"/> \$119.92		80	2,880
	x 1	0.60	<input type="checkbox"/> \$119.92		80	2,880
1½	x ½	0.63	<input type="checkbox"/> \$119.92		80	2,880
	x ¾	0.70	<input type="checkbox"/> \$119.92		80	2,880
	x 1	0.80	<input type="checkbox"/> \$119.92		80	2,880
2	x ½	0.84	<input type="checkbox"/> \$125.06		50	1,800
	x ¾	0.93	<input type="checkbox"/> \$131.47		50	1,800
	x 1	1.04	<input type="checkbox"/> \$131.47		50	1,800
2½	x ½	1.18	<input type="checkbox"/> \$126.97		36	1,296
	x ¾	1.30	<input type="checkbox"/> \$143.01		36	1,296
	x 1	1.50	<input type="checkbox"/> \$143.01		36	1,296
3	x ¾	2.20	<input type="checkbox"/> \$171.23		24	864
	x 1	2.50	<input type="checkbox"/> \$171.23		24	864

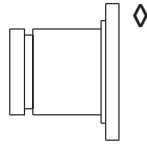
 — Sold in box only

**FIG. SK-1  
 CAP**


NOMINAL SIZE (INCHES)	NOMINAL SIZE (MM)	WEIGHT EACH (LBS)	PRICE EACH		QUANTITY	
			PAINTED	GALV.	BOX	CRATE
1¼	32	0.31	\$8.98	\$11.54	180	6,480
1½	40	0.39	\$11.54	\$14.11	150	5,400
2	50	0.54	\$12.83	\$14.75	100	3,600
2½	65	0.75	\$14.75	\$18.60	70	2,520
3	80	1.23	\$19.24	\$23.09	45	1,620
4	100	1.96	\$27.58	\$34.63	25	900
5	125	4.60	\$74.39	\$94.27	12	432
6	150	4.58	\$79.52	\$89.14	1	0
8	200	6.00	\$121.21	\$144.30	6	216
10 *	250	21.00	\$259.73	\$384.78	1	70
12 *	300	35.50	\$420.06	\$618.86	1	50

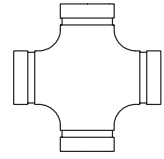
\* Sizes 10" and 12" are FIG. K-1 Design

## Fittings for Grooved-End Pipe

**FIG. F-2\***  
**FLANGE NIPPLE ANSI 150**


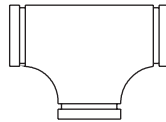
NOMINAL SIZE (INCHES)	NOMINAL SIZE (MM)	WEIGHT EACH (LBS)	PRICE EACH	
			PAINTED	GALV.
2	50	6.20	\$534.84	\$801.63
2½	65	9.90	\$940.79	\$946.56
3	80	11.00	\$988.24	\$1,022.23
4	100	47.00	\$1,171.02	\$1,750.75
5	125	40.00	\$1,410.86	\$1,740.49
6	150	50.00	\$1,476.92	\$2,073.32
8	200	60.00	\$1,847.58	\$2,760.15
10	250	60.00	\$2,893.55	\$4,327.49
12	300	91.00	\$3,959.38	\$5,920.49

\* Segmentally welded.  
 ◊ Flange portion is 150# steel.  
 Larger sizes available upon request.

**FIG. X-1\***  
**STEEL CROSS**


NOMINAL SIZE (INCHES)	NOMINAL SIZE (MM)	WEIGHT EACH (LBS)	PRICE EACH	
			PAINTED	GALV.
1¼	32	2.00	\$574.61	\$767.64
1½	40	2.20	\$574.61	\$767.64
2	50	2.80	\$574.61	\$713.13
2½	65	3.30	\$574.61	\$713.13
3	80	4.50	\$727.88	\$899.75
4	100	6.60	\$1,224.88	\$1,502.57
5	125	9.30	\$2,501.71	\$3,003.85
6	150	14.50	\$3,199.45	\$3,884.35
8	200	28.50	\$4,197.95	\$5,216.33
10	250	40.50	\$7,222.96	\$8,892.27
12	300	57.00	\$10,422.41	\$12,925.41

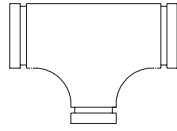
\* Segmentally welded steel.

**FIG. T-1**  
**STRAIGHT TEE (DUCTILE IRON)**


NOMINAL SIZE (INCHES)	NOMINAL SIZE (MM)	WEIGHT EACH (LBS)	PRICE EACH		QUANTITY	
			PAINTED	GALV.	BOX	CRATE
1¼	32	1.40	□ 25.65	\$41.04	40	1,440
1½	40	1.46	□ 25.65	\$41.04	35	1,260
2	50	2.18	□ 37.84	\$56.43	18	648
2½	65	3.30	□ 51.30	\$76.96	9	324
3	80	6.41	□ 68.62	\$121.21	5	180
4	100	9.92	\$107.73	\$171.23	2	72
5	125	17.93	\$305.26	\$443.14	1	36
6	150	22.00	\$285.38	\$474.56	1	36
8	200	42.10	\$615.01	\$903.60	1	12
10	250	72.73	\$1,414.71	\$2,095.76	1	8
12	300	91.00	\$2,408.09	\$3,682.99	1	4

□ — Sold in box only

## Fittings for Grooved-End Pipe

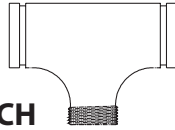

**FIG. T-2**  
**REDUCING TEE**
**CONTINUED**

NOMINAL SIZE (INCHES)	NOMINAL SIZE (MM)	WEIGHT EACH (LBS)	PRICE EACH		
			PAINTED	GALV.	
2 x 2	x 1*	50 x 50 x 25	2.60	\$434.80	\$513.04
	x 1¼	50 x 50 x 32	3.00	\$434.80	\$513.04
	x 1½	50 x 50 x 40	3.00	\$434.80	\$513.04
2½ x 2½	x 1	65 x 65 x 25	4.40	\$434.80	\$513.04
	x 1¼	65 x 65 x 32	4.40	\$434.80	\$513.04
	x 1½	65 x 65 x 40	4.40	\$434.80	\$516.25
	x 2*	65 x 65 x 50	4.40	\$434.80	\$516.25
3 x 3	x 1	80 x 80 x 25	6.05	\$468.79	\$572.68
	x 1¼	80 x 80 x 32	6.05	\$468.79	\$572.68
	x 1½	80 x 80 x 40	6.05	\$468.79	\$572.68
	x 2	80 x 80 x 50	6.05	\$468.79	\$572.68
	x 2½*	80 x 80 x 65	6.05	\$468.79	\$572.68
4 x 4	x 1	100 x 100 x 25	10.98	\$518.17	\$645.15
	x 1¼	100 x 100 x 32	10.98	\$518.17	\$645.15
	x 1½	100 x 100 x 40	10.98	\$518.17	\$645.15
	x 2	100 x 100 x 50	10.98	\$518.17	\$645.15
	x 2½*	100 x 100 x 65	12.28	\$518.17	\$645.15
5 x 5	x 3*	100 x 100 x 80	11.99	\$518.17	\$645.15
	x 1	125 x 125 x 25	13.95	\$1,111.37	\$1,398.67
	x 1¼	125 x 125 x 32	13.95	\$1,111.37	\$1,398.67
	x 1½	125 x 125 x 40	13.95	\$1,111.37	\$1,398.67
	x 2	125 x 125 x 50	13.95	\$1,111.37	\$1,398.67
	x 2½	125 x 125 x 65	13.95	\$1,111.37	\$1,398.67
	x 3	125 x 125 x 80	13.95	\$1,111.37	\$1,398.67
6 x 6	x 4	125 x 125 x 100	13.95	\$1,111.37	\$1,398.67
	x 1	150 x 150 x 25	25.25	\$1,222.96	\$1,600.69
	x 1¼	150 x 150 x 32	25.25	\$1,222.96	\$1,600.69
	x 1½	150 x 150 x 40	25.25	\$1,222.96	\$1,600.69
	x 2*	150 x 150 x 50	23.54	\$1,222.96	\$1,600.69
	x 2½*	150 x 150 x 65	22.79	\$1,222.96	\$1,600.69
	x 3*	150 x 150 x 80	24.95	\$1,222.96	\$1,600.69
	x 4*	150 x 150 x 100	24.20	\$1,222.96	\$1,600.69
8 x 8	x 5*	150 x 150 x 125	25.39	\$1,222.96	\$1,600.69
	x 1½	200 x 200 x 40	42.16	\$1,766.79	\$2,138.09
	x 2	200 x 200 x 50	42.16	\$1,766.79	\$2,218.26
	x 2½	200 x 200 x 65	42.16	\$1,766.79	\$2,200.30
	x 3	200 x 200 x 80	42.16	\$1,766.79	\$2,262.50
	x 4*	200 x 200 x 100	41.54	\$2,553.01	\$3,282.82
	x 5	200 x 200 x 125	24.80	\$2,553.01	\$3,306.55
	x 6*	200 x 200 x 150	39.51	\$2,553.01	\$3,318.73

NOMINAL SIZE (INCHES)	NOMINAL SIZE (MM)	WEIGHT EACH (LBS)	PRICE EACH		
			PAINTED	GALV.	
10 x 10	x 2	250 x 250 x 50	69.25	\$3,076.32	\$3,836.26
	x 2½	250 x 250 x 65	69.25	\$3,076.32	\$3,858.70
	x 3	250 x 250 x 80	69.25	\$3,076.32	\$3,913.86
	x 4	250 x 250 x 100	69.25	\$3,214.20	\$4,090.86
	x 5	250 x 250 x 125	69.25	\$3,287.31	\$4,176.79
	x 6	250 x 250 x 150	35.60	\$3,287.31	\$4,230.02
	x 8	250 x 250 x 200	69.25	\$3,346.30	\$4,392.91
12 x 12	x 3	300 x 300 x 80	100.00	\$4,140.87	\$5,274.70
	x 4	300 x 300 x 100	101.60	\$4,437.80	\$5,672.30
	x 5	300 x 300 x 125	100.00	\$4,691.12	\$6,065.41
	x 6	300 x 300 x 150	100.00	\$4,746.91	\$6,122.49
	x 8	300 x 300 x 200	100.00	\$4,880.29	\$6,263.58
	x 10*	300 x 300 x 250	101.60	\$5,106.67	\$6,555.37

\* Ductile iron, all others segmentally welded.

## Fittings for Grooved-End Pipe



**FIG. T-3**  
**REDUCING TEE W/ THREADED BRANCH**

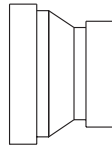
**CONTINUED**

NOMINAL SIZE (INCHES)	NOMINAL SIZE (MM)	WEIGHT EACH (LBS)	PRICE EACH		
			PAINTED	GALV.	
2 x 2	x ¾*	50 x 50 x 20	2.68	\$459.81	\$537.41
	x 1*	50 x 50 x 25	3.00	\$459.81	\$537.41
	x 1 ¼	50 x 50 x 32	3.00	\$459.81	\$537.41
	x 1 ½	50 x 50 x 40	3.00	\$459.81	\$537.41
2½ x 2½	x 1	65 x 65 x 25	4.40	\$459.81	\$537.41
	x 1¼	65 x 65 x 32	4.40	\$459.81	\$537.41
	x 1½	65 x 65 x 40	4.40	\$459.81	\$537.41
	x 2	65 x 65 x 50	4.40	\$459.81	\$537.41
3 x 3	x 1*	80 x 80 x 25	6.47	\$531.64	\$622.70
	x 1¼	80 x 80 x 32	6.05	\$531.64	\$622.70
	x 1½*	80 x 80 x 40	6.27	\$531.64	\$622.70
	x 2	80 x 80 x 50	6.05	\$531.64	\$622.70
	x 2½	80 x 80 x 65	6.05	\$531.64	\$622.70
4 x 4	x 1*	100 x 100 x 25	10.47	\$573.97	\$739.42
	x 1¼	100 x 100 x 32	10.98	\$573.97	\$739.42
	x 1½	100 x 100 x 40	10.98	\$573.97	\$739.42
	x 2	100 x 100 x 50	10.98	\$573.97	\$739.42
	x 2½	100 x 100 x 65	10.98	\$573.97	\$739.42
	x 3	100 x 100 x 80	10.98	\$573.97	\$739.42
5 x 5	x 1	125 x 125 x 25	13.95	\$1,024.79	\$1,286.45
	x 1¼	125 x 125 x 32	13.95	\$1,024.79	\$1,286.45
	x 2	125 x 125 x 50	13.95	\$1,024.79	\$1,286.45
	x 2½	125 x 125 x 65	32.95	\$1,024.79	\$1,286.45
	x 3	125 x 125 x 80	13.95	\$1,024.79	\$1,286.45
	x 4	125 x 125 x 100	13.95	\$1,024.79	\$1,286.45
6 x 6	x 1	150 x 150 x 25	25.25	\$1,440.36	\$1,787.30
	x 1¼	150 x 150 x 32	25.25	\$1,440.36	\$1,787.30
	x 1½	150 x 150 x 40	25.25	\$1,440.36	\$1,787.30
	x 2	150 x 150 x 50	25.25	\$1,440.36	\$1,787.30
	x 2½	150 x 150 x 65	26.50	\$1,440.36	\$1,787.30
	x 3	150 x 150 x 80	25.25	\$1,440.36	\$1,787.30
	x 4	150 x 150 x 100	25.25	\$1,440.36	\$1,787.30
	x 5	150 x 150 x 125	25.25	\$1,440.36	\$1,787.30
8 x 8	x 1½	200 x 200 x 40	42.16	\$1,766.79	\$2,147.72
	x 2	200 x 200 x 50	42.16	\$1,766.79	\$2,262.50
	x 2½	200 x 200 x 65	42.16	\$1,766.79	\$2,242.63
	x 3	200 x 200 x 80	42.16	\$1,766.79	\$2,262.50
	x 4	200 x 200 x 100	42.16	\$2,553.01	\$3,282.82
	x 5	200 x 200 x 125	42.16	\$2,553.01	\$3,306.55
	x 6	200 x 200 x 150	42.16	\$2,553.01	\$3,318.73

NOMINAL SIZE (INCHES)	NOMINAL SIZE (MM)	WEIGHT EACH (LBS)	PRICE EACH		
			PAINTED	GALV.	
10 x 10	x 1½	250 x 250 x 40	69.25	\$3,075.68	\$3,797.13
	x 2	250 x 250 x 50	69.25	\$3,075.68	\$3,797.13
	x 2½	250 x 250 x 65	69.25	\$3,075.68	\$3,797.13
	x 3	250 x 250 x 80	69.25	\$3,075.68	\$3,797.13
	x 4	250 x 250 x 100	69.25	\$3,287.31	\$4,230.02
	x 5	250 x 250 x 125	69.25	\$3,287.31	\$4,230.02
	x 6	250 x 250 x 150	69.25	\$3,287.31	\$4,230.02
	x 8	250 x 250 x 200	69.25	\$3,287.31	\$4,230.02
12 x 12	x 2	300 x 300 x 50	100.00	\$4,140.87	\$5,322.79
	x 2½	300 x 300 x 65	100.00	\$4,140.87	\$5,322.79
	x 3	300 x 300 x 80	100.00	\$4,140.87	\$5,322.79
	x 4	300 x 300 x 100	100.00	\$4,436.51	\$5,672.30
	x 5	300 x 300 x 125	100.00	\$4,436.51	\$6,066.06
	x 6	300 x 300 x 150	100.00	\$4,746.91	\$6,122.49
	x 8	300 x 300 x 200	100.00	\$4,880.29	\$6,263.58
	x 10	300 x 300 x 250	100.00	\$5,106.67	\$6,273.20

\* Ductile iron, all others segmentally welded.

## Fittings for Grooved-End Pipe


**FIG. R-1  
CONCENTRIC REDUCER**

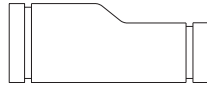
NOMINAL SIZE (INCHES)		NOMINAL SIZE (MM)	WEIGHT EACH (LBS)	PRICE EACH	
				PAINTED	GALV.
1¼	x 1	32 x 25	0.85	\$160.33	\$185.98
1½	x 1	40 x 25	0.73	\$160.33	\$185.98
	x 1¼	40 x 32	0.95	\$160.33	\$185.98
2	x 1*	50 x 25	0.80	\$160.33	\$185.98
	x 1¼*	50 x 32	0.79	\$160.33	\$185.98
	x 1½*	50 x 40	0.79	\$160.33	\$185.98
2½	x 1	65 x 25	1.50	\$160.33	\$185.98
	x 1¼	65 x 32	1.50	\$160.33	\$185.98
	x 1½	65 x 40	1.50	\$160.33	\$185.98
	x 2*	65 x 50	1.91	\$160.33	\$185.98
3	x 1	80 x 25	2.35	\$175.71	\$212.27
	x 1¼	80 x 32	2.35	\$175.71	\$212.27
	x 1½	80 x 40	2.35	\$175.71	\$212.27
	x 2*	80 x 50	1.41	\$175.71	\$212.27
	x 2½*	80 x 65	1.50	\$175.71	\$212.27
	x 3*	80 x 80	1.41	\$175.71	\$212.27
4	x 1	100 x 25	3.21	\$185.98	\$230.23
	x 1¼	100 x 32	3.21	\$185.98	\$230.23
	x 1½*	100 x 40	2.66	\$185.98	\$230.23
	x 2*	100 x 50	2.51	\$185.98	\$230.23
	x 2½	100 x 65	3.21	\$232.16	\$282.81
	x 3*	100 x 80	2.55	\$232.16	\$282.81
	x 3½	100 x 90	1.00	\$232.16	\$282.81
5	x 1	125 x 25	4.84	\$324.50	\$404.66
	x 1¼	125 x 32	4.84	\$324.50	\$404.66
	x 1½	125 x 40	4.84	\$324.50	\$404.66
	x 2	125 x 50	4.84	\$324.50	\$404.66
	x 2½	125 x 65	4.84	\$324.50	\$404.66
	x 3	125 x 80	4.84	\$324.50	\$404.66
	x 4	125 x 100	4.84	\$324.50	\$532.92
6	x 1	150 x 25	7.50	\$429.67	\$532.92
	x 1½	150 x 40	7.50	\$429.67	\$532.92
	x 2*	150 x 50	6.34	\$429.67	\$404.66
	x 2½*	150 x 65	5.10	\$429.67	\$532.92
	x 3*	150 x 80	4.29	\$429.67	\$532.92
	x 4*	150 x 100	7.50	\$429.67	\$687.48
	x 5	150 x 125	7.50	\$552.81	\$687.48
8	x 1½	200 x 40	9.07	\$767.00	\$963.24
	x 2	200 x 50	9.07	\$767.00	\$963.24
	x 2½	200 x 65	9.07	\$767.00	\$963.24
	x 3*	200 x 80	9.15	\$767.00	\$963.24
	x 4*	200 x 100	9.07	\$767.00	\$963.24
	x 5	200 x 125	9.07	\$767.00	\$963.24
	x 6*	200 x 150	9.07	\$976.06	\$1,216.55

**CONTINUED**

NOMINAL SIZE (INCHES)		NOMINAL SIZE (MM)	WEIGHT EACH (LBS)	PRICE EACH	
				PAINTED	GALV.
10	x 1½	250 x 40	16.38	POA	POA
	x 2	250 x 50	16.38	POA	POA
	x 2½	250 x 65	16.38	POA	POA
	x 3	250 x 80	16.38	POA	POA
	x 4	250 x 100	16.38	\$1,820.65	\$2,233.01
	x 5	250 x 125	16.38	\$4,008.76	\$4,554.52
	x 6	250 x 150	16.38	\$1,989.96	\$2,472.22
	x 8*	250 x 200	23.10	\$1,989.96	\$2,513.90
12	x 1	300 x 25	19.00	POA	POA
	x 2	300 x 50	19.00	POA	POA
	x 2½	300 x 65	19.00	POA	POA
	x 3	300 x 80	19.00	POA	POA
	x 4	300 x 100	19.00	\$3,564.34	\$4,190.90
	x 5	300 x 125	19.00	\$3,564.34	\$4,190.90
	x 6	300 x 150	19.00	\$3,564.34	\$4,190.90
	x 8	300 x 200	19.00	\$3,564.34	\$4,190.90
	x 10	300 x 250	19.00	\$3,564.34	\$4,190.90

\* Ductile iron  
 Segmentally welded through 4 x 3 unless \*Ductile Iron.  
 Forged Steel 5 x 1 and larger unless \*Ductile Iron.

## Fittings for Grooved-End Pipe

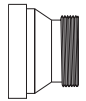
**FIG. R-2  
ECCENTRIC REDUCER**


NOMINAL SIZE (INCHES)		NOMINAL SIZE (MM)	WEIGHT EACH (LBS)	PRICE EACH	
				PAINTED	GALV.
1¼	x 1	32 x 25	1.25	\$654.13	\$763.79
1½	x 1	40 x 25	1.30	\$654.13	\$763.79
	x 1¼	40 x 32	1.30	\$640.66	\$737.50
2	x 1	50 x 25	1.40	\$722.74	\$808.68
	x 1¼	50 x 32	1.00	\$792.65	\$869.61
	x 1½	50 x 40	1.00	\$663.10	\$968.36
2½	x 1	65 x 25	1.50	\$994.02	\$763.15
	x 1¼	65 x 32	1.50	\$663.10	\$2,781.96
	x 1½	65 x 40	1.50	\$2,045.75	\$1,122.91
	x 2	65 x 50	1.50	\$663.75	\$896.53
3	x 1	80 x 25	2.35	\$2,190.68	\$1,257.59
	x 1¼	80 x 32	2.35	\$1,957.89	\$3,210.35
	x 1½	80 x 40	2.35	\$911.28	\$1,820.65
	x 2	80 x 50	2.35	\$858.70	\$2,416.41
	x 2½*	80 x 65	2.35	\$858.70	\$1,059.43
4	x 1	100 x 25	3.00	\$4,398.03	\$1,257.59
	x 1¼	100 x 32	3.21	\$4,398.03	\$5,981.40
	x 1½	100 x 40	3.21	\$2,247.76	\$5,981.40
	x 2	100 x 50	3.21	\$2,177.22	\$1,168.45
	x 2½	100 x 65	3.21	\$858.70	\$2,962.81
	x 3*	100 x 80	3.21	\$858.70	\$1,163.97
5	x 1	125 x 25	4.84	POA	POA
	x 1½	125 x 40	4.84	POA	POA
	x 2	125 x 50	4.84	\$4,154.34	\$2,927.54
	x 2½	125 x 65	4.84	\$2,111.80	\$2,245.84
	x 3	125 x 80	4.84	\$2,040.62	\$5,651.14
6	x 1	150 x 25	6.00	\$3,851.01	\$2,264.43
	x 1½	150 x 40	7.50	POA	POA
	x 2	150 x 50	7.50	\$3,512.40	\$4,162.04
	x 2½	150 x 65	7.50	\$3,902.32	POA
	x 3	150 x 80	7.50	\$2,011.12	\$3,806.76
	x 4*	150 x 100	7.50	\$1,651.35	\$4,532.70
8	x 1	200 x 25	9.07	\$3,851.01	\$2,264.43
	x 1½	200 x 40	9.07	POA	POA
	x 2	200 x 50	9.07	POA	POA
	x 2½	200 x 65	9.07	POA	POA
	x 3	200 x 80	9.07	\$4,080.59	POA
	x 4	200 x 100	9.07	\$3,566.27	\$4,299.92
	x 5	200 x 125	9.07	\$3,320.01	\$4,047.89
x 6	200 x 150	9.07	\$1,434.59	\$3,797.13	

**CONTINUED**

NOMINAL SIZE (INCHES)		NOMINAL SIZE (MM)	WEIGHT EACH (LBS)	PRICE EACH	
				PAINTED	GALV.
10	x 1½	250 x 40	16.38	POA	POA
	x 2	250 x 50	16.38	POA	POA
	x 2½	250 x 65	16.38	POA	POA
	x 3	250 x 80	16.38	POA	POA
	x 4	250 x 100	16.38	\$6,542.55	\$7,810.40
	x 5	250 x 125	16.38	\$6,162.89	\$7,219.75
	x 6	250 x 150	16.38	\$4,648.14	\$5,484.40
	x 8	250 x 200	16.38	\$3,935.02	\$4,870.03
	x 1	300 x 25	19.00	POA	POA
	x 2	300 x 50	19.00	POA	POA
12	x 2½	300 x 65	19.00	POA	POA
	x 3	300 x 80	19.00	POA	POA
	x 4	300 x 100	19.00	\$7,163.96	\$9,997.23
	x 5	300 x 125	19.00	\$5,923.05	\$8,298.42
	x 6	300 x 150	19.00	\$6,209.07	\$7,442.93
	x 8	300 x 200	19.00	\$6,050.67	\$7,208.21
	x 10	300 x 250	19.00	\$5,418.99	\$6,396.32

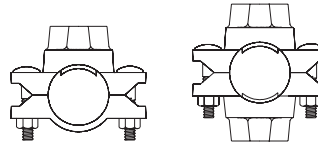
\* Ductile iron, all others segmentally welded.

**FIG. R-3  
CONCENTRIC REDUCER  
GROOVE X THREAD**


NOMINAL SIZE (INCHES)		NOMINAL SIZE (MM)	WEIGHT EACH (LBS)	PRICE EACH	
				PAINTED	GALV.
1¼	x 1	32 x 25	0.95	\$157.76	\$194.95
1½	x 1	40 x 25	0.95	\$157.76	\$194.95
	x 1¼	40 x 32	0.95	\$157.76	\$194.95
2	x 1*	50 x 25	1.00	\$157.76	\$194.95
	x 1¼*	50 x 32	1.00	\$157.76	\$194.95
	x 1½*	50 x 40	0.79	\$157.76	\$278.32
2½	x 1	65 x 25	1.50	\$235.99	\$278.32
	x 1¼	65 x 32	1.50	\$235.99	\$278.32
	x 1½	65 x 40	1.50	\$235.99	\$194.95
	x 2	65 x 50	1.50	\$157.76	\$278.32
	x 1*	80 x 25	2.35	\$173.15	\$232.79
3	x 1¼	80 x 32	2.35	\$173.15	\$232.79
	x 1½	80 x 40	2.35	\$195.60	\$232.79
	x 2*	80 x 50	2.35	\$195.60	\$232.79
	x 2½	80 x 65	2.35	\$235.99	\$278.32
	x 1*	100 x 25	3.21	\$223.82	\$293.07
4	x 1¼	100 x 32	3.21	\$223.82	\$293.07
	x 1½	100 x 40	3.21	\$236.64	\$293.07
	x 2	100 x 50	3.21	\$239.84	\$293.07
	x 2½	100 x 65	3.21	\$223.82	\$293.07
	x 3	100 x 80	3.21	\$290.51	\$346.30
5	x 4	125 x 100	4.84	\$1,677.01	\$1,815.52
6	x 1	150 x 25	6.00	\$455.96	\$557.29
	x 1¼	150 x 32	6.00	\$455.96	\$557.29
	x 1½	150 x 40	6.00	\$455.96	\$557.29
	x 2	150 x 50	7.50	\$455.96	\$557.29
	x 3	150 x 80	7.50	\$455.96	\$557.29
x 4*	150 x 125	7.50	\$455.96	\$557.29	



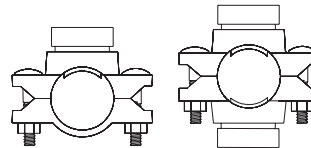
## Mechanical Branch Tees

**FIG. MT-1**  
**THREADED MECHANICAL BRANCH TEE\*\*\***


NOMINAL SIZE (INCHES)	NOMINAL SIZE (MM)	WEIGHT EACH (LBS)	PLATED NUT AND BOLT ONLY		PRICE EACH		QUANTITY		
			NO.	SIZE (INCHES)	PAINTED	GALV.	BOX	CRATE	
2	x 1	50 x 25	1.70	2	3/8 x 2	☐ \$46.49	\$68.37	22	792
	x 1 1/4	50 x 32	1.70	2	3/8 x 2	☐ \$46.49	\$68.37	22	792
	x 1 1/2	50 x 40	1.70	2	3/8 x 2	☐ \$46.49	\$68.37	22	792
2 1/2	x 1	65 x 25	3.60	2	1/2 x 2 3/4	☐ \$49.91	\$82.72	16	576
	x 1 1/4	65 x 32	3.60	2	1/2 x 2 3/4	☐ \$55.37	\$82.72	16	576
	x 1 1/2	65 x 40	3.60	2	1/2 x 2 3/4	☐ \$53.33	\$82.72	16	576
3	x 1	80 x 25	3.80	2	1/2 x 2 3/4	☐ \$58.80	\$86.82	10	360
	x 1 1/4	80 x 32	3.30	2	1/2 x 2 3/4	☐ \$60.16	\$86.82	10	360
	x 1 1/2	80 x 40	3.80	2	1/2 x 2 3/4	☐ \$60.16	\$86.82	10	360
	x 2	80 x 50	4.40	2	1/2 x 2 3/4	☐ \$67.68	\$99.13	10	360
4	x 1	100 x 25	4.15	2	1/2 x 2 3/4	☐ \$68.37	\$99.81	7	252
	x 1 1/4	100 x 32	4.36	2	1/2 x 2 3/4	☐ \$68.37	\$99.81	7	252
	x 1 1/2	100 x 40	4.60	2	1/2 x 2 3/4	☐ \$71.10	\$99.81	7	252
	x 2	100 x 50	4.80	2	1/2 x 2 3/4	☐ \$74.51	\$110.07	6	216
	x 2 1/2	100 x 65	5.40	2	1/2 x 2 3/4	☐ \$74.51	\$110.07	6	216
5	x 1 1/2	125 x 40	7.40	2	5/8 x 4	☐ \$86.82	\$127.84	4	144
	x 2	125 x 50	7.90	2	5/8 x 4	☐ \$86.82	\$127.84	4	144
	x 2 1/2	125 x 65	7.90	2	5/8 x 4	☐ \$91.61	\$135.37	4	144
6	x 1 1/2	150 x 40	7.50	2	5/8 x 4	☐ \$88.19	\$131.26	4	144
	x 2	150 x 50	8.00	2	5/8 x 4	☐ \$88.19	\$131.26	4	144
	x 2 1/2	150 x 65	8.00	2	5/8 x 4	☐ \$96.39	\$141.52	3	108

\*\*\* All MT-1 branches can be used as mechanical crosses, increase price of largest outlet by 50%.

☐ — Sold in box only

**FIG. MT-2**  
**GROOVED MECHANICAL BRANCH TEE\*\*\***


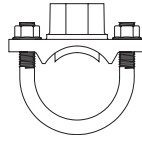
NOMINAL SIZE (INCHES)	NOMINAL SIZE (MM)	WEIGHT EACH (LBS)	PLATED NUT AND BOLT ONLY		PRICE EACH		QUANTITY		
			NO.	SIZE (INCHES)	PAINTED	GALV.	BOX	CRATE	
3	x 1 1/2	80 x 40	3.80	2	1/2 x 2 3/4	☐ \$67.68	\$86.82	10	360
	x 2	80 x 50	4.40	2	1/2 x 2 3/4	☐ \$71.10	\$99.13	10	360
4	x 1 1/2	100 x 40	4.60	2	1/2 x 2 3/4	☐ \$58.80	\$105.28	7	252
	x 2	100 x 50	4.80	2	1/2 x 2 3/4	☐ \$73.15	\$110.07	7	252
	x 2 1/2	100 x 65	5.40	2	1/2 x 2 3/4	☐ \$79.99	\$109.38	6	216
	x 3	100 x 80	7.60	2	1/2 x 3 1/4	☐ \$96.39	\$116.91	6	216
5	x 2	125 x 50	7.90	2	1/2 x 3 1/4	☐ \$96.39	\$141.52	4	144
	x 2 1/2	125 x 65	7.90	2	5/8 x 4	☐ \$96.39	\$141.52	4	144
6	x 1 1/2	150 x 40	8.00	2	5/8 x 4	☐ \$96.39	\$140.15	4	144
	x 2	150 x 50	8.00	2	5/8 x 4	☐ \$96.39	\$141.52	4	144
	x 2 1/2	150 x 65	8.00	2	5/8 x 4	☐ \$96.39	\$141.52	4	144
	x 3	150 x 80	9.70	2	5/8 x 4	☐ \$101.18	\$141.52	3	108
	x 4	150 x 100	13.60	2	5/8 x 4	☐ \$111.43	\$166.12	3	108

\*\*\* All MT-2 branches can be used as mechanical crosses, increase price of largest outlet by 50%.

☐ — Sold in box only



## Mechanical Branch Tees



**FIG. MT-30**  
**THREADED MECHANICAL BRANCH TEE**

NOMINAL SIZE (INCHES)		NOMINAL SIZE (MM)	WEIGHT EACH (LBS)	COMPLETE	QUANTITY	
				PLATED	BOX	CRATE
1¼	x ½	32x15	0.83	☐ \$22.56	50	1,800
	x ¾	32x20	0.87	☐ \$22.56	50	1,800
	x 1	32x25	1.06	☐ \$23.24	50	1,800
1½	x ½	40x15	0.64	☐ \$23.24	50	1,800
	x ¾	40x20	0.93	☐ \$23.24	50	1,800
	x 1	40x25	0.96	☐ \$23.24	50	1,800
2	x ½	50x15	0.84	☐ \$24.61	45	1,620
	x ¾	50x20	0.95	☐ \$24.61	45	1,620
	x 1	50x25	1.05	☐ \$24.61	45	1,620
2½	x ½	65x15	0.89	☐ \$27.35	40	1,440
	x ¾	65x20	0.95	☐ \$27.35	40	1,440
	x 1	65x25	1.12	☐ \$27.35	40	1,440

Note: BSPT equivalent is available as MT-90.

☐ — Sold in box only

## Spare Parts / Lubricants

### Plated Trackhead Bolts and Nuts for Couplings

BOLT AND NUT	
SIZE (INCHES)	PRICE EACH
3/8 x 2	\$23.09
3/8 x 2 1/4	\$23.09
3/8 x 2 1/2	\$33.99
1/2 x 2 3/4	\$25.65
1/2 x 3	\$23.73
1/2 x 3 1/4	POA
1/2 x 3 1/2	\$35.92
5/8 x 2 3/4	\$30.14
5/8 x 3 1/4	\$31.43
5/8 x 3 1/2	\$32.70
5/8 x 4	POA
5/8 x 4 1/4	\$41.69
3/4 x 4 1/4	\$64.77
3/4 x 4 1/2	\$64.77
7/8 x 5	\$64.77
7/8 x 5 1/2	\$76.32

### C-1, C-3, C-4 & F-3 Gaskets

NOMINAL SIZE (INCHES)	C-1, C-3, C-4 FLUSH GAP GASKET	F-3 "E" GASKET	E TYPE A GASKET
1 1/4	-	-	\$15.39
1 1/2	\$101.97	-	\$15.39
2	\$103.25	\$21.80	\$16.04
2 1/2	\$126.34	\$23.09	\$17.95
3	\$126.34	\$28.22	\$21.80
4	\$169.30	\$37.84	\$28.86
5	POA	POA	POA
6	\$305.26	\$64.77	\$50.02
8	\$315.52	\$101.97	\$76.32
10	-	\$296.92	\$223.17
12	-	\$387.34	\$290.51

### RC-2 Gaskets

NOMINAL SIZE (INCHES)	RC-2 "E" GASKET
2 x 1 1/2	\$30.14
2 1/2 x 2	\$37.84
3 x 2	\$43.60
3 x 2 1/2	\$37.84
4 x 2	\$67.98
4 x 2 1/2	\$60.93
4 x 3	\$57.08
5 x 4	POA
6 x 4	\$115.43
8 x 6	\$172.51

LUBRICANTS	
STANDARD LUBRICANT	PRICE
2LB Tub Std Gruvlok Lubricant	\$265.00 / tub
5 Gallon Pail	\$2,217.52
QUICK DRY LUBRICANT	
1 Quart Can	\$267.65
XTREME LUBRICANT (SILICONE)	
10 oz. Tube (1 each)	\$133.56
2.2 lb. Tub (Gruvlok Lubricant)	\$461.10

STANDARD LUBRICANT USAGE GUIDE		
SIZE OF GASKET	NUMBER OF GASKETS	
	PERTUBE	PER QUART
2"	55	400
3"	45	300
4"	25	200
6"	20	130
8"	15	100
10"	10	85
12"	9	60
14"	7	50
16"	6	40
18"	5	35
20"	4	30
24"	3	20

XTREME LUBRICANT USAGE GUIDE	
SIZE OF GASKET	NUMBER OF GASKETS PER QUART
2"	1,200
3"	900
4"	600
6"	390
8"	300
10"	255
12"	180
14"	150
16"	120
18"	105
20"	90
24"	60



## CORPORATE OFFICES

2 Holland Way  
Exeter, NH 03833  
Tel: 603-418-2800 • Fax: 603-418-2833  
E-mail: sales@anvilintl.com

## CUSTOMER SERVICE CENTERS

### UNITED STATES

#### Illinois

Tel: 708-885-3000 • Fax: 708-534-5441  
Toll Free: 1-800-301-2701

#### Texas

Tel: 972-871-1206 • Fax: 972-641-8946  
Toll Free: 1-800-451-4414

#### Rhode Island

Anvil EPS - Engineered Pipe Supports  
Tel: 401-886-3000 • Fax: 401-886-3010  
Toll Free: 1-877-406-3108

### CANADA

#### Ontario

Tel: 519-426-4551 • Fax: 519-426-5509

### EUROPE AND MIDDLE EAST

Tel: +31-53-5725570 • Fax: +31-53-5725579

#### International Customer Service

Tel: +1-708-885-3000 • Fax: +1-708-534-5441

### MEXICO, PUERTO RICO AND LATIN AMERICA

#### International Customer Service

Tel: +1-708-885-3000 • Fax: +1-708-534-5441

## REGIONAL DISTRIBUTION CENTERS

### UNITED STATES

#### Illinois

7979 W. 183rd Street, Unit D  
Tinley Park, IL 60484

#### Texas

1401 Valley View Lane, Suite 150  
Irving, TX 75061

#### Pennsylvania

800 Malleable Road  
Columbia, PA 17512

#### California

1470 S. Vintage Avenue  
Ontario, CA 91761

#### Florida

236 Outlook Point Drive, Suite 100  
Orlando, FL 32809

### INTERNATIONAL

#### Canada

390 Second Avenue, Simcoe  
P.O. Box 40  
Ontario, Canada, N3Y 4K9

#778 / Printed in USA / ©2018  
Revision: October 24, 2018

BUILDING CONNECTIONS THAT LAST



www.anvilintl.com