



GRUVLOK® DOMESTIC FIRE PRODUCTS

Price Sheet GR.FP-9.18 | Effective September 4, 2018 | Cancels Price Sheet GR.FP-4.18 of April 2, 2018

**FOR THE MOST CURRENT PRODUCT / PRICING INFORMATION ON ANVIL PRODUCTS,
PLEASE VISIT OUR WEBSITE AT WWW.ANVILINTL.COM**

PRICING

- Pricing is subject to change without notice. Go to Anvil's website for the most current list price information, or contact your local Anvil representative.
- All orders are accepted on the basis of prices in effect at the time of shipment.
- To the prices and terms quoted, there will be added any manufacturers or sales tax payable on the transaction under any effective statute.

SHIPPING

- All prices are F.O.B. point of shipment. Title of goods shall pass to the buyer upon delivery of the shipment to the carrier.
- All goods are shipped at buyer's risk. Shipments should be carefully examined upon delivery and before the carrier's delivery receipt is signed. If any loss or damage is evident, the buyer should make an appropriate notation on the delivery receipt and insist that the carrier's driver initial such exception. The contents of all packages should be carefully examined for concealed damage as soon as possible after delivery, so that the carrier can be requested, within 48 hours after delivery, to arrange for prompt inspection of the damaged goods.
- Anvil reserves the right to select the carrier for all shipments.

GENERAL

- UPC numbers are available upon request.
- To obtain current ISO certifications, listings, and other approvals, visit Anvil's website at www.anvilintl.com.

**NORTHERN REGION
CUSTOMER SERVICE CENTER
800-301-2701**

**SOUTHERN REGION
CUSTOMER SERVICE CENTER
800-451-4414**



1. CONTROLLING PROVISIONS:

These terms and conditions shall control with respect to any purchase order or sale of Seller's products. No waiver, alteration or modification of these terms and conditions whether on Buyer's purchase order or otherwise shall be valid unless the waiver, alteration or modification is specifically accepted in writing and signed by an authorized representative of Seller.

2. DELIVERY:

Seller will make every effort to complete delivery of products as indicated on Seller's acceptance of an order, but Seller assumes no responsibility or liability, and will accept no backcharge, for loss or damage due to delay or inability to deliver caused by acts of God, war, labor difficulties, accident, delays of carriers, by contractors or suppliers, inability to obtain materials, shortages of fuel and energy, or any other causes of any kind whatever beyond the control of Seller. Seller may terminate any contract of sale of its products without liability of any nature, by written notice to Buyer, in the event that the delay in delivery or performance resulting from any of the aforesaid causes shall continue for a period of sixty (60) days. Under no circumstances shall Seller be liable for any special or consequential damages or for loss, damage, or expense (whether or not based on negligence) directly or indirectly arising from delays or failure to give notice of delay.

3. WARRANTY:

Seller warrants for one year from the date of shipment Seller's manufactured products to the extent that Seller will replace those having defects in material or workmanship when used for the purpose and in the manner which Seller recommends. If Seller examination shall disclose to its satisfaction that the products are defective, and an adjustment is required, the amount of such adjustment shall not exceed the net sales price of the defective products only and no allowance will be made for labor or expense of repairing or replacing defective products or workmanship of damage resulting from the same. Seller warrants the products which it sells of other manufacturers to the extent of the warranties of their respective makers. Where engineering design or fabrication work is supplied. Buyer's acceptance of Seller's design or of delivery of work shall relieve Seller of all further obligation, other than expressed in Seller's product warranty. THIS IS SELLER'S SOLE WARRANTY. SELLER MAKES NO OTHER WARRANTY OF ANY KIND, EXPRESSED OR IMPLIED AND ALL IMPLIED WARRANTIES OF MERCHANTABILITY AND FOR A PARTICULAR PURPOSE WHICH EXCEED SELLER'S AFORESTATED OBLIGATION ARE HEREBY DISCLAIMED BY SELLER AND EXCLUDED FROM THIS WARRANTY. Seller neither assumes, nor authorizes any person to assume for it, any other obligation in connection with the sale of its engineering designs or products. This warranty shall not apply to any products or parts of products which (a) have been repaired or altered outside of Seller's factory, in any manner; (b) have been subjected to misuse, negligence or accidents; (c) have been used in a manner contrary to Seller's instructions or recommendations. Seller shall not be responsible for design errors due to inaccurate or incomplete information supplied by Buyer or its representatives.

4. SELLER'S LIABILITY:

Seller will not be liable for any loss, damage, cost of repairs, incidental or consequential damages of any kind, whether based upon warranty (except for the obligation accepted by Seller under "Warranty" above), contract or negligence, arising in connection with the design, manufacture, sale, use or repair of the products or of the engineering designs supplied to Buyer.

5. RETURNS:

Seller cannot accept return of any products unless its written permission has been first obtained, in which case same will be credited subject to the following (a) All material returned must, on its arrival at Seller's Plant, be found to be in first-class condition; if not, cost of putting in saleable condition will be deducted from credit memoranda; (b) A handling charge deduction of twenty percent (20%) will be made from all credit memoranda issued for material returned; (c) Transportation charges, if not prepaid will be deducted from credit memoranda.

6. SHIPMENTS:

All products sent out will be carefully examined, counted and packed. The cost of any special packing or special handling caused by Buyer's requirements or requests shall be added to the amount of the order. No claim for shortages will be allowed unless made in writing within ten (10) days of receipt of a shipment.

Claims for products damaged or lost in transit should be made on the carrier, as Seller's responsibility ceases, and title passes, on delivery to the carrier.

7. SPECIAL PRODUCTS:

Orders covering special or nonstandard products are not subject to cancellation except on such terms as Seller may specify on application.

8. PRICES AND DESIGNS:

Prices and designs are subject to change without notice. All prices are F.O.B. Point of shipment, unless otherwise stated.

9. TAXES:

The amount of any sales, excise or other taxes, if any, applicable to the products covered by this order, shall be paid by Buyer unless Buyer provides Seller with an exemption certificate acceptance to the taxing authorities.

10. NUCLEAR PLANTS:

Where the products, engineering design or fabrication is for nuclear plant applications. Buyer agrees (a) to take all necessary steps to add Seller as an insured under the American Nuclear Insurers' (ANI) pool and under the Mutual Atomic Energy Reinsurance Pool (MAERP) for property damage and liability insurance and if necessary steps could have been taken, but are not taken, Buyer shall hold Seller harmless against all such losses which could have been thus covered (b) Buyer agrees to hold Seller harmless with respect to any personal injury (or death), property damage or other loss in a nuclear incident which is caused directly or indirectly by defective design, material, workmanship furnished by Seller (or which could be so covered but with respect to which Buyer has elected to self-insure), and further agrees to waive subrogation by its carriers of such insurance against Seller, and (c) as to nuclear hazards for which Buyer cannot obtain insurance coverage, the liability of Seller for any personal injury (or death), property damage or other loss directly caused by defective design, material, or workmanship furnished by Seller shall not exceed the value at the time of the loss occurrence.

11. MINIMUM INVOICE:

Domestic: \$100 plus transportation.
International: \$500 plus transportation.

12. TERMS:

Cash, net 30 days unless otherwise specified.

NOTE: All orders are accepted on the basis of prices in effect at the time of shipment.

NOTICE: The prices and terms quoted, there will be added any manufacturers or sales tax payable on the transaction under any effective statute.

FREIGHT ALLOWANCE: All prices are F.O.B. point of shipment. On shipments weighing 2,500 pounds or more, rail freight or motor freight at the lowest published rate, is allowed to all continental U.S. rail points or all U.S. highway points listed in published tariffs (Alaska and Hawaii excluded). In no case will more than actual freight be allowed. Shipments (weighing less than 2,500 pounds) will be shipped prepaid. The buyer will be invoiced for freight costs at the applicable published class, exception or commodity rate(s) or charge(s). Anvil reserves the right to select the carrier for all shipments.

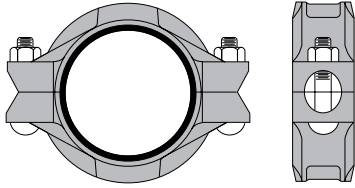
Table of Contents

Terms and Conditions	2
Domestic Fire Protection Components	4-11
Lightweight Flexible Coupling Fig. 7000	4
Reducing Coupling Fig. 7010	4
Gruvlok Flange Fig. 7012	4
Rigidlite [®] Coupling Fig. 7400	5
SlideLOK [®] Coupling Fig. 74FP	5
Standard 90° Elbows Fig. 7050S	6
90° Drain Elbows Fig. 7050DR	6
Standard 45° Elbows Fig. 7051	6
Standard Tees Fig. 7060S	7
Bullhead Tee Fig. 7062	7
Standpipe Tee Fig. 7065	7
Cap Fig. 7074	7
Fire-Rite Tees Fig. 7460 Short Pattern Fitting	7
Fire-Rite 90° Elbows Fig. 7450 Short Pattern Fitting	7
Concentric Reducer Fig. 7072	8
Concentric Reducer Fig. 7076	8
Mechanical Clamp-T [®] Grooved Outlet Fig. 7046	9
Mechanical Clamp-T [®] Female Threaded Outlet Fig. 7045	9
Mechanical Clamp-T [®] Cross, Fig. 7047, Fig. 7048 & Fig. 7049	10
Steel Cross Fig. 7068	11
Sock-It[®] Fittings	12
7100	12
7101	12
7103	12
7105	12
7106	12
7107	12
Spare Parts	13
Fig. 7000 Spare Parts, Gaskets	13
Fig. 7400 Spare Parts, Gaskets	13
Fig. 7010 Spare Parts, Grade E Gaskets	13
Fig. 7012 Spare Parts, Gaskets	13
Gasket Selection Guide	13
Lubricants	13
Cross Reference	14

**Note: Price List intended for Gruvlok Fire Products.
Other Gruvlok Products may be found in GR.STD-9.18.**

Lightweight Flexible Coupling Fig. 7000[†]

[†]When ordering, refer to product as FP7000.

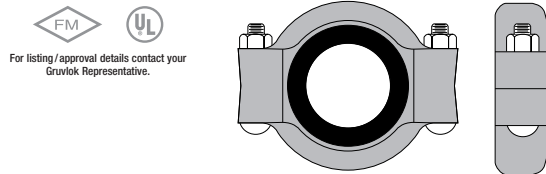


NOMINAL PIPE SIZE (INCHES)	PIPE OUTSIDE DIAMETER (INCHES)	APRX. WEIGHT EACH (LBS)	COUPLING COMPLETE WITH PRE-LUBRICATED GRADE E GASKET (TYPE A)		COUPLING COMPLETE WITH GRADE E FLUSH GAP™ GASKET	
			PAINTED	GALVANIZED	PAINTED	GALVANIZED
1¼	1.660	1.35	\$61.48	\$78.44	\$98.58	\$119.25
1½	1.900	1.39	\$73.67	\$92.75	\$110.24	\$130.38
2	2.375	2.03	\$76.32	\$95.40	\$112.89	\$134.09
2½	2.875	2.29	\$86.92	\$110.24	\$134.09	\$158.47
3	3.500	3.04	\$100.70	\$127.20	\$143.10	\$171.72
4	4.500	4.57	\$140.45	\$183.38	\$202.99	\$248.04
5	5.563	6.13	\$201.93	\$258.64	\$347.15	\$415.52
6	6.625	8.89	\$242.74	\$314.82	\$383.72	\$463.75
8	8.625	14.00	\$379.48	\$505.62	\$495.02	\$626.99

All bolts are oval-neck track head design to ASTM A-183, with heavy hex nuts to ASTM A-563, and are zinc plated to ASTM B-633. Two bolts per coupling. Spare parts available on page 12.

Reducing Coupling Fig. 7010[†] (Coupling Complete "E" Gasket)

[†]When ordering, refer to product as FP7010.

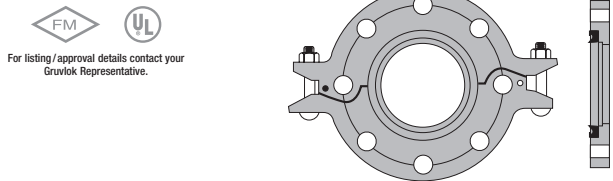


NOMINAL PIPE SIZE (INCHES)	APRX. WEIGHT EACH (LBS)	PRICE EACH	
		PAINTED	GALVANIZED
2 x 1½	3.13	\$125.61	\$152.11
2½ x 2	3.57	\$163.24	\$202.99
3 x 2	4.30	\$184.44	\$233.20
3 x 2½	4.12	\$160.59	\$202.99
4 x 2	7.60	\$291.50	\$366.23
4 x 2½	7.37	\$260.76	\$342.91
4 x 3	6.61	\$245.39	\$315.35
5 x 4	11.40	\$328.60	\$429.83
6 x 4	13.35	\$493.43	\$621.16
6 x 5	13.41	\$433.01	\$560.21
8 x 6	17.81	\$736.70	\$931.74

All bolts are oval-neck track head design to ASTM A-183, with heavy hex nuts to ASTM A-563, and are zinc plated to ASTM B-633. Spare parts available on page 12.

Gruvlok Flange Fig. 7012[†] (Coupling Complete "E" Gasket)

[†]When ordering, refer to product as FP7012.

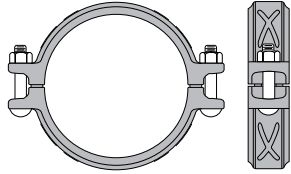


NOMINAL PIPE SIZE (INCHES)	PIPE OUTSIDE DIAMETER (INCHES)	APRX. WEIGHT EACH (LBS)	PRICE EACH	
			PAINTED	GALVANIZED
2*	2.375	4.05	\$271.89	\$314.29
2½	2.875	4.68	\$316.41	\$375.77
3*	3.500	5.94	\$356.16	\$427.18
4*	4.500	6.51	\$463.22	\$564.45
5	5.563	8.87	\$555.44	\$676.28
6*	6.625	9.53	\$605.79	\$736.17
8*	8.625	15.32	\$760.02	\$950.29

The Gruvlok Flange bolt hole pattern conforms to ANSI Class 150 and Class 125 flanges. Gruvlok Flange adapter insert required when mating to rubber surfaces or serrated faced mating flanges. Refer to Gruvlok Products Catalog or Anvil's Web site for more information on installing this flange. Mating flange bolts must be at least intermediate strength bolting per ASME B16.5. Bolts with material properties equal to or greater than SAE J429 Grade 5 are acceptable.

Rigidlite[®] Coupling Fig. 7400[†]

[†]When ordering, refer to product as FP7400.

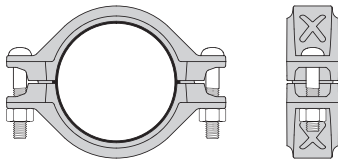


For listing/approval details contact your Gruvlok Representative.

NOMINAL PIPE SIZE (INCHES)	PIPE OUTSIDE DIAMETER (INCHES)	APRX. WEIGHT EACH (LBS)	COUPLING COMPLETE WITH PRE-LUBRICATED GRADE E GASKET (TYPE A)		COUPLING COMPLETE WITH GRADE E FLUSH GAP [™] GASKET	
			PAINTED	GALVANIZED	PAINTED	GALVANIZED
1¼	1.660	1.30	\$57.24	\$68.37	\$85.33	\$96.46
1½	1.900	1.40	\$57.77	\$69.96	\$91.69	\$105.47
2	2.375	1.60	\$65.19	\$77.91	\$98.05	\$113.42
2½	2.875	1.90	\$74.20	\$90.10	\$116.07	\$134.62
3	3.500	2.10	\$86.39	\$104.41	\$125.08	\$146.28
4	4.500	3.10	\$121.37	\$146.28	\$177.02	\$205.64
5	5.563	4.60	\$172.78	\$217.83	\$297.33	\$343.97
6	6.625	5.50	\$207.76	\$252.81	\$329.66	\$384.25
8	8.625	8.40	\$347.68	\$422.94	\$533.71	\$618.51

All bolts are oval-neck track head design to ASTM A-183, with heavy hex nuts to ASTM A-563, and are zinc plated to ASTM B-633. Two bolts per coupling. Spare parts available on page 12.

SlideLOK[®] Coupling Fig. 74FP



NOMINAL PIPE SIZE (INCHES)	PIPE OUTSIDE DIAMETER (INCHES)	APRX. WEIGHT EACH (LBS)	PAINTED	GALVANIZED	COUPLING BOLTS	
					QTY.	SIZE
1¼	1.660	1.95	\$19.08	\$22.79	2	½ x 2½
1½	1.900	2.10	\$19.61	\$23.32	2	½ x 2½
2	2.375	2.69	\$21.73	\$25.97	2	½ x 2¾
2¼	2.875	2.87	\$24.91	\$30.21	2	½ x 2¾
3	3.500	3.58	\$28.09	\$33.92	2	½ x 3
4	4.500	4.55	\$39.75	\$47.70	2	½ x 3½
5	5.563	5.66	\$69.43	\$83.21	2	⅝ x 3½
6	6.625	6.37	\$90.63	\$104.94	2	⅝ x 3½
8	8.625	13.20	\$149.99	\$172.25	2	¾ x 4½

For use in Dry Pipe Systems: The SlideLOK pressure responsive gasket is featured with four sealing surfaces to increase protection in low temperature applications. Once the SlideLOK gasket is installed, the performance of the gasket is equivalent to the Gruvlok Flush Gap Gasket. Note: The Flush Gap Gasket is not interchangeable with the SlideLOK gasket.

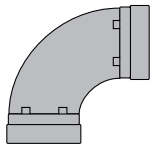


WARNING
For dry pipe systems and freezer applications lubrication of the gasket is required, Gruvlok[®] Xtreme[™] Lubricant is required.

Standard Dimension Fittings

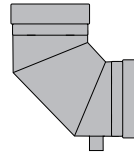
Standard 90° Elbows Fig. 7050S[†] for Fire Protection

[†]When ordering, refer to product as FP7050S.



NOMINAL PIPE SIZE (INCHES)	APRX. WEIGHT EACH (LBS)	PRICE EACH	
		PAINTED	GALVANIZED
1¼	1.00	\$61.48	\$77.91
1½	1.20	\$61.48	\$77.91
2	1.70	\$61.48	\$77.91
2½	2.60	\$82.68	\$110.77
3	4.00	\$102.82	\$144.69
4	7.70	\$153.70	\$217.30
5	11.10	\$374.71	\$491.31
6	16.50	\$438.84	\$604.20
8	30.60	\$861.78	\$1,223.77

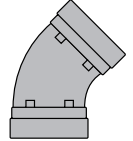
90° Drain Elbows Fig. 7050DR



NOMINAL PIPE SIZE (INCHES)	APRX. WEIGHT EACH (LBS)	PRICE EACH	
		PAINTED	GALVANIZED
2	2.76	\$159.53	\$237.44
2½	4.33	\$159.53	\$237.44
3	5.60	\$172.78	\$258.64
4	8.80	\$195.57	\$291.50
6	18.77	\$306.34	\$456.33
8	32.64	\$461.10	\$688.47

Standard 45° Elbows Fig. 7051[†] for Fire Protection

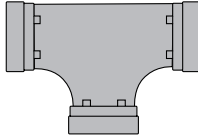
[†]When ordering, refer to product as FP7051.



NOMINAL PIPE SIZE (INCHES)	APRX. WEIGHT EACH (LBS)	PRICE EACH	
		PAINTED	GALVANIZED
1¼	0.70	\$61.48	\$77.91
1½	0.90	\$61.48	\$77.91
2	1.50	\$61.48	\$77.91
2½	1.90	\$82.68	\$110.77
3	3.30	\$102.82	\$144.69
4	5.40	\$153.70	\$217.30
5	9.00	\$374.71	\$491.31
6	11.20	\$438.84	\$604.20
8	19.80	\$861.78	\$1,223.77

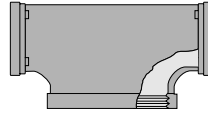
**Standard Tees Fig. 7060S[†]
for Fire Protection Fitting**

[†]When ordering, refer to product as FP7060S.



NOMINAL PIPE SIZE (INCHES)	APRX. WEIGHT EACH (LBS)	PRICE EACH	
		PAINTED	GALVANIZED
1¼	1.50	\$92.75	\$124.55
1½	1.80	\$92.75	\$124.55
2	2.49	\$92.75	\$124.55
2½	3.89	\$125.08	\$170.66
3	5.93	\$173.84	\$239.03
4	10.60	\$265.53	\$367.82
5	16.20	\$616.92	\$823.62
6	25.16	\$712.32	\$990.57
8	41.10	\$1,516.33	\$2,134.31

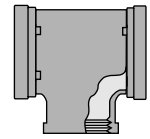
**Bullhead Tees Fig. 7062
for Fire Protection Fitting**



NOMINAL PIPE SIZE (INCHES)	APRX. WEIGHT EACH (LBS)	PRICE EACH	
		PAINTED	GALVANIZED
5 x 5 x 8	31.00	\$2,695.05	\$3,396.77
6 x 6 x 8	37.60	\$3,081.42	\$3,810.17

*Fabricated steel.
Additional sizes quoted on application.

Standpipe Tees Fig. 7065



NOMINAL PIPE SIZE (INCHES)	APRX. WEIGHT EACH (LBS)	PRICE EACH	
		PAINTED	GALVANIZED
4 x 4 x 2½	7.60	\$501.38	\$638.12
6 x 6 x 2½	11.20	\$746.24	\$929.09

*Fabricated steel.
Additional sizes quoted on application.

Cap Fig. 7074[†]

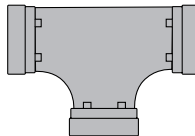
[†]When ordering, refer to product as FP7074.



NOMINAL PIPE SIZE (INCHES)	APRX. WEIGHT EACH (LBS)	PRICE EACH	
		PAINTED	GALVANIZED
1	0.30	POA	POA
1¼	0.50	\$30.21	\$47.17
1½	0.50	\$31.80	\$47.17
2	0.50	\$38.16	\$51.41
2½	0.70	\$43.46	\$55.65
3	1.10	\$51.94	\$66.78
4	2.80	\$76.32	\$104.41
5	4.00	\$153.17	\$208.29
6	6.00	\$170.66	\$234.79
8	12.50	\$322.77	\$441.49

**Fire-Rite Tees Fig. 7460[†]
Short Pattern Fitting**

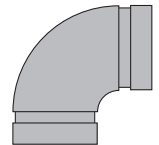
[†]When ordering, refer to product as FP7460.



NOMINAL PIPE SIZE (INCHES)	APRX. WEIGHT EACH (LBS)	PRICE EACH	
		PAINTED	GALVANIZED
2	2.49	\$84.27	\$104.94
2½	3.89	\$110.24	\$140.45
3	4.81	\$153.17	\$196.10
4	8.02	\$231.61	\$300.51
6	20.00	\$612.15	\$799.24
8	39.50	\$1,300.62	\$1,717.73

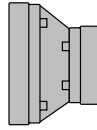
**Fire-Rite 90° Elbows
Fig. 7450[†] Short Pattern Fitting
for Fire Protection**

[†]When ordering, refer to product as FP7450.



NOMINAL PIPE SIZE (INCHES)	APRX. WEIGHT EACH (LBS)	PRICE EACH	
		PAINTED	GALVANIZED
2	1.66	\$55.65	\$71.55
2½	2.70	\$74.20	\$99.64
3	3.50	\$96.46	\$128.26
4	5.38	\$138.33	\$190.80
6	14.52	\$380.54	\$522.58
8	31.50	\$741.47	\$1,054.70

**Concentric Reducer Fig. 7072,
Groove by Groove (Gr x Gr)**



(Cast)

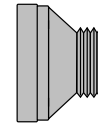


(Weld)

NOMINAL PIPE SIZE RUN (INCHES)	OUTLET (INCHES)	APRX. WEIGHT EACH (LBS)	PRICE EACH	
			PAINTED	GALVANIZED
1¼	x1*	0.60	\$521.52	\$573.46
1½	x1*	0.60	\$130.91	\$153.70
	x 1¼*	0.60	\$130.91	\$153.70
2	x1*	1.20	\$130.91	\$153.70
	x 1¼	0.75	\$143.10	\$166.95
	x 1½	0.75	\$130.91	\$153.70
2½	x1*	1.00	\$177.55	\$204.05
	x 1¼*	1.00	\$130.91	\$153.70
	x 1½*	1.30	\$130.91	\$153.70
	x2	1.10	\$130.91	\$153.70
3	x1*	1.20	\$143.10	\$166.42
	x 1¼*	1.30	\$226.84	\$261.29
	x 1½*	1.30	\$156.88	\$190.80
	x2	1.40	\$116.07	\$140.45
	x2½*	1.58	\$156.88	\$189.21
3½	x3*	1.50	\$166.42	\$200.34
4	x1	2.20	\$172.78	\$212.00
	x 1¼*	2.20	\$1,311.22	\$1,469.69
	x 1½*	2.30	\$337.08	\$371.53
	x2	2.34	\$153.70	\$188.15
	x2½	2.41	\$189.21	\$230.02
	x3	2.68	\$189.21	\$230.02
5	x3½	3.60	\$189.21	\$230.02
	x2	4.60	\$1,843.87	\$2,036.26
	x2½*	4.50	\$437.78	\$476.47
	x3*	4.40	\$218.89	\$270.30
	x4	4.50	\$260.23	\$325.42
6	x1*	6.80	\$344.50	\$429.30
	x 1½*	6.90	\$2,044.21	\$2,330.41
	x 2	4.70	\$344.50	\$429.30
	x2½*	6.00	\$383.19	\$470.64
	x3	5.40	\$344.50	\$429.30
	x4	5.60	\$302.10	\$389.55
	x5	6.00	\$444.14	\$550.67
8	x3*	12.00	\$612.68	\$762.67
	x4	9.70	\$612.68	\$762.67
	x5*	11.50	\$612.68	\$770.62
	x6	11.60	\$776.98	\$972.55

Gruvlok fittings are full flow fittings made of ductile iron except those marked () which are fabricated steel.

**Concentric Reducer Fig. 7076,
Groove by Thread (Gr x Thd)**

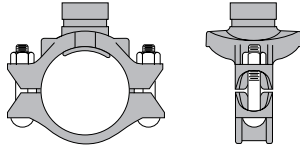


(Weld)

NOMINAL PIPE SIZE RUN (INCHES)	OUTLET (INCHES)	APRX. WEIGHT EACH (LBS)	PRICE EACH	
			PAINTED	GALVANIZED
1	x 1½	0.60	\$136.21	\$166.42
2	x ¾*	1.00	\$136.21	\$166.42
	x 1	0.80	\$136.21	\$166.42
	x 1¼	1.30	\$136.21	\$166.42
2½	x 1½	1.30	\$136.21	\$166.42
	x 1	1.00	\$183.38	\$210.94
	x 1¼*	1.00	\$191.86	\$235.85
	x 1½*	1.30	\$200.87	\$235.85
3	x2	1.20	\$136.21	\$166.42
	x ¾*	1.20	\$965.66	\$1,027.67
	x 1*	1.20	\$147.34	\$178.08
	x 1¼	1.30	\$166.42	\$178.08
	x 1½*	1.30	\$166.42	\$199.28
	x 2*	1.30	\$166.42	\$199.28
	x 2½	1.50	\$200.87	\$235.85
4	x 1*	2.20	\$190.27	\$230.02
	x 1¼	2.20	\$984.74	\$1,010.18
	x 1½*	2.30	\$442.55	\$578.23
	x 2*	2.40	\$201.93	\$241.68
	x 2½	2.30	\$202.99	\$248.57
5	x 3	2.60	\$248.04	\$293.09
	x 4	4.50	\$1,398.67	\$1,520.57
	x 1*	6.00	\$383.19	\$470.64
6	x 1¼	6.00	\$356.69	\$487.07
	x 1½*	6.10	\$356.69	\$487.07
	x 2	6.00	\$383.19	\$470.64
	x 3	6.00	\$383.19	\$470.64
	x 4	5.90	\$2,295.96	\$2,542.41

*Fabricated Steel
Reducer sizes not shown, will be priced on application.

**Mechanical Tee Products Clamp-T[®],
Fig. 7046 Grooved Outlet**



**Mechanical Tee Products Clamp-T[®],
Fig. 7045 with Female Threaded Outlet**

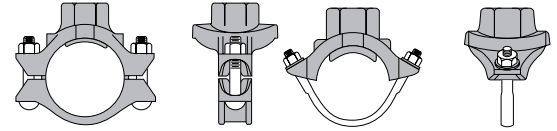


Fig. 7045 (U-Bolt)

NOMINAL PIPE SIZE RUN (INCHES)	OUTLET (INCHES)	APRX. WEIGHT EACH (LBS)	COMPLETE WITH CLAMP-T GROOVED BRANCH PRICE EACH		BOLT & NUT SIZE (INCHES)
			PAINTED	GALVANIZED	
2½**	x 1¼	2.75	\$146.81	\$179.14	½ U-Bolt
	x 1½	2.10	\$146.81	\$179.14	½ U-Bolt
3	x 1¼	3.80	\$152.64	\$190.80	½ x 2¾
	x 1½	3.90	\$152.64	\$190.80	½ x 2¾
4	x 2	4.36	\$175.43	\$217.83	½ x 2¾
	x 1¼	4.54	\$178.08	\$209.35	½ x 2¾
	x 1½	4.27	\$184.44	\$232.67	½ x 2¾
	x 2	4.56	\$184.44	\$234.26	½ x 2¾
5	x 2½	5.00	\$192.39	\$249.10	½ x 2¾
	x 3	6.77	\$205.11	\$262.88	½ x 3½
	x 1¼	5.55	\$221.54	\$307.93	½ x 2¾
	x 1½	5.66	\$225.25	\$295.21	⅝ x 3¼
6	x 2	6.59	\$225.25	\$285.67	⅝ x 3¼
	x 2½	5.80	\$237.44	\$313.76	⅝ x 3¼
	x 3	9.13	\$252.81	\$324.36	⅝ x 3¼
	x 1¼	7.70	\$231.61	\$295.21	⅝ x 4¼
8	x 1½	6.84	\$231.61	\$295.21	⅝ x 4¼
	x 2	7.00	\$231.61	\$295.21	⅝ x 4¼
	x 2½	7.62	\$252.81	\$321.18	⅝ x 4¼
	x 3	9.00	\$263.41	\$339.73	⅝ x 4¼
8	x 4	10.35	\$292.56	\$380.54	⅝ x 4¼
	x 2	11.60	\$402.27	\$528.94	¾ x 4¼
	x 2½	10.10	\$402.27	\$507.21	¾ x 4½
	x 3	11.45	\$424.53	\$538.48	¾ x 4½
	x 4	12.40	\$437.25	\$564.45	¾ x 4½

Clamp T's are available in Grade E Gasket or Grade T Buna on request.
All bolts and nuts are of track head design and are zinc plated conforming to physical properties of ASTM B-633.
**Clamp-T supplied with U-bolt lower housing.

NOMINAL PIPE SIZE RUN (INCHES)	OUTLET (INCHES)	APRX. WEIGHT EACH (LBS)	COMPLETE WITH CLAMP-T WITH "E" GRADE GASKET FEMALE THREADED OUTLET PRICE EACH		*BOLT & NUT SIZE
			PAINTED	GALVANIZED	
2	x ½**	2.30	\$104.41	\$131.97	½ U-Bolt
	x ¾**	2.20	\$104.41	\$131.97	½ U-Bolt
	x 1**	2.07	\$104.41	\$131.97	½ U-Bolt
	x 1¼**	2.80	\$120.84	\$149.46	½ U-Bolt
2½	x 1½**	2.56	\$120.84	\$150.52	½ U-Bolt
	x ½**	2.60	\$104.41	\$131.97	½ U-Bolt
	x ¾**	2.50	\$104.41	\$131.97	½ U-Bolt
	x 1**	1.81	\$104.41	\$131.97	½ U-Bolt
3	x 1¼**	2.32	\$146.81	\$179.14	½ U-Bolt
	x 1½**	2.14	\$146.81	\$179.14	½ U-Bolt
	x ½**	2.79	\$120.84	\$146.81	½ U-Bolt
	x ¾**	2.75	\$120.84	\$146.81	½ U-Bolt
4	x 1**	2.51	\$120.84	\$146.81	½ U-Bolt
	x 1¼	4.04	\$152.64	\$190.80	½ x 2¾
	x 1½	3.75	\$152.64	\$190.80	½ x 2¾
	x 2	4.04	\$175.43	\$217.83	½ x 2¾
5	x ½**	3.21	\$152.11	\$180.73	½ U-Bolt
	x ¾**	3.17	\$152.11	\$180.73	½ U-Bolt
	x 1**	3.03	\$152.11	\$180.73	½ U-Bolt
	x 1¼	4.44	\$178.08	\$209.35	½ x 2¾
6	x 1½	4.40	\$184.44	\$232.67	½ x 2¾
	x 2	4.67	\$184.44	\$234.26	½ x 2¾
	x 2½	5.15	\$192.39	\$249.10	½ x 2¾
	x 3	7.09	\$205.11	\$262.88	½ x 3½
8	x 1¼	6.34	\$188.68	\$307.40	⅝ x 3¼
	x 1½	6.20	\$225.25	\$285.67	⅝ x 3¼
	x 2	6.61	\$225.25	\$285.67	⅝ x 3¼
	x 2½	7.24	\$237.44	\$302.63	⅝ x 3¼
8	x 3	8.50	\$252.81	\$324.36	⅝ x 3¼
	x 1¼	7.04	\$192.92	\$319.59	⅝ x 4¼
	x 1½	6.86	\$231.08	\$295.21	⅝ x 4¼
	x 2	7.31	\$231.61	\$295.21	⅝ x 4¼
8	x 2½	7.80	\$248.57	\$321.18	⅝ x 4¼
	x 3	9.60	\$263.41	\$339.73	⅝ x 4¼
	x 4	12.98	\$292.56	\$380.54	⅝ x 4¼
	x 2***	11.36	\$402.27	\$507.21	¾ x 4¼
8	x 2½	11.13	\$402.27	\$507.21	¾ x 4½
	x 3	12.40	\$424.53	\$538.48	¾ x 4½
	x 4	16.00	\$437.25	\$564.45	¾ x 4½

Clamp T's are available with grooved or female threaded outlet with Grade E or Grade T gasket. Weights are approximate and subject to change.

*All bolts and nuts are of track head design and are zinc plated conforming to physical properties of ASTM B-633.

**Clamp-T supplied with U-bolt lower housing.

***Note: 8 x 2 is actually 8 x 2½ bushed down.

Mechanical Tee Products

Clamp-T[®] Cross, Fig. 7047, Fig. 7048 and Fig. 7049

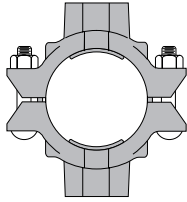


Fig. 7047 — Thread x Thread

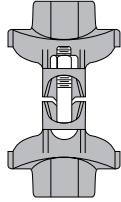


Fig. 7048 — Groove x Groove

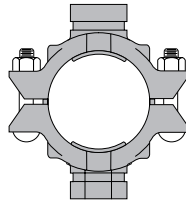
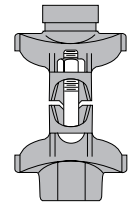
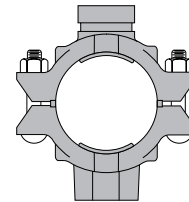
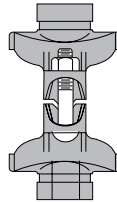


Fig. 7049 — Groove x Thread



NOMINAL PIPE SIZE RUN (INCHES)	OUTLET (INCHES)	COMPLETE WITH CLAMP-T CROSS WITH "E" GASKET PRICE EACH	
		PAINTED	GALVANIZED
2½	1 x 1*	\$165.36	\$210.94
	1 x 1¼*	\$225.78	\$292.03
	1 x 1½*	\$225.78	\$292.03
	1¼ x 1¼*	\$225.78	\$292.03
	1½ x 1¼*	\$225.78	\$292.03
	1½ x 1½*	\$225.78	\$241.68
3	1 x 1*	\$184.44	\$237.44
	1 x 1¼	\$225.78	\$225.78
	1 x 1½	\$225.78	\$281.43
	1 x 2	\$260.76	\$322.77
	1¼ x 1¼	\$225.78	\$281.43
	1½ x 1¼	\$225.78	\$281.43
	1½ x 1½	\$225.78	\$281.43
	2 x 1¼	\$260.76	\$322.77
	2 x 1½	\$260.76	\$322.77
	2 x 2	\$260.76	\$322.77
4	1 x 1*	\$225.78	\$293.09
	1 x 1¼	\$274.54	\$346.09
	1 x 1½	\$274.54	\$343.97
	1 x 2	\$274.54	\$346.09
	1¼ x 1¼	\$293.09	\$343.97
	1½ x 1¼	\$293.09	\$343.97
	1½ x 1½	\$293.09	\$343.97
	2 x 1¼	\$274.54	\$346.09
	2 x 1½	\$293.09	\$346.09
	2 x 2	\$293.09	\$346.09
	2½ x 2½	\$293.09	\$373.12
3 x 3	\$305.81	\$394.85	

NOMINAL PIPE SIZE RUN (INCHES)	OUTLET (INCHES)	COMPLETE WITH CLAMP-T CROSS WITH "E" GASKET PRICE EACH	
		PAINTED	GALVANIZED
5	1½ x 1½	\$334.96	\$424.53
	2 x 1½	\$352.98	\$424.53
	2 x 2	\$334.96	\$424.53
	2½ x 1½	\$352.98	\$449.97
	2½ x 2	\$352.98	\$484.42
	2½ x 2½	\$352.98	\$449.97
	3 x 1½	\$377.36	\$484.42
	3 x 2	\$377.36	\$484.42
	3 x 2½	\$377.36	\$484.42
	3 x 3	\$377.36	\$484.42
6	1½ x 1½	\$342.91	\$441.49
	2 x 1½	\$342.91	\$441.49
	2 x 2	\$357.22	\$476.47
	2½ x 2½	\$367.82	\$476.47
	3 x 2½	\$393.79	\$504.56
	3 x 3	\$393.79	\$504.56
	4 x 2½	\$435.13	\$564.45
	4 x 3	\$435.13	\$564.45
8	2½ x 2½	\$601.55	\$758.96
	3 x 2½	\$632.82	\$804.01
	3 x 3	\$632.82	\$804.01
	4 x 2½	\$654.55	\$845.35
	4 x 3	\$654.55	\$845.35
	4 x 4	\$654.55	\$845.35

*Available with female threaded outlet only.

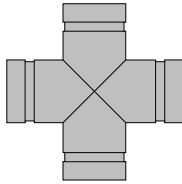
Always Verify Figure Number for Appropriate Combination of Outlets.

Always specify gasket grade when ordering. Some additional configurations available. Contact your Anvil Representative for details.

Steel Cross Fig. 7068



For listing / approval details contact your
Gruvlok Representative.



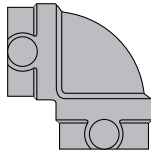
NOMINAL PIPE SIZE (INCHES)	APRX. WEIGHT EACH (LBS)	PRICE EACH	
		PAINTED	GALVANIZED
1	1.30	\$414.99	\$478.06
1¼	2.10	\$498.20	\$579.82
1½	2.50	\$536.36	\$621.69
2	2.90	\$306.87	\$365.17
2½	5.20	\$306.87	\$365.17
3	7.50	\$544.84	\$666.74
3½	9.80	\$1,093.92	\$1,303.80
4	12.20	\$902.59	\$1,110.88
5	17.60	\$1,839.10	\$2,215.40
6	28.30	\$2,359.03	\$2,863.59
8	48.00	\$3,107.92	\$3,844.62

Sock-It[®] Fittings

Sock-It[®] 90° Straight Elbow Fig. 7100



For listing/approval details contact your Gruvlok Representative.



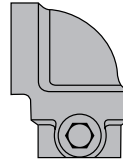
NOMINAL RUN SIZE (INCHES)	APRX. WEIGHT EACH (LBS)	CARTON QUANTITY	PRICE PER UNIT "E" GASKET BLACK
1	2.15	10	\$82.68
1¼	2.65	10	\$95.93
1½	3.21	8	\$104.94
2	4.85	10	\$123.49

Provided in carton quantity only.
Grade E gaskets unless otherwise specified.

Sock-It[®] Reducing Elbow Fig. 7101



For listing/approval details contact your Gruvlok Representative.



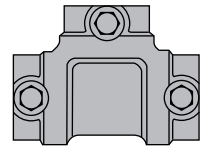
NOMINAL RUN SIZE (INCHES)	OUTLET (INCHES)	APRX. WEIGHT EACH (LBS)	CARTON QUANTITY	PRICE PER UNIT "E" GASKET BLACK
1	x ½	1.64	10	\$98.05
	x ¾	1.64	45	\$98.05
	x 1	1.64	10	\$98.05
1¼	x ½	1.99	30	\$101.23
	x ¾	1.99	30	\$101.23
	x 1	1.99	30	\$101.23
1½	x ½	2.34	30	\$104.41
	x ¾	2.34	10	\$104.41
	x 1	2.34	10	\$104.41

Provided in carton quantity only.
Grade E gaskets unless otherwise specified.

Sock-It[®] Straight Tee Fig. 7103



For listing/approval details contact your Gruvlok Representative.



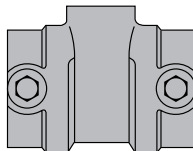
NOMINAL RUN SIZE (INCHES)	APRX. WEIGHT EACH (LBS)	CARTON QUANTITY	PRICE PER UNIT "E" GASKET BLACK
1	2.95	8	\$126.14
1¼	3.80	8	\$133.03
1½	4.57	6	\$154.76
2	7.70	10	\$161.65

Provided in carton quantity only.
Grade E gaskets unless otherwise specified.

Sock-It[®] Reducing Outlet Tee Fig. 7105



For listing/approval details contact your Gruvlok Representative.



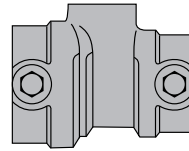
NOMINAL RUN SIZE (INCHES)	OUTLET (INCHES)	APRX. WEIGHT EACH (LBS)	CARTON QUANTITY	PRICE PER UNIT "E" GASKET BLACK
1 x 1	x ½	2.53	30	\$77.91
	x ¾	2.53	30	\$77.91
	x 1	2.53	10	\$77.91
1¼ x 1¼	x ½	2.78	8	\$77.91
	x ¾	2.78	8	\$77.91
	x 1	2.78	8	\$77.91
1½ x 1½	x ½	3.30	25	\$82.15
	x ¾	3.30	25	\$82.15
	x 1	3.30	8	\$82.15
2 x 2	x ½	4.40	15	\$99.64
	x ¾	4.40	15	\$99.64
	x 1	4.40	6	\$99.64
2½ x 2½	x ¾	6.37	5	\$133.03
	x 1	6.37	5	\$133.03

Provided in carton quantity only.
Grade E gaskets unless otherwise specified.

Sock-It[®] Reducing Run Outlet Tee Fig. 7106



For listing/approval details contact your Gruvlok Representative.



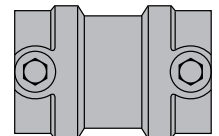
NOMINAL RUN SIZE (INCHES)	OUTLET (INCHES)	APRX. WEIGHT EACH (LBS)	CARTON QUANTITY	PRICE PER UNIT "E" GASKET BLACK
1¼	x 1 x ½	2.68	30	\$83.21
	x 1 x ¾	2.68	30	\$83.21
	x 1 x 1	2.68	10	\$83.21
1½	x 1¼ x ½	3.10	25	\$89.04
	x 1¼ x ¾	3.10	25	\$89.04
	x 1¼ x 1	3.10	25	\$89.04
2	x 1½ x ½	3.94	15	\$105.47
	x 1½ x ¾	3.94	15	\$105.47
	x 1½ x 1	3.94	15	\$105.47

Provided in carton quantity only.
Grade E gaskets unless otherwise specified.

Sock-It[®] Coupling Fig. 7107



For listing/approval details contact your Gruvlok Representative.



NOMINAL RUN SIZE (INCHES)	APRX. WEIGHT EACH (LBS)	CARTON QUANTITY	PRICE PER UNIT "E" GASKET BLACK
1	1.80	15	\$74.20
1¼	2.30	10	\$74.20
1½	2.63	10	\$92.75
2	3.76	8	\$92.75

Provided in carton quantity only.
Grade E gaskets unless otherwise specified.

Spare Parts

For use with Fig. 7000
and 7400 Coupling

(Pre-Lubricated Grade E Type A Gasket)

NOMINAL PIPE SIZE (INCHES)	SPARE PARTS TYPE A GASKET ONLY
1¼	\$45.05
1½	\$46.64
2	\$48.76
2½	\$58.83
3	\$66.78
4	\$82.68
5	\$108.12
6	\$119.78
8	\$171.19

Pre-Lubricated Gaskets are non-cancellable and non-returnable.

Reducing Coupling Fig. 7010
(Grade "E" Gasket) Loose

NOMINAL PIPE SIZE (INCHES)	SPARE PARTS "E" GASKET ONLY PRICE EACH
2 x 1½	\$48.23
2½ x 2	\$62.01
3 x 2	\$70.49
3 x 2½	\$70.49
4 x 2	\$82.15
4 x 2½	\$82.68
4 x 3	\$84.80
5 x 4	\$98.58
6 x 4	\$112.36
6 x 5	\$122.96
8 x 6	\$136.21

Gaskets are non-cancellable and non-returnable.

For use with Fig. FP7012
(Grade "E" Gasket)

NOMINAL PIPE SIZE (INCHES)	SPARE PARTS "E" GASKET ONLY PRICE EACH
2	\$41.87
2½	\$48.76
3	\$51.94
4	\$67.31
5	\$81.09
6	\$91.16
8	\$122.43

Gaskets are non-cancellable and non-returnable.

Standard Gaskets for Fire Protection

GRADE	TEMPERATURE RANGE	COMPOUND	COLOR CODE	*GENERAL SERVICE APPLICATION
E	-40°F to +230°F (-40°C to +110°C)	EPDM	Green	Water, dilute acids, alkalies, salts and many chemical services not involving hydrocarbons, oils, or gases. Excellent oxidation resistance. NOT FOR USE WITH HYDROCARBONS
EP	-40°F to +250°F (-40°C to +121°C)	EPDM	Green and Red	Water, dilute acids, alkalies, salts and many chemical services not involving hydrocarbons, oils, or gases. Excellent oxidation resistance. NOT FOR USE WITH HYDROCARBONS.
E (type A)	-40°F to +150°F (-40°C to +65°C)	Pre-Lubricated	Violet	Wet and Dry (oil free air) pipe fire protection sprinkler systems. For dry pipe systems, Gruvlok Xtreme™ Lubricant is required.

*Contact Anvil for specific service recommendations. **SPECIFY GASKET GRADE WHEN ORDERING.**

Use Gruvlok lubricant on gaskets. Check gasket color code to be certain it is recommended for the service intended.


Additional gasket compounds and configurations are available — contact Anvil.

LUBRICANTS	
STANDARD LUBRICANT	PRICE
2LB Tub Std Gruvlok Lubricant	\$265.00 / tub
5 Gallon Pail	\$2,217.52 / pail
XTREME LUBRICANT (SILICONE)	
10 oz. Tube (1 each)	\$133.56
2.2 lb. Tub (Gruvlok Lubricant)	\$461.10


STANDARD LUBRICANT USAGE GUIDE		
SIZE OF GASKET	NUMBER OF GASKETS	
	PERTUBE	PER QUART
2"	55	400
3"	45	300
4"	25	200
6"	20	130
8"	15	100
10"	10	85
12"	9	60
14"	7	50
16"	6	40
18"	5	35
20"	4	30
24"	3	20

XTREME LUBRICANT USAGE GUIDE	
SIZE OF GASKET	NUMBER OF GASKETS PER QUART
2"	1,200
3"	900
4"	600
6"	390
8"	300
10"	255
12"	180
14"	150
16"	120
18"	105
20"	90
24"	60

Couplings

		SPF	GRINNELL	VICTAULIC
7400FP	Rigid Coupling	C4	577	05
74FP	Quick Install Rigid Coupling	-	-	09
7000FP	Flexible Coupling	C3/4	705	75
7001	Heavy Duty Flexible Coupling	-	707	77
7010	Reducing Coupling	RC-2	716	750
7012FP	Flange Adapter	F-3	71	744
7042/7043	Outlet Coupling	-	702	72

Fittings

		SPF	GRINNELL	VICTAULIC
7450	Short Pattern 90° Elbow	SE-1	510S	001
7460	Short Pattern Tee	ST-1	519S	002
7051	45° Elbow	E-2	501	003/11
7050S	90° Elbow	E-1	510	10
7052	22 ½° Elbow	E-3	512/312	12
7053	11 ¼° Elbow	E-4	511	13
7050DR	90° Elbow with 1" Outlet Tee	E-9	510DE	10-DR
7060S	Tee	T-1	519	20
7074	End Cap	SK-1/K-1	260	006/60
-	End Cap with 1" Tap	K-9	260 Tap	60 Tap
7044	Strap Mechanical Tee	MT-30	40-S	-
-	GRV x THRD Reducing 90	SE-5	750	67
7061	Reducing Tee	T-2	221/321	25
7072	Concentric Reducer	R-1	550/350	50
7084	GRV x Flange Adapter	F-2	341	41
7063	GRV x Thread Tee	-	320	29M
7064	GRV x Thread Reducing Tee	T-3	323	29T
7068	Cross	X-1	327	35
7076	GRV x MIPT Reducer	-	372	52
7081	GRV x Thread Nipple	-	391	40
7080	GRV x GRV Nipple	-	392	43
7045	Threaded Mechanical Tee	MT-1	730	920N
7046	Grooved Mechanical Tee	MT-2	730	920
7047/7048	Mechanical Cross	MT-1/MT-2	730	920
AN7722-3A	Butterfly Valve	-	BFV-300	782
78FP	Check Valve	-	CV-IF	717



CORPORATE OFFICES

2 Holland Way
Exeter, NH 03833
Tel: 603-418-2800 • Fax: 603-418-2833
E-mail: marketing@anvilintl.com

CUSTOMER SERVICE CENTERS

UNITED STATES

Tel: 800-301-2701 • Fax: 708-534-5441
Email: customerservice@anvilintl.com

LATIN AMERICA

Tel: 800-301-2701 • Fax: 708-534-5441
Email: latinoamerica@anvilintl.com

CANADA

Tel: 519-426-4551 • Fax: 519-426-5509
Email: canadacs@anvilintl.com

INTERNATIONAL

Tel: 800-301-2701 • Fax: 708-534-5441
Email: internationalsales@anvilintl.com

REGIONAL DISTRIBUTION CENTERS

UNITED STATES

Illinois

7979 W. 183rd Street, Unit D
Tinley Park, IL 60484

Texas

1401 Valley View Lane, Suite 150
Irving, TX 75061

Pennsylvania

800 Malleable Road
Columbia, PA 17512

California

1470 S. Vintage Avenue
Ontario, CA 91761

Florida

236 Outlook Point Drive, Suite 100
Orlando, FL 32809

INTERNATIONAL

Canada

390 Second Avenue, Simcoe
P.O. Box 40
Ontario, Canada, N3Y 4K9

BUILDING CONNECTIONS THAT LAST

