



My Neighborhood – PreK and Kindergarten

The “My Neighborhood” Theme is intended to provide indoor and outdoor experiences for your child to learn more about his/her neighborhood and community. These activities can be done individually or combined with any of our Family Activity Planner Themes, including “Fun at Home,” “Think Green,” and “My Family and I.”

Subject	Activities
Reading & Writing	<ul style="list-style-type: none"> <input type="checkbox"/> Draw a picture or make a collage of yourself. <input type="checkbox"/> Visit the local library and read a book with your parents. <ul style="list-style-type: none"> <input type="checkbox"/> Related activity on abcteach: Collage Art Projects - Self-Portrait <input type="checkbox"/> Write down your first and last name, address, and phone number. Practice saying your address and phone number aloud to your parents.
Social Studies	<ul style="list-style-type: none"> <input type="checkbox"/> Take a walk through your neighborhood. Identify signs to keep you safe, such as street or traffic signs. What else do you see (houses, church, stores, school, trees, grass, fences, etc.)? <input type="checkbox"/> Name “community helpers” who visit your neighborhood. Examples include letter carriers, police officers, fire fighters, meter readers, animal control personel, UPS drivers, etc. <input type="checkbox"/> Construct paper bag puppets of community helpers. <ul style="list-style-type: none"> <input type="checkbox"/> Related activity on abcteach: Paper Bag Puppet: People - Firefighter <input type="checkbox"/> Identify and draw ways for you to stay safe in your neighborhood. Examples might include always being with someone, having an adult help you cross the street, and playing in your own yard.
Math & Science	<ul style="list-style-type: none"> <input type="checkbox"/> Identify and count the plants and animals that live in your neighborhood. What do they need to survive? <input type="checkbox"/> Help your mom or dad outside by planting flowers or watering the plants and grass. <ul style="list-style-type: none"> <input type="checkbox"/> Related activity on abcteach: Interactive: Notebook: Science: Garden – Word Search <input type="checkbox"/> Pick up any litter that you see outside your house and elsewhere in your neighborhood. <input type="checkbox"/> Take a walk through your neighborhood. Count the number of power lines that you see. Where do those go? What do they do? Where do they come from?

If you are viewing this on a computer, you can click the activity links to download them. You can also find these activities at the following url:
http://abcteach.com/directory/homeschooling_and_parent_resources/family_activity_planner/supporting_activities



My Neighborhood – Primary (Grades 1-3)

Subject	Activities
<p>Reading & Writing</p>	<ul style="list-style-type: none"> <input type="checkbox"/> Draw a picture of you playing outside your house. Now, write a sentence describing your picture. <input type="checkbox"/> Read about neighborhood buildings. <ul style="list-style-type: none"> <input type="checkbox"/> Related activity on abcteach: Early Reader: Neighborhood Buildings (color) <input type="checkbox"/> Visit your local library and read about community helpers. Identify the uniforms that they wear. <input type="checkbox"/> Identify and locate street and traffic signs in your neighborhood. Learn how to follow their directions. <ul style="list-style-type: none"> <input type="checkbox"/> Related activity on abcteach: Writing: Story Starters "Stop Sign" (elem) <input type="checkbox"/> Make a book showing all the people, places, and things in your neighborhood that make it special.
<p>Social Studies</p>	<ul style="list-style-type: none"> <input type="checkbox"/> Take a walk (see the 'Kindergarten' page above). Using a camera, take pictures of what you see. <input type="checkbox"/> Make a photo collage of your neighborhood. If you don't have a camera, draw pictures showing all of the people, places, and things that you saw. <input type="checkbox"/> Using the photos you took on your walk and 3"x5" cards, make flashcards for each image along with its word. <input type="checkbox"/> Visit the local fire/police station or humane society to find out how they help keep your neighborhood safe. <input type="checkbox"/> Discuss "stranger danger" and what you should do if a stranger approaches you.
<p>Math & Science</p>	<ul style="list-style-type: none"> <input type="checkbox"/> Practice using all of your senses. <ul style="list-style-type: none"> <input type="checkbox"/> Related activity on abcteach: Chart: Community Walk (primary/elem) <input type="checkbox"/> Identify the plants and animals who live in your neighborhood. Draw and label your favorites. <input type="checkbox"/> With a member of your family, build a birdhouse and fill it with feed. Keep track of the birds' eating habits. When do they eat? How many birds visit the birdhouse? What types of birds are they? <input type="checkbox"/> Start a lemonade stand. You'll need a table, cups, lemonade (you can use fresh lemons, sugar, and water or a lemonade mix). Also, find a box to keep your money and change. Before you begin, decide how much one cup of lemonade should cost. How much should your lemonade cost and why? <ul style="list-style-type: none"> <input type="checkbox"/> Related activity on abcteach: Craft: Savings jar (elem/upper elem)

If you are viewing this on a computer, you can click the activity links to download them. You can also find these activities at the following url:
http://abcteach.com/directory/homeschooling_and_parent_resources/family_activity_planner/supporting_activities



My Neighborhood – Upper Elementary (Grades 4-6)

Subject	Activities
<p>Reading & Writing</p>	<ul style="list-style-type: none"> <input type="checkbox"/> Write a story about a memory you have from your neighborhood. <input type="checkbox"/> Use the library or Internet to find out who your local community leaders are, such as mayor, city council members, state senators, and representatives. List at least 3 of their responsibilities. How do their decisions impact your life? What issues are important to you? <input type="checkbox"/> Take a “photo walk” around your neighborhood. Take pictures of interesting things, print or develop the photos, paste them in a journal, and write notes describing the scenes in your pictures. <ul style="list-style-type: none"> <input type="checkbox"/> Make a collage from the pictures you took: Collage Art Project: General Directions
<p>Social Studies</p>	<ul style="list-style-type: none"> <input type="checkbox"/> Take a walk around your neighborhood. List all the places and things you see. Then, use your list to create a map of your neighborhood. <ul style="list-style-type: none"> <input type="checkbox"/> Related activity on abcteach: Hands-On Map Skills: Draw a Neighborhood (upper elem) <input type="checkbox"/> Using cardboard boxes, construct a model of your neighborhood. Include trees, fences, etc. <input type="checkbox"/> Research your community helpers online and find out how they benefit your neighborhood. <input type="checkbox"/> Brainstorm ways you can help keep your neighborhood safe. <input type="checkbox"/> Help an older or ill neighbor around their house or with household errands.
<p>Math & Science</p>	<ul style="list-style-type: none"> <input type="checkbox"/> Adopt an animal from the local animal shelter or humane society. <input type="checkbox"/> Raise money by having a garage sale or lemonade stand and donate your earnings to the local animal shelter or homeless shelter. <input type="checkbox"/> Volunteer your time to help clean up your neighborhood environment. <input type="checkbox"/> Learn about the electrical services that power your neighborhood. Where is the power plant that serves your community? What types of power are used to give your home electricity (coal, nuclear, wind, etc.)? <ul style="list-style-type: none"> <input type="checkbox"/> Related activity on abcteach: Comprehension: A Day in the Electric Life

If you are viewing this on a computer, you can click the activity links to download them. You can also find these activities at the following url:
http://abcteach.com/directory/homeschooling_and_parent_resources/family_activity_planner/supporting_activities



In The Yard Theme – PreK and Kindergarten

The “In the Yard” Theme helps turn your own backyard into a ecological field trip. These activities can be done individually or combined with any of our Family Activity Planner Themes, including “Think Green,” “My Neighborhood,” and “My Family and I.”

Subject	Activities
<p>Reading & Writing</p>	<ul style="list-style-type: none"> <input type="checkbox"/> Take a tour of your yard and draw or cut out magazine pictures to describe what you see. Make a photo collage, grouping your pictures in groups of “living” and “non–living.” <ul style="list-style-type: none"> Related abcteach categories: <input type="checkbox"/> Clip Art – Plant, Trees, and Flowers <input type="checkbox"/> Clip Art – Insects <input type="checkbox"/> Tell your parents/caregiver a story about what you saw in the yard and draw a picture to help support it. <ul style="list-style-type: none"> Related activities on abcteach: <input type="checkbox"/> abctools Shapebook Tool <input type="checkbox"/> Dot to Dot: Butterfly
<p>Social Studies</p>	<ul style="list-style-type: none"> <input type="checkbox"/> Take a picture of your yard or garden. Review your direction skills: what’s on the top, on the ground, and to the right and left of objects? <input type="checkbox"/> Find the homes of the animals that live in your yard. What do their homes look like (i.e. natural habitat)? How are their homes the same or different from yours?
<p>Math & Science</p>	<ul style="list-style-type: none"> <input type="checkbox"/> Count the types of plants and animals that you see when exploring your yard. <ul style="list-style-type: none"> <input type="checkbox"/> Related activity on abcteach: Caterpillar Counting Game <input type="checkbox"/> Pick a favorite flower that you see in your yard. Learn the various parts that make up that plant. <ul style="list-style-type: none"> <input type="checkbox"/> Related activity on abcteach: Clip Art: Daffodil Single B&W <input type="checkbox"/> Plant a seedling in a pot. Keep a journal of drawings that show each stage of the plant’s growth. <input type="checkbox"/> Make a folder game of all the plant parts. <ul style="list-style-type: none"> <input type="checkbox"/> Related activity on abcteach: Sorting Game: Plant Parts (color)

If you are viewing this on a computer, you can click the activity links to download them. You can also find these activities at the following url:
<http://members.abcteach.com/directory.php?id=10329>



In The Yard Theme – Primary (Grades 1-3)

Subject	Activities
<p>Reading & Writing</p>	<ul style="list-style-type: none"> <input type="checkbox"/> Create your own rebus (i.e. picture story) of your yard excursion. Use your own drawings, magazine photos, or abcteach Clip Art. <ul style="list-style-type: none"> <input type="checkbox"/> Related activity on abcteach: Rebus: A Trip to the Farm <input type="checkbox"/> Go to the library and check out books relating to what was found in your yard. <ul style="list-style-type: none"> <input type="checkbox"/> Related activity on abcteach: Learning About the Environment – Book List
<p>Social Studies</p>	<ul style="list-style-type: none"> <input type="checkbox"/> Take a “field trip” around your property and identify all the natural resources you have in your own yard. <ul style="list-style-type: none"> <input type="checkbox"/> Related activity on abcteach: Natural Resources Wall Hanging <input type="checkbox"/> “Field Trip” continued - as you’re touring your yard, learn how to map coordinates. <ul style="list-style-type: none"> <input type="checkbox"/> Related activity on abcteach: Grid Coloring: Daisy <input type="checkbox"/> Visit your local nature center or Department of Natural Resources (DNR). Prepare questions beforehand and find out ways that they are protecting our natural resources.
<p>Math & Science</p>	<ul style="list-style-type: none"> <input type="checkbox"/> Draw a picture of your yard. Include the types of plants and animals that you see and label each one. <input type="checkbox"/> Keeping in mind the plants and animals that you’ve found, create a lapbook. <ul style="list-style-type: none"> Related activities on abcteach: Lapbook: Insects and Spiders Theme; Trees Theme (primary) <input type="checkbox"/> Photo Activity: Plant seeds in a pot or pick a spot in the yard. Create a photo booklet by taking pictures of it each week and writing about the changes you see over time. <input type="checkbox"/> Learn about the parts of a plant! <ul style="list-style-type: none"> Related activities on abcteach: <ul style="list-style-type: none"> <input type="checkbox"/> Booklet: What is a Plant (primary/elem) – b/w <input type="checkbox"/> Learning Center: Spring – Plant Diagram <input type="checkbox"/> Color by Number Addition: Sunflower


If you are viewing this on a computer, you can click the activity links to download them. You can also find these activities at the following url:
<http://members.abcteach.com/directory.php?id=10329>



In The Yard Theme – Upper Elementary (Grades 4-6)

Subject	Activities
<p>Reading & Writing</p>	<ul style="list-style-type: none"> <input type="checkbox"/> Bike to the local library and check out a few of the books from this list. <ul style="list-style-type: none"> <input type="checkbox"/> Related activity on abcteach: Learning About the Environment – Book List <input type="checkbox"/> Research natural resources. <ul style="list-style-type: none"> <input type="checkbox"/> Related section on abcteach: Natural Resources <input type="checkbox"/> Read and learn about plant parts and their role in plant growth. <ul style="list-style-type: none"> <input type="checkbox"/> Related activity on abcteach: Fact Cards: Parts of a Plant
<p>Social Studies</p>	<ul style="list-style-type: none"> <input type="checkbox"/> Take a “field trip” around your home and yard. What do you see that uses or requires a natural resource to sustain life? <ul style="list-style-type: none"> <input type="checkbox"/> Related activity on abcteach: Activity: Natural Resources (elem)
<p>Math & Science</p>	<ul style="list-style-type: none"> <input type="checkbox"/> Take photos of your yard adventures. Make a collage or upload to a photo program and create a presentation. <ul style="list-style-type: none"> <input type="checkbox"/> Related activity on abcteach: Collage Art Project: Natural Resource theme (primary/elem) <input type="checkbox"/> Grow a garden! <ul style="list-style-type: none"> <input type="checkbox"/> Plant – Discuss sun orientation, water needs, colors, and differences between annuals and perennials. <p>Related activities on abcteach:</p> <ul style="list-style-type: none"> <input type="checkbox"/> Project: Gardening Journal – Plot the Garden <input type="checkbox"/> Project: Gardening Journal Set (color) <input type="checkbox"/> Grow your favorite foods! Document their growth: how do they change, how long to flower/produce? <input type="checkbox"/> Live in the City? What are urban gardening options: community gardens, vertical gardening, pots, etc.? <ul style="list-style-type: none"> <input type="checkbox"/> Related activity on abcteach: Comprehension: Fun in the Garden! Growing Vegetables <input type="checkbox"/> Plant two identical plants in pots, feeding them equally. Provide light for one and not the other, then observe and compare their growth. How are they the same and/or different? <input type="checkbox"/> Research photosynthesis. Explain to a family member how photosynthesis works. <ul style="list-style-type: none"> <input type="checkbox"/> Related activity on abcteach: Clip Art: Basic Plant Anatomy Labeled B&W

If you are viewing this on a computer, you can click the activity links to download them. You can also find these activities at the following url:
<http://members.abcteach.com/directory.php?id=10329>




At the Restaurant – PreK and Kindergarten

The “At the Restaurant” Theme provides your child with the framework to learn appropriate social skills and manners that will benefit them both now and later on in life. These activities can be done individually or combined with any of our Family Activity Planner Themes, including “My Neighborhood,” “Back to School,” and “My Family and I.”

Subject	Activities
<p style="text-align: center;">Math & Social Studies</p>	<ul style="list-style-type: none"> <input type="checkbox"/> At home, discuss, learn, and role play good restaurant manners. <li style="padding-left: 20px;">Related activities on abcteach: <input type="checkbox"/> Behavior Poster: Table Manners <input type="checkbox"/> Behavior Poster: Table Manners – Excuse Yourself <input type="checkbox"/> Behavior Poster: Table Manners – Feedback <input type="checkbox"/> Behavior Poster: Table Manners – Follow Your Host <input type="checkbox"/> Behavior Poster: Table Manners – Utensils <input type="checkbox"/> Poster: Manners - Eating in Restaurants <input type="checkbox"/> Locate the restroom. Discuss hygiene and safety issues for public restroom use. <input type="checkbox"/> At the restaurant, count how many people are at your table. How many forks, knives, and spoons are there? Write the total number on the back of your place mat or on a piece of paper. Create your own math problem using the numbers (i.e. $4 + 4 + 4 + 4 = 16$).
<p style="text-align: center;">Science</p>	<ul style="list-style-type: none"> <input type="checkbox"/> Draw a picture of how you think your meal will look. When your meal arrives, compare the drawing to the actual plate. Were you close? <input type="checkbox"/> Talk about the differences between meats and vegetables. Draw a picture of your favorite type of meat and vegetable. Discuss why it is your favorite.
<p style="text-align: center;">Reading & Writing</p>	<ul style="list-style-type: none"> <input type="checkbox"/> Look at restaurant advertisements in your community. Identify which restaurant is advertised on the sign. <input type="checkbox"/> Look around the restaurant. Locate signs (i.e. exit, restroom, Please Wait to be Seated, Caution Wet Floor). Discuss “universal symbols” and what each sign means. <input type="checkbox"/> Tell a story about your trip to the restaurant and have your parent write it down. Draw a picture to help tell your story. <input type="checkbox"/> Identify the signs found around the restaurant. What do they mean and how should you follow their message? <input type="checkbox"/> Make and color a paper bag puppet of a chef. <input type="checkbox"/> Related activity on abcteach: Paper Bag Puppet: People - Chef


If you are viewing this on a computer, you can click the activity links to download them. You can also find these activities at the following url:
<http://members.abcteach.com/directory.php?id=10329>



At the Restaurant – Primary (Grades 1-3)

Subject	Activities
<p>Math & Social Studies</p>	<ul style="list-style-type: none"> <input type="checkbox"/> Learn where to locate the price of each menu item. Write down how much each of your menu choices will cost? Write a math problem, then solve it to see how much your meal will cost (i.e. $2.99 + 1.79 + 2.50 + 1.99 = 9.27$). <input type="checkbox"/> Look at 2–4 items you might like. Compare their prices. Which one costs the most? Which one costs the least? Put them in order of most expensive to least expensive, then least expensive to most expensive. Does the cost of the item affect your choice of what to eat? <input type="checkbox"/> Learn about Sales Tax. What is the sales tax in your state? <input type="checkbox"/> Learn about “tipping.” Who and why do you tip? How much do you tip? Where and when do you tip?
<p>Science</p>	<ul style="list-style-type: none"> <input type="checkbox"/> Learn about the Food Pyramid. Discuss what foods belong in each category, or play the Food Pyramid Board Game: Board Game: Food Pyramid <input type="checkbox"/> Learn about MyPlate, the replacement for the Food Pyramid. <ul style="list-style-type: none"> Related activities on abcteach <input type="checkbox"/> Lapbook: Nutrition; MyPlate (color) (primary) <input type="checkbox"/> Game Board: Food Groups MyPlate (color) <input type="checkbox"/> At home, do an Internet search to learn the benefits of drinking water. At the restaurant, locate beverage options on the menu. Compare water to the beverage options. Which is the healthiest option? Why? <input type="checkbox"/> Do an Internet search to learn about these different cooking methods: boiling, baking, broiling and frying. Identify 2 foods you like from each of the cooking methods.
<p>Reading & Writing</p>	<ul style="list-style-type: none"> <input type="checkbox"/> Once you are seated, look over the menu. Read the menu options you know and ask for help reading words you do not know. If the menu has pictures, match the pictures to the menu items. <input type="checkbox"/> Learn the term “a la carte.” Does your menu choice come with side dishes? Or are the side dishes “a la carte”? <input type="checkbox"/> Go to the library and get the book “Froggy Eats Out” then complete the related activities. <ul style="list-style-type: none"> <input type="checkbox"/> Related activity on abcteach: Book: Froggy Eats Out (primary)

If you are viewing this on a computer, you can click the activity links to download them. You can also find these activities at the following url:
<http://members.abcteach.com/directory.php?id=10329>



At the Restaurant – Upper Elementary (Grades 4-6)

Subject	Activities
<p style="text-align: center;">Math & Social Studies</p>	<ul style="list-style-type: none"> <input type="checkbox"/> Use a calculator to figure out how much the sales tax will be on your food purchase. <ul style="list-style-type: none"> <input type="checkbox"/> For example: $\\$9.27(\text{food total}) \times .06 (\text{sales tax}) = 0.5562$ – rounded to the nearest penny = 0.56 <input type="checkbox"/> Then add your sales tax to your food total for your total bill– $\\$0.56 + \\$9.27 = \\$ 9.83$ <input type="checkbox"/> Learn to calculate a tip. A customary tip is anywhere from 15%–20%, but you may leave more for good service! Use a calculator to figure out a 15% tip, an 18% tip and a 20% tip. <ul style="list-style-type: none"> <input type="checkbox"/> For example: $\\$9.83 (\text{total bill}) \rightarrow \text{round to } \\$10.00 \times .15 (15\% \text{ tip}) = \\1.50 <input type="checkbox"/> For example: $\\$10.00 \times .18 (18\% \text{ tip}) = \\$1.80 - \\$10.00 \times .20 (20\% \text{ tip}) = \\$ 2.00$ <input type="checkbox"/> Set a meal budget. What is the maximum amount you are able to spend? Find food choices that will fit your budget. Don't forget to save enough for tax and tip! If you only have \$5.00, can you afford a \$2.99 sundae and a \$1.79 drink? Why or why not? <input type="checkbox"/> Have fun learning about this wacky Burger Bar! How is it similar to a restaurant in your community? How is it different from a restaurant in your community? <ul style="list-style-type: none"> <input type="checkbox"/> Related activity on abcteach: Mini-Unit: Math Problems at the Marsburg Burger Bar
<p style="text-align: center;">Science</p>	<ul style="list-style-type: none"> <input type="checkbox"/> Talk to family or friends or search the Internet to learn ways to make your restaurant food choices more healthy –i.e. ask for salad dressing on the side, ask for items to be baked or broiled instead of fried, choose a vegetable instead of fries. <input type="checkbox"/> Do a search to learn about the health benefits or dangers of the various cooking methods (boil, bake, broil, fry, and microwave).
<p style="text-align: center;">Reading & Writing</p>	<ul style="list-style-type: none"> <input type="checkbox"/> Learn where to find restaurant reviews in the paper or online. Read reviews for 4 restaurants in your area. List three things you would like to find in a restaurant and three things you would not want to find in a restaurant. <input type="checkbox"/> Pretend you are a restaurant critic. Write a short review of the restaurant you just visited. Be sure to mention at least two good things, and one thing that would have made your visit more enjoyable. <input type="checkbox"/> Interview a restaurant employee and make a list of different restaurant jobs (i.e. chef, cook, waiter/waitress, host/hostess, bus boy, dishwasher, etc.). <ul style="list-style-type: none"> <input type="checkbox"/> Related activity on abcteach: Newspaper Center: Interviews (elem/upper elem) <input type="checkbox"/> List attributes of a “good” waiter or waitress (things that would lead to a greater tip!). Discuss the appropriate actions you should take and who you should contact if you are unhappy with you food or service.

If you are viewing this on a computer, you can click the activity links to download them. You can also find these activities at the following url:
<http://members.abcteach.com/directory.php?id=10329>