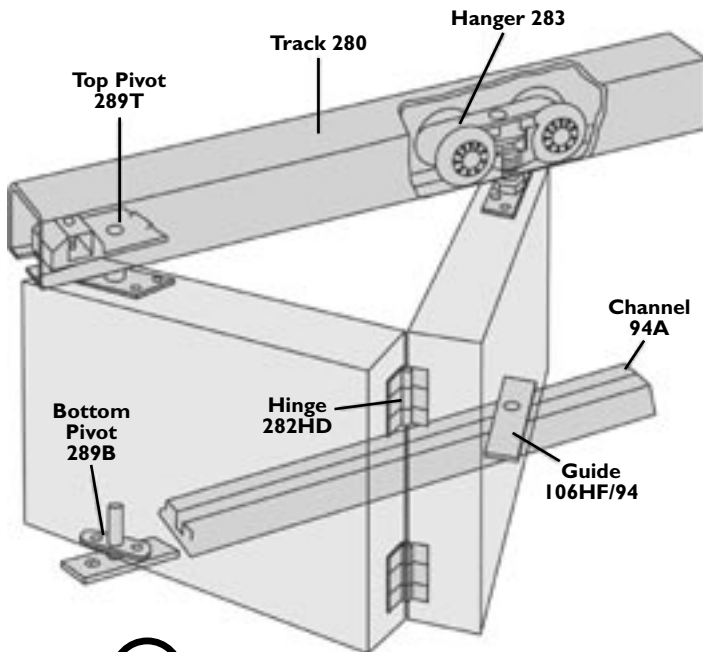


HUSKY FOLDING 100

FOR FOLDING DOORS AND ROOM DIVIDERS TO 100 lbs.

High quality hardware makes medium weight folding doors efficient and easy-to-use. Two and four leaf kits are available.



HF2/100 KITS (complete, ready to install) include:

- 1 ea **280/4** or **280A/4** pre-drilled track, in steel or aluminum, 4 feet
- 1 ea **94A/4** aluminum floor channel, 4 feet
- 1 ea **283** nylon bodied, needle bearing, acetal wheel hanger
- 1 ea **289T** heavy duty top pivot
- 1 ea **289B** heavy duty bottom pivot
- 3 ea **282HD** heavy duty butt hinges
- 1 ea **106HF/94** roller guide (use w / 94A)

(Kit components can be ordered individually)

HF4/100 KITS (complete, ready to install) include:

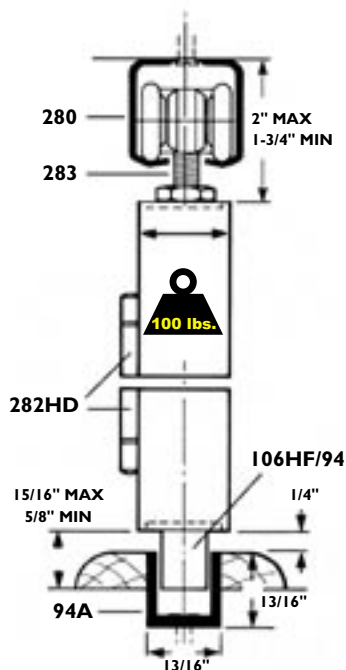
- 1 ea **280/8** or **280A/8** pre-drilled track, in steel or aluminum, 8 feet
- 1 ea **94A/8** aluminum floor channel, 8 feet
- 2 ea **283** nylon bodied, needle bearing acetal wheel hangers
- 2 ea **289T** heavy duty top pivots
- 2 ea **289B** heavy duty bottom pivots
- 6 ea **282HD** heavy duty butt hinges
- 2 ea **106HF/94** roller guides (use w/94A)

(Kit components can be ordered individually)

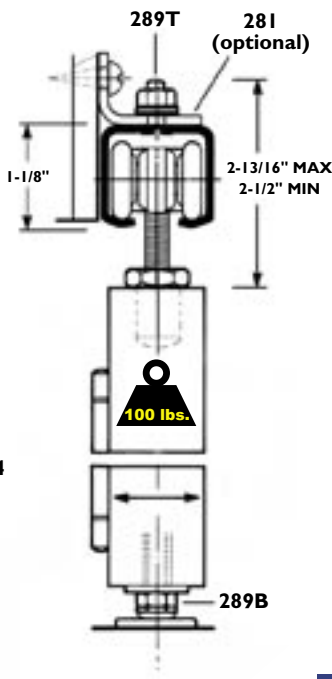
Order KITS based on material, length of track and number of leaves:

Kit No.	Track Mat'l / Length	Max Door Leaf Size	Max Opening	No. of Leaves	Door Leaf Thickness
HF2/100/4	steel/4 ft.	96" H x 24" W	48"	2	13/16" - 1-3/4"
HF2/100A/4	aluminum/4 ft.	96" H x 24" W	48"	2	13/16" - 1-3/4"
HF4/100/8	steel/8 ft.	96" H x 24" W	96"	4	13/16" - 1-3/4"
HF4/100A/8	aluminum/8 ft.	96" H x 24" W	96"	4	13/16" - 1-3/4"

SOFFIT FIXED



FACE FIXED



HARDWARE PACK (no. "HF2/100PACK") = KIT w/o track:

- 1 ea **283** nylon bodied, needle bearing, acetal wheel hanger
- 1 ea **289T** heavy duty top pivot
- 1 ea **289B** heavy duty bottom pivot
- 3 ea **282HD** heavy duty butt hinges
- 1 ea **106HF/94** roller guide (use w/94A)

(For 4 leaf configurations, order 2 each of the above hardware pack HF2/100PACK)

OPTIONAL EXTRAS include:

- 2815** 281 brackets - 5 each
- 400** aluminum flush pull (4-1/4" x 1-7/8")
- 333** aluminum flush bolt (6" x 1-3/8")