

Thresholds

Traction tread adjustable thresholds




Traction Tread™ thresholds and nosings are available with an epoxy abrasive (non-slip particles) bonded into the grooves, or with formulated rubber inserts.

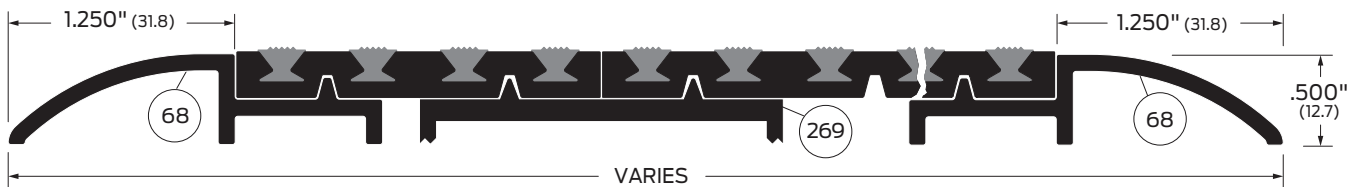
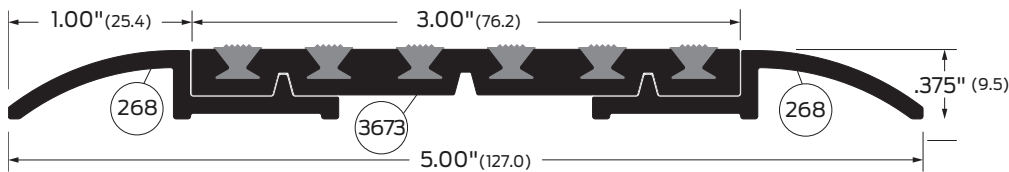
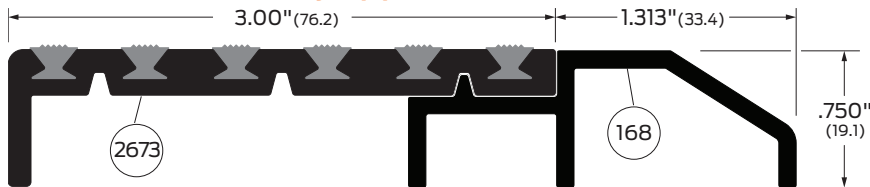
Rubber traction tread: Attractive, smooth, tough rubber inserts that are flush with the aluminum surface for indoor applications. The aluminum/rubber combination is easy to cut and drill at the jobsite. Superior non-slip traction with great longevity. Available in black color only. Rubber traction tread is standard, unless Abrasive (E) or Photoluminescent (EL) Traction tread is specified.

Abrasive traction tread (E): The ultimate safety surface. This extremely durable surface provides a high degree of safety for outdoor applications and is ideal for schools, hospitals, industrial buildings. The epoxy abrasive particle mix is bonded to the aluminum base. Available in black color only.

Photoluminescent traction tread (EL): Rubber or abrasive traction tread integrated with epoxy abrasive photoluminescent tread. For indoor exit path applications.

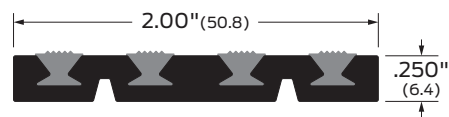


Threshold assembly applications



Note: Order components separately.
Suitable for slip-resistant applications.

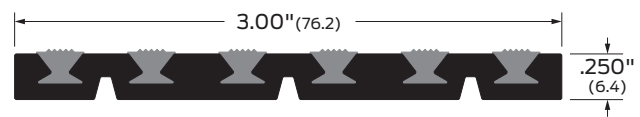
3672



Finishes: A, BK, D, G
Options: E, EL
BHMA CERTIFIED
ANSI/BHMA: 3672A, 3672D, 3672G, 3672BK J37100
3672A-E, 3672D-E, 3672G-E, 3672BK-E J37236

Supplied without mounting holes.

3673



Finishes: A, BK, D, G
Options: E, EL
BHMA CERTIFIED
ANSI/BHMA: 3673A, 3673D, 3673G, 3673BK J37100
3673A-E, 3673D-E, 3673G-E, 3673BK-E J37236

Supplied without mounting holes.

See Thresholds Accessories & options page for details.

Finishes:

A Aluminum mill finish
BK Aluminum black anodized
D Aluminum dark bronze anodized
G Aluminum gold anodized
B Bronze, architectural mill finish
B-ORB Oil-rubbed bronze

Options:

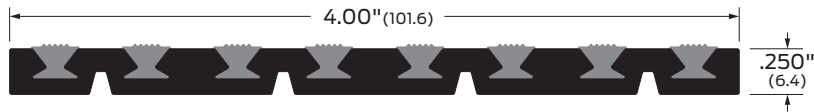
E Epoxy abrasive tread
EL Photoluminescent and abrasive epoxy tread
V3 Full body strength fill
EV3 Epoxy and full body strength fill
ELV3 Photoluminescent and abrasive epoxy tread, full body strength fill

Note:

Special anchors available for mounting most thresholds on concrete surfaces.

Traction tread adjustable thresholds

3674



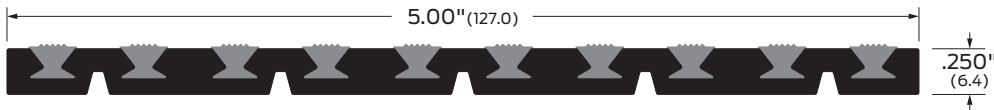
Finishes: A, BK, D, G
Options: E, EL



ANSI/BHMA: 3674A, 3674D, 3674G, 3674BK J37136
3674A-E, 3674D-E, 3674G-E, 3674BK-E J37236

Supplied without mounting holes.

3675



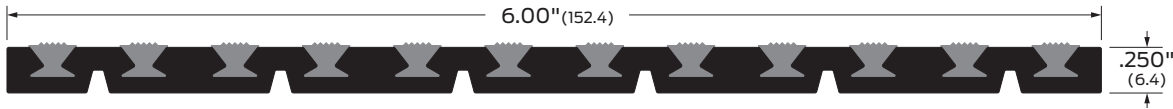
Finishes: A, BK, D, G
Options: E, EL



ANSI/BHMA: 3675A, 3675D, 3675G, 3675BK J37136
3675A-E, 3675D-E, 3675G-E, 3675BK-E J37236

Supplied without mounting holes.

3676



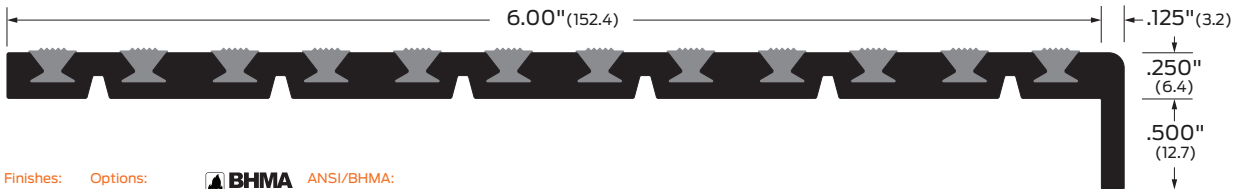
Finishes: A, BK, D, G
Options: E, EL



ANSI/BHMA: 3676A, 3676D, 3676G, 3676BK J37136
3676A-E, 3676D-E, 3676G-E, 3676BK-E J37236

Supplied without mounting holes.

2676



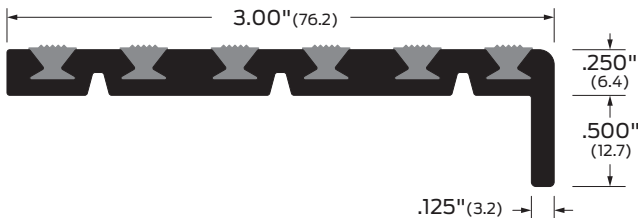
Finishes: A, BK, D, G
Options: E, EL



ANSI/BHMA: 2676A, 2676D, 2676G, 2676BK J37380, J37386
2676A-E, 2676D-E, 2676G-E, 2676BK-E J37280, J37286

Supplied without mounting holes.

2673



Finishes: A, BK, D, G, B, B-ORB
Options: E, EL (not available for ORB finish)



ANSI/BHMA: 2673A, 2673D, 2673G, 2673BK J37380, J37386
2673A-E, 2673D-E, 2673G-E, 2673BK-E J37380, J37386
2673B J37380, J37386
2673B-E J37380, J37386

Supplied without mounting holes.

Safety Stair Treads



See Thresholds Accessories & options page for details.

Finishes:

A Aluminum mill finish
BK Aluminum black anodized
D Aluminum dark bronze anodized
G Aluminum gold anodized
B Bronze, architectural mill finish
B-ORB Oil-rubbed bronze

Options:

E Epoxy abrasive tread
EL Photoluminescent and abrasive epoxy tread
V3 Full body strength fill
EV3 Epoxy and full body strength fill
ELV3 Photoluminescent and abrasive epoxy tread, full body strength fill

Note:

Special anchors available for mounting most thresholds on concrete surfaces.