The Yale & Towne Manufacturing Co.

YALE

Catalogue No. 20

YALE

YALE

YALE

YALE

YALE

copy 1



In 1910



In 1870

Works of the
Yale & Towne
Mfg. Co.

Stamford, Conn.
U.S.A.

Yale Hardware

Catalogue No.

20

The Yale & Towne Mfg. Company

General Offices:

9 Murray Street

New York

Exhibit Rooms:

251 Fifth Avenue

Branch Houses:

Chicago
90 East Lake Street

Philadelphia
818 Arch Street

Boston
12 Pearl Street

Local Offices:

Washington
326 Bond Building

San Francisco
706 Phelan Building

European Houses:

London
6 City Road, Finsbury Square

Hamburg
Alter Wandrahm, 15

Paris
7 Rue du Faubourg Montmartre

Works: Stamford, Conn., U. S. A.

Contents

	PAGES
Announcement and Special Articles . . .	1-100
Padlocks	101-132
Locks and Latches	133-275
Door Checks	276-284
Miscellaneous Hardware	285-494
Ornamental Cast Bronze Designs . . .	495-742
Plain Cast Bronze, Wrought Bronze and Steel and Ornamental Cast Iron Designs . .	743-852
Keys and Blanks, except Cabinet . . .	853-870
Cabinet and Trunk Locks and Key Blanks .	871-915

Historical and Technical Information Concerning Locks

EVERYONE uses locks and nearly everyone is interested in learning about them. Hardware merchants and locksmiths have more or less knowledge concerning them, and, by using this effectively with customers, can incline the latter to consult them, as *lock experts*, in the selection of locks for special and important uses.

This in turn will afford opportunity to influence customers to use locks of the better grades, thereby augmenting the profit of the seller and the satisfaction of the buyer.

It is hoped that the information on pages 45 to 100 will be found useful for the purposes thus indicated.

Copyright, 1910, by
The Yale & Towne Mfg. Co.
1524-6-10-150

Announcement



Entrance to Office of Works at Stamford, Conn.

ORIGINALLY our business consisted chiefly of products based on the inventions of Linus Yale, Jr., relating to bank locks and to key locks for general use, all embodying the highest standard of lock excellence in security, convenience and mechanical perfection.

At an early stage we adopted the word "YALE" as our commercial signature, designating, when applied to any of the products of our manufacture, the origin of the goods. This word is now universally recognized as synonymous with our full corporate name, and is as commonly used by the public at large as the latter.

The high standard of quality established for our earliest product, as to design, workmanship and materials, has been extended to each of our many other products as they have successively been added, thus entitling them to be classed as "YALE PRODUCTS," this term indicating both *quality* and *origin*. In all of them it is our aim that each shall be *the best of its kind.*

In this volume we present the complete line of our YALE PRODUCTS of the following groups, viz:

Yale Builders' Locks	Yale Night Latches	Yale Trunk Locks
Yale Builders' Hardware	Yale Padlocks	Yale Door Checks
	Yale Cabinet Locks	

Separate catalogues are issued pertaining to our other lines of products, viz:

Yale Bank Locks	Yale Prison Locks	Chain Blocks
Yale Post Office Boxes	Yale Asylum Locks	Electric Hoists

Our products are more diversified and complete than ever before, embodying all of the latest inventions and improvements; our Works in Stamford, Conn., are the largest of their kind in the world, and equipped with the most modern machinery and appliances of every kind; our organization, both manufacturing and commercial, is more extensive and efficient than at any previous time since we began business in 1869.

All of our facilities are at the service of our trade customers, and justify the continuance of the confidence and business with which they have so long and so liberally favored us.

THE YALE & TOWNE MFG. COMPANY.

Patents, Trade-marks and Symbols

Caution

MANY of the mechanical features of our products are covered by letters patent, and in other cases their external design or ornamentation is covered by design patents. All are further protected by the laws governing "unfair competition," which are increasingly being enforced and which forbid the deceptive simulation by one manufacturer of the products of another.

The symbols used by us to designate specific articles, designs or finishes of our production, consisting of numbers or letters, or both, also belong exclusively to us. Our right to control them has been acquired by adoption and use, and by public acquiescence, and whenever tested by suits of law has been confirmed.

All persons are cautioned against using any of our trade-marks, trade names, trade numbers, or trade symbols, except for the purpose of indicating that the goods with which they are associated are of our production.

Whenever necessary to protect the rights above referred to, including those arising under the doctrine of "unfair competition," we shall not hesitate to resort to legal process for the maintenance of whatever rights belong to us under the law.

General Index

For Designs arranged *alphabetically* by name see page 11, and by *symbol* see page 14.
For Numerical Index see page 16.

A

	Page
Adjusters, casement	287
" window stop	481
Alphabets	431
Apartment house boxes	417
Asylum door knobs	390
" locks	248

B

	Page
Back plates, letter hole	413
Baffler padlocks	122
Bank locks	45
Barrel bolts	296
Bar sash lifts	461
Bars, connecting	477
" shutter	465
Bead screws, stop	465
Bevel of doors	57
" " locks	57
Bicentric cylinder, article	98
" padlocks	115
Bit of history, A	48
Blanks, key	853
Blount door checks	277
Board, night latch	147
Bolt knobs, mortise	391
Bolts, barrel	296
" cased	296
" chain	298
" cremone	310
" cupboard	296
" door	482
" Dutch door	307
" extension	301
" espagnolette	327
" fire exit	313
" flush	299
" foot	298
" indicator	410
" lavatory	412
" mortise	169
" mortise extension	301
" mortise indicator	410
" necked	296
" rim extension	307
" rim indicator	410

B—Continued

	Page
Bolts, rim spring sash	297
" sash and lock	297
" slide	410
" square	296
" window	482
Boxes, apartment house	417
" hallway letter	417
" letter; club, etc.	419
Bulwark padlocks	117
Buttons, push	454
Butt tips	335
Butts	331
" Chicago spring	486
" door	332
" shutter	331
" Stanley	483
" surface	264
" transom	332

C

	Page
Cabin door hooks	385
Cabinet locks	871
" " key blanks	909
Cams, lock	477
Care of locks	53
Card, padlock	132
Cased bolts	296
Casement adjusters	287
Catches, cupboard	336
" elbow	339
" French window	339
" screen door	342
" secret gate	340
" swing arm	340
" transom	340
Ceiling hooks	382
Cellar window fasteners	353
Centres, sash	463
Chain bolts	298
" door fasteners	353
" hoists	45
Chains, transom	476
Chest locks	873
Chicago spring butts	486
Chutes, letter hole	414

C—Continued

	Page
Cigar holder	412
Closet door knobs	391
" spindles, safety	478
" " solid	478
" " triplex	478
Club house boxes	418
Coat and hat hooks	382
Communicating door locks	191
Connecting bars	477
" screws	477
Cover, cylinder	345
Cremone bolts	310
Crescent sash fasteners	480
Cupboard bolts	296
" catches	336
" locks	883
" turns	337
Cup escutcheons	352
Cyclops padlocks	124
Cylinder cover	345
" drivers	477
" hole stopper	345
" locks, article	50
" pins	477
" rings	345
" springs	477
Cylinders, lock	344

D

	Page
Dead locks, mortise	161
" " rim	152
Defender padlocks	114
Defiance "	121
Designs, alphabetically by name	11
" " " symbol	14
" by schools	496
" with emblems	738
Desk locks	880
Display board, night latch	147
" card, padlocks	132
Door bolts	482
" " Dutch	307
" butts	332
" catches, screen	342
" checks, article	276
" " Blount	277

D—Continued

	Page
Door checks, double-acting	283
" " floor	284B
" " holder	281
" fasteners, chain	353
" handles, store	354
" holders	468
" hooks, cabin	385
" knobs, asylum	390
" " closet	391
" " emblematical	398
" " glass	394
" " metal	389
" " pottery	392
" " wood	390
" knockers	399
" latches, screen	342
" pulls	437
" " sliding	436
" stop and strike	412
" stops	467
Doors, hand and bevel of	57
Double-acting door checks	283
Drawer knobs, glass	395
" " metal	397
" locks	888
" pulls	348
Drivers, cylinder	477
Duplex door stop	469
" locks	252
" padlocks	115
Dutch door bolts	307

E

Elbow catches	339
Emblematical knobs	398
Escutcheons, cup	352
Espagnolette bolts	327
Extension bolts, mortise	301
" " rim	307

F

Factory lock equipment	45
Fasteners, cellar window	353
" chain door	353
" Crescent sash	480
" sash	464
Fidelity padlocks	123

F—Continued

	Page
Figures	433
Finishes, description of	91
" list of	93
Fire exit bolts	313
Flaps, shutter	331
Floor check	284B
Flush bolts	299
" rim locks	246
" sash lifts	460
Foot bolts	298
French spindle, article	55
" window catches	339
" window locks	195
Front door locks	220

G

Garage locks	217–219, 256
Gate catches, secret	340
Glass door knobs	394, 396
" drawer knobs	395, 396
" shutter knobs	395, 396
Grips, pull	452
Guard, mortise window	464
Gun-spring hub	237

H

Hallway letter boxes	417
Hand and bevel of doors	57
" " " " locks	57
Handles, lever	420
" store door	354
" tee	472
Hardware for special uses	45
Hasp, padlock	132
Hermetic padlocks	112
Hinge plates	372
Hoists, chain and electric	45
Holder-check, door	281
Holder, cigar	412
Holders, door	468
Hole stopper, cylinder	345
Hoods, letter hole	413
Hook sash lifts	461
Hooks, cabin door	385
" ceiling	382
" coat and hat	382
" pull down	385
" sash	385
" towel	383

H—Continued

	Page
Hospital locks	45
Hotel locks	239, 257
Hub, gun-spring	237

I

Indicator bolt, mortise	410
" " rim	410
Indicators, lock	245
Institutional locks	45, 248
Intrepid padlocks	120
Ironsides padlocks	116

K

Key bitting machine	855
" blanks	853, 909
" bows, special	856
" changes, article	100
" tags, special	857
" plates	386
Keys	853
Kick plates	388
Knob latches, mortise	187
" " rim	177
" locks, rim	178
" " mortise	196, 228
" roses	457
" screw, side	477
" washers	477
Knobs, asylum door	390
" closet door	391
" door, emblematical	398
" " glass	394
" " metal	389
" " pottery	392
" " wood	390
" drawer, glass	395
" " metal	397
" mortise bolt	391
" shutter, glass	395
" " metal	397
Knockers, door	399

L

Latch locks, rim	185
" night, board	147
Latches, lift	405
" mortise knob	187
" " night	148

L—Continued

	Page
Latches, rim knob	177
" " night	135
" screen door	342
" sliding door	209
" store door	232
" swing	410
" vestibule	220
Lavatory bolts	412
" trim	409
Letter boxes, apartment	417
" " club, etc.	418
" " hallway	417
" hole chutes	414
" " hoods	413
" " plates	413
Letters	431
Lever handle plates	458
" handles	420
Lift latches	405
Lifts, bar sash	461
" flush sash	460
" hook sash	461
Lifters, "Simplex" transom	494
" transom	474
Lock cams	477
" cylinders	344
" details and names	47
" indicators	245
" picking, article	53
" security "	52
" spindles "	54
" strikes	478
Locker locks	898
Locks, asylum	248
" bank	45
" bevel of	57
" care of	53
" chest	873
" communicating door	191
" cupboard	883
" desk	880
" drawer	888
" duplex	252, 904
" flush rim	246
" French window	195
" front door	220
" garage	217–219, 256
" hand of, article	57
" hospital	45
" hotel	239, 257
" institutional	45, 248
" locker	898
" master-keyed, article	97
" metal door	259
" mono	265

L—Continued

	Page
Locks, mortise dead	161
" " " sash	297
" " knob	196, 228
" motor car	45
" office	232
" pew	177
" post office box	45
" prison	45
" rim dead	152
" " knob	178
" " latch	185
" " sash	297
" sliding door	212
" stable door	217-219, 256
" store door	230
" trunk	905
" turret	259
" wardrobe	901

M

Mail boxes, apartment	417
" " club, etc.	418
Master-keyed locks, article	97
Metal door knobs	389
" " locks	259
" drawer knobs	397
" shutter "	397
Metals and finishes	91
Meteor padlocks	124
Monitor "	118
Mono-lock sets	265
Mortise bolt knobs	391
" bolts	169
" dead locks	161
" extension bolts	301
" indicator "	410
" knob latches	187
" " locks	196, 228
" night latches	148
" sash locks	297
" turnbuckles	171
" window guard	464
Motor car locks	45

N

Name plates	435
Names of lock parts	47
Necked bolts	296
Night latch board	147

N—Continued

	Page
Night latches, mortise	148
" latches, rim	135
Numerals	433
Numerical index	16

O

Office locks	232
Ornamental lock cylinders	346
" cylinder rings	346

P

Padlock card	132
" hasp	132
" Baffler	122
" Bicentric	115
" brass	121, 123, 126, 130
" bronze	119, 120
" Bulwark	117
" Cyclops	124
" Defender	114
" Defiance	121
" Duplex	115
" Fidelity	123
" Hermetic	112
" Intrepid	120
" Ironsides	116
" Meteor	124
" Monitor	118
" Pin-tumbler,	103–105, 114–117
" Reliance	125
" Resolute	120
" steel	123, 125–128, 130, 131
" Standard	106
" Stronghold	130
" Terror	128
" Titan	124
" Vigilant	129
" Volunteer	127
" Vulcan	122
" Vulcan, Jr.	131
Patents, trade marks, etc.	6
Pew lock	177
Pins, cylinder	477
Pin-tumbler padlocks,	103–105, 114–117
Plates for thumb-turn, etc.	458
Plates, hinge	372
" key	386
" kick	388

P—Continued

	Page
Plates, letter hole	413
" name	435
" push	455
" switch	466
Post office lock boxes	45
Pottery door knobs	392
Prison locks	45
Pull down hooks	385
Pulls, door	437
" drawer	348
" grip	452
" sliding door	436
Push buttons	454
" plates	455

R

Reliance padlocks	125
Resolute "	120
Rest, shelf	465
Rim dead locks	152
" extension bolt	307
" indicator "	410
" knob latches	177
" " locks	178
" latch locks	185
" locks, flush	246
" night latches	135
" sash bolts, spring	297
" turnbuckles	174
Rings, cylinder	345
Roses, knob	457
Rosettes and studs	470

S

Safety closet spindles	478
Sash bolt and lock	297
" bolts, rim spring	297
" centres	463
" fasteners, Crescent	480
" fasts	464
" hooks	385
" lifts, bar	461
" " flush	460
" " hook	461
" locks, mortise dead	297
" sockets	464
Screen door catches	342
" " latches	342
Secret gate catches	340
Screws, connecting	477
" set	477

S—Continued

	Page
Screws, side knob	477
" stop bead	465
Set screws	477
Shelf rest	465
Shutter bars	465
" butts	331
" flaps	331
" knobs, glass	395
" " metal	397
Side knob screws	477
Signs or name plates	435
Simplex transom lifters	494
Slide bolt	410
Sliding door latches	209
" " locks	212
" " pulls	436
Society building hardware,	398, 738–742
Sockets, sash	464
Solid closet spindles	478
" straight spindles	478
Spindles, French, article	55
" safety closet	478
" solid "	478
" straight solid	478
" triplex, article	54
" " closet	478
" " straight	478
" " swivel	477
Spring butts, Chicago	486
" sash bolts	297
Springs, cylinders	477
Square bolts	296
Stable door locks	217–219, 256
" " trim	436
Standard padlocks	106
" finishes, list of	93
Stanley butts	483
Stays, transom	476
Steel padlocks,	123, 125–128, 130, 131
Stop adjusters, window	481
" bead screws	465
Stops, door	467
" " and strike	412
" duplex door	469
Stopper, cylinder hole	345
Store door handles	354
" " latches	232
" " locks	230
Straight spindles, solid	478
" " triplex	478
Strike and door stop	412
Strikes, lock	478
Stronghold padlock	130
Studs and rosettes	470
Surface butts	264

S—Continued

	Page
Swing arm catches	340
" latches	410
Switch plates	466
Swivel spindles	477

T

Tee handle plates	458
" handles	472
Terror padlocks	128
Thumb-turn plates	458
Thumb-turns	473
Tips, butt	335
Titan padlocks	124
Towel hooks	383
Trademarks, patents, etc.	6
Transom butts	332
" catches	340
" centres	463
" chains	476
" lifters	474
" " "Simplex"	494
" stays	476
Triplex spindles, article	54
" closet spindles	478
" straight "	478
" swivel "	477
Trunk locks	905
Turnbuckles, mortise	171
" rim	174
Turns, cupboard	337
Turret locks	259

V

Vestibule latches	220
Vigilant padlocks	129
Volunteer "	127
Vulcan "	122
Vulcan, Jr. padlocks	131

W

Wardrobe locks	901
Washers, knob	477
Window bolts	482
" catches, French	339
" fasteners, cellar	353
" guard, mortise	464
" stop adjusters	481
Wood door knobs	390

Designs arranged Alphabetically

For arrangement by *Symbols* see page 14.

Design	School	Page
Abbottsford	Romanesque	724
Adams	Colonial	499
Adria	Italian Renaissance	691
Alcazar	Spanish "	716
Alencon	French Gothic	579
Alameda	Mission	659
Amboise	French Renaissance	675
Amherst	Colonial	502
Angouleme	French Renaissance	677
Ancona	Italian "	360
Arcadian, bronze		802
" steel		828
Argos	Greek	595
Arno	Italian Renaissance	360
Arlington	Colonial	501
Ashby	Elizabethan	558
Athens	Greek	597
Aumont	Romanesque	721
Austerlitz	Empire	566
Auvergne	Romanesque	722
Beaumont	Romanesque	725, 738
Beauvais	French Gothic	581
Beauvoir	Romanesque	724
Belfort	"	726
Beverly	Colonial	504
Bergamo	Italian Renaissance	693
Biarritz	French "	677
Bolton	Adam	497
Bonn	German Renaissance	685
Bordeaux	Romanesque	727
Bothnian		804
Brabant	Flemish Renaissance	667
Braintree	Colonial	366
Breton	Louis XV	633
Bristol	Colonial	505
Brunswick	"	508
Burlington	"	504
Cambria	Modern Renaissance	713
Certosa	Italian "	694
Ceva	" "	694
Chambord	Francis I	573
Chatillon	Louis XVI	643
Chester	Colonial	509
Cluny	Romanesque	728
Coburg	German Gothic	586
Cologne	" "	584
Colonna	Colonial	512
Compiegne	Louis XVI	645
Concord	Colonial	515
Corinth	Greek	598
Dartmouth	Colonial	516
Dedham	"	517
Deerfield	"	515
Delos	Greek	600
Dodona	"	601
Dorian, bronze		806
" steel		830
Dorchester	Colonial	518
Dormans	French Renaissance	679
Dortrecht	Flemish "	669
Dresden	German "	687
Dreux	French "	680
Drouet	Louis XVI	646
Dubarry	" "	647
Easton	Colonial	520
Egmont	"	371, 407
Elne	Romanesque	730
Endicott	Colonial	519
Epernay	French Gothic	582
Ephesus	Greek	602
Estampes	Empire	318
Everett	Colonial	521
Evereux	Louis XIV	625
Fairfax	Colonial	522
Ferrara	Italian Renaissance	696
Fez	Moorish	662
Firenze	Italian Renaissance	695
Fleury	Louis XV	635
Florensac	German Gothic	587
Florian		831
Folkstone	Adam	498
Fontaine	Louis XVI	648
Fontenoy	Louis XV	637
Gardo	Greek	604
Genoa	Italian Renaissance	697
Germantown	Colonial	387
Gramont	Empire	568
Grenoble	French Renaissance	681
Groton	Colonial	524
Guernsey	Elizabethan	560
Gueret	Romanesque	730

Design	School	Page
Hadley	Colonial	407
Harrow	Elizabethan	561
Hatton	Tudor Gothic	594
Haverford	Colonial	525
Heidelberg	German Renaissance	690
Hellenian		808
Hendon	English Gothic	576
Hertford	Elizabethan	562
Hingham	Colonial	526
Hondo	German Renaissance	688
Illiers	Empire	568
Imola	Italian Gothic	592
Inwood	Colonial	529
Ionian, bronze		810
" steel		834
Isigny	Louis XVI	650
Ivry	French Gothic	583
Jackson	Mission	275
Jamestown	Colonial	530
Jarnac	Romanesque	731
Jena	Empire	569
Jennico		844
Jessen	German Gothic	587
Jeumont	Louis XIV	626
Jourdan	Louis XVI	649
Kampen	Flemish Renaissance	672
Kastania	Greek	608
Kelp	German Gothic	588
Kempton	Colonial	532
Kendall	"	363, 371, 386
Keswick	Mission	263
Khartoum	Egyptian	557
Kingston	Colonial	531
Lagrasse	Romanesque	731
Lancaster	Colonial	320
Largo	Flemish Renaissance	670
Larissa	Greek	606
Laval	L'Art Nouveau	621
Lexington	Colonial	532
Libourne	Byzantine	360
Lodi	Italian Renaissance	699
Lorient	Louis XVI	321, 430
Lorraine	" "	650
Louvre	" "	309, 322
Lozere	" "	652
Lydian, bronze		812
" steel		836
Lynn	Colonial	533
Malaga	Spanish Renaissance	717
Manchester	English "	665
Mandalay	Indian	617
Marathon, bronze	Greek	609
" iron	"	846
Marengo	Empire	570
Marly	Louis XV	638
Meaux	Louis XVI	652
Medford	Colonial	535
Medici	Italian Renaissance	700
Menin	Louis XIV	627
Meridian		814
Milan	Italian Renaissance	702
Miletus	Greek	612
Monaco		848
Monceaux	Louis XVI	654
Murano	Italian Gothic	593
Mystic	Colonial	363, 454
Nantes	Louis XIV	628
Nantucket	Colonial	536
Navarro	Louis XV	639
Nemours	Empire	571
Newcastle	Georgian	575
Newport	Colonial	364, 454
Nimes	Romanesque	732
Nubian, bronze		816
" steel		838
Ofanto	Italian Renaissance	704
Oldenburg	German Gothic	590
Olympian		818
Oporto	French Renaissance	682
Ortomaro	Italian "	370
Orville	French "	684
Osaka	Japanese	619
Ostuni	Italian Renaissance	704
Palermo	Italian Renaissance	705
Parma	Modern "	714
Pasco		850
Pavian		820
Pembroke	English Gothic	577
Petersham	Colonial	536
Piedmont	"	537
Plain, BP		800
" BR		796
" BT		790
" DP		788
" DR		778
" DT		768
" GN		764
" GR		754
" GT		744
Plymouth	Colonial	540
Pueblo	Mission	362, 371, 386
Putney	Colonial	323, 390

Design	School	Page
Quiberon	Louis XVI	654
Quinton	Colonial	371, 407
Raleigh	Elizabethan	563
Realmont	Romanesque	733
Rhodes	Greek	613
Rialto	Italian Renaissance	706
Roanoke	Colonial	542
Rohan	Louis XVI	655
Rokeby	Romanesque	734
Rubian		822
Saarbruck	German Gothic	590
St. Cloud	Empire	571
St. Malo	Louis XVI	658
Salem	Colonial	544
Sconset	"	371, 406
Senlis	Modern Renaissance	715
Sevres	French "	684
Siena	Italian "	707
Sparta	Colonial	546
Staunton	"	371, 407
Stonington	"	548
Stratford	Elizabethan	564
Syrian, bronze		824
" steel		840
Targon	Romanesque	736
Taunton	Colonial	362, 371, 386
Tiber	Roman	719
Torcello	Byzantine	360
Tosca	Italian Renaissance	708
Touraine	Romanesque	735
Tours	French Gothic	583
Traves	Colonial	550
Treviso	Italian Renaissance	709
Trianon	Louis XVI	656
Tunis	Moorish	663
Turin	Italian Renaissance	710
Tyrian, bronze		826
" steel		842
Urbino	Italian Renaissance	710
Uzzano	" "	370
Valence	Romanesque	737
Valencia	Louis XIV	632
Vanceboro	Colonial	262
Velden	Flemish Renaissance	673
Vence	Romanesque	737
Vendome	Louis XIV	629
Vergennes	Henry II	615
Vernoux	Louis XVI	658
Versailles	Louis XIV	630
Vigo	L'Art Nouveau	622
Vigone	Roman	720
Vilaine	Louis XV	642
Villeroi	" "	642
Vinay	Louis XIV	631
Volo	Greek	614
Ware	Colonial	551
Warwick	"	274
Wentworth	Elizabethan	565
Weymouth	Colonial	552
Wilton	"	553
Winthrop	"	367
Woburn	"	554
Yantic	Colonial	555
Yarmouth	English Gothic	578
Yatton	Colonial	371, 406
York	English Gothic	578
Yorktown	Colonial	556
Yuma	Mission	661
Xenia	Flemish Renaissance	674

Designs arranged by Symbol

For arrangement alphabetically by *Name* see page 11.

Symbol	Design	Page
AA	Arcadian, steel	828
AD	Dorian, "	830
AF	Florian, "	831
AI	Ionian, "	834
AL	Lydian, "	836
AN	Nubian, "	838
AS	Syrian, "	840
AT	Tyrian, "	842
BP	Plain	800
BR	"	796
BT	"	790
CA	Arcadian, bronze (wrought)	802
CB	Bothnian	804
CD	Dorian, bronze (wrought)	806
CH	Hellenian (wrought)	808
CI	Ionian, bronze (wrought)	810
CL	Lydian, " "	812
CM	Meridian	814
CN	Nubian, bronze	816
CO	Olympian	818
CP	Pavian	820
CR	Rubian	822
CS	Syrian, bronze	824
CT	Tyrian, "	826
DP	Plain	788
DR	"	778
DT	"	768
EA	Arno	360
EF	Florian, iron	831
EI	Ionian, "	834
EJ	Jennico, "	844
EM	Marathon, iron	846
EP	Pasco	850
FA	Arcadian, iron	828
FD	Dorian, "	830
FL	Lydian, "	836
FM	Monaco	848
GA	Arcadian, bronze (cast)	802
GD	Dorian, " "	806
GH	Hellenian (cast)	808
GI	Ionian, bronze (cast)	810
GM	Marathon, "	609
GN	Plain	764
GR	"	754
GT	"	744
HA	Abbottsford	724
HB	Beauvais	581
HC	Cambria	713
HD	Dartmouth	516
HF	Fleury	635
HL	Larissa	606
HM	Manchester	665
HP	Piedmont	537
HR	Rokeby	734
HS	Salem	544
HT	Tiber	719
HV	Versailles	630
HW	Ware	551
HX	Xenia	674
HY	Yorktown	556
IA	Adams	499
IB	Beauvoir	724
IE	Endicott	519
IF	Fontenoy	637
IG	Gramont	568
IH	Heidelberg	690
IK	Kelp	588
IM	Marengo	570
IO	Oldenburg	590
IP	Palermo	705
IR	Raleigh	563
IS	Sconset	371, 406
IT	Torcello	360
IU	Urbino	710
IV	Valencia	632
IW	Wilton	553
JA	Adria	691
JB	Belfort	726
JC	Certosa	694
JD	Dedham	517
JE	Elne	730
JF	Florensac	587
JG	Genoa	697
JH	Hingham	526
JI	Ivry	583
JJ	Jamestown	530
JM	Marly	638
JR	Realmont	733
JT	Tosca	708
JU	Uzzano	370
JV	Vanceboro	262
JW	Warwick	274
KA	Alameda	659
KB	Bergamo	693
KC	Ceva	694
KD	Deerfield	515
KE	Easton	520
KG	Grenoble	681
KH	Hondo	688
KJ	Jena	569
KK	Kastania	608
KM	Meaux	652
KN	Nimes	732
KO	Ortomaro	370
KP	Pembroke	577
KS	Senlis	715
KT	Targon	736
KV	Valence	737
KY	Yarmouth	578
LA	Alencon	579
LB	Beverly	504
LC	Chambord	573
LE	Ephesus	602
LF	Ferrara	696
LG	Gardo	604
LI	Inwood	529
LJ	Jeumont	626
LK	Kendall	363, 371, 386
LL	Lancaster	320
LM	Medford	535
LN	Nemours	571
LO	Oporto	682
LQ	Quinton	371, 407
LR	Rhodes	613
LS	Sevres	684
LV	Villeroi	642
LW	Woburn	554
LY	Yantic	555

Symbol	Design	Page
MA	Amboise	675
MB	Biarritz	677
MC	Chatillon	643
MD	Dodona	601
MI	Imola	592
MJ	Jessen	587
MK	Kingston	531
ML	Lodi	699
MM	Medici	700
MO	Osaka	619
MP	Parma	714
MS	Siena	707
MT	Touraine	735
MV	Vendome	629
MY	York	578
NA	Amherst	502
NB	Bolton	497
NC	Chester	509
ND	Dorchester	518
NE	Estampes	318
NF	Fez	662
NI	Illiers	568
NJ	Jarnac	731
NK	Kempton	532
NM	Menin	627
NN	Nantucket	536
NO	Orville	684
NQ	Quiberon	654
NT	Tours	583
NV	Vernoux	658
NY	Yuma	661
OA	Alcazar	716
OB	Bonn	685
OD	Dormans	679
OG	Gueret	730
OH	Hatton	594
OJ	Jackson	275
OL	Lorraine	650
OM	Milan	702
ON	Navarro	639
OP	Petersham	536
OR	Roanoke	542
OS	Sparta	546
OT	Traves	550
OV	Vergennes	615
OW	Wentworth	565
PA	Angouleme	677
PB	Bordeaux	727
PC	Cluny	728
PD	Dortrecht	669
PE	Epernay	582
PF	Fairfax	522
PG	Germantown	387
PH	Hertford	562
PJ	Jourdan	649
PL	Largo	670
PM	Miletus	612
PN	Newport	364, 454
PO	Ofanto	704
PR	Rohan	655
PS	St. Cloud	571
PW	Weymouth	552
QA	Argos	595
QC	Coburg	586
QF	Firenze	695
QK	Keswick	263
QL	Lagrasse	731
QM	Monceaux	654
QN	Newcastle	575
QP	Plymouth	540
QR	Rialto	706
QT	Treviso	709
QY	Yatton	371, 406
RA	Arlington	501
RB	Brabant	667
RC	Cologne	584
RD	Dresden	687
RE	Egmont	371, 407
RF	Fontaine	648
RG	Groton	524
RH	Haverford	525
RI	Isigny	650
RK	Khartoum	557
RL	Libourne	360
RM	Mandalay	617
RN	Nantes	628
RO	Ostuni	704
RP	Pueblo	362, 371, 386
RS	St. Malo	658
RT	Trianon	656
RV	Vilaine	642
RW	Winthrop	367
SA	Ashby	558
SB	Braintree	366
SC	Colonna	512
SD	Dreux	680
SE	Evereux	625
SF	Folkstone	498
SG	Guernsey	560
SH	Harrow	561
SL	Laval	621
SM	Murano	593
SP	Putney	323, 390
ST	Turin	710
SV	Vigo	622
TA	Athens	597
TB	Breton	633
TC	Concord	515
TD	Drouet	646
TE	Everett	521
TH	Hendon	576
TK	Kampen	672
TM	Mystic	363, 454
TS	Stonington	548
TT	Tunis	663
TV	Vinay	631
UA	Aumont	721
UB	Bristol	505
UC	Compeigne	645
UH	Hadley	407
UL	Lexington	532
UM	Malaga	717
US	Staunton	371, 407
UT	Taunton	362, 371, 386
UV	Vigone	720
VA	Austerlitz	566
VB	Beaumont	725, 738
VC	Corinth	598
VD	Dubarry	647
VL	Lynn	533
VS	Stratford	564
VV	Vence	737
WA	Auvergne	722
WB	Brunswick	508
WD	Delos	600
WL	Lozere	652
WS	Saarbruck	590
XB	Burlington	504
XL	Lorient	321, 430
XV	Volo	614
YA	Ancona	360
YL	Louvre	309, 322
YV	Velden	673
ZL	Lydian, bronze (cast)	812

Numerical Index

For General Index see page 7. For Designs see page 11.

No.	Description	Page
0	Mortise knob latch	188
1	Door check	277
	Key plate	386
	Key blank	859
R1	Drawer lock	888
RA1	" "	888
SA1	Chest lock	873
W1	Key blank	909
	Wardrobe lock	901
WA1	" "	901
XKA1	Grip pull	452
1½	Key blank	859, 867
2	Door check	277
	Key plate	386
	Key blank	859
	Rim dead lock	152
2A	" " "	152
BP2	Latch-set	800
2C	Rim dead lock	152
2CK	" " "	152
DP2	Latch-set	788
2K	Rim dead lock	152
R2	Drawer lock	888
RA2	" "	888
S2	Chest lock	873
SA2	" "	873
W2	Wardrobe lock	901
WA2	" "	901
XKA2	Grip pull	452
2½	Key blank	859, 867
3	Door check	277
	Key blank	859
	Rim dead lock	154
3A	" " "	154
BP3	Latch-set	800
DP3	"	788
R3	Drawer lock	888
RA3	" "	888
S3	Chest lock	873
W3	Key blank	910
	Wardrobe lock	901
WA3	" "	901
XKA3	Grip pull	452
3½	Key blank	859, 867
4	Door check	277
	Key blank	859
BP4	Latch-set	800
R4	Drawer lock	888
RA4	" "	888
S4	Key blank	909
	Chest lock	873
SA4	" "	873
XKA4	Grip pull	452
5	Door check	277
	Key plate	386
	Key blank	859
	Rim dead lock	153
5A	" " "	153
BP5	Latch-set	800
DP5	"	788
5K	Rim dead lock	153
S5	Chest lock	873
SA5	" "	873
W5	Door knob	390
XKA5½	Grip pull	452
6	Door check	277
	Key blank	859, 867
	Stop bead screw	465
BP6	Latch-set	800
DP6	"	788
XKA6	Grip pull	452
7	Key blank	859
	Rim dead lock	153
	Stop bead screw	465
W7	Key blank	911
	Wardrobe lock	901
XKA7	Grip pull	452
8	Key blank	858, 912
8M	" "	858
W8	Wardrobe lock	901
WA8	" "	901
9	Key blank	912
	Stop bead screw	465
W9	Wardrobe lock	901
XKA9	Grip pull	452
10	Key blank	858, 912
	Stop bead screw	465
W10	Key blank	911
	Wardrobe lock	901
XKA10	Grip pull	453
H10¼	Drawer knob	397
H10¾	Shutter knob	397
11	Key blank	858, 867
	Rim dead lock	152
11GA	Key blank	858
11GB	" "	858
11GC	" "	858
11GD	" "	858
11GE	Key blank	858
11GF	" "	858
11GG	" "	858
11GH	" "	858
11GK	" "	858
11K	Rim dead lock	152
XKA11	Grip pull	453
H11¼	Drawer knob	397
H11¾	Shutter knob	397
S12	Chest lock	874
W12	Key blank	911
	Wardrobe lock	901
XKA12	Grip pull	453
W12¼	Wardrobe lock	901
13	Key blank	858, 867
13½	" "	858
XKA14	Grip pull	453
15	Thumb-turn	473
XKA15	Grip pull	453
16	Key blank	859, 867
	Rim dead lock	155
16X	" " "	155
XKA16	Grip pull	453
17	Key blank	859
18¼	Rim dead lock	154
18¼T	" " "	154
20	Rim night latch	143
20X	" " "	143
EF20¼	Drawer knob	397
EF20¾	Shutter knob	379
S21	Key blank	909
SA21	Chest lock	873
H21¼	Drawer knob	397
XHC21¼	" "	397
H21¾	Shutter knob	397
XHC21¾	" "	397
S22	Chest lock	873
SA22	" "	873
H22¼	Drawer knob	397
H22¾	Shutter knob	397
S24	Chest lock	873
SA24	" "	873
25	Key blank	868
B25	Door knob	389
D25	" "	389
S25	Key blank	909
26	" "	868
	Rim night latch	144
S26	Chest lock	873

No.	Description	Page
SA26	Chest lock	873
26X	Rim night latch	144
27	" " "	144
27C	" " "	144
27X	" " "	144
27XC	" " "	144
S27	Key blank	909
	Chest lock	873
SA27	" "	873
28	Rim night latch	144
28C	" " "	144
28X	" " "	144
28XC	" " "	144
29X	" " "	143
S30	Key blank	860
H30 1/4	Drawer knob	397
XHE30 1/4	" "	397
S30 1/2	Key blank	861
H30 3/4	Shutter knob	397
XHE30 3/4	" "	397
31	Thumb-turn	473
H31 1/4	Drawer knob	397
H31 3/4	Shutter knob	397
S32	Key blank	860
	Cabinet key blank	909
H32 1/4	Drawer knob	397
S32 1/2	Key blank	861
H32 3/4	Shutter knob	397
33	Rim night latch	143
34	" " "	142
34C	" " "	142
34X	" " "	142
34XC	" " "	142
XH34	Asylum knob	390
35	Rim night latch	142
	Thumb-turn	473
B35	Door knob	389
D35	" "	389
H35	" "	389
W35	" "	390
XH35	Asylum knob	390
XTA35	Thumb-turn	473
XTB35	"	473
XTC35	"	473
B36	Door knob	389
D36	" "	389
H36	" "	389
O37	Rim night latch	142
37	" " "	142
	Tee handle	472
B37	Door knob	389
D37	" "	389
H37	" "	389
38	Tee handle	472
O39	Rim night latch	139
H39	Door knob	389
S39	Key blank	909
40	" "	862
W40	Wardrobe lock	902
WA40	" "	902
XHA40 1/4	Drawer knob	397
40 1/2	Key blank	862
XHA40 3/4	Shutter knob	397
41	Key blank	862
41 1/2	" "	862
O42	Rim night latch	139
O42A	" " "	139
O42B	" " "	139
O42P	" " "	140
42	" " "	135
42A	" " "	135
42B	" " "	135
42P	" " "	138
W42	Wardrobe lock	902
WA42	" "	902
O42 1/4	Rim night latch	139
O42 1/2	" " "	139
O42 1/2A	" " "	139
O42 1/2B	" " "	139
O43S	" " "	140
43	" " "	136
43S	" " "	138
43 1/2	" " "	136
44	Cupboard bolt	296
	Rim night latch	137
EF44	Cupboard bolt	296
W44	Wardrobe lock	902
45	Thumb-turn	473
B45	Key blank	864
H45	Door knob	389
W45	" "	390
XTB45	Thumb-turn	473
46	Rim night latch	137
H46	Door knob	389
W46	Key blank	910
	Wardrobe lock	902
WA46	Key blank	911
	Wardrobe lock	902
47	Tee handle	472
H47	Door knob	389
48	Key blank	864
	Tee handle	472
W48	Wardrobe lock	902
O49	Rim night latch	141
O49A	" " "	141
O49B	" " "	141
H49	Door knob	389
50	Key blank	863, 913
B50	" "	864
S50	" "	860
W50	Key blank	910
	Wardrobe lock	902
WA50	Key blank	911
	Wardrobe lock	902
WL50	Extension bolt	309
XAB50	" "	308
XAC50	" "	308
XAD50	" "	308
XAE50	" "	308
S50 1/2	Key blank	861
51	" "	913
	Extension bolt	301
	Thumb-turn	473
B51	Key blank	864
EF51	Extension bolt	301
S51	Key blank	860
52	" "	863, 913
	Extension bolt	302
R52	Key blank	911
S52	" "	860
W52	Wardrobe lock	902
S52 1/2	Key blank	861
53	Double-acting check	284
	Extension bolt	302
GT53	" "	302
S53	Key blank	860
XTD53	Thumb-turn	473
S53 1/2	Key blank	862
54	Thumb-turn	473
B54	Key blank	864
W54	Wardrobe lock	902
XTA54	Thumb-turn	473
XTB54	"	473
XTC54	"	473
55	Extension bolt	302
	Thumb-turn	473
GR55	Extension bolt	302
S55	Key blank	860
XTA55	Thumb-turn	473
XTB55	"	473
XTC55	"	473
XTE55	"	473
S55 1/2	Key blank	862
56	Extension bolt	301
	Tee handle	472
W56	Key blank	910
	Wardrobe lock	902
WA56	Key blank	911
	Wardrobe lock	902
XTM56	Tee handle	472
XTN56	" "	472
XTP56	" "	472
57	Extension bolt	301
	Tee handle	472
58	Extension bolt	303

No.	Description	Page
58	Tee handle	472
59	Extension bolt	303
	Mortise night latch	149
	Tee handle	472
59X	Mortise night latch	149
60	" " "	149
B60	Key blank	864
S60	" "	860
S60 ½	" "	862
61	Extension bolt	302
	Floor check	284B
H61 ¼	Drawer knob	397
XHD61 ¼	" "	397
H61 ¾	Shutter knob	397
XHD61 ¾	" "	397
H62 ¼	Drawer knob	397
XHB62 ¼	" "	397
S62 ½	Key blank	862
H62 ¾	Shutter knob	397
XHB62 ¾	" "	397
63	Extension bolt	302
64	Mortise night latch	148
	Key blank	868
64 ¼	Mortise night latch	148
65	Extension bolt	302
65 ⅛	Asylum lock	248
65 ⅜	" "	248
66	Mortise night latch	148
XTM66	Tee handle	472
XTN66	" "	472
XTP66	" "	472
66 ⅛	Asylum lock	248
66 ¼	Mortise night latch	148
66 ½	" " "	148
66 ¾	" " "	148
67	Key blank	868
B67	Door knob	389
D67	" "	389
H67	" "	389
67 ⅛	Asylum lock	249
67 ⅜	" "	249
68	Extension bolt	303
	Mortise night latch	150
	Key blank	868
B68	Door knob	389
D68	" "	389
H68	" "	389
68 ⅛	Asylum lock	249
68 ¼	Mortise night latch	150
68 ½	" " "	150
68 ¾	" " "	150
69	Extension bolt	303
B69	Door knob	389
D69	" "	389
H69	" "	389
SP69	Door knob	390
70	Flush bolt	299
TS70	Key blank	915
H70 ¼	Drawer knob	397
H70 ¾	Shutter knob	397
71	Flush bolt	299
71 ⅛	Asylum lock	249
73	Flush bolt	299
EF73	" "	300
PA73	Cupboard lock	883
74	Key blank	868
74G	Mortise night latch	151
PA74	Key blank	911
	Cupboard lock	883
TS74J	Trunk lock	905
74 ¼G	Mortise night latch	151
75	Flush bolt	299
EF75	" "	299
75G	Mortise night latch	151
PA75	Cupboard lock	883
S75	Chest lock	874
SA75	" "	874
75 ¼G	Mortise night latch	151
76	Key blank	868
PA76	Cupboard lock	883
S76	Chest lock	874
77	Door bolt	307
	Key blank	868
H77	Door knob	389
PA77	Cupboard lock	883
TS77J	Trunk lock	905
78	Door bolt	307
	Key blank	868
78G	Mortise night latch	151
H78	Door knob	389
PA78	Cupboard lock	883
S78	Key blank	911
	Chest lock	874
78S	Key blank	868
78 ¼G	Mortise night latch	151
79	Key blank	868
79G	Mortise night latch	151
H79	Door knob	389
PA79	Cupboard lock	883
S79	Chest lock	874
TS79	Key blank	915
79 ¼G	Mortise night latch	151
80	Asylum knob	390
	Flush bolt	300
EF80	Sliding door latch	209
EN80	" " "	209
GN80	" " "	209
PA80	Cupboard lock	883
R80	Drawer lock	888
81	Key blank	864
81	Flush bolt	300
PA81	Cupboard lock	883
81 ¼	Rim knob lock	181
82	Key blank	867
DR82	Escutcheon	778
DT82	"	768
GR82	"	754
GT82	"	744
S82	Key blank	910
	Chest lock	875
TS82J	Trunk lock	905
83	Key blank	863
	Flush bolt	300
DR83	Escutcheon	778
DT83	"	768
EF83	Sliding door latch	209
EN83	" " "	209
GN83	" " "	209
GR83	Escutcheon	754
GT83	"	744
S83	Key blank	910
	Chest lock	875
XGR83	Escutcheon	754
83 ¼	Rim latch lock	186
DR84	Escutcheon	778
DT84	"	768
GN84	"	764
GR84	"	754
GT84	"	744
S84	Key blank	910
84 ¼P	Rim latch lock	186
DR85	Escutcheon	778
DT85	"	768
EF85	Sliding door latch	209
EN85	" " "	209
GN85	Escutcheon	764
	Sliding door latch	209
GR85	Escutcheon	754
GT85	"	744
86	Key blank	867
DR86	Escutcheon	778
DT86	"	768
GN86	"	764
GR86	"	754
GT86	"	744
S86	Chest lock	875
TS86J	Trunk lock	905
86 ¼	Rim latch lock	185
86 ¼A	" " "	185
86 ¼P	" " "	185
86 ¼PA	" " "	185
86 ¼T	" " "	185
86 ¼V	" " "	185
86 ¼VA	" " "	185
87	Key blank	867

No.	Description	Page
GN87	Escutcheon	764
88	Key blank	867
DR88	Escutcheon	778
DT88	"	768
GN88	"	764
GR88	"	754
GT88	"	744
88¼	Rim night latch	141
88¼T	" " "	141
89	Key blank	867
DT89	Escutcheon	768
GN89	"	764
GR89	"	754
GT89	"	744
S89	Key blank	910
	Chest lock	875
90	Rim dead lock	155
GT90	Escutcheon	744
R90	Drawer lock	888
RA90	" "	888
S90	Chest lock	875
SA90	" "	875
GT91	Escutcheon	744
DT92	"	768
GN92	"	764
GT92	"	744
R92	Drawer lock	888
RA92	" "	888
R93	Cupboard lock	888
RA93	Drawer lock	888
XH94	Door knob	390
R95	Drawer lock	888
RA95	" "	888
96	Rim night latch	146
W98	Wardrobe lock	903
WA98	" "	903
100	Barrel bolt	296
	Padlock hasp	132
	Door knob	392
BT100	Lock-set	794
DT100	"	774
EF100	Barrel bolt	296
W100	Wardrobe lock	903
WA100	" "	903
W100½	"	903
WA100½	" "	903
101	Holder-check	281
BP101	Lock-set	801
DP101	"	789
R101	Key blank	909
102	Holder-check	281
	Door knob	392
W102	Wardrobe lock	903
WA102	" "	903
W102½	" "	903

No.	Description	Page
WA102½	Wardrobe lock	903
103	Holder-check	281
BR103	Lock-set	798
BT103	"	794
DR103	"	784
DT103	"	774
GN103	"	767
GR103	"	760
GT103	"	750
W103	Wardrobe lock	903
WA103	" "	903
104	Holder-check	281
105	Necked bolt	296
BT105	Lock-set	794
DT105	"	774
X105	Door knob	390
106	Cased bolt	296
106½	Key blank	859, 867
BR107	Lock-set	798
DR107	"	784
GR107	"	760
GT107	"	750
108	Key blank	858, 912
	Square bolt	296
108M	Key blank	858
R108	" "	909
109	" "	912
110	" "	858, 912
	Chain bolt	298
BT110	Lock-set	794
DT110	"	774
EF110	Chain bolt	298
S110	Chest lock	875
SA110	" "	875
111	Key blank	858
BP111	Lock-set	801
DP111	"	789
S112	Chest lock	875
SA112	" "	875
113	Key blank	858
BR113	Lock-set	798
BT113	"	794
DR113	"	784
DT113	"	774
GN113	"	767
GR113	"	760
GT113	"	750
113½	Key blank	858
S114	" "	909
	Chest lock	875
SA114	" "	875
115	Foot bolt	298
	Padlock	131
	Key blank	868
B115	Door knob	389

No.	Description	Page
BT115	Lock-set	794
D115	Door knob	389
DT115	Lock-set	774
EF115	Foot bolt	298
B116	Door knob	389
D116	" "	389
116½	Key blank	859, 867
B117	Door knob	389
BR117	Lock-set	798
D117	Door knob	389
DR117	Lock-set	784
GR117	"	760
GT117	"	750
S117	Key blank	909
	Chest lock	875
SA117	" "	875
S118	Key blank	909
BT120	Lock-set	794
DT120	"	774
S120	Key blank	909
W120	Locker lock	898
WA120	" "	898
O121	Chest lock	879
BP121	Lock-set	801
DP121	"	789
122	Door fastener	353
123	" "	353
BR123	Lock-set	798
BT123	"	794
DR123	"	784
DT123	"	774
GN123	"	767
GR123	"	760
GT123	"	750
W123	Locker lock	898
WA123	" "	898
124	Door fastener	353
125	" "	353
B125	Door knob	389
D125	" "	389
BT125	Lock-set	794
DT125	"	774
EF125	Door fastener	353
BR127	Lock-set	798
DR127	"	784
GR127	"	760
GT127	"	750
130	Extension bolt	303
131	" "	304
132	" "	304
DR133	Lock-set	784
DT133	"	774
GR133	"	760
GT133	"	750
XH133	Door knob	390

No.	Description	Page
133½	Extension bolt	304
134	" "	304
B135	Door knob	389
D135	" "	389
DT135	Lock-set	774
H135	Door knob	389
X135	" "	390
136	Extension bolt	304
B136	Door knob	389
D136	" "	389
H136	" "	389
137	Extension bolt	304
B137	Door knob	389
D137	" "	389
DR137	Lock-set	784
GN137	"	767
GR137	"	760
GT137	"	750
H137	Door knob	389
138	Extension bolt	304
138½	" "	304
H139	Door knob	389
140	Extension bolt	306
PA140	Cupboard lock	883
S140	Key blank	861
140½	Extension bolt	306
S140½	Key blank	861
PA141	Cupboard lock	883
142	Extension bolt	306
PA142	Cupboard lock	883
143	Extension bolt	306
B143	Transom lifter	475
DR143	Lockset	784
DT143	"	774
GR143	"	760
GT143	"	750
P143	Transom lifter	475
PA143	Cupboard lock	883
R143	Transom lifter	475
S143	" "	475
B143½	" "	475
P143½	" "	475
R143½	" "	475
S143½	" "	475
144	Extension bolt	305
B144	Transom lifter	475
P144	" "	475
PA144	Cupboard lock	883
R144	Transom lifter	475
S144	" "	475
144½	Extension bolt	305
B144½	Transom lifter	475
P144½	" "	475
R144½	" "	475
S144½	" "	475
145	Extension bolt	305
DT145	Lock-set	774
H145	Door knob	389
S145	Key blank	861
146	Extension bolt	305
H146	Door knob	389
DR147	Lock-set	784
GN147	"	767
GR147	"	760
GT147	"	750
H147	Door knob	389
H149	" "	389
150	Cremone bolt	312
PA150	Cupboard lock	883
S150	Key blank	861
	Cabinet key blank	913
	Chest lock	876
SA150	" "	876
151	Cremone bolt	312
PA151	Cupboard lock	883
S151	Chest lock	876
SA151	" "	876
PA152	Cupboard lock	883
S152	Key blank	913
	Chest lock	876
SA152	" "	876
B153	Transom lifter	475
DR153	Lock-set	784
DT153	"	774
GR153	"	760
GT153	"	750
P153	Transom lifter	475
PA153	Cupboard lock	883
S153	Chest lock	876
SA153	" "	876
B153½	Transom lifter	475
P153½	" "	475
B154	" "	475
P154	" "	475
PA154	Cupboard lock	883
R154	Transom lifter	475
S154	Key blank	914
	Chest lock	876
	Transom lifter	475
SA154	Chest lock	876
B154½	Transom lifter	475
P154½	" "	475
R154½	" "	475
S154½	" "	475
B155	" "	475
DT155	Lock-set	774
P155	Transom lifter	475
PA155	Cupboard lock	883
R155	Transom lifter	475
S155	Key blank	914
S155	Transom lifter	475
B155½	" "	475
P155½	" "	475
R155½	" "	475
S155½	" "	475
B156	" "	475
P156	" "	475
PA156	Cupboard lock	883
R156	Transom lifter	475
S156	" "	475
B156½	" "	475
P156½	" "	475
R156½	" "	475
S156½	" "	475
DR157	Lock-set	784
GN157	"	767
GR157	"	760
GT157	"	750
S157	Key blank	914
160	Cremone bolt	312
KW160	" "	324
LL160	" "	320
NE160	" "	318
SP160	" "	323
XCA160	" "	313
XCB160	" "	314
XCD160	" "	314
XCE160	" "	325
XCG160	" "	325
XCK160	" "	319
XCL160	" "	316
XL160	" "	321
YL160	" "	322
O161	Drawer lock	897
161	Cremone bolt	312
O161½	Drawer lock	897
162	Cremone bolt	314
S162	Key blank	913
SA162	Chest lock	876
O163	Drawer lock	897
163	Cremone bolt	312
H163½	Thumb knob	391
O163½	Drawer lock	897
164	Cremone bolt	313
SA164	Chest lock	876
165	Cremone bolt	313
B165	Transom lifter	475
P165	" "	475
R165	" "	475
S165	" "	475
B165½	" "	475
P165½	" "	475
R165½	" "	475
S165½	" "	475
B166	" "	475

No.	Description	Page
P166	Transom lifter	475
R166	" "	475
S166	" "	475
SA166	Chest lock	876
XCF166	Cremone bolt	325
B166½	Transom lifter	475
P166½	" "	475
R166½	" "	475
S166½	" "	475
167	Cremone bolt	314
B167	Door knob	389
B167	Transom lifter	475
D167	Door knob	389
H167	" "	389
LL167	Cremone bolt	320
P167	Transom lifter	475
R167	" "	475
S167	" "	475
XL167	Cremone bolt	321
YL167	" "	322
B167½	Transom lifter	475
P167½	" "	475
R167½	" "	475
S167½	" "	475
168	Cremone bolt	314
B168	Door knob	389
	Transom lifter	475
D168	Door knob	389
H168	" "	389
P168	Transom lifter	475
R168	" "	475
S168	Key blank	913
	Chest lock	877
	Transom lifter	475
B168½	" "	475
P168½	" "	475
R168½	" "	475
S168½	" "	475
B169	Door knob	389
D169	" "	389
H169	" "	389
S169	Key blank	913
	Chest lock	877
SA169	" "	877
XCH169	Cremone bolt	326
170	Extension bolt	307
P170	Cupboard lock	884
S170	Key blank	909
P171	" "	910
	Cupboard lock	884
172	Extension bolt	307
P172	Cupboard lock	884
173	Extension bolt	307
P173	Cupboard lock	884
P174	" "	884
175	Extension bolt	307
P175	Cupboard lock	884
176	Key blank	868
177	" "	868
H177	Door knob	389
178	Cremone bolt	313
	Key blank	868
H178	Door knob	389
H179	" "	389
KW179	Cremone bolt	326
180	Espagnolette bolt	328
GN180	Escutcheon	764
GR180	"	754
RA180	Drawer lock	889
181	Espagnolette bolt	328
DR181	Escutcheon	778
GN181	"	764
GR181	"	754
GT181	"	744
RA181	Drawer lock	889
DR181½	Escutcheon	778
GN181½	"	764
GR181½	"	754
GT181½	"	744
182	Espagnolette bolt	328
BP182	Escutcheon	800
BR182	"	796
BT182	"	790
DP182	"	788
DR182	"	778
DT182	"	768
GR182	"	754
GT182	"	744
RA182	Drawer lock	889
XEB182	Espagnolette bolt	328
BR183	Escutcheon	796
BT183	"	790
DR183	"	778
DT183	"	768
GR183	"	754
GT183	"	744
RA183	Drawer lock	889
184	Espagnolette bolt	328
BP184	Escutcheon	800
BR184	"	796
BT184	"	790
DP184	"	788
DR184	"	778
DT184	"	768
GN184	"	764
GR184	"	754
GT184	"	744
RA184	Drawer lock	889
BR185	Escutcheon	796
BT185	"	790
DR185	Escutcheon	778
DT185	"	768
GN185	"	764
GR185	"	754
GT185	"	744
KW185	Espagnolette bolt	330
RA185	Drawer lock	889
XEC185	Espagnolette bolt	329
186	Key blank	867
BP186	Escutcheon	800
BR186	"	796
BT186	"	790
DP186	"	788
DR186	"	778
DT186	"	768
GN186	"	764
GR186	"	754
GT186	"	744
RA186	Drawer lock	889
187	Key blank	867
GN187	Escutcheon	764
P187	Cupboard lock	885
RA187	Drawer lock	889
188	Key blank	867
BR188	Escutcheon	796
BT188	"	790
DR188	"	778
DT188	"	768
GN188	"	764
GR188	"	754
GT188	"	744
RA188	Drawer lock	889
189	Key blank	867
BP189	Escutcheon	800
BT189	"	790
DP189	"	788
DT189	"	768
GN189	"	764
GR189	"	754
GT189	"	744
RA189	Drawer lock	889
RA190	" "	889
RA191	" "	889
BT192	Escutcheon	790
DT192	"	768
GN192	"	764
200	Key blank	864
	Casement adjuster	287
	Door knob	392
	Rim knob latch	177
AF200	Door knob	392
BT200	Lock-set	790
F200	Door knob	392
H200	" "	392
P200	Cupboard lock	885

No.	Description	Page
PA200	Cupboard lock	885
XH200	Door knob	392
201	Casement adjuster	287
BP201	Lock-set	800
BR201	"	796
202	Door knob	392
AF202	" "	392
BR202	Lock-set	796
BT202	"	790
F202	Door knob	392
H202	" "	392
XH202	" "	392
203	" "	392
	Rim knob latch	177
AF203	Door knob	392
F203	" "	392
H203	" "	392
XH203	" "	392
205	Casement adjuster	287
	Door knob	392
AF205	" "	392
F205	" "	392
H205	" "	392
XH205	" "	392
208	Rim knob latch	177
P208	Cupboard lock	885
PA208	" "	885
S208	Key blank	910
	Desk lock	880
210	Casement adjuster	291
211	" "	288
212	" "	288
213	" "	287
214	" "	288
215	" "	289
	Padlock	124
	Key blank	869
	Screen door catch	342
216	Casement adjuster	289
	Screen door catch	342
217	Casement adjuster	290
	Screen door catch	342
218	Casement adjuster	289
S222	Key blank	910
	Desk lock	880
XBF222	Rose	457
XBG222	"	457
H223	"	457
XBD223	"	457
XBE223	"	457
S224	Desk lock	880
225	Padlock	124
	Key blank	869
H225	Rose	457
XBH225	"	457

No.	Description	Page
225½	Padlock	124
H227	Rose	457
230	Casement adjuster	290
BT230	Lock-set	790
231	Casement adjuster	290
BP231	Lock-set	800
XBA231	Plate	457
XBC231	"	457
232	Casement adjuster	291
BT232	Lock-set	790
233	Casement adjuster	292
234	" "	291
	Key blank	865
S234	Desk lock	881
S236	" "	881
240	Casement adjuster	292
	Key blank	865
BT240	Lock-set	790
S240	Key Blank	861
241	Casement adjuster	292
BP241	Lock-set	800
BR241	"	796
242	Casement adjuster	293
BR242	Lock-set	796
BT242	"	790
243	Casement adjuster	293
244	" "	293
S245	Key blank	861
250	Casement adjuster	295
	Mortise dead lock	166
TS250	Key blank	915
TS250½A	Trunk lock	906
251	Casement adjuster	294
	Mortise dead lock	166
BT252	Lock-set	790
253	Casement adjuster	294
254	" "	294
	Mortise dead lock	165
255	Casement adjuster	295
	Mortise dead lock	165
TS255½A	Trunk lock	906
256	Casement adjuster	295
	Mortise dead lock	165
257	" " "	165
258	" " "	165
260	Hallway box	417
	Mortise dead lock	166
H260	Rose	458
UB260	"	458
H261	"	458
UB261	"	458
262	Mortise dead lock	165
H262	Rose	458
263	Mortise dead lock	165
UB263	Rose	458

No.	Description	Page
265	Hallway letter box	417
	Mortise sash lock	297
266	Rim sash lock	297
H266	Rose	458
NC266	"	458
UB266	"	458
267	Key blank	866
	Mortise sash lock	297
269	Mortise knob latch	187
269½	" " "	187
270	Letter box	418
	Mortise dead lock	167
H270	Rose	457
XH270	"	458
271	Letter box	419
	Mortise dead lock	167
272	Letter box	419
R272	Drawer lock	892
RA272	" "	892
XMN272	Rose	427
273	Letter box	418
H273	Rose	457
RA273	Drawer lock	892
XMH273	Rose	426
R274	Key blank	915
	Drawer lock	892
RA274	" "	892
XOL274	Rose	430
275	Padlock	124
	Key blank	869
RA275	Drawer lock	892
275½	Padlock	124
XMS276	Rose	429
XMP277	"	428
MB279	"	428
XGE279	"	427
XMK279	"	427
280	Letter box	418
	Mortise dead lock	166
281	Letter box	419
	Mortise dead lock	166
282	Letter box	419
283	" "	418
285	Padlock	119
	Key blank	869
285½	Padlock	119
288	Key blank	863
289	" "	863
290	Letter box	417
	Mortise dead lock	167
	Key blank	863
R290	" "	915
	Drawer lock	890
RA290	" "	890
290½	Mortise dead lock	167

No.	Description	Page
291	Letter box	417
	Key blank	863
292	Letter box	417
	Mortise dead lock	167
292½	" " "	167
293	Letter box	417
	Key blank	863
R293	Drawer lock	891
294	Key blank	863
R294	Drawer lock	891
295	Mortise dead lock	168
	Key blank	863
R295	" "	915
	Drawer lock	890
297	Mortise dead lock	167
	Padlock	130
	Key blank	870
297½	Mortise dead lock	167
	Padlock	130
R299	Drawer lock	890
RA299	" "	890
300	Cupboard turn	337
	Door knob	392
BT300	Lock-set	791
R300	Drawer lock	890
RA300	" "	890
301	Cupboard turn	337
	Mortise dead lock	161
BR301	Lock-set	796
302	Cupboard turn	338
	Mortise dead lock	163
	Door knob	392
BR302	Lock-set	796
BT302	"	791
EF302	Cupboard turn	338
302¼	Mortise dead lock	163
302½	" " "	163
302¾	" " "	163
304	" " "	164
304¼	" " "	164
304½	" " "	164
304¾	" " "	164
305	Cupboard turn	338
308	Secret gate catch	340
310	Cupboard turn	338
R310	Key blank	915
	Drawer lock	891
RA310	" "	891
GO310¼	Glass drawer knob	396
GO310¾	Glass shutter knob	396
311	Cupboard turn	338
RA311	Drawer lock	891
G311¼	Glass drawer knob	395
G311¾	Glass shutter knob	395
312	Cupboard turn	338
RA312	Drawer lock	891
G312¼	Glass drawer knob	395
G312¾	Glass shutter knob	395
RA313	Drawer lock	891
G313¼	Glass drawer knob	395
G313¾	Glass shutter knob	395
EA314	Store door handle	360
IT314	" " "	360
RA314	Drawer lock	891
RL314	Store door handle	360
YA314	" " "	360
G314¼	Glass drawer knob	395
G314¾	Glass shutter knob	395
315	Cupboard turn	338
RA315	Drawer lock	891
RA316	" "	891
RA317	" "	891
G317¼	Glass drawer knob	395
G317¾	Glass shutter knob	395
318	Mortise dead lock	165
RA318	Drawer lock	891
318¼	Mortise dead lock	165
318½	" " "	165
318¾	" " "	165
RA319	Drawer lock	891
G319¼	Glass drawer knob	395
G319¾	Glass shutter knob	395
320	Cupboard turn	337
RA320	Drawer lock	891
XBK320	Rose	457
XBL320	"	457
XBM320	"	458
H320½	Mortise bolt knob	391
321	Cupboard turn	337
RA321	Drawer lock	891
322	Cupboard turn	337
	Mortise dead lock	161
EF322	Cupboard turn	337
322¼	Mortise dead lock	161
B323	Rose	457
D323	"	457
324	Mortise dead lock	162
R324	Key blank	912
324¼	Mortise dead lock	162
324½	" " "	162
324¾	" " "	162
326	Padlock	113
	Key blank	869
326½	Padlock	113
328	Mortise dead lock	162
	Key blank	863
328¼	Mortise dead lock	162
330	Cupboard catch	336
	Mortise dead lock	161
BT330	Lock-set	791
EF330	Cupboard catch	336
GO330	Glass door knob	396
330¼	Mortise dead lock	161
GO330¼	Glass drawer knob	396
H330½	Mortise bolt knob	391
GO330¾	Glass shutter knob	396
331	Mortise dead lock	161
G331	Glass door knob	394
G331¼	Glass drawer knob	395
H331½	Mortise bolt knob	391
G331¾	Glass shutter knob	395
B332	Key blank	865
BT332	Lock-set	791
G332	Glass door knob	394
G332¼	Glass drawer knob	395
G332¾	Glass shutter knob	395
333	Cupboard catch	336
G333	Glass door knob	394
G333¼	Glass drawer knob	395
G333¾	Glass shutter knob	395
G334	Glass door knob	394
G334¼	Glass drawer knob	395
G334¾	Glass shutter knob	395
336	Mortise dead lock	163
336¼	" " "	163
G337	Glass door knob	394
G337¼	Glass drawer knob	395
G337¾	Glass shutter knob	395
338	Mortise dead lock	164
338¼	" " "	164
339	" " "	164
G339	Glass door knob	394
G339¼	Glass drawer knob	395
G339¾	Glass shutter knob	395
340	Cupboard catch	336
AF340	Plate	457
BP340	"	457
BT340	Lock-set	791
DP340	Plate	457
341	Cupboard catch	336
BR341	Lock-set	796
341½	Key blank	863
H341½	Mortise bolt knob	391
342	Cupboard catch	336
BR342	Lock-set	796
BT342	"	791
O343	Rim night latch	139
343	Cupboard catch	336
	Rim night latch	136
O343P	" " "	140
343P	" " "	138
344	Cupboard catch	336
345	" "	336
S345	Key blank	862
346	Cupboard catch	336

No.	Description	Page
O349	Rim night latch	141
350	French window catch	339
	Rim dead lock	156
EF350	French window catch	339
GO350	Glass door knob	396
351	Rim dead lock	156
G351	Glass door knob	394
352	French window catch	339
BT352	Lock-set	791
EF352	French window catch	339
G352	Glass door knob	394
353	Rim dead lock	156
G353	Glass door knob	394
354	Key blank	870
	Rim dead lock	156
354E	Padlock	127
G354	Glass door knob	394
354J	Padlock	127
354T	"	127
354X	"	127
356	Key blank	870
356E	Padlock	127
356J	"	127
356T	"	127
356X	"	127
G357	Glass door knob	394
358	Rim dead lock	156
359	" " "	156
G359	Glass door knob	394
360	Rim dead ock	157
	Transom catch	340
EF360	" "	340
R360	Key blank	913
	Drawer lock	894
RA360	" "	894
H360 ½	Mortise bolt knob	391
361	Rim dead lock	157
H361 ½	Mortise bolt knob	391
362	Rim dead lock	157
RA362	Drawer lock	893
H362 ½	Mortise bolt knob	391
362 ¾	Transom catch	341
363	Rim dead lock	156
	Transom catch	341
R363	Key blank	913
RA363	Drawer lock	893
H363 ½	Mortise bolt knob	391
364	Rim dead lock	156
RA364	Drawer lock	893
H364 ½	Mortise bolt knob	391
365	Rim dead lock	157
RA365	Drawer lock	893
366	Rim dead lock	157
	Transom catch	341
RA366	Drawer lock	893
RA367	Drawer lock	893
R369	Key blank	913
RA369	Drawer lock	894
370	Rim dead lock	157
H370 ½	Mortise bolt knob	391
370 ¾	Transom catch	340
371	Rim dead lock	157
H371 ½	Mortise bolt knob	391
372	Rim dead lock	157
372 ¾	Transom catch	341
373	Rim dead lock	158
374	" " "	158
374 ¾	Transom catch	341
375	Rim dead lock	157
376	" " "	157
376 ¾	Transom catch	341
377	Rim dead lock	158
378	" " "	158
RA378	Drawer lock	892
RA379	" "	892
380	Elbow catch	339
	Rim dead lock	158
R380 ½	Locker lock	899
RA380 ½	" "	899
381	Elbow catch	339
	Rim dead lock	158
R381 ½	Locker lock	899
RA381 ½	" "	899
382	Elbow catch	339
383	" "	339
R384 ½	Locker lock	899
386	Elbow catch	339
387	" "	339
R387	Locker lock	899
388	Rim dead lock	159
390	" " "	159
RA390	Drawer lock	893
391	Rim dead lock	159
RA391	Drawer lock	893
RA392	" "	893
393	Rim dead lock	160
R393	Drawer lock	892
RA393	" "	892
R394	" "	892
RA394	" "	892
R395	Key blank	915
RA395	Drawer lock	893
RA396	" "	893
RA397	" "	893
RA398	" "	893
399	Rim knob lock	177
	Swing arm catch	340
400	Key blank	865
	Door knob	392
	Store door latch	232
400 ½	Store door latch	232
401	" " "	232
401 ½	" " "	232
402	Door knob	392
403	Ceiling hook	382
	Door knob	392
405	Key blank	865
	Door knob	392
	Store door lock	231
405 ½	" " "	231
406	" " "	231
406 ½	" " "	231
407	Key blank	864
409	Ceiling hook	382
410	Front door lock	229
GO410 ¼	Glass drawer knob	396
GO410 ¾	Glass shutter knob	396
411	Front door lock	229
412	" " "	229
G412 ¼	Glass drawer knob	395
G412 ¾	Glass shutter knob	395
413	Coat and hat hook	382
414	" " " "	382
414 ¼	Store door lock	230
414 ¾	" " "	230
417	Coat and hat hook	382
G417 ¼	Glass drawer knob	395
G417 ¾	Glass shutter knob	395
G418 ¼	Glass drawer knob	395
G418 ¾	Glass shutter knob	395
419	Coat and hat hook	383
G419 ¼	Glass drawer knob	395
G419 ¾	Glass shutter knob	395
S420	Key blank	909
423	Coat and hat hook	382
428	Front door lock	229
428 ½	" " "	229
430	Towel hook	383
DT430	Lock-set	769
GO430	Glass door knob	396
GT430	Lock-set	745
GO430 ¼	Glass drawer knob	396
GO430 ¾	Glass shutter knob	396
DP431	Lock-set	788
DR431	"	779
G431	Glass door knob	394
GR431	Lock-set	755
G431 ¼	Glass drawer knob	395
G431 ¾	Glass shutter knob	395
DR432	Lock-set	779
DT432	"	769
G432	Glass door knob	394
GR432	Lock-set	755
GT432	"	745
432 ¼	Store door lock	230

No.	Description	Page
G432 1/4	Glass drawer knob	395
432 3/4	Store door lock	230
G432 3/4	Glass shutter knob	395
433	Towel hook	383
H433	Closet knob	391
434	Key blank	864
435	Padlock	115
	Key blank	870
435 1/2	Padlock	115
G437	Glass door knob	394
G437 1/4	Glass drawer knob	395
G437 3/4	Glass shutter knob	395
G438	Glass door knob	394
G438 1/4	Glass drawer knob	395
G438 3/4	Glass shutter knob	395
439	Coat and hat hook	411
G439	Glass door knob	394
G439 1/4	Glass drawer knob	395
G439 3/4	Glass shutter knob	395
440	Coat and hat hook	383
DT440	Lock-set	769
GT440	"	745
DP441	"	788
DR441	"	779
GR441	"	755
442	Coat and hat hook	383
DR442	Lock-set	779
DT442	"	769
GR442	"	755
GT442	"	745
444	Coat and hat hook	384
H444	Closet knob	391
446	Coat and hat hook	384
G450	Glass door knob	394
GO450	" " "	396
G451	" " "	394
DR452	Lock-set	779
DT452	"	769
G452	Glass door knob	394
GR452	Lock-set	755
GT452	"	745
453	Key blank	870
453J	Padlock	129
453X	"	129
453 1/2J	"	129
453 1/2X	"	129
454 1/4	Store door lock	231
455	Key blank	870
455J	Padlock	129
455X	"	129
455 1/2J	"	129
455 1/2X	"	129
457	Key blank	870
G457	Glass door knob	394
457J	Padlock	129
457X	Padlock	129
457 1/2J	"	129
457 1/2X	"	129
G458	Glass door knob	394
G459	" " "	394
R460	Drawer lock	890
RA460	" "	890
R461	Key blank	909
	Drawer lock	890
H465	Closet knob	391
R465	Key blank	910
	Drawer lock	890
R466	Key blank	909
	Drawer lock	890
470	Coat and hat hook	385
471	" " " "	384
472 1/4	Store door lock	230
472 3/4	" " "	230
R474	Key blank	910
	Drawer lock	890
475	Coat and hat hook	384
H475	Closet knob	391
477	Coat and hat hook	384
478	" " " "	385
482	Store door lock	230
482 1/2	" " "	230
R487	Drawer lock	889
490	Cabin door hook	385
496	Sliding door pull	436
497	" " "	436
499	" " "	436
500	Key blank	866
BT500	Lock-set	791
FL500	Door pull	437
	Drawer pull	351
GL500	Door pull	437
	Drawer pull	351
501	Cupboard lock	886
BP501	Lock-set	801
BR501	"	797
FL501	Door pull	437
	Drawer pull	351
GL501	Door pull	437
	Drawer pull	351
BR502	Lock-set	797
BT502	"	791
FL502	Door pull	437
	Drawer pull	351
GL502	Door pull	437
	Drawer pull	351
TS502 3/4A	Trunk lock	907
504	Key blank	865
505	Door pull	437
	Cupboard lock	886
506	Door pull	437
507	Cupboard lock	886
	Key blank	865
508	Door pull	437
XKE508	" "	451
509	Key blank	866
510	Door pull	437
	Key blank	866
XKE510	Door pull	451
GO510 1/4	Glass drawer knob	396
GO510 3/4	Glass shutter knob	396
511	Cupboard lock	886
511S	" "	886
XKF511	Door pull	451
512	" "	438
513	" "	438
	Cupboard lock	886
513S	" "	886
514	Door pull	438
G514 1/4	Glass drawer knob	395
G514 3/4	Glass shutter knob	395
515	Door pull	437
	Key blank	866
	Cupboard lock	886
515S	" "	886
G515 1/4	Glass drawer knob	395
G515 3/4	Glass shutter knob	395
516	Door pull	437
G516 1/4	Glass drawer knob	395
G516 3/4	Glass shutter knob	395
G517 1/4	Glass drawer knob	395
G517 3/4	Glass shutter knob	395
G518 1/4	Glass drawer knob	395
G518 3/4	Glass shutter knob	395
519	Key blank	866
G519 1/4	Glass drawer knob	395
G519 3/4	Glass shutter knob	395
520	Key blank	866
H520 1/2	Mortise bolt knob	391
521	Chest lock	878
522	Key blank	866
523	Door pull	437
	Chest lock	878
XKA524	Door pull	451
XKG524	" "	451
525	Chest lock	878
XKB525	Door pull	451
526	" "	438
	Key blank	869
	Padlock	113
XKC526	Door pull	451
526 1/2	Padlock	113
527	Door pull	438
	Key blank	866
BT530	Lock-set	791
530	Key blank	865

No.	Description	Page
GO530	Glass door knob	396
GO530¼	Glass drawer knob	396
H530½	Mortise bolt knob	391
GO530¾	Glass shutter knob	396
531	Locker lock	900
BP531	Lock-set	801
H531½	Mortise bolt knob	391
BT532	Lock-set	791
H533½	Mortise bolt knob	391
534	Key blank	870
G534	Glass door knob	394
534J	Padlock	120
534JMK	"	120
534X	"	120
534XMK	"	120
G534¼	Glass drawer knob	395
534½J	Padlock	120
534½JMK	"	120
534½X	"	120
534½XMK	"	120
G534¾	Glass shutter knob	395
535	Locker lock	900
G535	Glass door knob	394
G535¼	Glass drawer knob	395
G535¾	Glass shutter knob	395
G536	Glass door knob	394
G536¼	Glass drawer knob	395
G536¾	Glass shutter knob	395
G537	Glass door knob	394
G537¼	Glass drawer knob	395
G537¾	Glass shutter knob	395
G538	Glass door knob	394
G538¼	Glass drawer knob	395
G538¾	Glass shutter knob	395
G539	Glass door knob	394
G539¼	Glass drawer knob	395
G539¾	Glass shutter knob	395
BT540	Lock-set	791
GR540	Door pull	439
541	Desk lock	882
BP541	Lock-set	801
BR541	"	797
GR541	Door pull	439
H541½	Mortise bolt knob	391
BR542	Lock-set	797
BT542	"	791
543	Desk lock	882
	Rim night latch	136
543½	" " "	136
GR545	Door pull	442
BT546	" "	439
DT546	" "	439
GR547	" "	440
GR548	" "	439
GR549	" "	441
GO550	Glass door knob	396
GR550	Door pull	441
551	Cupboard lock	887
GO551	Glass door knob	396
GR551	Door pull	440
BR552	Lock-set	797
BT552	"	791
GR552	Door pull	441
553	Cupboard lock	887
GR553	Door pull	441
G554	Glass door knob	394
GR554	Door pull	440
555	Key blank	869
G555	Glass door knob	394
GR555	Door pull	440
555J	Padlock	125
555X	"	125
555½J	"	125
555½X	"	125
G556	Glass door knob	394
GR556	Door pull	442
TA556	Trunk lock	907
557	Key blank	870
G557	Glass door knob	394
557J	Padlock	125
TA557	Key blank	915
557X	Padlock	125
557½J	"	125
557½X	"	125
G558	Glass door knob	394
G559	" " "	394
GR560	Door pull	443
H560½	Mortise bolt knob	391
GR562	Door pull	443
H562½	Mortise bolt knob	391
563	Padlock	121
	Drawer lock	896
GN563	Door pull	444
563S	Drawer lock	896
563½	Padlock	121
H563½	Mortise bolt knob	391
GR564	Door pull	442
H564½	Mortise bolt knob	391
565	Padlock	121
GR565	Door pull	442
565½	Padlock	121
GT566	Door pull	443
569	Drawer lock	896
GR569	Door pull	444
GR570	" "	447
571	Drawer lock	896
GR571	Door pull	443
H571½	Mortise bolt knob	391
GR572	Door pull	444
573	Drawer lock	896
GR573	Door pull	445
GR574	" "	445
575	Key blank	870
GR575	Door pull	445
575J	Padlock	120
575JMK	"	120
575V	"	120
575VMK	"	120
575½J	"	120
575½JMK	"	120
575½V	"	120
575½VMK	"	120
GN576	Door pull	446
GN577	" "	446
GN578	" "	446
585	Key blank	869
	Padlock	120
GT585	Door pull	447
585MK	Padlock	120
585½	"	120
585½MK	"	120
GR586	Door pull	449
GR587	" "	448
GR588	" "	448
GR589	" "	449
GR590	" "	448
GR592	" "	447
GR594	" "	450
GR595	" "	449
XKG596	" "	450
XKH597	" "	450
XKL598	" "	450
600	Numerals	433
BT600	Lock-set	791
TB600	Trunk lock	908
	Key blank	915
601	Numerals	433
BR601	Lock-set	797
602	Numerals	433
BR602	Lock-set	797
BT602	"	791
603	Numerals	433
604	"	433
605	"	433
	Key blank	868
605V	Padlock	122
605½V	"	122
606	Numerals	433
607	"	433
609	"	433
610	"	433
611	"	433
612	Key blank	870
	Numerals	433
612S	Padlock	128

No.	Description	Page
612V	Padlock	128
614¼	Office lock	235
614¼G	" "	235
614¾	" "	235
615	Key blank	870
	Numerals	434
	Office lock	235
615S	Padlock	128
615V	"	128
615½	Office lock	235
620	Numerals	433
GO620¼	Glass drawer knob	396
GO620¾	Glass shutter knob	396
621	Numerals	433
623	Key blank	868
	Padlock	119
R623	Key blank	912
623½	Padlock	119
625	Key blank	868
	Numerals	433
	Padlock	119
625MK	"	119
625½	"	119
625½MK	"	119
630	Numerals	434
BT630	Lock-set	791
GO630	Glass door knob	396
630¼	Mortise knob lock	208
GO630¼	Glass drawer knob	396
630¾	Mortise knob lock	208
GO630¾	Glass shutter knob	396
BT632	Lock-set	791
633	Padlock	123
633½	"	123
635	Numerals	434
	Padlock	123
635½	"	123
640	Numerals	434
BT640	Lock-set	791
BR641	"	797
BR642	"	797
BT642	"	791
645	Numerals	433
645C	Padlock	126
645J	"	126
645V	"	126
645½C	"	126
645½J	"	126
645½V	"	126
647	Key blank	869
647C	Padlock	126
647J	"	126
647V	"	126
647½C	"	126
647½J	"	126
647½V	Padlock	126
650	Numerals	434
BR652	Lock-set	797
BT652	"	791
654¼	Office lock	235
654¼G	" "	235
654¾	" "	235
655	Numerals	434
	Office lock	235
655C	Padlock	122
655J	"	122
655N	"	122
655V	"	122
655½	Office lock	235
655½C	Padlock	122
655½J	"	122
655½N	"	122
655½V	"	122
656	Office lock	233
657	" "	233
658	" "	233
659	" "	233
660	Numerals	433
	Office lock	236
660¼	" "	236
660½	" "	236
660¾	" "	236
661	Key blank	869
661J	Padlock	130
661N	"	130
664	Key blank	869
664J	Padlock	127
665	Communicating lock	194
665C	Padlock	125
665J	"	125
670	Letters	431
	Office lock	233
670½	" "	233
671	Key blank	869
	Letters	431
	Office lock	233
671J	Padlock	130
671V	"	130
671½J	"	130
671½V	"	130
672	Office lock	233
G672	Glass door knob	394
672J	Padlock	131
672N	"	131
674	Key blank	869
674J	Padlock	128
674N	"	128
675	Key blank	868
	Letters	432
675F	Padlock	121
675V	Padlock	121
676	Office lock	234
G676	Glass door knob	394
676¼	Office lock	234
677	Letters	432
G677	Glass door knob	394
680	Letters	432
683	"	432
683¼G	Office lock	238
684	Key blank	869
684J	Padlock	131
684N	"	131
684¼G	Office lock	238
684½J	Padlock	131
684½N	"	131
685	Letters	431
687	"	431
	Office lock	233
690	Letters	431
GO690	Glass door knob	396
692J	Padlock	123
692JMK	"	123
692V	"	123
692VMK	"	123
692X	"	123
692XMK	"	123
693	Letters	431
700	Front door lock	221
701	" " "	221
702	" " "	221
703	" " "	221
705	Shutter flap	331
706	" "	331
707	Butt	331
708	"	331
710	"	331
	Front door lock	221
GO710¼	Glass drawer knob	396
GO710¾	Glass shutter knob	396
711	Butt	331
	Front door lock	221
712	" " "	221
713	" " "	221
RA713	Key blank	912
715	Butt	331
716	"	331
720	"	333
725	"	332
726	"	332
	Front door lock	224
	Padlock	112
726B	"	112
726G	Front door lock	224
726¼	" " "	224
726½	" " "	225

No.	Description	Page
726½	Padlock	112
726½B	"	112
726¾	Front door lock	225
727¼G	Mortise knob lock	228
727¾G	" " "	228
728¼G	" " "	228
728¾G	" " "	228
729¼G	" " "	228
729¾G	" " "	228
DT730	Lock-set	769
GT730	"	745
730¼G	Mortise knob lock	228
730¾G	" " "	228
DP731	Lock-set	789
DR731	"	779
GR731	"	755
DR732	"	779
DT732	"	769
GR732	"	755
GT732	"	745
RA732	Key blank	912
733	Padlock	105
733MK	"	105
RA733	Key blank	912
733½	Padlock	105
733½MK	"	105
735	"	105
735MK	"	105
735½	"	105
735½MK	"	105
DT740	Lock-set	769
GT740	"	745
DP741	"	789
DR741	"	779
GR741	"	755
DR742	"	779
DT742	"	769
GR742	"	755
GT742	"	745
743N	Padlock	114
743S	"	114
743V	"	114
743½N	"	114
743½S	"	114
743½V	"	114
745N	"	114
745NMK	"	114
745S	"	114
745SMK	"	114
745V	"	114
745VMK	"	114
745½N	"	114
745½NMK	"	114
745½S	"	114
745½SMK	"	114
745½V	Padlock	114
745½VMK	"	114
750	Butt	334
	Front door lock	222
GO750	Glass door knob	396
S750	Key blank	860
750¼	Front door lock	222
750½	" " "	223
750¾	" " "	223
GO751	Glass door knob	396
S751	Key blank	860
752	Butt	334
DR752	Lock-set	779
DT752	"	769
GR752	"	755
GT752	"	745
S752	Key blank	860
S753	" "	860
753¼	Front door lock	226
754¼	" " "	226
754¾	" " "	226
755	Butt	332
758¼	Mortise knob lock	228
758¾	" " "	228
759	Front door lock	220
759½	" " "	220
760	" " "	220
760½	" " "	220
761	" " "	220
761½	" " "	220
763	Screen door latch	343
RA763	Key blank	911
766	Vestibule latch	224
766G	" "	224
766½	" "	225
769	Front door lock	220
769½	" " "	220
770	" " "	220
770½	" " "	220
771	" " "	220
771½	" " "	220
774	Vestibule latch	226
774½	" "	226
779	" "	226
780	Butt	333
	Office lock	234
EF780	Butt	334
782	"	333
783¼G	Front door lock	227
RA784	Key blank	865, 912
784¼G	Front door lock	227
785	Butt	332
790	Vestibule latch	222
790G	" "	222
790¼	" "	222
790½	Vestibule latch	223
790¾	" "	223
RA793	Key blank	911
800	Door stop	467
	Mortise knob lock	196
	Padlock	106
BT800	Lock-set	792
800G	Padlock	106
800N	"	106
801	Door stop	467
	Mortise knob lock	196
801B	Padlock	116
801BN	"	116
BR801	Lock-set	797
801F	Padlock	116
801N	"	116
801½B	"	116
801½BN	"	116
801½F	"	116
801½N	"	116
802	Door stop	467
	Mortise knob lock	196
BR802	Lock-set	797
BT802	"	792
803B	Padlock	116
803F	"	116
803N	"	116
RA803	Key blank	912
803½B	Padlock	116
803½F	"	116
803½N	"	116
804	Mortise knob lock	196
805	Door stop	467
805B	Padlock	116
805F	"	116
805N	"	116
805½B	"	116
805½F	"	116
805½N	"	116
806	Door stop	467
	Mortise knob lock	196
807	" " "	196
808	" " "	196
809	" " "	196
810	Door stop	467
	Mortise knob lock	196
811	" " "	196
812	Door stop	467
	Mortise knob lock	196
BP812	Key plate	800
BR812	" "	796
BT812	" "	790
DP812	" "	788
DR812	" "	778
DT812	" "	768

No.	Description	Page
GN812	Key plate	764
GR812	" "	754
GT812	" "	744
KA812	" "	386
UT812	" "	386
XFA812	" "	386
XFB812	" "	386
XFC812	" "	386
XFD812	" "	387
XFG812	" "	387
XFH812	" "	386
XFK812	" "	386
XFL812	" "	386
XFM812	" "	386
XFN812	" "	386
XFO812	" "	386
XFP812	" "	387
XFR812	" "	387
XFS812	" "	387
XFT812	" "	387
XFU812	" "	387
XFV812	" "	387
XFW812	" "	387
813	Door stop	467
	Mortise knob lock	196
	Padlock	106
BP813	Key plate	800
BT813	" "	790
DP813	" "	788
DT813	" "	768
GT813	" "	744
813N	Padlock	106
813¼	"	107
813¼N	"	107
813½	"	106
813½N	"	106
813¾	"	107
813¾N	"	107
814	Mortise knob lock	196
	Padlock	107
814½	"	107
815	Mortise knob lock	196
	Padlock	107
GL815	Key plate	386
815½	Padlock	107
816	Mortise knob lock	196
817	" " "	196
818	" " "	196
820	Door stop	467
	Mortise knob lock	197
GN820	Key plate	764
GR820	" "	754
GT820	" "	744
821	Mortise knob lock	197
822	Door stop	467

No.	Description	Page
822	Mortise knob lock	197
823	" " "	197
	Padlock	107
PG823	Key plate	387
H823	" "	387
823N	Padlock	107
XGA823	Key plate	387
XGB823	" "	387
XGC823	" "	387
XGD823	" "	387
XGE823	" "	387
XGF823	" "	387
XGH823	" "	387
XGK823	" "	387
823½	Padlock	107
823½N	"	107
824	Mortise knob lock	197
	Padlock	107
PG824	Key plate	387
824½	Padlock	107
825	Door stop	468
	Mortise knob lock	197
GL825	Key plate	386
826	Mortise knob lock	197
827	" " "	197
BP827	Key plate	386
828	Door stop	468
	Mortise knob lock	197
829	Door stop	468
D829	Key plate	386
830	Door stop	467
	Mortise knob lock	203
	Padlock	103
BT830	Lock-set	792
830MK	Padlock	103
830½	Mortise knob lock	203
	Padlock	103
830½MK	"	103
831	Mortise knob lock	203
	Padlock	103
831MK	"	103
831½	Mortise knob lock	203
	Padlock	103
831½MK	"	103
832	Mortise knob lock	200
BT832	Lock-set	792
833	Mortise knob lock	200
	Padlock	108
833N	"	108
833½	"	108
833½N	"	108
834	Mortise knob lock	200
	Padlock	108
834½	"	108
835	Door holder	468

No.	Description	Page
835	Mortise knob lock	200
840	Door stop	469
	Mortise knob lock	203
	Padlock	103
BT840	Lock-set	792
840MK	Padlock	103
840½	Mortise knob lock	203
	Padlock	103
840½MK	"	103
841	Door stop	469
	Mortise knob lock	203
	Padlock	103
BR841	Lock-set	797
841MK	Padlock	103
841½	Mortise knob lock	203
	Padlock	103
841½MK	"	103
842	Door stop	469
BR842	Lock-set	797
BT842	"	792
843	Door stop	469
	Padlock	108
843N	"	108
843½	"	108
843½N	"	108
844	Door stop	469
	Padlock	108
844½	"	108
845	Door stop	469
848	" "	469
849	" "	469
850	Mortise knob lock	206
	Padlock	104
BP850	Cup escutcheon	800
DP850	" "	788
FR850	" "	796
GL850	" "	352
GN850	" "	764
GR850	" "	754
850MK	Padlock	104
850½	"	104
850½MK	"	104
851	Mortise knob lock	206
	Padlock	104
851MK	"	104
851½	"	104
851½MK	"	104
BR852	Lock-set	797
BT852	"	792
853	Padlock	108
H853	"	109
L853	"	109
853N	"	108
853½	"	108
853½N	"	108

No.	Description	Page
854	Padlock	108
FR854	Cup escutcheon	796
GL854	" "	352
GN854	" "	764
GR854	" "	754
854½	Padlock	108
860	Mortise knob lock	206
861	" " "	206
863	Padlock	110
863N	"	110
863½	"	110
863½N	"	110
864	"	110
GL864	Cup escutcheon	352
864½	Padlock	110
GL865	Cup escutcheon	352
870	Mortise knob lock	198
	Padlock	104
GL870	Cup escutcheon	352
GT870	" "	744
870MK	Padlock	104
870½	"	104
870½MK	"	104
871	Mortise knob lock	198
	Padlock	104
GL871	Cup escutcheon	352
871MK	Padlock	104
871½	"	104
871½MK	"	104
873	Mortise knob lock	198
	Padlock	110
873N	"	110
873½	"	110
873½N	"	110
874	Mortise knob lock	198
	Padlock	110
GL874	Cup escutcheon	352
874½	Padlock	110
875	Mortise knob lock	198
GL875	Cup escutcheon	352
876	Mortise knob lock	198
GL876	Cup escutcheon	352
877	Padlock	111
GL877	Cup escutcheon	352
GL879	" "	352
880	Mortise knob lock	198
GL880	Cup escutcheon	352
881	Mortise knob lock	198
882	" " "	198
883	" " "	198
884	" " "	198
885	" " "	198
886	" " "	198
887	" " "	198
888	" " "	198
GT890	Cup escutcheon	352
893	Padlock	111
893N	"	111
893½	"	111
893½N	"	111
894	"	111
894½	"	111
897	"	111
897½	"	111
900	Lever handle	420
	Rim knob lock	182
BT900	Lock-set	792
RA900	Key blank	912
901	Drawer lock	894
	Rim knob lock	182
BR901	Lock-set	797
902	Lever handle	420
	Rim knob lock	182
BR902	Lock-set	797
BT902	"	792
903	Drawer lock	894
	Padlock	117
	Rim knob lock	182
903½	Padlock	117
904	Lever handle	420
	Rim knob lock	182
905	Drawer lock	894
	Lever handle	420
	Padlock	117
	Rim knob lock	182
905½	Padlock	117
906	Lever handle	420
	Rim knob lock	182
907	Lever handle	420
	Rim knob lock	182
908	Lever handle	420
	Rim knob lock	182
909	" " "	182
910	Lever handle	420
	Rim knob lock	182
911	" " "	182
912	Lever handle	420
	Rim knob lock	182
913	" " "	182
914	Lever handle	420
	Rim knob lock	182
915	Lever handle	420
	Rim knob lock	182
918	" " "	182
919	" " "	182
920	Lever handle	420
921	Drawer lock	894
	Rim knob lock	184
922	Lever handle	421
	Rim knob lock	184
923	Drawer lock	894
	Lever handle	421
	Rim knob lock	184
924	Lever handle	421
	Rim knob lock	184
925	Drawer lock	894
930	Lever handle	421
	Rim knob lock	183
BT930	Lock-set	792
931	Lever handle	421
	Rim knob lock	183
932	" " "	183
BT932	Lock-set	792
933	Rim knob lock	183
935	Lever handle	421
	Padlock	115
935B	"	115
XMF935	Lever handle	426
XMH935	" "	426
935½	Padlock	115
935½B	"	115
937	Lever handle	423
939	" "	422
XMP939	" "	428
XMS939	" "	429
940	" "	421
	Rim knob lock	183
BT940	Lock-set	792
XMR940	Lever handle	428
941	Desk lock	882, 895
	Lever handle	421
	Rim knob lock	183
BR941	Lock-set	797
XMB941	Lever handle	425
XMC941	" "	425
BR942	Lock-set	797
BT942	"	792
943	Desk lock	882
	Drawer lock	895
944	Lever handle	421
945	Desk lock	882
	Drawer lock	895
	Lever handle	421
	Padlock	115
	Rim knob lock	183
945B	Padlock	115
945½	"	115
945½B	"	115
946	Lever handle	421
	Rim knob lock	183
948	Lever handle	421
XMD949	" "	425
XME949	" "	425
950	" "	422
	Rim knob lock	178

No.	Description	Page
GO950	Glass door knob	396
951	Drawer lock	895
	Lever handle	422
	Rim knob lock	178
952	" " "	178
BR952	Lock-set	797
BT952	"	792
953	Drawer lock	895
	Rim knob lock	178
954	" " "	178
955	Drawer lock	895
	Lever handle	422
	Rim knob lock	178
XMN955	Lever handle	427
956	" "	422
	Rim knob lock	178
957	" " "	178
958	" " "	178
959	" " "	178
960	Lever handle	422
	Rim knob lock	178
XL960	Lever handle	430
961	Drawer lock	895
	Rim knob lock	178
962	" " "	178
XML962	Lever handle	427
XMT962	" "	429
963	Drawer lock	895
	Rim knob lock	178
964	" " "	178
965	Drawer lock	895
	Lever handle	422
	Rim knob lock	178
XOL965	Lever handle	430
966	Drawer lock	895
968	Lever handle	422
969	" "	427
XGE969	" "	427
XMK969	" "	427
970	" "	424
	Rim knob lock	179
971	Drawer lock	895
	Lever handle	424
	Rim knob lock	179
XMG971	Lever handle	426
972	Drawer lock	895
973	" "	895
980	Rim knob lock	179
981	Drawer lock	895
	Rim knob lock	179
982	Lever handle	423
983	Drawer lock	895
985	" "	895
	Lever handle	423
986	" "	423
987	Lever handle	423
995	Rim knob lock	179
996	" " "	179
1000	Mortise knob latch	189
1000G	" " "	189
1000½	" " "	189
1000½G	" " "	189
1001	" " "	190
1001G	" " "	190
1002	" " "	190
1003	" " "	188
1003½	" " "	188
1004	" " "	187
1004½	" " "	187
1005	" " "	188
GN1005	Plate	459
GP1005	Rose	458
1006	Mortise knob latch	188
1007	" " "	187
1007½	" " "	187
1008	" " "	187
1008½	" " "	187
1009	" " "	187
1009½	" " "	187
1010	" " "	188
GL1010	Drawer pull	351
1010½	Mortise knob latch	188
1011	" " "	188
GL1011	Drawer pull	351
1011½	Mortise knob latch	188
1012	" " "	188
1012½	" " "	188
1013	" " "	188
GL1013	Drawer pull	351
1013½	Mortise knob latch	188
GL1014	Drawer pull	351
1015	Tee handle	472
1016	" "	472
1018	Screen door latch	342
	Tee handle	472
1019	Screen door latch	342
1020	" " "	343
GL1020	Drawer pull	348
DL1022	" "	348
EF1022	" "	348
FL1022	" "	348
GL1022	" "	348
1029	Mortise knob latch	190
DT1030	Lock-set	769
EF1030	Drawer pull	348
FL1030	" "	348
GL1030	" "	348
GT1030	Lock-set	745
DR1031	"	779
EF1031	Drawer pull	348
FL1031	Drawer pull	348
GL1031	" "	348
GR1031	Lock-set	755
DR1032	"	779
DT1032	"	769
EF1032	Drawer pull	348
FL1032	" "	348
GL1032	" "	348
GR1032	Lock-set	755
GT1032	"	745
DT1040	"	769
EF1040	Drawer pull	349
GL1040	" "	349
GT1040	Lock-set	745
DR1041	"	779
EF1041	Drawer pull	349
GL1041	" "	349
GR1041	Lock-set	755
DR1042	"	779
DT1042	"	769
GR1042	"	755
GT1042	"	745
1047	Mortise bolt	169
1047½	" "	169
1048	" "	169
1048½	" "	169
1049	" "	169
1050	" "	170
1050½	" "	170
1052	" "	170
DR1052	Lock-set	779
DT1052	"	769
GR1052	"	755
GT1052	"	745
GN1053	"	765
GN1055	"	765
B1056	Drawer pull	348
D1056	" "	348
B1057	" "	348
D1057	" "	348
B1058	" "	348
D1058	" "	348
1060	Mortise bolt	170
XPE1060	Drawer pull	350
1060½	Mortise bolt	170
GL1061	Drawer pull	349
XPE1061	" "	350
EF1062	" "	349
GL1062	" "	349
XPE1062	" "	350
1063	Mortise bolt	169
GL1063	Drawer pull	349
XPE1063	" "	350
1064	Mortise bolt	169
1068	Turnbuckle	174

No.	Description	Page
1068½	Turnbuckle	174
1068¾	"	174
1069	"	174
1069½	"	174
1069¾	"	174
1071¾	"	175
G1072	Drawer pull	351
1072¾	Turnbuckle	175
1073	"	174
G1073	Drawer pull	351
1073½	Turnbuckle	174
1073¾	"	174
F1074	Drawer pull	351
G1074	" "	351
1074¼	Turnbuckle	176
1074¾	"	176
1075	"	174
1075½	"	174
1075¾	"	174
1077	"	175
1077½	"	175
1077¾	"	175
1078	"	175
1078½	"	175
1078¾	"	175
1079	"	174
1079½	"	174
1079¾	"	174
1081	"	175
1081½	"	175
1081¾	"	175
1083	"	176
1083½	"	176
1083¾	"	176
1084	"	176
1084½	"	176
1084¾	"	176
G1089	Drawer pull	351
XPA1089	" "	351
XPH1089	" "	350
XPD1091	" "	351
GR1092	" "	349
XPD1092	" "	351
XPC1093	" "	351
XPD1093	" "	351
XPC1093¼	" "	351
XPB1094	" "	351
XPC1094	" "	351
XPD1094	" "	351
XPC1094¼	" "	351
XPM1095	" "	350
HPL1096	" "	350
HPL1097	" "	350
GR1098	" "	349
HPL1098	" "	350
XPG1098	Drawer pull	350
DR1099	" "	349
GR1099	" "	349
GT1099	" "	349
XPF1099	" "	350
XPG1099	" "	350
XPH1099	" "	350
XPK1099	" "	350
XPL1099	" "	350
XPN1099¼	" "	350
1100	Cylinder	345
	Turnbuckle	171
1101	Cylinder	345
	Turnbuckle	171
1101½	"	171
1102	Cylinder	344
	Turnbuckle	171
1102½	"	171
1103	Cylinder	344
1104	"	344
1104½	Turnbuckle	171
H1105	Rose	458
1107	Cylinder	345
1108	"	345
1109½	Turnbuckle	171
1110	Cylinder	344
	Turnbuckle	171
1110½	"	171
1111	Cylinder	344
	Turnbuckle	171
1111½	"	171
1112	"	171
1112½	"	171
1113	Cylinder	344
	Turnbuckle	171
1113½	"	171
1114	Cylinder	344
	Turnbuckle	171
1114½	"	171
1115	"	171
1115½	"	171
1116	"	171
1117	"	171
1118	"	171
1119	"	171
1120	Cylinder	344
1121	"	344
1122	"	344
1123	"	344
XLE1127	Cylinder head	346
1128½	Turnbuckle	171
1129	Thumb-turn disc	345
1129½	Turnbuckle	171
1130	Cylinder ring	345
	Turnbuckle	172
1131	Cylinder ring	345
	Turnbuckle	172
1131½	"	172
1132	Cylinder ring	345
	Turnbuckle	172
1132½	"	172
1133	"	172
	Cylinder ring	345
XLA1133	" "	347
XLB1133	" "	347
XLC1133	" "	347
XLD1133	" "	347
1133½	Turnbuckle	172
1134	"	172
1134½	"	172
1135	Cylinder ring	345
	Turnbuckle	172
1137	"	172
1139½	"	172
1141	Connecting bar	477
1143	" "	477
	Turnbuckle	172
1144	Connecting bar	477
1145	" "	477
	Turnbuckle	172
1147	Connecting bar	477
1148½	Turnbuckle	172
1150	Connecting screw	477
1151	" "	477
1152	Turnbuckle	173
1159½	"	173
1160	Cam	477
1161	"	477
1165	Turnbuckle	173
1165½	"	173
1170	Solid spindle	478
1171	" "	478
1172	Triplex spindle	478
1173	" "	478
1176	" "	477
1177	" "	477
1185	Closet spindle	478
1186	Triplex closet spindle	478
1189	" " "	478
1190	Side knob screw	477
1191	Set screw	477
1192	" "	477
1196	Knob washer	477
1200	Rim bolt	410
1201	" "	410
1202	" "	410
1203	" "	410
1205	Mortise bolt	410
GN1205	Plate	458
1206	Mortise bolt	410

No.	Description	Page
1210	Swing latch	410
1211	" "	410
1212	" "	410
1215	Slide bolt	410
1220	Cigar holder	412
1221	Cigar & paper holder	412
QY1221	Store door handle	371
1230	Bolt	412
1231	"	412
1232	"	412
1233	"	412
1240	Sash socket	464
IS1241	Store door handle	371
1244	Sash socket	464
1245	" "	464
1246	" "	464
1247	" "	464
1250	" "	464
1255	" "	465
1256	" "	465
1257	" "	465
1258	" "	465
1270	Pull down hook	385
1271	" " "	385
1275	" " "	385
1280	Transom stay	476
1281	" "	476
1290	Transom chain	476
1291	" "	476
1292	" "	476
1320	Sash centre	463
1321	" "	463
1322	" "	463
1323	" "	463
1325	" "	463
1330	" "	463
1335	" "	463
GL1338	Hook sash lift	461
EF1339	" " "	461
FR1339	" " "	461
GR1339	" " "	461
FL1341	" " "	461
GL1341	" " "	461
GL1342	" " "	461
AF1343	" " "	461
BP1343	" " "	461
BT1343	" " "	461
DP1343	" " "	461
DT1343	" " "	461
FR1343	" " "	461
GR1343	" " "	461
AF1344	Flush sash lift	460
BP1344	" " "	460
BT1344	" " "	460
DP1344	" " "	460
DT1344	Flush sash lift	460
GL1344	" " "	460
GN1344	" " "	460
GR1344	" " "	460
GT1344	" " "	460
XG1344	" " "	460
GL1347	" " "	460
GN1347	" " "	460
GR1347	" " "	460
GT1347	" " "	460
GL1348	" " "	460
GN1348	" " "	460
GR1348	" " "	460
GT1348	" " "	460
GL1349	" " "	460
GN1349	" " "	460
GR1349	" " "	460
GT1349	" " "	460
XG1349	" " "	460
1352	Bar sash lift	462
1355	" " "	462
EF1355	" " "	462
1357	" " "	462
1358	" " "	462
1359	" " "	462
1360	" " "	462
1361	" " "	462
1362	" " "	462
1365	" " "	462
1371	Sash fastener	464
1372	" "	464
1376	" "	464
1377	" "	464
1381	Shutter bar	465
1384	" "	465
1386	" "	465
GT1394	Flush sash lift	460
GT1398	" " "	460
GT1399	" " "	460
BT1400	Lock-set	792
BP1401	"	801
BR1401	"	797
1402	Mortise knob lock	207
BR1402	Lock-set	797
BT1402	"	792
1402G	Mortise knob lock	207
1402½	" " "	207
GN1404	Push botton	454
1406	Mortise knob lock	207
TM1409	Push button	454
GL1410	" "	454
TM1410	" "	454
EF1413	" "	454
GL1413	" "	454
BT1416	" "	454
DT1416	Push button	454
GN1416	" "	454
GT1416	" "	454
PN1416	" "	454
GN1417	" "	454
GT1417	" "	454
US1417	Lift latch	407
GL1419	Push botton	454
US1421	Store door handle	371
HS1425	Door knocker	400
SB1425	" "	404
XKA1425	" "	399
XUA1425	" "	399
XUB1425	" "	399
XUC1425	" "	399
XUD1425	" "	399
XUE1425	" "	399
XUF1425	" "	399
XUG1425	" "	399
XUH1425	" "	399
XUK1425	" "	400
XUL1425	" "	400
XUM1425	" "	400
XUN1425	" "	400
XUP1425	" "	401
XUR1425	" "	401
XUS1425	" "	401
XUT1425	" "	401
XUV1425	" "	402
XUW1425	" "	402
XWA1425	" "	402
XWB1425	" "	402
XWC1425	" "	403
XWD1425	" "	403
XWE1425	" "	403
XWF1425	" "	403
XWG1425	" "	404
XWH1425	" "	404
XWK1425	" "	404
XWL1425	" "	404
XWM1425	" "	404
BT1430	Lock-set	792
BP1431	"	801
BT1432	"	792
1440	Mortise knob lock	204
BT1440	Lock-set	792
BP1441	"	801
BR1441	"	797
1442	Mortise knob lock	204
BR1442	Lock-set	797
BT1442	"	792
1442½	Mortise knob lock	204
1444	" " "	205
1445	" " "	205
1445½	" " "	205

No.	Description	Page
1446	Mortise knob lock	205
1446½	" " "	205
BR1452	Lock-set	797
BT1452	"	792
1460	Mortise knob lock	208
1460½	" " "	208
1475	" " "	200
1475G	" " "	200
1475½	" " "	200
1500	" " "	202
1500G	" " "	202
BT1500	Lock-set	793
EF1500	Letter hole plate	415
FL1500	" " "	413
GL1500	" " "	413
GN1500	" " "	416
1500½	Mortise knob lock	202
1501	" " "	202
BR1501	Lock-set	797
GT1501	Letter hole plate	414
1501½	Mortise knob lock	202
1502	" " "	201
BR1502	Lock-set	797
BT1502	"	793
GR1502	Letter hole plate	413
1502½	Mortise knob lock	201
1503	" " "	201
1503G	" " "	201
GT1503	Letter hole plate	414
1503½	Mortise knob lock	201
1505	" " "	202
1505G	" " "	202
GR1505	Letter hole plate	415
1505½	Mortise knob lock	202
GR1507	Letter hole plate	415
GT1508	" " "	414
EF1510	" " "	415
FL1510	" " "	413
GL1510	" " "	413
GN1510	" " "	416
GT1511	" " "	414
GR1512	" " "	413
GR1515	" " "	415
RE1517	Lift latch	407
UH1517	" "	407
1518	Communicating lock	191
1519	" "	191
FL1520	Letter hole hood	413
GL1520	" " "	413
GN1520	" " "	416
GT1521	" " "	414
GR1522	" " "	413
GT1523	" " "	414
1525	Communicating lock	193
GR1527	Letter hole hood	415
1528	Communicating lock	191
1529	" "	191
BT1530	Lock-set	793
GL1530	Letter hole plate	415
GT1530	" " "	414
BT1532	Lock-set	793
GT1533	Letter hole plate	414
1534	Communicating lock	192
KA1534	Store door handle	362
RP1534	" " "	362
TM1534	" " "	363
1534½	Communicating lock	192
TM1534½	Store door handle	363
1535	Communicating lock	192
GR1535	Letter hole plate	414
1535½	Communicating lock	192
BT1540	Lock-set	793
GL1540	Letter hole plate	415
GT1540	" " "	414
BR1541	Lock-set	797
KA1541	Store door handle	371
RE1541	" " "	371
RP1541	" " "	371
BR1542	Lock-set	797
BT1542	"	793
GT1543	Letter hole plate	414
1545	Communicating lock	194
GR1545	Letter hole plate	414
GL1550	" " "	415
GT1550	Letter hole hood	414
BR1552	Lock-set	797
BT1552	"	793
GT1553	Letter hole hood	414
GL1560	Letter hole plate	416
XGL1560	" " "	416
1564	Communicating lock	193
GL1570	Letter hole plate	416
XGL1570	" " "	416
1580	Asylum lock	250
1581	" "	251
1582	" "	250
1583	" "	250
1584	" "	250
1585	" "	250
1586	" "	251
GT1590	Letter hole chute	414
GL1591	" " "	415
GL1592	" " "	416
XGL1592	" " "	416
1600	French window lock	195
	Stud	470
1600½	French window lock	195
1601	" " "	195
	Stud	470
1601½	French window lock	195
1602	French window lock	195
	Stud	470
1602A	"	470
1602½	French window lock	195
1603	" " "	195
	Stud	470
1603A	"	470
1603½	French window lock	195
1604	Stud	470
1605	French window lock	195
	Stud	470
1605½	French window lock	195
1606	" " "	195
	Stud	470
1606½	French window lock	195
1607	Stud	470
1608	"	470
1609	"	470
1610	"	470
1611	French window lock	195
	Stud	470
1611½	French window lock	195
1612	" " "	195
	Stud	470
1612A	"	470
1612½	French window lock	195
1613	Stud	470
1614	"	470
1615	"	470
1615A	"	470
1615B	"	470
1616	"	470
1616A	"	470
1617	French window lock	195
	Stud	470
LQ1617	Lift latch	407
1617½	French window lock	195
1618	Mortise knob lock	199
	Stud	470
1618A	"	470
1618½	Mortise knob lock	199
1619	Stud	470
1620	Mortise knob lock	199
	Stud	470
1620½	Mortise knob lock	199
1621	" " "	199
	Stud	470
1621A	"	470
1621½	Mortise knob lock	199
1622	Stud	470
1622A	"	470
1623	"	470
1624	"	470
1625	"	470
1626	"	470

No.	Description	Page
1627	Stud	470
1628	"	470
1629	"	471
1630	"	471
DT1630	Lock-set	770
GT1630	"	746
1631	Stud	470
DP1631	Lock-set	789
DR1631	"	780
GR1631	"	756
1632	Stud	470
DR1632	Lock-set	780
DT1632	"	770
GR1632	"	756
GT1632	"	746
UT1634	Store door handle	362
1640	Stud	471
DT1640	Lock-set	770
GT1640	"	746
1641	Stud	471
DP1641	Lock-set	789
DR1641	"	780
GR1641	"	756
LQ1641	Store door handle	371
UT1641	" " "	371
1642	Stud	471
DR1642	Lock-set	780
DT1642	"	770
GR1642	"	756
GT1642	"	746
1643	Stud	471
DT1643	Lock-set	770
GT1643	"	746
1644	Stud	471
DR1644	Lock-set	780
GR1644	"	756
1645	Stud	471
1646	"	471
1647	"	471
1649	"	471
1650	Hotel lock	239
	Stud	471
1650½	Hotel lock	239
1651	" "	239
	Stud	471
1651B	"	471
1651½	Hotel lock	239
1652	Stud	471
1652A	"	471
1652B	"	471
1652C	"	471
DR1652	Lock-set	780
DT1652	"	770
GR1652	"	756
GT1652	"	746
1653	Stud	471
1653A	"	471
DT1653	Lock-set	770
GN1653	"	765
GT1653	"	746
1654	Stud	471
DR1654	Lock-set	780
GR1654	"	756
1655	Stud	471
1655A	"	471
GN1655	Lock-set	765
1656	Stud	471
1657	"	471
1660	Hotel lock	243
1661	" "	243
1666	" "	243
1670	" "	239
1671	" "	239
1675¼	" "	245
1680	" "	240
1681	" "	240
1681½	" "	240
1683	" "	242
1683A	" "	242
1683B	" "	242
1683C	" "	242
1685	" "	241
1686	" "	241
1687	" "	242
1690	" "	241
1690½	" "	241
1695	" "	244
1696	" "	244
1697	" "	244
1698	" "	244
1699	" "	244
1700	Sliding door latch	209
1701	" " "	209
1703	" " "	219
1704	Sliding door lock	214
1705	" " "	214
1706	" " "	215
1710	Sliding door latch	209
1711	" " "	209
1712	Sliding door lock	212
1714	" " "	214
1715	" " "	214
1716	" " "	215
1718¼	" " "	216
1718¼T	" " "	216
1720	Sliding door latch	209
1721	" " "	209
1724	Sliding door lock	214
1725	" " "	214
1726	" " "	215
1728	Sliding door bolt	210
1729	" " "	210
1730	Sliding door latch	211
BR1730	Push plate	456
BT1730	" "	456
DR1730	" "	456
DT1730	" "	456
G1730	" "	456
GN1730	" "	455
GR1730	" "	455
GT1730	" "	455
1730¼	Sliding door latch	211
1731	Sliding door lock	216
1732	" " "	216
1732¼	" " "	216
1733	" " "	213
1733¼	" " "	213
1734¼	" " "	217
GR1735	Push plate	455
GR1737	" "	456
GT1737	" "	456
1737¼	Sliding door lock	218
1740	" " "	218
1742	" " "	218
DR1742	Lock-set	780
DT1742	"	770
GR1742	"	756
GT1742	"	746
DR1743	"	780
DT1743	"	770
GR1743	"	756
GT1743	"	746
1744	Sliding door lock	217
1745	" " "	217
1747	" " "	219
GR1747	Push plate	456
GT1747	" "	456
1748	Sliding door lock	219
1749	" " "	219
DR1752	Lock-set	780
DT1752	"	770
GR1752	"	756
GT1752	"	746
DR1753	"	780
DT1753	"	770
GN1753	"	765
GR1753	"	756
GT1753	"	746
GN1755	"	765
DR1772	"	780
DT1772	"	770
GR1772	"	756
GT1772	"	746
DR1773	"	780
DT1773	"	770

No.	Description	Page
GR1773	Lock-set	756
GT1773	"	746
DR1774	"	780
DT1774	"	770
GR1774	"	756
GT1774	"	746
DR1782	"	780
DT1782	"	770
GR1782	"	756
GT1782	"	746
DR1783	"	780
DT1783	"	770
GN1783	"	765
GR1783	"	756
GT1783	"	746
DR1784	"	780
DT1784	"	770
GR1784	"	756
GT1784	"	746
GN1785	"	765
BT1850	Cup escutcheon	790
DT1850	" "	768
XSF1952	Hinge plate	379
XTA1952	" "	381
XRA1958	" "	373
XRB1958	" "	373
XRC1958	" "	373
XRD1958	" "	374
XRE1958	" "	374
XRF1958	" "	374
XRG1958	" "	375
XRH1958	" "	375
XRK1958	" "	375
XRM1958	" "	376
XRP1958	" "	377
XRS1958	" "	377
XRT1958	" "	377
XRV1958	" "	377
XSA1958	" "	378
XSB1958	" "	378
XSC1958	" "	378
XSD1958	" "	378
XSH1958	" "	379
XSL1958	" "	380
XSM1958	" "	380
XSP1958	" "	381
XRL1965	" "	376
XSE1965	" "	379
XSK1965	" "	380
XSR1965	" "	381
XSV1965	" "	381
XRN1972	" "	376
XSG1972	" "	379
XST1972	" "	381
XSV1972	" "	381
XSA1975	Hinge plate	378
XSN1975	" "	380
1982	Name plate	435
1984	" "	435
1988	Rim sash bolt	297
1993	Cylinder hole stopper	345
1994	Cylinder cover	345
1995	" "	345
1997	Shelf rest	465
1999	Window guard	464
2030	Mortise knob latch	189
DR2032	Lock-set	780
DT2032	"	770
GR2032	"	756
GT2032	"	746
DR2042	"	780
DT2042	"	770
GR2042	"	756
GT2042	"	746
DR2043	"	780
DT2043	"	770
GR2043	"	756
GT2043	"	746
DR2044	"	780
DT2044	"	770
GR2044	"	756
GT2044	"	746
GR2045	"	756
2051	Extension bolt	301
DR2052	Lock-set	780
DT2052	"	770
GR2052	"	756
GT2052	"	746
DR2053	"	780
DT2053	"	770
GN2053	"	765
GR2053	"	756
GT2053	"	746
DR2054	"	780
DT2054	"	770
GR2054	"	756
GT2054	"	746
GN2055	"	765
2056	Extension bolt	301
2057	" "	301
2063	" "	302
2070	Turnbuckle	174
2070½	"	174
2070¾	"	174
2073	Flush bolt	299
2075	" "	299
GN2083	Lock-set	765
GN2085	"	765
2100	Barrel bolt	296
2110	Chain bolt	298
2115	Foot bolt	298
2125	Chain door fastener	353
DR2142	Lock-set	781
DT2142	"	771
GR2142	"	757
GT2142	"	747
DR2143	"	781
DT2143	"	771
GR2143	"	757
GT2143	"	747
DR2152	"	781
DT2152	"	771
GR2152	"	757
GT2152	"	747
DR2153	"	781
DT2153	"	771
GN2153	"	766
GR2153	"	757
GT2153	"	747
GN2155	"	766
DR2172	"	781
DT2172	"	771
GR2172	"	757
GT2172	"	747
DR2173	"	781
DT2173	"	771
GR2173	"	757
GT2173	"	747
DR2174	"	781
DT2174	"	771
GR2174	"	757
GT2174	"	747
DR2175	"	781
DT2175	"	771
GR2175	"	757
GT2175	"	747
DR2182	"	781
DT2182	"	771
GR2182	"	757
GT2182	"	747
DR2183	"	781
DT2183	"	771
GN2183	"	766
GR2183	"	757
GT2183	"	747
DR2184	"	781
DT2184	"	771
GR2184	"	757
GT2184	"	747
DR2185	"	781
DT2185	"	771
GN2185	"	766
GR2185	"	757
GT2185	"	747
DP2205	Rose	458

No.	Description	Page
2211	Casement adjuster	288
2215	Screen door catch	342
2216	" " "	342
2217	" " "	342
SC2234	Store door handle	368
2240	Sash socket	464
S2240	Key blank	913
	Desk lock	881
S2242	" "	881
2244	Sash socket	464
2245	" "	464
2260	Hallway box	417
2261	" "	417
2265	" "	417
2266	" "	417
2270	Pull down hook	385
2271	" " "	385
2290	Transom chain	476
2291	" "	476
2292	" "	476
2300	Cupboard turn	337
2301	" "	337
2302	" "	338
GR2305	Plate	458
2308	Secret gate catch	340
2310	Cupboard turn	338
2311	" "	338
2312	" "	338
2314	Sash centre	463
2315	" "	463
2320	Cupboard turn	337
2321	" "	337
2322	" "	337
2330	Cupboard catch	336
2333	" "	336
2335	Sash centre	463
DR2342	Lock-set	781
DT2342	"	771
GR2342	"	757
GT2342	"	747
DR2343	"	781
DT2343	"	771
GR2343	"	757
GT2343	"	747
DR2344	"	781
DT2344	"	771
GR2344	"	757
GT2344	"	747
2350	French window catch	339
2352	" " "	339
DR2352	Lock-set	781
DT2352	"	771
GR2352	"	757
GT2352	"	747
DR2353	"	781
DT2353	Lock-set	771
GR2353	"	757
GT2353	"	747
DR2354	"	781
DT2354	"	771
GR2354	"	757
GT2354	"	747
2355	Bar sash lift	462
2357	" " "	462
2358	" " "	461
2359	" " "	462
2360	Transom catch	340
2362¾	" "	341
2363	" "	341
2366	" "	341
2371	Sash fast	464
2372	" "	464
2372¾	Transom catch	341
2374¾	" "	341
2376	Sash fast	464
2381	Elbow catch	339
2383	" "	339
2387	" "	339
2401	Store door latch	232
2402	Mortise knob lock	207
2403	Ceiling hook	382
2405	Store door lock	231
2405½	" " "	231
2406	" " "	231
2406½	" " "	231
2410	Coat and hat hook	382
2413	" " " "	382
2414¼	Store door lock	230
2414¾	" " "	230
2418	Coat and hat hook	382
2423	" " " "	382
2428	Front door lock	229
2432¼	Store door lock	230
2432¾	" " "	230
2440	Mortise knob lock	204
2442	Coat and hat hook	383
2460	Mortise knob lock	208
2472¼	Store door lock	230
2482	" " "	230
2500	Mortise knob lock	202
2500½	" " "	202
2501	" " "	202
2501½	" " "	202
2502	" " "	201
2506	Door pull	437
2508	" "	437
2534	Communicating lock	192
LK2534	Store door handle	363
PN2534	" " "	364
LK2541	" " "	371
DR2543	Lock-set	781
DT2543	"	771
GR2543	"	757
GT2543	"	747
DR2544	"	781
DT2544	"	771
GR2544	"	757
GT2544	"	747
DT2545	"	771
GR2545	"	757
GT2545	"	747
DR2553	"	781
DT2553	"	771
GR2553	"	757
GT2553	"	747
DR2554	"	781
DT2554	"	771
GR2554	"	757
GT2554	"	747
DT2555	"	771
GR2555	"	757
GT2555	"	747
2614¼	Office lock	235
2615	" "	235
PF2634	Store door handle	368
UT2634	" " "	362
2654¼	Office lock	235
2654¾	" "	235
2655	" "	235
2655½	" "	235
2660	" "	236
2660¼	" "	236
2660½	" "	236
2660¾	" "	236
2663	" "	236
2664	" "	232
2726	Front door lock	224
2726¼	" " "	224
2726½	" " "	225
2726¾	" " "	225
SV2734	Store door handle	369
SV2734½	" " "	369
2736	Front door lock	227
2736½	" " "	227
DR2743	Lock-set	782
DT2743	"	772
GR2743	"	758
GT2743	"	748
DR2744	"	782
DT2744	"	772
GR2744	"	758
GT2744	"	748
DT2745	"	772
GR2745	"	758
GT2745	"	748

No.	Description	Page
2750	Butt	334
	Front door lock	222
2750¼	" " "	222
2750½	" " "	223
2750¾	" " "	223
2752	Butt	334
DR2753	Lock-set	782
DT2753	"	772
GR2753	"	758
GT2753	"	748
DR2754	"	782
DT2754	"	772
GR2754	"	758
GT2754	"	748
2754¼	Front door lock	226
DT2755	Lock-set	772
GR2755	"	758
GT2755	"	748
2758¼	Mortise knob lock	228
2766	Vestibule latch	224
2766½	" "	225
2774	" "	226
2780	Butt	333
	Office lock	234
2782	Butt	333
2783	"	333
2790	Vestibule latch	222
2790¼	" "	222
2790½	" "	223
2790¾	" "	223
2812	Door stop	467
2835	Door holder	468
2836	Door stop	468
DR2843	Lock-set	782
DT2843	"	772
GR2843	"	758
GT2843	"	748
DR2844	"	782
DT2844	"	772
GR2844	"	758
GT2844	"	748
BT2850	Cup escutcheon	790
DT2850	" "	768
DR2853	Lock-set	782
DT2853	"	772
GR2853	"	758
GT2853	"	748
DR2854	"	782
DT2854	"	772
GR2854	"	758
GT2854	Cup escutcheon	744
	Lock-set	748
DR2873	"	782
DT2873	"	772
GR2873	"	758
GT2873	Lock-set	748
DR2874	"	782
DT2874	"	772
GR2874	"	758
GT2874	"	748
DR2875	"	782
DT2875	"	772
GR2875	"	758
GT2875	"	748
DR2883	"	782
DT2883	"	772
GR2883	"	758
GT2883	"	748
DR2884	"	782
DT2884	"	772
GR2884	"	758
GT2884	"	748
DR2885	"	782
DT2885	"	772
GR2885	"	758
GT2885	"	748
2988	Rim sash bolt	297
2989	Window fastener	353
BT3000	Lock-set	793
GT3000	Mono-lock set	270
JW3000	" "	274
OJ3000	" "	275
BP3001	Lock-set	801
BR3001	"	798
GT3001	Mono-lock set	270
BR3002	Lock-set	798
BT3002	"	793
GT3002	Mono-lock set	270
GT3005	" "	270
GT3006	" "	270
GT3007	" "	270
OJ3015	" "	275
JW3020	" "	274
OJ3020	" "	275
BT3030	Lock-set	793
BP3031	"	801
BT3032	"	793
OJ3035	Mono-lock set	275
BT3040	Lock-set	793
BP3041	"	801
BR3041	"	798
BR3042	"	798
BT3042	"	793
GR3045	Plate	459
GT3050	Mono-lock set	271
BR3052	Lock-set	798
BT3052	"	793
GT3052	Mono-lock set	271
GR3055	Plate	459
GT3055	Mono-lock set	271
GT3057	Mono-lock set	271
GT3110	" "	270
JW3110	" "	274
GT3112	" "	270
GT3115	" "	270
GT3117	" "	270
DT3130	Lock-set	772
GT3130	"	748
JW3130	Mono-lock set	274
DP3131	Lock-set	789
DR3131	"	782
GR3131	"	758
DR3132	"	782
DT3132	"	772
GR3132	"	758
GT3132	"	748
DT3140	"	772
GT3140	"	748
DP3141	"	789
DR3141	"	782
GR3141	"	758
DR3142	"	782
DT3142	"	772
GR3142	"	758
GT3142	"	748
DR3152	"	782
DT3152	"	772
GR3152	"	758
GT3152	"	748
	Mono-lock set	271
GN3153	Lock-set	766
GN3155	"	766
GT3157	Mono-lock set	271
JW3162	" "	274
OJ3182	" "	275
OJ3187	" "	275
GN3205	Plate	458
GT3207	Mono-lock set	272
JW3207	" "	274
DR3242	Lock-set	783
DT3242	"	773
GR3242	"	759
GT3242	"	749
DR3243	"	783
DT3243	"	773
GR3243	"	759
GT3243	"	749
DT3245	"	773
GR3245	"	759
GT3245	"	749
DR3252	"	783
DT3252	"	773
GR3252	"	759
GT3252	"	749
DR3253	"	783

No.	Description	Page
DT3253	Lock-set	773
GR3253	"	759
GT3253	"	749
DT3255	"	773
GR3255	"	759
GT3255	"	749
GT3257	Mono-lock set	272
DR3272	Lock-set	783
DT3272	"	773
GR3272	"	759
GT3272	"	749
DR3273	"	783
DT3273	"	773
GR3273	"	759
GT3273	"	749
DT3275	"	773
GR3275	"	759
GT3275	"	749
DR3282	"	783
DT3282	"	773
GR3282	"	759
GT3282	"	749
DR3283	"	783
DT3283	"	773
GN3283	"	766
GR3283	"	759
GT3283	"	749
DT3285	"	773
GN3285	"	766
GR3285	"	759
GT3285	"	749
BR3301	"	798
BR3302	"	798
BT3302	"	793
BP3303	"	801
BT3303	"	793
TS3327	Mono-lock set	273
BT3332	Lock-set	793
BP3333	"	801
BT3333	"	793
TS3337	Mono-lock set	273
BR3341	Lock-set	798
BR3342	"	798
BT3342	"	793
BP3343	"	801
BR3343	"	798
BT3343	"	793
BR3352	"	798
BR3353	"	798
BT3353	"	793
GR3405	Plate	458
DR3432	Lock-set	783
DT3432	"	773
GR3432	"	759
GT3432	"	749
DP3433	Lock-set	789
DR3433	"	783
DT3433	"	773
GR3433	"	759
GT3433	"	749
DR3442	"	783
GR3442	"	759
GT3442	"	749
DP3443	"	789
DR3443	"	783
DT3443	"	773
GR3443	"	759
GT3443	"	749
DR3453	"	783
DT3453	"	773
GN3453	"	766
GR3453	"	759
GT3453	"	749
GN3455	"	766
GT3505	Plate	458
GL3605	"	458
G3617	Lift latch	408
XG3617	" "	408
JH3634	Store door handle	368
QM3634½	" " "	369
DR3642	Lock-set	783
DT3642	"	773
GR3642	"	759
GT3642	"	749
DT3643	"	773
GR3643	"	759
GT3643	"	749
DT3645	"	773
GR3645	"	759
GT3645	"	749
DR3652	"	783
DT3652	"	773
GR3652	"	759
GT3652	"	749
DT3653	"	773
GR3653	"	759
GT3653	"	749
DT3655	"	773
GR3655	"	759
GT3655	"	749
DR3672	"	783
DT3672	"	773
GR3672	"	759
GT3672	"	749
DR3673	"	783
DT3673	"	773
GR3673	"	759
GT3673	"	749
DR3674	"	783
DT3675	"	773
GR3675	Lock-set	759
GT3675	"	749
DR3682	"	783
DT3682	"	773
GR3682	"	759
GT3682	"	749
DR3683	"	783
DT3683	"	773
GN3683	"	766
GR3683	"	759
GT3683	"	749
DR3684	"	783
DT3685	"	773
GN3685	"	766
GR3685	"	759
GT3685	"	749
BT3854	Cup escutcheon	790
DT3854	" "	768
GT3854	" "	744
DR4084	Lock-set	784
GR4085	"	760
GT4085	"	750
GR4135	Plate	459
GR4144	"	459
GR4145	"	459
F4200	Closet knob	391
F4202	" "	391
F4203	" "	391
F4205	" "	391
DR4284	Lock-set	784
GR4285	"	760
GT4285	"	750
BP4531	"	801
JD4534	Store door handle	366
PN4534	" " "	364
TM4534	" " "	363
BP4541	Lock-set	801
BR4541	"	799
BR4544	"	799
BR4551	"	799
BR4554	"	799
GN4605	Plate	459
BP4630	Lock-set	801
BP4631	"	801
BR4641	"	799
BR4651	"	799
BT4731	"	795
DP4731	"	789
DT4731	"	777
BT4741	"	795
DP4741	"	789
DR4741	"	787
DT4741	"	777
GR4741	"	763
GT4741	"	753

No.	Description	Page
DR4744	Lock-set	787
BT4748	"	795
DT4748	"	777
GR4748	"	763
GT4748	"	753
DR4751	"	787
DT4751	"	777
GR4751	"	763
GT4751	"	753
DR4754	"	787
BT4758	"	795
DT4758	"	777
GR4758	"	763
GT4758	"	753
DP4830	"	789
BT4831	"	795
DT4831	"	776
BT4841	"	795
DP4841	"	789
DR4841	"	786
DT4841	"	776
GR4841	"	762
GT4841	"	752
DR4851	"	786
DT4851	"	776
GR4851	"	762
GT4851	"	752
GT4854	Cup escutcheon	744
5003	Rim dead lock	154
5018¼	" " "	154
5018¼T	" " "	154
5026	Rim night latch	144
BP5030	Lock-set	801
5037	Rim night latch	145
O5039	" " "	139
BP5040	Lock-set	801
BR5040	"	799
O5042	Rim night latch	145
5042	" " "	145
O5042½	" " "	146
BR5043	Lock-set	799
BP5046	"	801
BR5050	"	799
BR5053	"	799
BP5130	"	801
BP5140	"	801
BR5140	"	799
BR5142	"	799
BR5150	"	799
BR5152	"	799
5205	Mortise dead lock	168
BT5230	Lock-set	795
DP5230	"	789
DT5230	"	777
VC5234	Store door handle	368
KO5234½	Store door handle	370
BT5240	Lock-set	795
DP5240	"	789
DR5240	"	787
DT5240	"	777
GR5240	"	763
GT5240	"	753
5241	Chest lock	878
5243	" "	878
DR5243	Lock-set	787
GR5245	Plate	459
BT5246	Lock-set	795
DP5246	"	789
DT5246	"	777
GR5246	"	763
GT5246	"	753
BT5250	"	795
DR5250	"	787
DT5250	"	777
GR5250	"	763
GT5250	"	753
DR5253	"	787
GR5254	Plate	459
GT5254	"	459
BT5256	Lock-set	795
DT5256	"	777
GR5256	"	763
GT5256	"	753
5263	Drawer lock	896
5302	Mortise dead lock	163
5302¼	" " "	163
5302½	" " "	163
5302¾	" " "	163
5304	" " "	164
5304¼	" " "	164
5304½	" " "	164
5304¾	" " "	164
5318	" " "	165
5318¼	" " "	165
5318½	" " "	165
5318¾	" " "	165
5322	" " "	161
5322¼	" " "	161
5324	" " "	162
5324¼	" " "	162
5324½	" " "	162
5324¾	" " "	162
5328	" " "	162
5328¼	" " "	162
BT5330	Lock-set	795
DP5330	"	789
DT5330	"	776
5333	Locker lock	900
5336	Mortise dead lock	163
5336¼	" " "	163
BT5340	Lock-set	795
DP5340	"	789
DR5340	"	786
DT5340	"	776
GR5340	"	762
GT5340	"	752
DR5342	"	786
DT5342	"	776
GR5342	"	762
GT5342	"	752
BT5350	"	795
DR5350	"	786
DT5350	"	776
GR5350	"	762
GT5350	"	752
BT5352	"	795
DR5352	"	786
DT5352	"	776
GR5352	"	762
GT5352	"	752
5501	Cupboard lock	887
5501S	" "	887
5503	" "	887
5503S	" "	887
5511	" "	887
5511S	" "	887
5513	" "	887
5513S	" "	887
5521	Chest lock	879
KN5534	Store door handle	367
OR5534	" " "	367
RW5534	" " "	367
SB5534	" " "	366
5541	Desk lock	882
BR5541	Lock-set	799
5543	Desk lock	882
BR5544	Lock-set	799
5551	Drawer lock	897
BR5551	Lock-set	799
5553	Drawer lock	897
5553S	" "	897
BR5554	Lock-set	799
5561	Drawer lock	897
5563	" "	897
5563S	" "	897
5610	Rim dead lock	160
BR5641	Lock-set	799
BR5651	"	799
5708	Sliding door latch	211
5709	" " "	211
5710	" " "	212
5717	Sliding door lock	212
5719	Sliding door latch	210
5720	Flush rim lock	246
BT5731	Lock-set	795

No.	Description	Page
DT5731	Lock-set	777
BT5741	"	795
DR5741	"	787
DT5741	"	777
GR5741	"	763
GT5741	"	753
DR5744	"	787
BT5748	"	795
DT5748	"	777
GR5748	"	763
GT5748	"	753
DR5751	"	787
DT5751	"	777
GR5751	"	763
GT5751	"	753
DR5754	"	787
BT5758	"	795
DT5758	"	777
GR5758	"	763
GT5758	"	753
5770	Rim knob lock	181
5772	Flush rim lock	247
5773	" " "	247
5774	" " "	247
5775	" " "	247
5776	" " "	247
5777	" " "	247
5778	" " "	247
5779	" " "	247
5780	" " "	246
5782	" " "	246
5783	" " "	247
5784	" " "	247
5785	" " "	247
5786	" " "	247
5787	" " "	247
5788	" " "	247
5789	" " "	247
5790	Rim knob lock	180
5791	" " "	180
BT5831	Lock-set	795
DT5831	"	776
BT5841	"	795
DR5841	"	786
DT5841	"	776
GR5841	"	762
GT5841	"	752
DR5851	"	786
DT5851	"	776
GR5851	"	762
GT5851	"	752
5876	Sliding door lock	213
GN5905	Plate	458
5939	Rim knob lock	180
5970	" " "	179
6000	Turret lock	261
6001	Cupboard lock	904
6001S	" "	904
6003	" "	904
6003S	" "	904
6005	" "	904
6005S	" "	904
6010	Turret lock	261
6020	" "	261
6032	Duplex lock	252
6032 ¼	" "	252
BR6040	Lock-set	799
6042	Duplex lock	253
BR6043	Lock-set	799
BR6050	"	799
BR6053	"	799
6065	Duplex lock	253
6065 ½	" "	253
6066	" "	253
6066 ¼	" "	253
6066 ½	" "	253
6066 ¾	" "	253
BR6140	Lock-set	799
BR6142	"	799
BR6150	"	799
BR6152	"	799
6200	Turret lock	261
6210	" "	261
6220	" "	261
BT6230	Lock-set	795
DT6230	"	777
BT6240	"	795
DR6240	"	787
DT6240	"	777
GR6240	"	763
GT6240	"	753
DR6243	"	787
GR6244	Plate	459
GT6244	"	459
BT6246	Lock-set	795
DT6246	"	777
GR6246	"	763
GT6246	"	753
BT6250	"	795
DR6250	"	787
DT6250	"	777
GR6250	"	763
GT6250	"	753
DR6253	"	787
GR6255	Plate	459
GT6255	"	459
BT6256	Lock-set	795
DT6256	"	777
GR6256	"	763
	Plate	459
GT6256	Lock-set	753
	Plate	459
6313	Duplex lock	254
6313 ½	" "	254
6314	" "	254
6314 ¼	" "	254
6314 ½	" "	254
6314 ¾	" "	254
6323	" "	254
6324	" "	254
6324 ¼	" "	254
BT6330	Lock-set	795
DT6330	"	776
6333	Duplex lock	254
6334	" "	254
6334 ¼	" "	254
BT6340	Lock-set	795
DR6340	"	786
DT6340	"	776
GR6340	"	762
GT6340	"	752
BT6342	"	795
DR6342	"	786
DT6342	"	776
GR6342	"	762
GT6342	"	752
BT6350	"	795
DR6350	"	786
DT6350	"	776
GR6350	"	762
GT6350	"	752
BT6352	"	795
DR6352	"	786
DT6352	"	776
GR6352	"	762
GT6352	"	752
TS6534	Store door handle	365
TS6544	" " "	364
6561	Duplex drawer lock	904
6563	" " "	904
6565	" " "	904
6613	Duplex lock	256
6613 ½	" "	256
6614	" "	256
6614 ¼	" "	256
6614 ½	" "	256
6614 ¾	" "	256
6670	" "	255
6670 ½	" "	255
6671	" "	257
6672	" "	257
6674	" "	255
6674 ½	" "	255
6675	" "	258
6676	" "	258

No.	Description	Page
6678	Duplex lock	258
6679	" "	258
6731	" "	256
6732	" "	256
6732¼	" "	256
6745	" "	255
6746	" "	255
6746¼	" "	255
GT7000	Turret Lock-set	264
JV7000	" "	262
QK7000	" "	263
GT7010	" "	264
JV7010	" "	262
QK7010	" "	263
GT7020	" "	264
JV7020	" "	262
QK7020	" "	263
GT7085	Escutcheon	264
GT7085½	"	264
GT7087	"	264
GR7144	Plate	459
GR7154	"	459
GT7200	Turret Lock-set	264
JV7200	" "	262
QK7200	" "	263
GT7210	" "	264
JV7210	" "	262
QK7210	" "	263
GT7220	" "	264
JV7220	" "	262
QK7220	" "	263
GR7544	Plate	459
GR7554	"	459
GR7556	"	459
LO7634	Store door handle	370
7750	Surface butt	264
JU7834	Store door handle	370
DR7881	Lock-set	786
DT7881	"	776
GR7881	"	762
GT7881	"	752
DR7884	"	786
DT7888	"	776
GR7888	"	762
GT7888	"	752
IE8234	Store door handle	366
DR8281	Lock-set	787
DT8281	"	777
GR8281	"	763
GT8281	"	753
GN8282	"	767
DR8283	"	787
DT8283	"	777
GN8283	"	767
GR8283	"	763
GT8283	Lock-set	753
DR8284	"	787
GN8284	"	767
GN8285	"	767
DT8286	"	777
GN8286	"	767
GR8286	"	763
GT8286	"	753
DT8287	"	777
GR8287	"	763
GT8287	"	753
DT8288	"	777
GN8288	"	767
GR8288	"	763
GT8288	"	753
GN8289	"	769
GN8380	"	767
DR8381	"	786
DT8381	"	776
GR8381	"	762
GT8381	"	752
GN8382	"	767
DR8383	"	786
GN8383	"	767
DR8384	"	786
GN8385	"	767
DT8386	"	776
GN8386	"	767
GR8386	"	762
GT8386	"	752
DT8387	"	776
GR8387	"	762
GT8387	"	752
GN8388	"	767
8414	Padlock	118
8414½	"	118
8434	"	118
8434½	"	118
8454	"	118
8454N	"	118
8454V	"	118
8454½	"	118
8454½N	"	118
8454½V	"	118
BT8500	Lock-set	794
DT8500	"	775
BT8501	"	794
DT8501	"	775
BT8502	"	794
DT8502	"	775
BT8503	"	794
DT8503	"	775
BT8505	"	794
DT8505	"	775
BT8506	"	794
DT8506	Lock-set	775
BT8507	"	794
DT8507	"	775
BT8508	"	794
DT8508	"	775
BR8510	"	799
DR8510	"	785
DR8511	"	785
BR8515	"	799
DR8515	"	785
DR8516	"	785
BR8520	"	799
DR8520	"	785
DR8521	"	785
ON8634½	Store door handle	369
GR8744	Plate	459
9239	Butt	332
9241	"	332
BR9300	Lock-set	799
DR9300	"	785
DR9301	"	785
BR9305	"	799
DR9305	"	785
DR9306	"	785
GR9310	"	761
GR9315	"	761
GR9320	"	761
GR9330	"	761
GR9340	"	761
GT9340	"	751
GT9341	"	751
GT9342	"	751
GR9350	"	761
GT9350	"	751
GT9351	"	751
GT9352	"	751
GT9353	"	751
GT9390	"	751
GT9391	"	751
GT9392	"	751
GT9393	"	751
GT9433	"	751
BR9450	"	799
DR9450	"	785
BR9455	"	799
DR9455	"	785
GR9460	"	761
GR9470	"	761
GR9480	"	761
GR9490	"	761
GT9490	"	751
GR9500	"	761
GT9500	"	751
GR9510	"	761
GT9530	"	751

No.	Description	Page
TS9534	Store door handle	365
GT9540	Lock-set	751
GR9610	"	761
GR9615	"	761
GR9620	"	761
GR9630	"	761
GR9640	"	761
GT9640	"	751
GR9650	"	761
GT9650	"	751
GT9690	"	751
DR9750	"	785
DR9751	"	785
DR9755	"	785
DR9756	"	785
9808	Butt	332
9838	"	331
9842	"	331
DR9901	Lock-set	785
GR9901	"	761
DR9904	"	785
GR9904	"	761
DR9906	"	785
GR9906	"	761
DR9909	"	785
GR9909	"	761
GT9941	"	751
GT9944	"	751
GT9951	"	751
GT9954	"	751
GT9991	"	751
GT9994	"	751
BP10000	"	800
BT10000	"	790
BT10001	"	790
BP10005	"	800
BT10005	"	790
BT10006	"	790
BP10010	"	801
BT10010	"	791
BT10011	"	791
BP10015	"	801
BT10015	"	791
BT10016	"	791
BT10020	"	791
DP10020	"	788
BT10021	"	791
BT10025	"	791
DP10025	"	788
BT10026	"	791
BP10030	"	801
DP10030	"	789
BP10035	"	801
DP10035	"	789
DR10050	"	779
DT10050	Lock-set	769
GR10050	"	755
GT10050	"	745
DR10051	"	779
DT10051	"	769
GR10051	"	755
GT10051	"	745
DR10055	"	779
DT10055	"	769
GR10055	"	755
GT10055	"	745
DR10056	"	779
DT10056	"	769
GR10056	"	755
GT10056	"	745
BT10060	"	791
DP10060	"	789
DR10060	"	779
DT10060	"	769
GR10060	"	755
GT10060	"	745
BT10061	"	791
DR10061	"	779
DT10061	"	769
GR10061	"	755
GT10061	"	745
BT10065	"	791
DP10065	"	789
DR10065	"	779
DT10065	"	769
GR10065	"	755
GT10065	"	745
BT10066	"	791
DR10066	"	779
DT10066	"	769
GR10066	"	755
GT10066	"	745
DR10070	"	779
DT10070	"	769
GR10070	"	755
GT10070	"	745
DR10071	"	779
DT10071	"	769
GR10071	"	755
GT10071	"	745
DR10075	"	779
DT10075	"	769
GR10075	"	755
GT10075	"	745
DR10076	"	779
DT10076	"	769
GR10076	"	755
GT10076	"	745
BP10080	"	801
BT10080	"	793
DP10080	Lock-set	789
DR10080	"	782
DT10080	"	772
GR10080	"	758
GT10080	"	748
BT10081	"	793
DR10081	"	782
DT10081	"	772
GR10081	"	758
GT10081	"	748
BP10085	"	801
BT10085	"	793
DP10085	"	789
DR10085	"	782
DT10085	"	772
GR10085	"	758
GT10085	"	748
BT10086	"	793
DR10086	"	782
DT10086	"	772
GR10086	"	758
GT10086	"	748
DR10090	"	783
DT10090	"	773
GR10090	"	759
GT10090	"	749
BT10091	"	793
DR10091	"	783
DT10091	"	773
GR10091	"	759
GT10091	"	749
BP10092	"	801
BT10092	"	793
DP10092	"	789
DR10095	"	783
DT10095	"	773
GR10095	"	759
GT10095	"	749
BT10096	"	793
DR10096	"	783
DT10096	"	773
GR10096	"	759
GT10096	"	749
BP10097	"	801
BT10097	"	793
DP10097	"	789
GR10114	Store door handle	355
GL10115	Lift latch	408
IS10117	" "	406
GL10117½	" "	406
DR10130	Lock-set	784
GR10130	"	760
GT10130	"	750
DT10200	"	774
DT10201	"	774

No.	Description	Page
DT10202	Lock-set	774
DT10203	"	774
DT10210	"	774
DT10211	"	774
DT10212	"	774
DT10213	"	774
QY10217	Lift latch	406
EF10217½	" "	406
GR10314	Store door handle	355
DR11080	Lock-set	784
GR11080	"	760
GT11080	"	750
DR11081	"	784
GR11081	"	760
GT11081	"	750
DR11082	"	784
GR11082	"	760
GT11082	"	750
BR11110	Store door handle	354
DR11110	Store door handle	354
BR11114	" " "	355
DR11114	" " "	355
GR11115	Lift latch	408
BR11310	Store door handle	354
DR11310	" " "	354
BR11314	" " "	355
DR11314	" " "	355
GR11315	Lift latch	408
XGR11315	" "	408
GL11344	Flush sash lift	460
GT11344	" " "	460
GL11349	" " "	460
GT11349	" " "	460
BT13110	Store door handle	354
DT13110	" " "	354
GR13114	" " "	356
BT13310	" " "	354
DT13310	" " "	354
GR13314	Store door handle	356
BR13710½	" " "	354
DR13710½	" " "	354
GR23114	" " "	357
GR23214	" " "	356
GR23314	" " "	357
GR23314S	" " "	357
FR23414	" " "	356
GR23414	" " "	356
GT23414	" " "	358
GT23514	" " "	357
XGT23514	" " "	358
GT23614	" " "	358
GR35214	" " "	358
GN45113	" " "	358
GR47514	" " "	358
BL57114	" " "	358
XBL57114	" " "	358

Hardware for Special Uses

MANY of the products in this catalogue have been designed to meet the conditions existing in buildings of special types, such as Hotels, Hospitals, Asylums, etc., but as most of them are also available for other uses they are classified according to the character and functions of the goods rather than by the class of buildings for which especially designed.

The following indexes will be found useful in facilitating reference to these special groups of products:

Asylum Locks: see Institutional Locks.

All Bronze Locks: pages 161 to 165, 180, 181, 187, 211 to 213, 246, 247.

Apartment House Mail Boxes: see Postal Lock Boxes.

Club House Mail Boxes: see Postal Lock Boxes.

Factory Lock Equipment: pages 102 to 115, 118, 120, 132, 134 to 141, 148, 150, 152 to 155, 162 to 165, 181, 185, 190, 213, 216, 218, 219, 230, 231, 252 to 256, 352, 358, 359, 436 and special catalogue.

Fire Exit Bolts: page 313.

Garage Locks and Hardware: pages 217, 218, 219, 256.

Hotel Locks: pages 191 to 195, 205, 207, 239 to 245, 257, 258.

Hospital Locks: see Institutional Locks.

Institutional Locks: pages 161 to 165, 167, 168, 200, 202, 204, 227, 248 to 251 and special catalogue.

Metal Door Trim: pages 259 to 264 and special catalogue.

Office Door Locks: pages 191 to 194, 224, 226, 232 to 236, 238, 255 to 258.

Postal Lock Boxes, etc.: pages 413 to 419 and special catalogue.

Sliding Door Locks and trim, extra heavy: pages 217, 218, 219, 352, 436.

Stable Door Locks and trim: pages 217, 218, 219, 256, 352, 436.

Society Building Hardware: pages 398, 738 to 742.

The following Special Catalogues are issued and will be furnished on request, each relating to the specialty implied by its title.

Bank Lock Catalogue
Prison Lock Catalogue
Institutional Lock Catalogue
Cabinet and Trunk Lock Catalogue
Door Check Catalogue
Motor Car Lock Catalogue
Padlock Catalogue
Night Latch Catalogue
Mono-lock Catalogue
Factory Lock Equipment Catalogue
Post Office Lock Box Catalogue
Metal Door Lock Catalogue
Chain Block Catalogue
Electric Hoist Catalogue

The above catalogues also include such of the products contained in the following pages, as relate to the specialty.



Lock details and names

See opposite page

Lock Details and Names

On the opposite page are four illustrations; viz.:

A. Yale Mortise Cylinder Front Door Lock.
B. Yale Lock-cylinder, and its Key.
C. Yale Mortise Lever Knob Lock ("Standard" type).
D. Yale Triplex Knob-spindle, Knob and Escutcheon Plate.

The names and functions of the several parts indicated by designating numbers are as follows; viz.:

1. Armor plate of lock front.
2. Front, or face, of lock.
3. Dead bolt.
4. Stop-work.
5. Latch bolt (anti-friction type).
6. Cap.
7. Cylinder ring.
8. Cylinder head.
9. Plug.
10. Key-way.
11. Lock case.
12. Cam (to operate bolt).
13. Cylinder.
14. Lock front, or face.
15. Latch bolt.
16. Thumb bolt.
17. Hub (for spindle).
18. Heel of tail-piece.
19. Lever-tumblers.
20. Fence (on dead bolt).
21. Gatings (of tumblers).
22. Spacing (of knob and key-hole centres).
23. Backset (from front to knob [centre).
24. Latch-bolt spring.
25. Knob.
26. Knob spindle (Triplex type).
27. Knob screw (*side* or *set* screw).
28. Knob shank.
29. Thimble (on escutcheon plate).
30. Escutcheon plate.
31. Key (Yale cylinder type).
32. Tail-piece.
33. Key-hole.

A Bit of History



Stamford Works, 1873

THE Yale & Towne Mfg. Co. was organized in October, 1868, at Stamford, Conn., by Linus Yale, Jr. and Henry R. Towne. The former died December 25, 1868, aged 47 years; the latter succeeded him as President, and has since held that office. The business began with about 30 employees; it now has upwards of 3000.

Linus Yale, Jr., although originally an artist, soon followed in his father's footsteps by becoming a lock-maker and inventor. His inventions related chiefly to bank locks and safes, and he was recognized in his day as the leading American expert in this field. He succeeded in picking the celebrated "Hobbs" Lock, and then, applying the same methods to his own bank locks, discovered a method of picking them also. All the bank locks of that day were operated by keys, and were of very intricate and expensive construction. Convinced that any lock having a keyhole could be picked, by a person having the requisite skill, implements and opportunity, Mr. Yale turned his attention to the dial or combination lock already known but only in crude and insecure forms. The inventions and improvements contributed by him transformed this type of lock into what it still remains, the best and most secure for use on bank vaults and safes, and the credit for this achievement fairly belongs to him.

Shortly before his death Mr. Yale made what has since proved to be by far the greatest of his inventions, namely, the type of key lock now known throughout the world as the "Pin-tumbler Cylinder Lock." The character of this invention, and the results which have followed from it, are briefly described on page 50. The development of the pin-tumbler cylinder lock, which, when made by The Yale & Towne Mfg. Co., is known as the Yale Cylinder Lock, in its application to practically every important use for which locks are needed, and the production of it in the forms and in the quantities thus implied, determined the growth of the Stamford plant during its earlier years, and still constitutes the most important part of its business.

As time passed it was found expedient to add to the business other products, most of them closely related to the basic line, and designed to promote the more extended use of the latter, by associating with the Yale Cylinder Lock the complementary products needed for its effective use, or sold through the same channels of distribution. Among the related products thus added may be mentioned Builders' Hardware, especially of the higher grades, Builders' Locks of other types than the Cylinder Lock, Padlocks, Cabinet Locks, Trunk Locks and Door Checks. With these may be mentioned Bank and Safe Locks, the earliest product and still a large and important one. All of these have been of uniformly high quality and are universally known and designated by the name "YALE."

Still other lines of product, not related to the lock industry, were also added to the business at various times, the most important of which may briefly be mentioned. The production of Post Office Lock Boxes (utilizing the Yale Cylinder) had been begun prior to the death of Mr. Yale; it was developed subsequently into a large business; included with which for many years was the making of complete Post Office Equipments and Outfits, and is still continued, although now limited to the making of Post Office Lock Boxes. In 1875 the Company acquired control of the patents of Thomas A. Weston, relating to the Differential Pulley Block, to which was added in subsequent years the Duplex and Triplex Chain Blocks and Electric Hoists, all of which are still included in the line and constitute one of the most important departments of the business, their distribution being effected

chiefly through the machinery trade. At one time, in connection with its Chain Block business, the Company engaged extensively in the building of Cranes, and also, under the patents of A. H. Emery, of Testing Machines, but each of these departments was ultimately sold and transferred to other parties.

In 1894 the Company acquired control of the Branford Lock Works of Branford, Conn., an old and large establishment producing Builders' Locks and Hardware of the cheaper grades, and in 1901 this business was transferred to the Stamford Works, which had been enlarged to accommodate it, and thus was merged with the other similar business of the Company.

The principal lines of product now made by the Company are indicated in the announcement on page 5.

The Stamford plant consisted originally of a single building of modest size, still standing and in effective use, which, with a small addition made in 1873, is shown by the illustration above. The ground then owned has been added to by successive purchases, until it now embraces more than 22 acres, including a wharf front on an arm of Long Island Sound, giving water communication in addition to the line of rail connecting its extensive system of yard tracks with the main line of the New York, New Haven and Hartford Railroad.

As the business increased additional buildings were erected from time to time, sometimes annually, until they now number more than 30, and contain a floor area of over 700,000 square feet, or 16 acres.

The appearance of the plant in 1910 is shown by the illustration below.



Stamford Works, 1910

The Yale Cylinder Lock



LINUS YALE, JR.
Inventor of the Yale
Cylinder Lock
Died 1868

THE Pin-tumbler Cylinder Lock was invented by Linus Yale, Jr., who was born in Herkimer County, New York, in 1821, and who, in his day, was the leading American expert in bank locks and safes. He picked the celebrated "Hobbs" lock, and demonstrated that any lock (including his own) having a key-hole could be picked by a person having the necessary implements, skill and time. He introduced the combination or "dial" lock for safes, now in universal use. His greatest inventions, completed about 1865, which since have revolutionized the art of lock-making, were embodied in what is now known throughout the world as the "cylinder" lock. A few months before his death, in 1868, he united with Henry R. Towne in organizing The Yale & Towne Mfg. Co., which became the sole owners of Mr. Yale's inventions. The name "Yale" has been used as the commercial signature of The Yale & Towne Mfg. Co., and is applied to all of its products.

Undoubtedly the feature of Mr. Yale's invention which made the deepest impression on the public was the small flat key (only one-third in length and about one-tenth in weight of the round keys then in universal use), but the fundamental inventions which made the small key possible were the detached "cylinder" (containing the tumbler mechanism), the "plug," to support the flat key during its rotation, and the "pin-tumbler" mechanism. From these inventions have been derived the now familiar terms "cylinder lock" and "pin-tumbler lock." The character and operation of these parts are explained below.

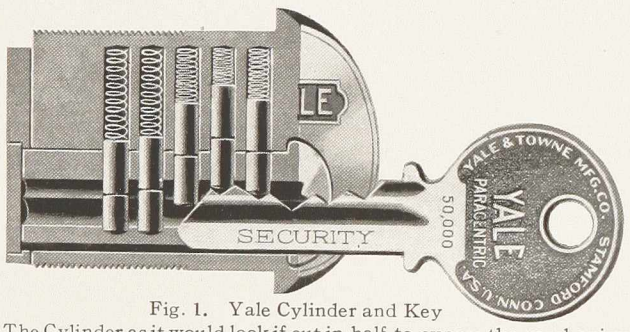

Fig. 1. Yale Cylinder and Key
The Cylinder as it would look if cut in half to expose the mechanism
The key is only partly inserted, so that some of the pins keep the plug from turning

The Plug: This is a cylindrical barrel, which contains the key-way and supports the flat key during its rotation. At its rear end it carries a cam or other connection whereby, when the plug is rotated, the bolt of the lock is operated.



Fig. 2. Yale Cylinder and Key
The key being fully inserted, the pins are raised to an exact line, and the key and plug may turn freely

The Pin-tumblers: The cylinder contains usually five sets of pin-tumblers, each "set" consisting of a tumbler, a driver, and a spring, all contained in a pin chamber which intersects the plug and the cylinder. The plug can only rotate when each set is raised to the precise height at which the joint between each pin and its driver coincides with the joint between the plug and the cylinder: the slightest inaccuracy in the setting of any pin will prevent rotation of the plug.

The Cylinder: This is shown in section by Figs. 1 and 2, and complete by Fig. 3. It is inserted through the door from the outside, thereby permitting the length of the key to be constant whatever the thickness of the door, and it connects at its rear end with the lock case in order to operate the bolt. It contains the plug and the pin-tumblers.

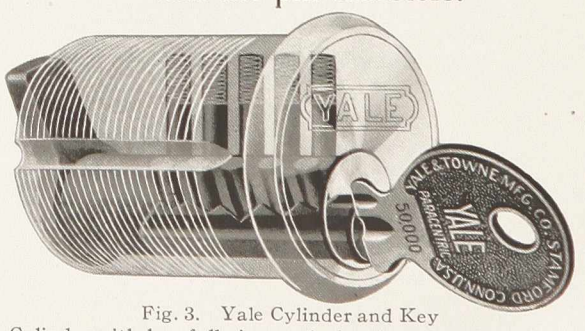

Fig. 3. Yale Cylinder and Key
Cylinder with key fully inserted, showing operation of cam at rear, which actuates the bolt mechanism

The Key: This is smaller, lighter, and more convenient than any other, yet adequate to its work. The insertion of the true key moves the pin-tumblers, as shown by Fig. 1, sets them in true position, as shown by Fig. 2, and thus permits the plug to rotate, to operate the bolt, as shown by Fig. 3.

The extreme accuracy needed in making the Yale pin-tumbler cylinder compelled resort to special machines and high-grade tools (in place of the crude methods used in common lock-making), and this resulted in the high quality of mechanical excellence which has always been embodied in the Yale products.

The three chief essentials of a good lock are as follows:

1. Security against picking.
2. Security against accidental interchange of keys.
3. Security against illicit duplication of keys.

The Yale Cylinder Lock possesses each and all of these in the *highest degree.*

Mr. Yale's original key was entirely flat, and had the trefoil bow shown by Fig. 4. This was succeeded by the corrugated key, Fig. 5, which gave increased security. This in turn gave place to the paracentric key, Figs. 6 and 7, now used with all genuine Yale Cylinder Locks. This has a circular bow, coined and gold plated, and a blade which accurately fits the interlocking grooves of the paracentric key-way in the cylinder; which latter contributes largely to the incomparable security of the Yale Cylinder Lock. Flat keys of various forms, many of them with trefoil bows, are now used with common locks of many kinds, including locks of the medium and cheaper grades made by The Yale & Towne Mfg. Co., but the genuine pin-tumbler cylinder locks made by The Yale & Towne Mfg. Co. have the name "Yale" in a panel embossed on the head of the cylinder. "See that the Name YALE is on the Lock."



Fig. 4
Earliest form of Cylinder Key

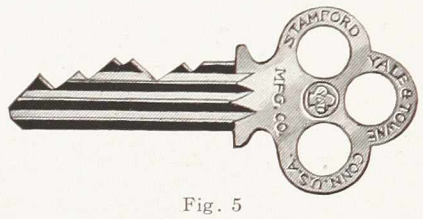

Fig. 5
Yale Corrugated Key



Fig. 6
Yale Paracentric Key. (Reverse)



Fig. 7
Yale Paracentric Key. (Obverse)

Key Changes: The Cylinder Lock excels all others in its capacity for practical key-changes; that is, in the number of locks whose keys are all different, no key passing any lock but its own. Common locks (see page 52) have but few key-changes, whereas those of the Cylinder Lock are practically unlimited.

The key of each Yale Cylinder Lock is cut or "bitted" from numerical lists, carefully prepared to ensure that no two keys in the whole series shall be alike. As each key is numbered consecutively (but so as to afford no clue to its bitting or combination), it follows that the makers could furnish duplicate keys by number; but it is their invariable rule to decline to do this, and to require in all cases that an original key must accompany every order for duplicate keys as evidence of the right of the customer to obtain the latter. The contrary policy, pursued by some manufacturers, of furnishing duplicate keys by number, is highly dangerous and should be discountenanced.

Lock Security

THREE types of locks, as classified by the obstacle which must be overcome by the key to move the bolt, are in common use. Stated in order of excellence these are as follows, viz.:

1. Cylinder locks (pin-tumbler).
2. Lever-tumbler locks ("secure lever").
3. Warded locks (fixed side or end wards).

A *cylinder* (or pin-tumbler) lock, described in the preceding pages, is one in which the "obstacle" consists of a series of pin-tumblers; it possesses the highest security and greatest capacity for key changes.

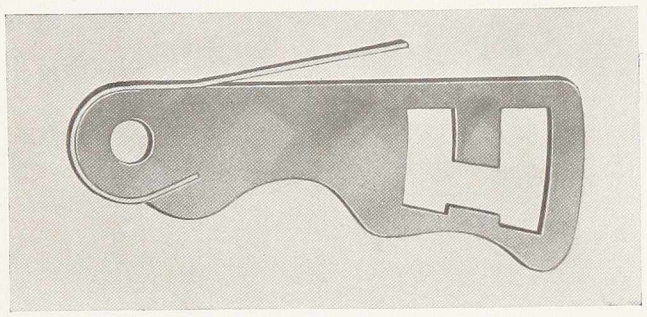

Fig. 1. Lever-tumbler

A *lever-tumbler* lock is one in which the "obstacle" consists of one or more flat tumblers, usually pivoted (Fig. 1), which must be moved to certain positions by the key to permit the latter to operate the bolt.

A *warded* lock is one in which the "obstacle" consists of fixed ribs or "wards" (Figs. 2, 3 and 4), which the key must pass to permit the latter to rotate to operate the bolt.



Fig. 2 Fig. 3 Fig. 4
Forms of Wards

All builders' locks, cabinet locks and padlocks are based on various combinations of the foregoing elements, arranged and adapted to the various uses for which the locks are designed.

The difference between the various grades of locks, in price and security, is very great, and usually the price is a measure of the security. The purchaser who wants security is willing to pay for it, when satisfied that he is *getting what he pays for*. Here is the lock expert's opportunity.

Key-Changes

The variations in the "bittings" of a key, and the corresponding variations in the tumblers or wards of the lock, are designated by the term "key-changes." Thus, a cheap warded lock, having only four variations, is said to have four "key-changes." This implies that every fourth lock will have the same key; that only four different keys are needed to open *all* of the locks, no matter how many. The purchaser of such a lock should therefore understand that his lock may be opened by a key belonging to every fourth purchaser of similar locks. As a matter of fact, it was found some years ago that one night latch key would open about one-fourth of the front doors in a certain residential block in New York.

In warded locks the number of key-changes is small, usually 12, and frequently only 4. In lever-tumbler locks the number of key-changes varies with the number and kind of tumblers, but usually is limited to 12, 24 or possibly 36, except in some of the high grade locks of this class, in which it may be 144 or even more. In cylinder locks the number of key-changes is *practically unlimited* as explained on page 100.

Keys

Four types of keys are in common use, as here shown. The security and quality of a lock depend on its "key mechanism" as already explained, and this chiefly determines the type of key.

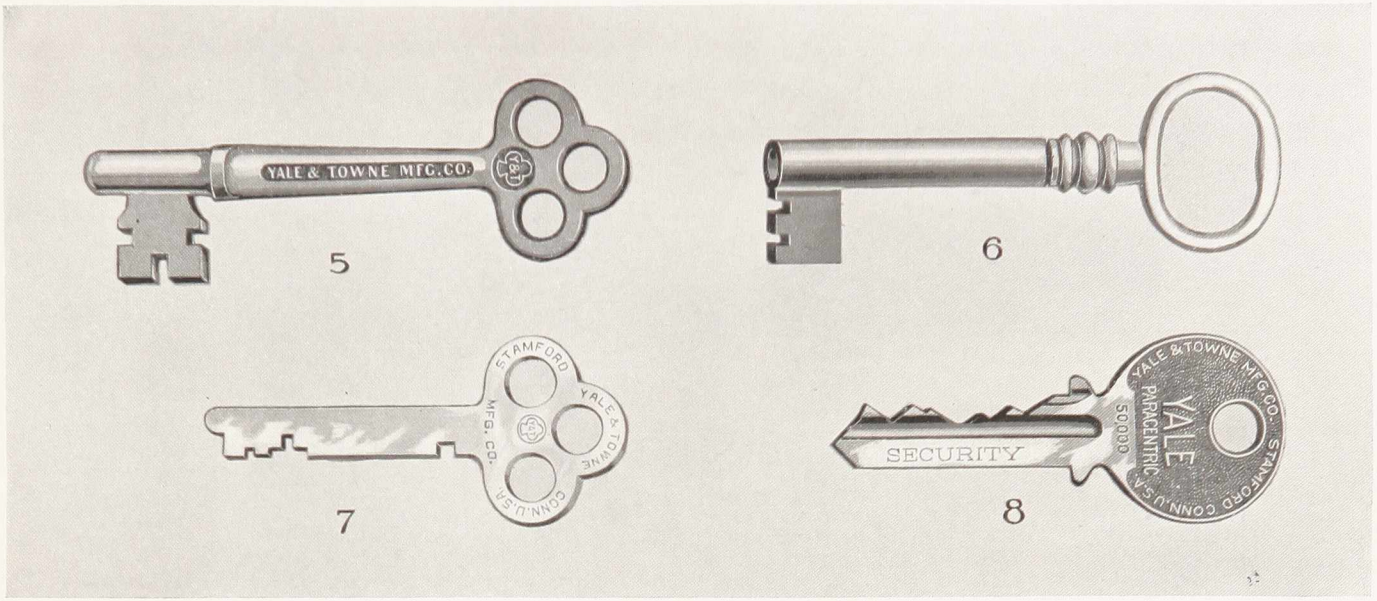

Fig. 5. The solid round key.
Fig. 6. The barrel key.
Fig. 7. The flat key.
Fig. 8. The Yale, or cylinder lock, key.

Lock Picking

In security against picking, cheap locks are usually worth what they cost, and no more; they can be picked by the simplest tools and with little skill. They have sufficient security for some uses, where the danger of picking is small, but afford little real security, especially in view of their limited number of key-changes and the resulting liability of their being opened by the keys of other locks. Lever-tumbler locks offer somewhat better security against picking, but in these also the liability to opening by the keys of other locks is large.

So far as known there is no case on record of the picking of a Yale cylinder lock, under the conditions of actual use, by a burglar or unauthorized person.

Care of Locks

Locks, like other kinds of mechanism, need reasonable care and attention to keep them in the best condition.

No oil should ever be used on the pin-tumbler mechanism of a Yale cylinder lock; it requires no lubrication.

Every spring bolt or "latch" will work more smoothly if occasionally lubricated by wiping its surfaces with a cloth saturated with machine oil or vaseline.

Knob-screws of the old type frequently require tightening, and should be inspected occasionally; otherwise they may drop out and thus detach the knob from its spindle. The "triplex" spindle and knob, if the set screw is once properly tightened, completely eliminate this difficulty.

Brass and bronze work tarnish easily, but can be kept clean by an occasional polishing by hand. On this account the "oxidized" finishes are often preferred. The only absolutely permanent finish is heavy gold plate.

Lock Spindles

UNTIL recent years the "spindle," used to connect each pair of knobs with its lock, and to transmit motion from one to the other, was of the type shown by Fig. 1. This is known as the "side screw" spindle, from the fact that the knob and spindle are secured together by a screw inserted through the side of the knob-shank into a threaded hole in the spindle. The nearest of several holes is selected, according to the thickness of the door, and any remaining difference in adjustment



Fig. 1. Solid (or Side-Screw) Spindle

is made up by inserting one or more washers under the end of the knob-shank. The general looseness and rattle of this crude device are familiar to all, and the tendency of the side-screw to work loose and drop out is a source of constant annoyance. We have permanently discarded the use of this crude and objectionable type of lock spindle for the improved types described below, except for Pottery Knobs with japanned iron mounting.

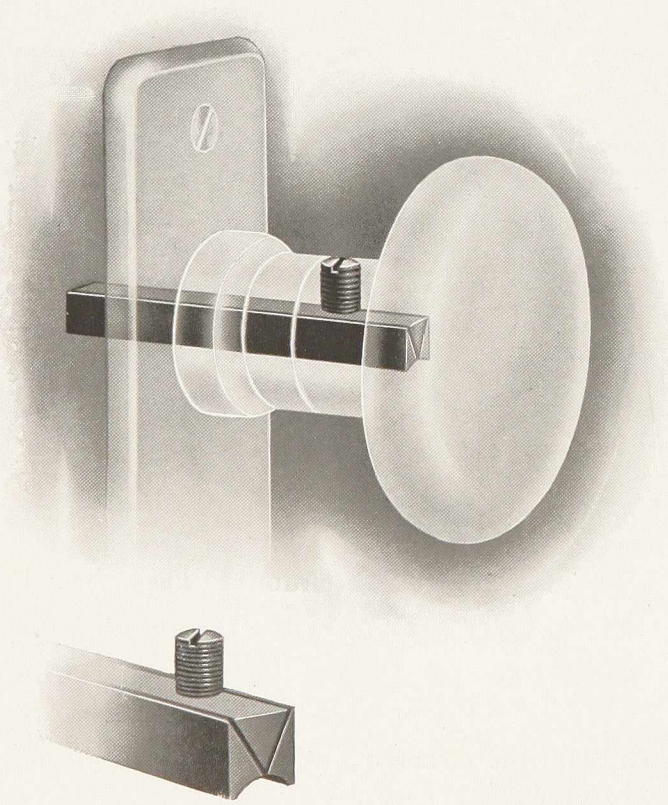

Fig. 2. Triplex Spindle in position

The "Triplex" Spindle (Patented): As shown by Figs. 2 and 3 the "Triplex" Spindle consists of three parallel bars which together form a square rod. A set-screw in the knob-shank bears on the centre bar, the wedge form of which forces the other two bars apart and into frictional engagement with the knob-shank. The three bars are pinned together at one end, and one knob is permanently pinned to this end of the spindle, the entire adjustment usually being made with the other knob.

The spindle itself is "screwless," and the set-screw, when tightened into place, is "jammed" against its thread so that it has no tendency to loosen and will remain tight under all condition of use. The "Triplex" Spindle is the best and simplest lock spindle on the market. It has been in use nearly twenty years, and many millions of it have been sold. Its utility and reliability are absolutely established.



Fig. 3. Triplex Spindle

The "Triplex" Spindle is invariably furnished with all knobs shown in this catalogue, except where otherwise specified.

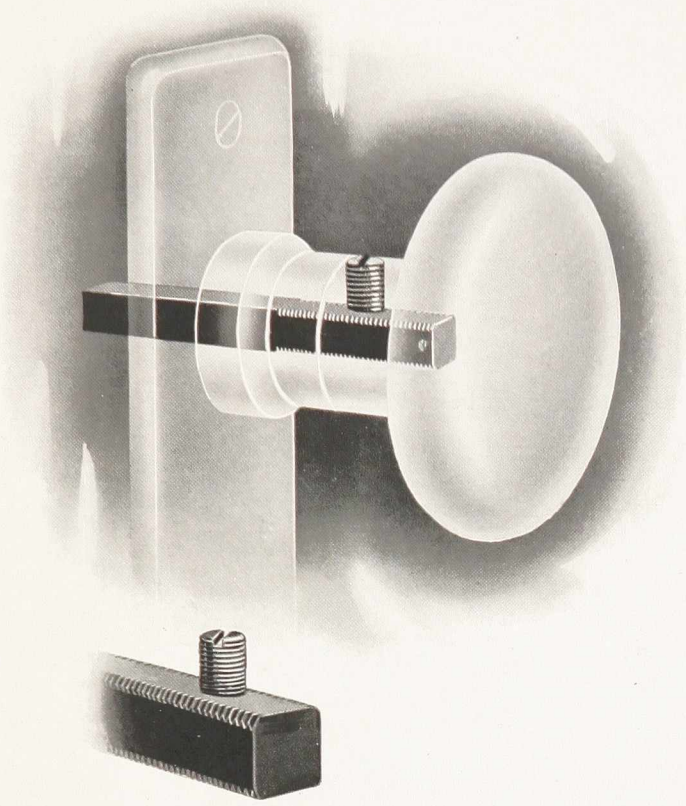

Fig. 4. French Spindle in position

The "French" Spindle: This is a solid spindle of the construction shown by Figs. 4 and 5 (which has long been used in France), and which, at a moderate extra charge, is furnished in place of the Triplex Spindle, especially for use on heavy doors and with lever handles, because, being a solid bar of steel, it is somewhat stronger.

This spindle is threaded on its corners, to engage with a corresponding thread in the knob-shank, which is thus screwed on to the spindle in the same manner as a nut on to a bolt. After the knob is screwed on to the spindle, the set-screw on the former is tightened to engage with the latter, thus preventing the unscrewing of the knob. The screw in this case, as in the case of the Triplex Spindle, is a true "set-screw" which, when once tightened, is jammed and will not loosen. As the screw on the spindle has 16 threads to the inch, and as the set-screw may be tightened on any of the four sides of the spindle, it follows that the knob can be adjusted longitudinally on the spindle within $\frac{1}{64}$ of an inch, which is as close as is consistent with free movement. The construction is strong, simple and entirely reliable.



Fig. 5. French Spindle

Sizes: The "Triplex" and "French" Spindles are made in $\frac{5}{16}$ and $\frac{3}{8}$ inch standard sizes.



Fig. 6. Triplex Swivel Spindle

Swivel Spindles: Both the "Triplex" and "French" Spindles are made in the swiveled form. (See page 477.)



Fig. 1. Left hand

Fig. 2. Right hand

REGULAR DOORS

As seen from *outside*. Doors opening *in*. Regular bevel bolts.



Fig. 3. Left hand reversed

Fig. 4. Right hand reversed

REVERSED DOORS

As seen from *outside*. Doors opening *out*. Reverse bevel bolts.



Fig. 5. Right hand

Fig. 6. Left hand

CLOSET DOORS

As seen from room side. Cupboard and bookcase doors follow same rule



Fig. 7. Left hand Right hand

Fig. 8. Right hand Left hand

CASEMENT SASHES

As seen from room side.

For further explanation see opposite page.

Hand and Bevel of Doors



MANY years ago, finding that no absolute rules then existed whereby to determine the "hand of doors," we formulated the following rules, which now represent the established standard of the trade, and should be observed carefully in making up orders.

RULES

1. The hand of a door is always determined from the *outside*. (See Figs. 1 to 4 on opposite page.)

2. The "outside" is the street side of an entrance door, and the corridor side of a room door. The "outside" of a communicating door, from room to room, is the side from which, when the door is closed, the butts are *not* visible. The "outside" of a pair of twin doors is the space between them. The "outside" of a closet door is the room side, thus reversing the rule which applies in other cases. The foregoing definitions apply to sliding doors as well as to hinged doors.

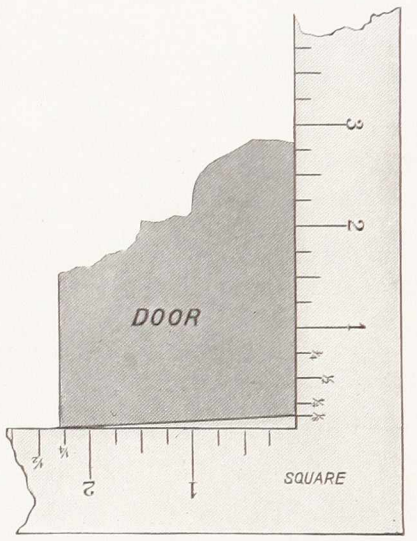

Fig. 9

3. If, standing *outside* of a door, the butts are on the right, it is a right hand door (Fig. 2); if on the left, it is a left hand door (Fig. 1); except in the case of cupboard and closet doors (Figs. 5 and 6), and also casement sashes opening *in* (Fig. 8), where this rule is reversed.

4. A door is beveled when its edge is not at a right angle with its surface, and a mortise lock for such a door requires a *beveled front*. This bevel is expressed by stating the thickness of the door and the distance which one edge drops back of the other. The standard bevel is ⅛ inch in 2¼ inches (Fig. 9).

5. Mortise locks, as commonly made, have reversible bolts, to permit any lock to be used on either a right hand or left hand door. The question of a *reverse bevel bolt* is involved only in the case of locks with "stop-work," such as front door and vestibule locks, night latches, etc., and arises from the fact that the stop-work must control whichever of the two knobs is on the outside of the door, as determined by Rule 2. Standing on the "outside," *as thus determined*, the lock requires a regular bevel bolt if the door opens *in*, and a reverse bevel bolt if the door opens *out*, the hand being determined by Rule 3.

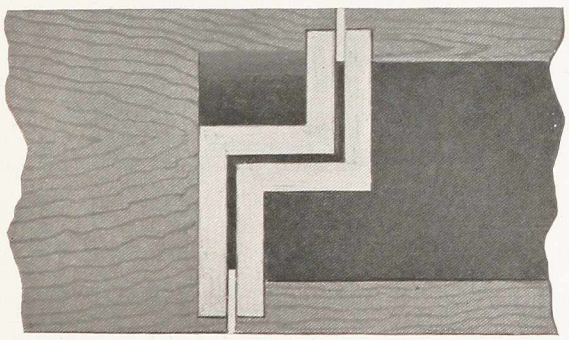

Fig. 10

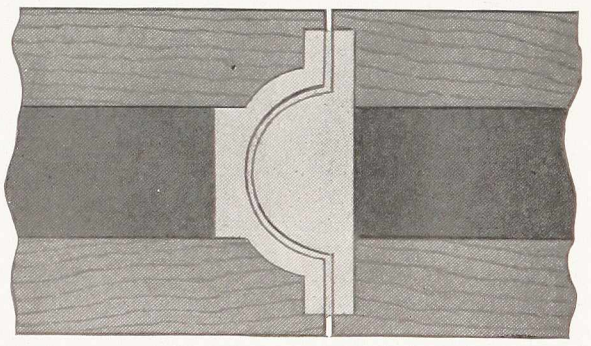

Fig. 11

6. Mortise locks used with double doors, having either rabbeted or astragal joints, require fronts of corresponding sectional forms. To avoid the extra cost of special patterns, the edges or

joints of such doors should conform to established lock standards. The standard rabbet is one-half inch, as shown by Fig. 10, and the standard astragal joint has a three-quarter inch bead (the groove to receive it being slightly larger) as shown by Fig. 11.

The proper bevel of a door, if any is needed, is determined by the size of butt and the width of door, as shown by Fig. 12. The inner corner B of the door travels on the radius A B, and must have a clearance equal to the versed sine of the arc B C. This may be obtained by beveling the edge of the door or, if its edge is left square, by leaving sufficient clearance between the door and its jamb. If

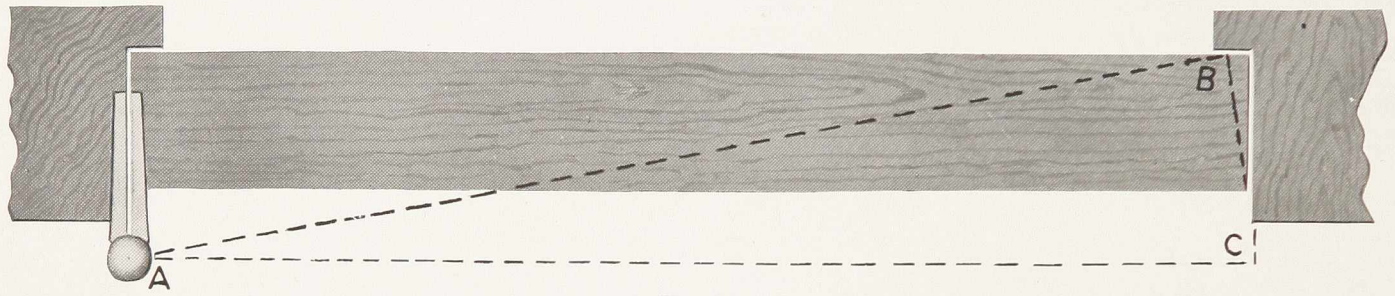

Fig. 12

the door is of fair width, and if the butt does not need to be very wide (to clear the architrave), it will be found that a square edge may be used without resort to an unduly open joint, thus permitting the use of a lock with regular front (i.e., not beveled). The use of beveled front locks should be avoided where no real need for them exists.

This depends on the relative positions of the points A B and C, and by plotting these the question can be settled definitely, and better than by leaving it to the varying judgments of contractors or their workmen.

A "reversible" lock is one having a beveled latch bolt which can be turned over, or "reversed," to make it bevel face in the opposite direction, and thus to convert it at will to either a right hand or a left hand lock. Formerly many locks were made with a "slide reverse," that is so that, by sliding some piece (or the bolt itself) while the lock was in hand, the bolt could be turned over quickly. All devices of this kind tend to weaken and complicate the lock, for a trivial and transient convenience, and have generally been abandoned, except in cheap rim locks. The reversing of bolt, where desirable, is best accomplished by removing the cap of the lock, and locks so made are said to have a "cap reverse."



Right hand door, opening *outward;* requires *reverse* bevel bolt and strike

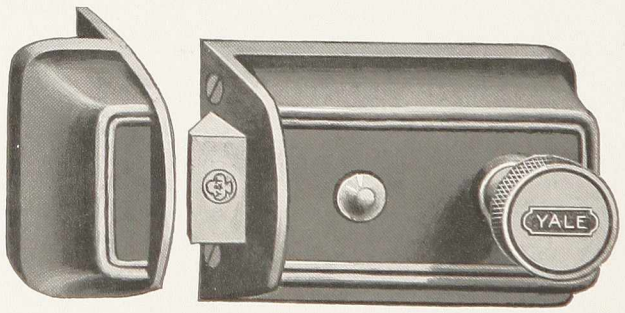

Fig. 14
Right hand door, opening *inward;* requires *regular* bevel bolt and strike

The strike of a mortise lock is the same whether for regular or reverse bevel. In the case of a rim lock, however, the two are quite different, as will be seen from the accompanying illustrations of a rim night latch, Figs. 13 and 14.

Metals and Finishes

FORMERLY the only finishes were the natural metals, polished, electroplated or japanned; today the variety of metals, surfaces and colors is counted by the hundred. Hence an intelligent and comprehensive system of designating finishes has become a necessity.

Each finish symbol includes three variables, viz:

1. The Metal or Plate.
2. The Texture of the Surface.
3. The Color imparted to it.

Hence the Y. & T. system of *symbols* for finishes includes three variables, viz: two letters and a number, in which

The *First Letter* indicates the *metal* of which the article is made or with which it is plated.

The *Second Letter* indicates *texture* of the surface.

The *Number* indicates the *color*.

Thus in the symbol BZ10, the first letter B indicates bronze metal or bronze plate; the second letter Z that the surface is buffed; and the numeral 10 that the natural color of the metal or plate is retained.

The symbols (given on the following page) are thus based on a simple and logical plan. The only complexity arises from the large number of symbols required to designate the many finishes.

We not only employ all of the Standard Finishes, but also others which are special to us. The adaption to decorative metal work of the Bower-Barff and of the Sand Blast processes both originated with us; we also originated the chemical processes employed in producing certain Green Bronze finishes, and have adopted standards of quality in Gold and Silver plate.

The Bower-Barff finish, named for its two inventors, consists in treating the iron or steel in a furnace by gases at a high temperature; the chemical result thus obtained being permanent and unchangeable.

As a protection against corrosion, from the sulphurated gases of city atmosphere, it excels all other finishes except gold, but it is not well adapted for outdoor use, especially at the seashore. Where used under proper conditions, however, this finish is the most durable that has ever been discovered.

Green Bronze finishes. The beautiful texture and coloring of the Verde Antique, Pompeiian and Olive Green finishes is due to a patina (such as found on ancient bronzes, resulting from long exposure) produced in a furnace, by chemical reaction. These finishes are harder and more durable than any of those ordinarily used on bronze or brass, and cover a wide variety of colors and shades, depending greatly on the character and texture of the surface on which produced. They are especially appropriate in public buildings.

Gold and Silver plate are costly in direct ratio to their thickness or weight, and the only guaranty of this consists in the reputation of the manufacturer.

Metals and Finishes

Our Gold and Silver finishes are of three grades, viz: single, double and triple plate; the single used on articles which are only slightly handled, the double on articles subject to more wear, and the triple on articles subject to constant wear. The amount of gold or silver deposit in each case is determined carefully by galvanometric appliances, and in all three grades is heavier than that applied by most manufacturers.

The components of the symbols used on pages 93 and 94 are shown by the following tables:

Metals or Platings

(First letter)

Brass metal or brass plated,	Symbol A.	Bronze metal or bronze plated,	Symbol B.
Copper plated	" C.	Nickel plated	" N.
Silver plated	" S.	Gold plated	" G.

Texture of Surfaces

(Second letter)

V —Unpolished surface (as it comes from the mould or die).
W—Wheeled finish (the surface polished but not buffed).
X —Sanded finish (with fine grain, as from statuary moulding).
Y —Dead smooth finish (without bright polish).
Z —Buffed surface (bright and highly polished).

Colors of Surfaces

(The number)

1. White enamel.
6. Boston finish.
7. Oxidized steel grey, high parts relieved. (Vigo design *only*.)
8. Manila, or yellow, lacquer.
9. Natural color of metal, background oxidized brown. (Vigo design *only*.)
10. Natural color of metal.
11. Oxidized dark, moulding and edges natural color.
12. Colored light brown, relieved.
12½. Colored light brown, edges and high parts buffed.
14. Colored dark tint, no relief.
15. Ormolu metal.
17. Old metal, medium dark, relieved transversely.
18. Old metal, medium dark, relieved irregularly.
21. Old metal, oxidized dark in low part of ornament *only*, high parts light.
22. Old metal, light.
24. Old metal, dark.
24½. Old metal, background oxidized, high parts and edges slightly relieved.
27. Old metal, medium dark, vertical relief.
32. Flint blast, edges buffed.
36. Matte, ebonized.
40. Natural color, Nickeline Metal.
50. Imitation gold, light (brass metal *only*).
52. Light oxidized, no relief (brass metal *only*).
54. Dark oxidized.
55. Black oxidized, high parts relieved.
56. Half polished iron.
57. Dark, centre relieved.
58. Rubbed with oil and a black pigment, which is wiped off leaving the deposit in low parts of ornament *only*. Unlacquered.
61. Light verde antique (bronze metal *only*).
63. Butler's silver.
64. Mottled.
65. Statuary bronze, no relief.
65½. Statuary bronze, relieved.
66. Statuary verde antique (bronze metal *only*).
67. Dark verde antique (bronze metal *only*).
68. Olive green, relieved (bronze metal *only*).
69. Pompeiian bronze (bronze metal *only*).
70. Sage green.
71. Dark olive green.
72. Light olive green (brass metal *only*).
74. Crystallized brass, deadened (cast metal *only*).
80. Bower-Barff finish or its equivalent.
89. Gun metal.
90. Oxidized black (iron or steel *only*).
91. Copper dip.
99. "Ship" finish.

Standard Finishes

Brass Metal or Brass Plate (A)

Symbol	Surface	Color
AV10†	Unpolished	Natural color, dipped bright
AW10	Wheeled	Natural color
AW99	"	"Ship" finish
AZ7	Buffed	Oxidized steel gray, high parts relieved. (Vigo design only)
AZ9	"	Natural color of metal, background oxidized brown. (Vigo design only)
AZ10	"	Natural color
AZ15*	"	Ormolu brass, high parts buffed
AZ17	"	Medium dark, transverse relief
AZ36	"	Ebonized matte, relief natural color
AX10	Sanded	Natural color
AX17	"	Medium dark, transverse relief
AX21	"	Old metal, oxidized dark, relief light
AX22	"	Old metal, light
AX24	"	Old metal, dark
AX24½	"	Old metal, background oxidized, high parts and edges slightly relieved
AX27	"	Old metal, medium dark, vertical relief
AX32	Sanded	Flint blast, edges buffed
AX52	"	Light oxidized, no relief
AX63	"	Imitation gold, high parts bright
AX64	"	Mottled
AX71	"	Dark olive green
AX72	"	Light olive green
AY10	Dead	Natural color
AY12	"	Colored light brown, relieved
AY21	"	Old metal, oxidized dark, relief light
AY22	"	Old metal, light
AY24	"	Old metal, dark
AY50	"	Imitation gold, light
AY52	"	Ormolu, imitating gold
AY57	"	Dark, centre relieved
AY58	"	"Oil rub"
AY64	"	Mottled
AY74	"	Crystallized
AY89	"	Gun metal

Bronze Metal or Bronze Plate (B)

BV10	Unpolished	Natural color, dipped bright
BW6	Wheeled	Boston finish
BW10	"	Natural color
BW99	"	"Ship" finish
BX10	Sanded	Natural color
BX12	"	Colored light brown, relieved
BX12½	"	Colored light brown, edges and high parts buffed
BX14	"	Colored dark tint, no relief
BX61	"	Light verde antique
BX65	"	Statuary bronze, no relief
BX65½	"	Statuary bronze, relieved
BX66	"	Statuary verde antique
BX67	Sanded	Dark verde antique
BX68	"	Olive green, relieved
BX69	"	Pompeiian bronze
BX71	"	Dark olive green
BX80	"	Oxidized black (imitation Bower-Barff)
BY10	Dead	Natural color
BY14	"	Colored dark tint, no relief
BY21	"	Old metal, oxidized dark, relief light
BY65	"	Statuary bronze, no relief
BY70	"	Sage green, gold relief
BY71	"	Dark olive green
BZ10	Buffed	Natural color
BZ36	"	Ebonized matte, relief natural color

Copper Plate (C)

CZ17	Buffed	Medum dark, transverse relief
CZ18	"	Medium dark, irregular relief
CX17	Sanded	Medium dark, transverse relief
CX18	"	Medium dark, irregular relief
CX22	"	Old metal, light
CX24	"	Old metal, dark
CX27	Sanded	Old metal, medium dark, vertical relief
CX64	"	Mottled
CY22	Dead	Old metal, light
CY24	"	Old metal, dark
CY57	"	Dark, centre relieved
CY64	"	Mottled

* For Ornamental work only. Plain hardware to match will be furnished in AZ10 finish.

Standard Finishes

Silver Plate (S)

On Brass or Bronze metal *only*

Symbol	Surface	Color
SZ10	Buffed	Natural color
SX10	Sanded	Natural color
SX52	"	Light oxidized, no relief
SX55*	"	Black oxidized, high parts relieved (Platinum silver)
SY10	Dead	Natural color
SY52	"	Light oxidized, no relief
SY54	Dead	Dark oxidized
SY55*	"	Black oxidized, high parts relieved (Platinum silver)
SY57	"	Dark, centre relieved
SY63	"	Butler's silver
SY64	"	Mottled

Gold Plate (G)

On Brass or Bronze metal *only*

GZ10	Burnished	Natural color
GX10	Sanded	Natural color
GX12	"	Imitation Mercury Gold
GY10	Dead	Natural color
GY15	"	Natural color, high parts burnished
GY52	"	Light oxidized, no relief

Nickel Plate (N)

NZ10	Buffed	Natural color
NZ17	"	Dark oxidized, high parts relieved
NZ40	"	Natural color on Nickeline metal
NX10	Sanded	Natural color
NX56	"	Imitation half polished iron, oxidized dark, high parts relieved

Miscellaneous

EV1	Unpolished	White enamel
LW8	Wheeled	Manila or yellow, lacquer
FX80	Sanded	Bower-Barff
CV91	Unpolished	Copper dip
CW91	Wheeled	Copper dip

* For Ornamental work only. Plain hardware to match should be ordered in SX10 or SY10.

Master-keyed Locks

THE use of "master-keys" to control locks in series is increasing so rapidly as to prompt us to furnish the following technical information on this subject.

A series of locks may be arranged, as to their keys, in either of three different ways, viz:

1—*All different*, each key opening only one lock: (regular; obtainable from stock).
2—*All alike*, any key opening all of the locks: (special; but easily obtainable).
3—*Master-keyed*, with keys all different (as in 1), but with a master-key also, which passes all of the locks (as in 2): (special; must be made to order).

WARDED LOCKS (see page 52) should not be selected for master-key work, because of their inferior quality and security, and limited number of key changes.

LEVER-TUMBLER LOCKS of many kinds are well suited for master-key work, afford excellent protection, and for some uses, especially in hotels, are often the preferred type.

CYLINDER LOCKS of *all kinds* can be master-keyed, not only those of the same, but also those of different kinds. They are master-keyed under the following systems, viz:

1—By using the Bicentric Cylinder. (Page 98.)
2—By using Duplex Cylinder Locks. (Page 99.)
3—By using the Standard Cylinder, with master-keys of regular or special sections. (Page 99.)

The choice between the various kinds of locks, and various methods of master-keying, should be made carefully and with reference to all the conditions of use and the purposes in view.

HOTEL LOCKS of many kinds can be master-keyed in series by floors, or otherwise, as desired. Usually each corridor or room lock is controlled by its own change (or guest's) key, by a floor master-key for servant's use (the maid's key), and by a grand master-key for the manager's (or housekeeper's) use. Usually the construction preferred is such that, when locked from the inside, *none* of these keys will open the lock from the outside. With certain types of hotel locks it is possible to furnish also a fourth, or "emergency," master-key (usually kept in the manager's safe), which is capable of opening the lock under all conditions, even when *locked from the inside.* All of these questions should be determined before selecting the type of lock, and before planning a master-key system.

A "system" of master-keyed locks may be divided into subordinate groups, the locks in each group being controlled by a "submaster-key" each lock in the system having its own "change-key," differing from all others, and all the locks in the entire system being controlled by a "grand master-key."

Cylinder Locks *not only of the same but of different kinds* may be controlled by a single master-key; as for example, those on the entrance and other doors of the owner's residence, of his office or store, of his stable or garage, of his private desks, and even of some padlocks.

In planning a system of master-keyed locks provision should be made not only for the locks needed immediately, but for future possible extensions; otherwise it may be difficult or impossible to make such extensions later. The planning of such a system should be done by the manufacturer, or by a dealer or locksmith having technical experience in this specialty, who is fully informed as to the results desired by the customer, and familiar with the kinds of locks available for master-key work.

A record is kept by us of the keys used in every important installation of master-keyed locks. This is necessary because without it we would be unable afterwards to make additions to a series without danger of unintentional duplication of keys, and because without it there would be great danger that a master-key furnished to one customer might control some or all of the locks furnished to another customer in the same locality. Our system of records, which has been maintained for upwards of 25 years, obviates this danger. To maintain unimpaired the protection thus guaranteed to our customers, both old and new, we have always made it a rule to decline to accept orders for master-keyed locks unless advised as to the *name and location* of the party by whom they are to be used. The information thus required is, of course, treated as strictly confidential.

Master-key Systems

LEVER-TUMBLER LOCKS. As to each of these, its capacity for master-keying depends upon its internal construction, and, therefore, is stated definitely in the description accompanying the illustration of each lock.

CYLINDER LOCKS. As the capacity of each of these for master-keying depends upon the size of cylinder used, and as nearly all such locks are furnished with our standard cylinder, the following general statement is included in the description which accompanies the illustration of each such lock, viz:

"Can be master-keyed in one set, of any number of changes usually required, all different, with a master-key to pass all locks; or in any number of sets usually required, each set having any number of changes, all changes different, with master-key to pass the locks in each set, and a grand master-key to pass all the locks."

YALE SYSTEM No. 1. The Yale Bicentric Cylinder. This is identical in size with the standard Yale cylinder, and can be substituted for the latter in any Yale cylinder lock. Instead of one pin-tumbler mechanism, however, it contains two, each complete and independent (as shown by Figs. 1 and 2), each mechanism controlled by its own key only. The two key-ways have reversed sections, so that each key will enter only its own key-way.



Fig. 1. The Bicentric Cylinder Full Size

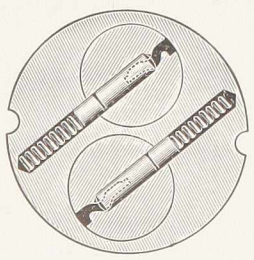

Fig. 2. Sectional view showing position of pins

The rear end of the lower "plug" carries a cam, rigidly attached, which operates the bolt work of the lock in the usual manner (see Fig. 3). Behind this cam, mounted on the same plug, but loose thereon, is another similar cam, rigidly attached to which is a small gear wheel driven by a similar gear wheel also rigidly attached to the inner end of the upper "plug." Each plug is thus free to rotate independently of the other, but in so doing operates one of the two cams, both of which engage with the bolt work, and either of which is therefore effective to operate the lock.

The Bicentric cylinder is available for use in any Yale lock which uses the standard cylinder. It is not available with Yale locks taking the small (.40 inch plug) cylinder, with Yale cabinet locks, or with Yale padlocks.

By this simple but important invention the following results and advantages, never heretofore combined, are obtained, viz:



Fig. 3. Rear view showing cams

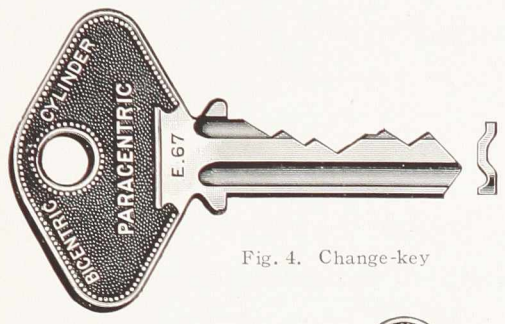

Fig. 4. Change-key



Fig. 5. Master-key



Fig. 6. Reverse side of bow of Change and Master-keys

1. The full and unrivaled capacity of the Yale cylinder lock for *key changes* is available, unimpaired, both for the change-key and the master-key, this capacity exceeding all practical requirements.

2. The unrivaled *security* of the Yale cylinder lock is retained unimpaired.

3. The absolute *simplicity* and durability in service of the Yale cylinder lock are retained unimpaired.

4. The Bicentric cylinder can be utilized with any Yale cylinder lock in place of the standard cylinder.

5. The use of master-keys does not require locks of increased size or of special design.

6. The system facilitates the grouping of locks under grand master-keys, sub-master-keys, floor master-keys, etc.

7. A special cross sectional shape of key and keyway, such that no other keys can be used with these cylinders, and that the keys used with the Bicentric cylinder will not enter the keyways of other cylinders.

8. A new and attractive form of key bow whereby the keys used with the Bicentric cylinder can be distinguished at a glance from all other keys.

9. These advantages entail but slightly greater cost than the inferior methods heretofore in use.

YALE SYSTEM No. 2. The Yale Duplex Lock. This consists in providing a Yale cylinder lock with *two independent cylinders*, each actuating the bolt, one used for the master-key and the other for the change-key. The result thus obtained is identical with that gotten by means of the Bicentric cylinder, as explained above, but the method involves a lock of special form, of larger size and more expensive construction than the corresponding lock of regular form. The Yale Duplex lock maintains its position as the best form of master-keyed lock ever devised, but the Bicentric cylinder enables the same results to be obtained with Yale cylinder locks of the regular models, and at less cost. A complete line of Yale Duplex locks is shown in this catalogue. (Page 252.)

YALE SYSTEM No. 3. This uses the regular lock, with standard cylinder. It can be master-keyed in small groups (usually sufficient in number and variety to cover residence requirements), with the regular key, and in larger groups by means of the "surety" system of master-keys of special sections. This system is slightly cheaper than System No. 1, in which the Bicentric cylinder is used, but the latter is in all respects better and should be given preference in view of the small difference in cost. If a series of master-keyed Yale cylinder locks comprising 1000 or more locks is required, either the Bicentric cylinder should be availed of, or Yale Duplex locks.

We invite correspondence on this subject.

Key Changes

THE number of "changes" of which a lock is capable, that is, the number of different keys (none of which will interchange) which can be furnished, depends on the type, kind, and quality of lock, as explained on page 52. Where privacy and security are sought, inquiry should always be made, when selecting a lock, as to its number of key-changes as regularly made. Obviously the danger that another person may have a similar lock and key is far greater in the case of a lock having only 4 or 12 "changes" than in the case of one having say 72 "changes." The contrast is infinitely greater in the case of the Cylinder Lock, with its 26,000 "changes" or more.

In this catalogue the number of "changes" is stated in connection with each lock, except in the case of Cylinder Locks, concerning which the statement that the changes are "practically unlimited" applies generally. For further information see page 50.

In the case of Yale Cylinder Locks, the number of "changes" is usually 26,000, which can be increased on special order to upwards of 100,000, but which is reduced in the case of certain locks, the dimensions of which necessitate a reduction in the number or size of the pin-tumblers.

The following table indicates the number of "changes" of *Yale Cylinder Locks*, where these are less than the normal, or 26,000, viz:

All flush cabinet locks (No. 563 type) for 1 in. and 7/8 in. wood	3500
All rim cabinet locks (No. 500 type) for 3/4 in. wood	3500
All other regular Yale cylinder cabinet locks	1500
Rim night latches, Nos. 35, 37, 34 and 34X	1500
No. 60 mortise night latch	1500
No. 830 padlock	1500
All flush cabinet locks (No. 563 type) for 3/4 in. wood	450
No. TB600 trunk lock	450
Padlocks, 745S series; Nos. 801F, 803F and 805F series; Nos. 903 and 905 series	144
All other cylinder locks	26,000 or more

The above figures indicate the *regular* number of key changes in the several classes of locks specified. *In all cases* these numbers can largely be increased to meet special conditions. This implies special orders, additional time, and usually some additional cost. Full information will be given promptly on request.

Padlocks

YALE & TOWNE

Padlocks

THE line of padlocks presented herewith excels all others in variety, originality, high quality and popularity. It covers *all grades*, from the highest to the cheapest which are fit for use.

We make a specialty of padlocks in large series, to meet special conditions, and, when necessary, of special design, for use by railroads, lighting companies, manufacturers, and other large corporations.

A series of padlocks may be arranged, as to their keys, on either of three different plans, viz.,

1. All different; each key opening only one lock.
2. All alike; any key opening all of the locks.
3. Master-keyed; with locks all different (as in plan 1), but with a master-key which passes all of the locks (as in plan 2).

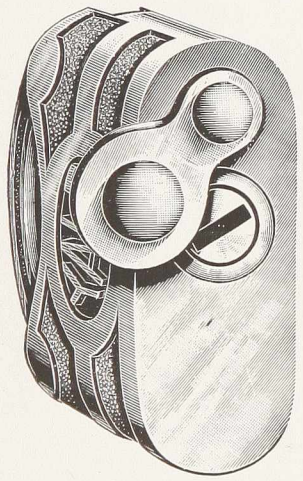

Standard Padlock with Dust Guard
Cut full size

The selection of padlocks for *special uses*, and their arrangement *in series*, can best be determined by conference between two experts, one cognizant of the requirements and conditions of use in any given case, and the other of padlock mechanism.

Customers should be encouraged to give preference to padlocks of the better grades and usually will do so when intelligently informed, especially by the inspection of samples, best of all by an inspection of their interior mechanism, and this we invite in all cases.

Proposals for proprietary padlocks, of special design to meet special conditions, or with special keys, or with name or monogram on locks or keys or both, will be submitted on request.

YALE

Padlocks

THE line of YALE Padlocks shown on this and the next page is constructed on the cylinder or pin-tumbler system. These Padlocks possess the highest security and a practically unlimited number of key changes. The construction is unusually heavy, and the shackles are locked at both ends.



1½ inch size



1½ inch size

Cast bronze

Master-keyed in one set not exceeding 350 all different with a master-key to pass all locks: or a somewhat less quantity may be divided into sets, with master-key to pass the locks in each set and a grand master-key to pass all the locks. Can be master-keyed with any other Yale locks using the same key. For further information concerning master-keyed locks, see page 97.

Keys: 2 paracentric, nickel-bronze, coined, gold plated bows, from blank as below. Master-keys from No. 113 blank, as ordered. Pin-tumblers as below. Changes practically unlimited.

No.				Keys
	Not master-keyed, without chain			
830	Shackle, steel	5 Pin-tumblers.	2 from No. 13	Blank
831	" bronze	5 "	2 " "	"
	Not master-keyed, with 9 inches of 6B chain			
830½	Shackle, steel	5 Pin-tumblers.	2 from No. 13	Blank
831½	" bronze	5 "	2 " "	"
	Master-keyed, without chain			
830MK	Shackle, steel	5 Pin-tumblers.	2 from No. 13	Blank
831MK	" bronze	5 "	2 " "	"
	Master-keyed, with 9 inches of 6B chain			
830½MK	Shackle, steel	5 Pin-tumblers.	2 from No. 13	Blank
831½MK	" bronze	5 "	2 " "	"

Each in a paper box; 6 boxes in a carton; 50 dozen in a case; gross weight, without chain, 210 lbs.



No. 6B bronze sash chain



1¾ inch size



1¾ inch size

Cast bronze

Master-keyed in one set not exceeding 4000 all different with a master-key to pass all locks: or a somewhat less quantity may be divided into sets, with master-key to pass the locks in each set and a grand master-key to pass all the locks. Can be master-keyed with any other Yale locks using the same key. For further information concerning master-keyed locks, see page 97.

Keys: 2 paracentric, nickel-bronze, coined, gold plated bows, from blank as below. Master-keys from No. 111 blank, as ordered. Pin-tumblers as below. Changes practically unlimited.

No.				Keys
	Not master-keyed, without chain			
840	Shackle, steel	5 Pin-tumblers.	2 from No. 8	Blank
841	" bronze	5 "	2 " "	"
	Not master-keyed, with 9 inches of 7B chain			
840½	Shackle, steel	5 Pin-tumblers.	2 from No. 8	Blank
841½	" bronze	5 "	2 " "	"
	Master-keyed, without chain			
840MK	Shackle, steel	6 Pin-tumblers.	2 from No. 11	Blank
841MK	" bronze	6 "	2 " "	"
	Master-keyed, with 9 inches of 7B chain			
840½MK	Shackle, steel	6 Pin-tumblers.	2 from No. 11	Blank
841½MK	" bronze	6 "	2 " "	"

Each in a paper box; 6 boxes in a carton; 24 dozen in a case; gross weight, without chain, 195 lbs.

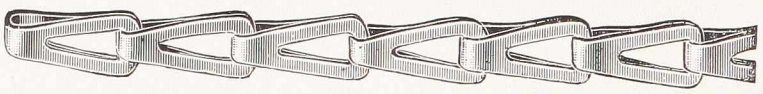

No. 7B bronze sash chain

Cuts full size

Padlocks



2 inch size

2 inch size

Cast bronze

Master-keyed in one set not exceeding 4000 all different with a master-key to pass all locks: or a somewhat less quantity may be divided into sets, with master-key to pass the locks in each set and a grand master-key to pass all the locks. Can be master-keyed with any other Yale locks using the same key. For further information concerning master-keyed locks, see page 97.

Keys: 2 paracentric, nickel-bronze, coined, gold plated bows, from blank as below Master-keys from No. 111 blank, as ordered. Pin-tumblers as below. Changes practically unlimited.

No.			Keys; 2 from
	Not master-keyed, without chain		
850	Shackle, steel	5 Pin-tumblers	No. 8 Blank
851	" bronze	5 "	" "
	Not master-keyed, with 9 inches of 8B chain		
850½	Shackle, steel	5 Pin-tumblers	No. 8 Blank
851½	" bronze	5 "	" "
	Master-keyed, without chain		
850MK	Shackle, steel	6 Pin-tumblers	No. 11 Blank
851MK	" bronze	6 "	" "
	Master-keyed, with 9 inches of 8B chain		
850½MK	Shackle, steel	6 Pin-tumblers	No. 11 Blank
851½MK	" bronze	6 "	" "

Can be furnished with Dust Guards, see page 102, to special order and at an additional price.

Each in a paper box; 6 boxes in a carton; 24 dozen in a case; gross weight, without chain, 235 lbs.

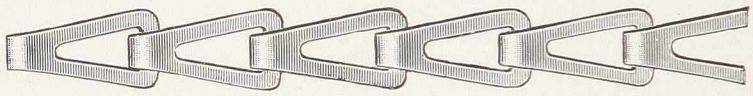

No. 8B bronze sash chain



2½ inch size

2½ inch size

Cast bronze

Master-keyed, as 2 inch size above

Keys: 2 paracentric, nickel-bronze, coined, gold plated bows, from blank as below. Master-keys from No. 111 blank, as ordered. Pin-tumblers as below. Changes practically unlimited.

No.			Keys; 2 from
	Not master-keyed, without chain		
870	Shackle, steel	5 Pin-tumblers	No. 8 Blank
871	" bronze	5 "	" "
	Not master-keyed, with 9 inches of 8B chain		
870½	Shackle, steel	5 Pin-tumblers	No. 8 Blank
871½	" bronze	5 "	" "
	Master-keyed, without chain		
870MK	Shackle, steel	6 Pin-tumblers	No. 11 Blank
871MK	" bronze	6 "	" "
	Master-keyed, with 9 inches of 8B chain		
870½MK	Shackle, steel	6 Pin-tumblers	No. 11 Blank
871½MK	" bronze	6 "	" "

Can be furnished with Dust Guards, see page 102, to special order and at an additional price

Each in a paper box; 6 boxes in a carton; 10 dozen in a case; gross weight, without chain, 145 lbs.

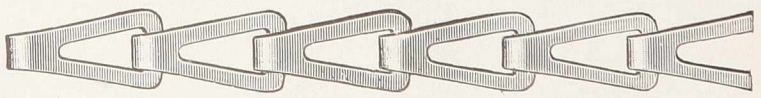

No. 8B bronze sash chain

Cuts full size

Padlocks



1⅜ inch size



YALE 1⅜ inch size

Wrought bronze

Master-keyed in one set not exceeding 210 all different with a master-key to pass all locks: or a somewhat less quantity may be divided into sets, with master-key to pass the locks in each set and a grand master-key to pass all the locks. Can be master-keyed with any other Yale locks using the same key. For further information concerning master-keyed locks, see page 97.

Keys: 2 paracentric, nickel-bronze, coined, gold plated bows, from blank as below. Master-keys from No. 110 blank as ordered. Pin-tumblers as below. Changes practically unlimited.

No.			Keys; 2 from
	Not master-keyed, without chain		
733	Shackle, bronze	4 Pin-tumblers	No. 10 Blank
	Not master-keyed, with 9 inches of 6B chain		
733½	Shackle, bronze	4 Pin-tumblers	No. 10 Blank
	Master-keyed, without chain		
733MK	Shackle, bronze	4 Pin-tumblers	No. 10 Blank
	Master-keyed, with 9 inches of 6B chain		
733½MK	Shackle, bronze	4 Pin-tumblers	No. 10 Blank

½ dozen without chain, ¼ dozen with chain, in a paper box.



No. 6B bronze sash chain



2 inch size



YALE 2 inch size

Wrought bronze

Master-keyed in one set not exceeding 900, all different with a master-key to pass all locks: or a somewhat less quantity may be divided into sets, with master-key to pass the locks in each set and a grand master-key to pass all the locks. Can be master-keyed with any other Yale locks using the same key. For further information concerning master-keyed locks, see page 97.

Keys: 2 paracentric, nickel-bronze, coined, gold plated bows, from blank as below. Master-keys from No. 111 blank as ordered. Pin-tumblers as below. Changes practically unlimited.

No.			Keys; 2 from
	Not master-keyed, without chain		
735	Shackle, bronze	5 Pin-tumblers	No. 8 Blank
	Not master-keyed, with 9 inches of 7B chain		
735½	Shackle, bronze	5 Pin-tumblers	No. 8 Blank
	Master-keyed, without chain		
735MK	Shackle, bronze	6 Pin-tumblers	No. 11 Blank
	Master-keyed, with 9 inches of 7B chain		
735½MK	Shackle, bronze	6 Pin-tumblers	No. 11 Blank

½ dozen without chain, ¼ dozen with chain, in a paper box.

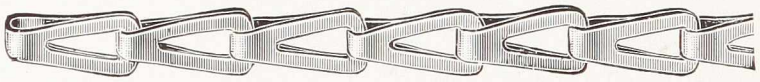

No. 7B bronze sash chain

Cuts full size

Padlocks



No. 800 G

The Standard Series

SINCE its first appearance in 1878 this series of padlocks has steadily increased in repute, popularity and sales. For many years it has been the recognized leader among high grade padlocks and has been applied to a constantly extending variety of uses.

The sizes range from the ¾ inch jewel or dog collar padlock to the 3½ inch padlock for warehouses and jail service.

These padlocks are made wholly of bronze metal. The shackle is drop forged to increase its strength and to improve its appearance. Its action is automatic both in locking and unlocking, and the shackle hole is protected by a stopper against the entrance of dirt when the lock is open.

In design, workmanship, materials and finish these padlocks are of the highest grade throughout.

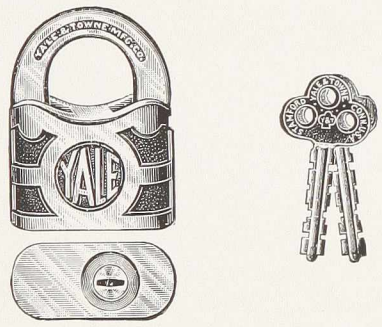

¾ inch size

¾ inch size

Cast bronze **Not master-keyed**

Keys: 2 fluted nickel-bronze, coined, gold plated bows, from No. 82 blank. Three lever-tumblers. Changes, 24.

No.	Without chain	
800	Case, fine wheel finish . .	Shackle, fine wheel finish
800N	" nickel plated . . .	" nickel plated
800G	" gold plated . . .	" gold plated

Nos. 800 and 800N, each in a paper box; 12 boxes in a carton. No. 800G, each in a silk lined box; 6 boxes in a carton.



1 inch size

1 inch size

Cast bronze **Not master-keyed**

Keys: 2 fluted, nickel-bronze, coined, gold plated bows, from No. 86 blank. Three lever-tumblers. Changes, 48.

No.	Without chain	
813	Case, fine wheel finish . .	Shackle, fine wheel finish
813N	" nickel plated . . .	" nickel plated
	With 9 inches of 3A chain	
813½	Case, fine wheel finish . .	Shackle, fine wheel finish
	With 9 inches of 3AN chain	
813½N	Case, nickel plated . .	Shackle, nickel plated

½ dozen without chain, ¼ dozen with chain, in a paper box; 100 dozen in a case; gross weight, without chain, 180 lbs.

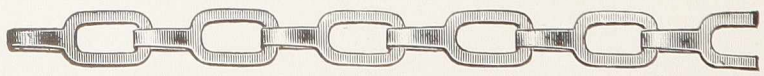

Nos. 3A brass and 3AN nickel plated brass safety chain

YALE

Cuts full size

Padlocks





1 inch size
Nos. 813¼ and 813¾ series

1 inch size

Cast bronze Not master-keyed

Keys: 2 fluted, nickel-bronze, coined, gold plated bows, from No. 86 blank. Three lever-tumblers. Changes, 48.

No. — With 15 inches of 2SN chain and ring

813¼ Case, fine wheel finish . . Shackle, fine wheel finish
813¼N " nickel plated . . . " nickel plated

¼ dozen in a paper box.

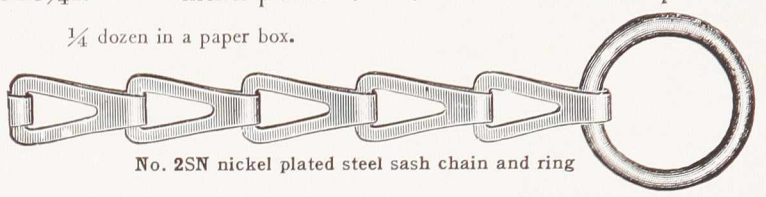

No. 2SN nickel plated steel sash chain and ring

No. — With 30 inches of 4A chain and ring

813¾ Case, fine wheel finish . . Shackle, fine wheel finish

With 30 inches of 4AN chain and ring

813¾N Case, nickel plated . . . Shackle, nickel plated

Each in a paper box.

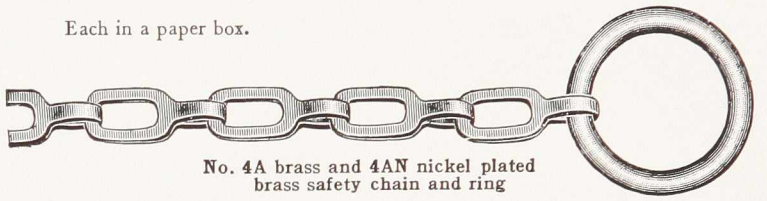

No. 4A brass and 4AN nickel plated brass safety chain and ring

No. — Without chain

814 Case, fine wheel finish Shackle; steel wire, blued
815 " " " " " bronze wire, wheel finish

With 9 inches of 3A chain

814½ Case, fine wheel finish Shackle; steel wire, blued
815½ " " " " " bronze wire, wheel finish





1 inch size, No. 814 series

1¼ inch size

Cast bronze Not master-keyed

Keys: 2 fluted, nickel-bronze, coined, gold plated bows from No. 186 blank. Three lever-tumblers. Changes, 48.

No. — Without chain

823 Case, fine wheel finish Shackle; bronze, fine wheel finish
824 " " " " " steel, blued
823N " nickel plated " bronze, nickel plated

With 9 inches of 3A chain

823½ Case, fine wheel finish Shackle; bronze, fine wheel finish
824½ " " " " " steel, blued

With 9 inches of 3AN chain

823½N Case, nickel plated . Shackle; bronze, nickel plated

½ dozen without chain, ¼ dozen with chain, in a paper box; 100 dozen in a case; gross weight, without chain, 220 lbs.

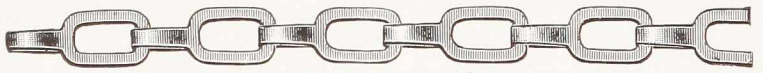

No. 3A brass and 3AN nickel plated brass safety chain





1¼ inch size

Cuts full size

Padlocks



1½ inch size



1½ inch size

Cast bronze **Not master-keyed**

Keys: 2 fluted, nickel-bronze, coined, gold plated bows, from No. 87 blank. Three lever-tumblers. Changes, 48.

No.	Without chain	Shackle
833	Case, fine wheel finish	Bronze, fine wheel finish
834	" " " "	Steel, blued
833N	" nickel plated	Bronze, nickel plated
	With 9 inches of 12 T chain	
833½	Case, fine wheel finish	Bronze, fine wheel finish
834½	" " " "	Steel, blued
833½N	" nickel plated	Bronze, nickel plated

½ dozen without chain, ¼ dozen with chain, in a paper box; 50 dozen in a case; gross weight, without chain, 160 lbs.



No. 12T tinned iron curb chain, welded



1¾ inch size



1¾ inch size

Cast bronze **Not master-keyed**

Keys: 2 fluted, nickel-bronze, coined, gold plated bows, from No. 187 blank. Four lever-tumblers. Changes, 72.

No.	Without chain	Shackle
843	Case, fine wheel finish	Bronze, fine wheel finish
844	" " " "	Steel, blued
843N	" nickel plated	Bronze, nickel plated
	With 9 inches of 13T chain	
843½	Case, fine wheel finish	Bronze, fine wheel finish
844½	" " " "	Steel, blued
843½N	" nickel plated	Bronze, nickel plated

Can be furnished with Dust Guards, see page 102, to special order and at an additional price.

½ dozen without chain, ¼ dozen with chain, in a paper box; 50 dozen in a case; gross weight, without chain, 255 lbs.



No. 13T tinned iron curb chain, welded



2 inch size



2 inch size

Cast bronze **Not master-keyed**

Keys: 2 fluted, nickel-bronze, coined, gold plated bows, from No. 88 blank. Four lever-tumblers. Changes, 144.

No.	Without chain	Shackle
853	Case, fine wheel finish	Bronze, fine wheel finish
854	" " " "	Steel, blued
853N	" nickel plated	Bronze, nickel plated
	With 9 inches of 14T chain	
853½	Case, fine wheel finish	Bronze, fine wheel finish
854½	" " " "	Steel, blued
853½N	" nickel plated	Bronze, nickel plated

Can be furnished with Dust Guards, see page 102, to special order and at an additional price.

½ dozen without chain, ¼ dozen with chain, in a paper box; 24 dozen in a case; gross weight, without chain, 175 lbs.



No. 14T tinned iron curb chain, welded

YALE

Cuts full size

Padlocks



2 inch size, low shackle



2 inch size

Low shackle

Cast bronze Not master-keyed

THIS padlock is a modified form of the No. 853. The novel construction is intended to afford increased safety against attack on the shackle. The low shackle and the curvature of the case insure a snug fit which precludes the use of wedges or other tools for forcing the shackle.

The opening is ¾ inch diameter.

Keys: 2 fluted, nickel-bronze, coined, gold plated bows, from No. 88 blank. Four lever-tumblers. Changes, 144.

No.	Without chain
L853	Case and shackle; bronze, fine wheel finish.

Can be furnished with Dust Guards, see page 102, to special order and at an additional price.

½ dozen in a paper box.



2 inch size, high shackle



2 inch size

High shackle

Cast bronze Not master-keyed

THIS padlock is another modified form of the No. 853. The high shackle affords increased space and permits the locking of heavy chains, etc.

The opening is 1¼ inches high.

Keys: 2 fluted, nickel-bronze, coined, gold plated bows, from No. 88 blank. Four lever-tumblers. Changes, 144.

No.	Without chain
H853	Case and shackle; bronze, fine wheel finish.

Can be furnished with Dust Guards, see page 102, to special order and at an additional price.

½ dozen in a paper box.

Cuts full size

Padlocks



2¼ inch size

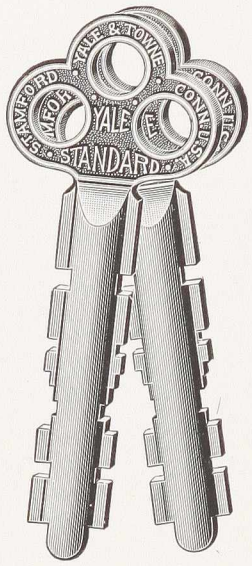

2¼ inch size

Cast bronze **Not master-keyed**

Keys: 2 fluted, nickel-bronze, coined, gold plated bows, from No. 188 blank. Four lever-tumblers. Changes, 144.

No.	Without chain
863	Case and shackle; bronze, fine wheel finish.
864	Case; bronze, fine wheel finish. Shackle; steel, blued.
863N	Case and shackle; bronze, nickel plated.
	With 9 inches of 14T chain
863½	Case and shackle; bronze, fine wheel finish.
864½	Case; bronze, fine wheel finish. Shackle; steel, blued.
863½N	Case and shackle; bronze, nickel plated.

½ dozen without chain, ¼ dozen with chain, in a paper box; 24 dozen in a case; gross weight, without chain, 225 lbs.



No. 14T tinned iron curb chain, welded



2½ inch size



2½ inch size

Cast bronze **Not master-keyed**

Keys: 2 fluted, nickel-bronze, coined, gold plated bows, from No. 89 blank. Four lever-tumblers. Changes, 144.

No.	Without chain
873	Case and shackle; bronze, fine wheel finish.
874	Case; bronze, fine wheel finish. Shackle; steel, blued.
873N	Case and shackle; bronze, nickel plated.
	With 9 inches of 15T chain
873½	Case and shackle; bronze, fine wheel finish.
874½	Case; bronze, fine wheel finish. Shackle; steel, blued.
873½N	Case and shackle; bronze, nickel plated.

½ dozen without chain, ¼ dozen with chain, in a paper box; 24 dozen in a case; gross weight, without chain, 275 lbs.

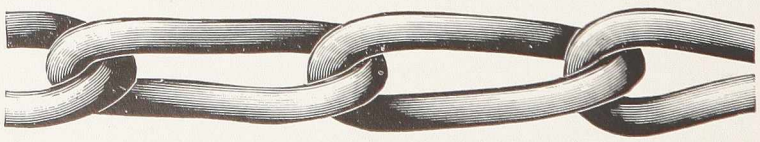

No. 15T tinned iron curb chain, welded

YALE

Cuts full size

Padlocks





2¼ inch size



2¼ inch size

Iron and steel Brass inside parts

Not master-keyed

Keys: 2 flat steel, nickel plated, from No. 526 blank. Four lever-tumblers. Changes, 144.

No.	Without chain
526	Case; cast iron, brass plated and oxidized. Discs; steel, "Libian Black" finish. Shackle; steel, brass plated.
	With 9 inches of 9SA chain
526½	Case; cast iron, brass plated and oxidized. Discs; steel, "Libian Black" finish. Shackle; steel, brass plated.

½ dozen in a paper box; 25 dozen in a case; gross weight, without chain, 250 lbs.



No. 9SA brass plated steel Triumph chain





2¼ inch size



2¼ inch size

Iron and steel Steel inside parts

Not master-keyed

Keys: 2 flat steel, nickel plated, from No. 326 blank. Warded. Changes, 6.

No.	Without chain
326	Case; cast iron, "Nubian" finish. Discs; steel, copper plated. Shackle; steel, copper plated.
	With 9 inches of 9SA chain
326½	Case; cast iron, "Nubian" finish. Discs; steel, copper plated. Shackle; steel, copper plated.

½ dozen in a paper box; 25 dozen in a case; gross weight, without chain, 230 lbs.



No. 9SA brass plated steel Triumph chain

Cuts full size

Padlocks



1½ inch size

YALE 1½ inch size

Defender series

Steel or wrought brass — Not master-keyed

Keys: 2 corrugated steel, nickel plated, from No. 16 blank. Three pin-tumblers. Changes, 36.

No.	Without chain	Shackle
743S	Case; steel, bower-barffed .	Steel, nickel plated
743N	" " nickel plated .	" " "
743V	" brass, dipped bright .	" " "
	With 9 inches of 6B chain	
743½S	Case; steel, bower-barffed .	Steel, nickel plated
743½N	" " nickel plated .	" " "
743½V	" brass, dipped bright .	" " "

½ dozen in a paper box; 50 dozen in a case; gross weight, without chain, 165 lbs.



2 inch size

YALE 2 inch size

Defender series

Steel or wrought brass

Master-keyed in 60 sets of 6 to 14 locks each, each set having its own master-key but *cannot* be grand master-keyed. *Cannot* be master-keyed with any other Yale locks. For further information concerning master-keyed locks, see page 97.

Keys: 2 corrugated steel, nickel plated, from No. 6 blank. Four pin-tumblers. Changes, 144.

No.	Not master-keyed, without chain	Shackle
745S	Case; steel, bower-barffed .	Steel, nickel plated
745N	" " nickel plated .	" " "
745V	" brass, dipped bright .	" " "
	Not master-keyed, with 9 inches of 7B chain	
745½S	Case; steel, bower-barffed .	Steel, nickel plated
745½N	" " nickel plated .	" " "
745½V	" brass, dipped bright .	" " "
	Master-keyed, without chain	
745SMK	Case; steel, bower-barffed .	Steel, nickel plated
745NMK	" " nickel plated .	" " "
745VMK	" brass, dipped bright .	" " "
	Master-keyed, with 9 inches of 7B chain	
745½SMK	Case; steel, bower-barffed .	Steel, nickel plated
745½NMK	" " nickel plated .	" " "
745½VMK	" brass, dipped bright .	" " "

½ dozen in a paper box; 24 dozen in a case; gross weight, without chain, 145 lbs.



Nos. 6B and 7B bronze sash chain

YALE

Cuts full size

Padlocks

THESE padlocks represent the highest type of construction and are the best master-keyed padlocks on the market. The bicentric system of master-keying is briefly explained below; as is also the duplex. For further information concerning master-keyed locks, see page 97.



2 inch size



2 inch size

Bicentric series

Cast bronze

Master-keyed: By means of a separate plug for the master-key, these padlocks may be arranged in any number of sets, with a master-key to pass the locks in each set and a grand master-key to pass all the locks. Can be master-keyed with any other Yale locks using the same key.

Keys: 2 paracentric, nickel-bronze, coined, gold plated bows, from No. 13 blank. Master-keys from No. 113 blank, as ordered. Five pin-tumblers. Changes practically unlimited.

No.	Without chain	Shackle
935	Case, fine wheel finish . .	Steel, nickel plated
935B	" " " " .	Bronze, fine wheel finish
	With 9 inches of 8B chain	
935½	Case, fine wheel finish . .	Steel, nickel plated
935½B	" " " " .	Bronze, fine wheel finish

Safe deposit system

Requiring the use of both keys to operate

Without chain

945	Case, fine wheel finish . .	Steel, nickel plated
945B	" " " " .	Bronze, fine wheel finish
	With 9 inches of 8B chain	
945½	Case, fine wheel finish . .	Steel, nickel plated
945½B	" " " " .	Bronze, fine wheel finish

Each in a paper box: **6** boxes in a carton.

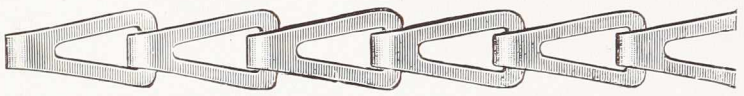

No. 8B bronze sash chain



2 inch size

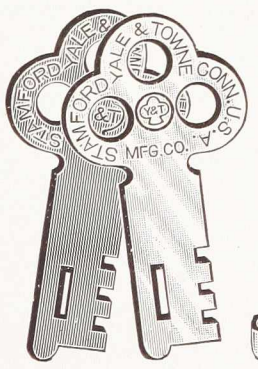

2 inch size

Duplex series

Wrought brass

Master-keyed in 75 sets of 500 locks each, all different in each set, with a master-key to pass each set, but *cannot* be grand master-keyed. *Cannot* be master-keyed with any other locks. Complete master-key records are so kept that additional locks may be furnished at any time, capable of being operated by the original master-key.

Keys: 2 flat steel, nickel plated, from No. 435 blank. Master-keys from No. 435½ blank, as ordered. Four lever-tumblers for change-key and master-key.

No.	Without chain	Shackle
435	Case, dipped bright . . .	Brass, dipped bright.
	With 9 inches of 7B chain	
435½	Case, dipped bright . .	Brass, dipped bright.

½ dozen in a paper box.

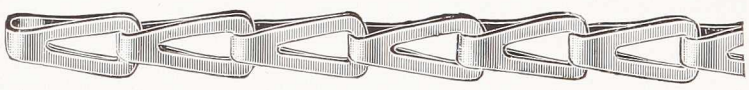

No. 7B bronze sash chain

2 inch size

Cuts full size

Cuts full size

Padlocks



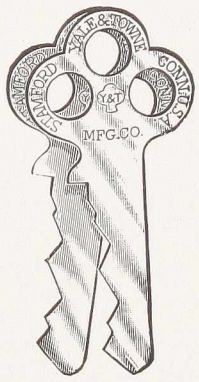

1⅛ inch size

YALE 1⅛ inch size

Ironsides series

Iron or cast bronze — Not master-keyed

Keys: 2 flat steel, nickel plated, from No. 2½ blank. Four pin-tumblers. Changes, 144.

No.	Without chain	Shackle
801F	Case; iron, bower-barffed . .	Bronze, buffed
801N	" " nickel plated . .	" nickel plated
801B	" bronze, buffed . . .	" buffed
801BN	" " nickel plated .	" nickel plated
	With 9 inches of 6B chain	
801½F	Case; iron, bower-barffed . .	Bronze, buffed
801½N	" " nickel plated . .	" nickel plated
801½B	" bronze, buffed . . .	" buffed
801½BN	" " nickel plated .	" nickel plated

½ dozen without chain, ¼ dozen with chain, in a paper box.



No. 6B bronze sash chain





1½ inch size

YALE 1½ inch size

Ironsides series

Iron or cast bronze — Not master-keyed

Keys: 2 flat steel, nickel plated, from No. 1½ blank. Four pin-tumblers. Changes. 144.

No.	Without chain	Shackle
803F	Case; iron, bower-barffed . .	Bronze, buffed
803N	" " nickel plated . .	" nickel plated
803B	" bronze, buffed . . .	" buffed
	With 9 inches of 7B chain	
803½F	Case; iron, bower-barffed . .	Bronze, buffed
803½N	" " nickel plated . .	" nickel plated
803½B	" bronze, buffed . . .	" buffed

½ dozen without chain, ¼ dozen with chain, in a paper box; 50 dozen in a case; gross weight, without chain, 215 lbs.





2 inch size

YALE 2 inch size

Ironsides series

Iron or cast bronze — Not master-keyed

Keys: 2 flat steel, nickel plated, from No. 3½ blank. Four pin-tumblers. Changes, 144.

No.	Without chain	Shackle
805F	Case; iron, bower-barffed . .	Bronze, buffed
805N	" " nickel plated . .	" nickel plated
805B	" bronze, buffed . . .	" buffed
	With 9 inches of 7B chain	
805½F	Case; iron, bower-barffed . .	Bronze, buffed
805½N	" " nickel plated . .	" nickel plated
805½B	" bronze, buffed . . .	" buffed

½ dozen without chain, ¼ dozen with chain, in a paper box; 24 dozen in a case; gross weight, without chain, 295 lbs.



No. 7B bronze sash chain

Cuts full size

Padlocks





1½ inch size

YALE

1½ inch size

Bulwark series

Cast iron **Not master-keyed**

Keys: 2 corrugated, nickel-bronze, coined, oxidized bows, from No. 116½ blank. Four pin-tumblers. Changes, 144.

No.	Without chain	Shackle
903	Case; iron, bower-barffed	Bronze, buffed
	With 9 inches of 7B chain	
903½	Case; iron, bower-barffed . . .	Bronze, buffed

½ dozen in a paper box; 50 dozen in a case; gross weight, without chain, 225 lbs.

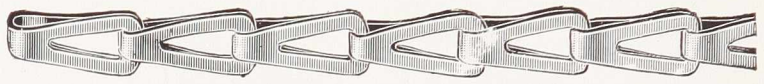

No. 7B bronze sash chain





2 inch size

YALE

2 inch size

Bulwark series

Cast iron **Not master-keyed**

Keys: 2 corrugated, nickel-bronze, coined, oxidized bows, from No. 106½ blank. Four pin-tumblers. Changes, 144.

No.	Without chain	Shackle
905	Case; iron, bower-barffed	Bronze, buffed
	With 9 inches of 7B chain	
905½	Case; iron, bower-barffed	Bronze, buffed

½ dozen in a paper box; 24 dozen in a case; gross weight, without chain, 195 lbs.

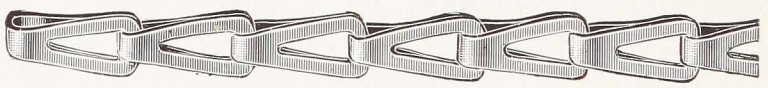

No. 7B bronze sash chain

Cuts full size

Padlocks



1 inch size



1 inch size

Monitor series

Seamless steel — Not master-keyed

Keys: 2 flat steel, nickel plated, from No. 76 blank. Three lever-tumblers. Changes, 48.

No.	Without chain	
8414	Case, bower-barffed . . .	Shackle, bower-barffed
	With 9 inches of 3A chain	
8414½	Case, bower-barffed . . .	Shackle, bower-barffed

½ dozen in a paper box; 100 dozen in a case; gross weight, without chain, 170 lbs.

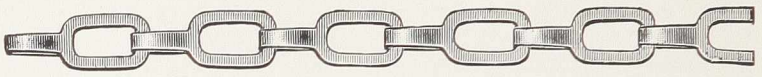

No. 3A brass safety chain



1½ inch size



1½ inch size

Monitor series

Seamless steel — Not master-keyed

Keys: 2 corrugated steel, nickel plated, from No. 67 blank. Three lever-tumblers. Changes, 48.

No.	Without chain	
8434	Case, bower-barffed . . .	Shackle, bower-barffed
	With 9 inches of 6B chain	
8434½	Case, bower-barffed . . .	Shackle, bower-barffed

½ dozen in a paper box; 50 dozen in a case; gross weight, without chain, 175 lbs.



No. 6B bronze sash chain



2 inch size



2 inch size

Monitor series

Seamless steel or brass — Not master-keyed

Keys: 2 corrugated steel, nickel plated, from No. 68 blank. Four lever-tumblers. Changes, 144.

No.	Without chain	Shackle
8454	Case; steel, bower-barffed . .	Steel, bower-barffed
8454N	" " nickel plated . .	" nickel plated
8454V	" brass, sand blasted . .	Brass, polished
	With 9 inches of 7B chain	
8454½	Case; steel, bower-barffed . .	Steel, bower-barffed
8454½N	" " nickel plated . .	" nickel plated
8454½V	" brass, sand blasted . .	Brass, polished

½ dozen in a paper box; 24 dozen in a case; gross weight, without chain, 155 lbs.



No. 7B bronze sash chain

Cuts full size

Padlocks

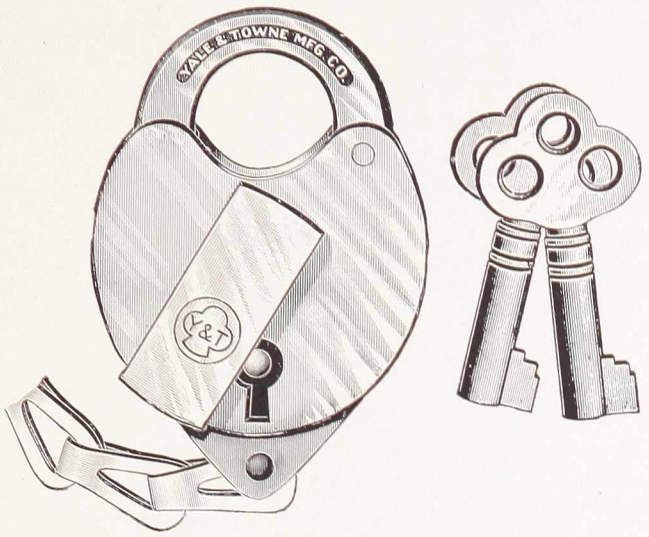

1½ inch size

1½ inch size

Not master-keyed

Cast bronze. Bronze inside parts. Spring drop over keyhole.

Keys: 2 bronze, polished, from No. 623 blank. Three lever-tumblers. Changes, 96.

No.	Without chain	
623	Case, fine wheel finish . .	Shackle, fine wheel finish
	With 9 inches of 6B chain	
623½	Case, fine wheel finish .	Shackle, fine wheel finish

½ dozen in a paper box.

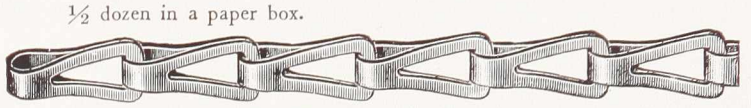

No. 6B bronze sash chain



2⅛ inch size

2⅛ inch size

Master-keyed in one set not exceeding 200, all different with a master-key to pass all locks. *Cannot* be grand master-keyed. *Cannot* be master-keyed with any other locks. For further information concerning master-keyed locks see page 97.

Cast bronze. Bronze inside parts. Spring drop over keyhole.

Keys: 2 bronze, polished, from No. 625 blank. Master-keys from No. 625½ blank as ordered. Three lever-tumblers. Changes, 96.

No.	Not master-keyed, without chain	
625	Case, wheel finish .	Shackle, wheel finish
	Not master-keyed, with 9 inches of 7B chain	
625½	Case, wheel finish . .	Shackle, wheel finish
	Master-keyed, without chain	
625MK	Case, wheel finish .	Shackle, wheel finish
	Master-keyed, with 9 inches of 7B chain	
625½MK	Case, wheel finish .	Shackle, wheel finish

½ dozen in a paper box.

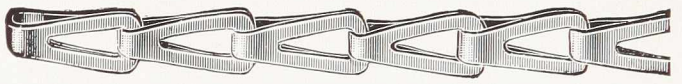

No. 7B bronze sash chain

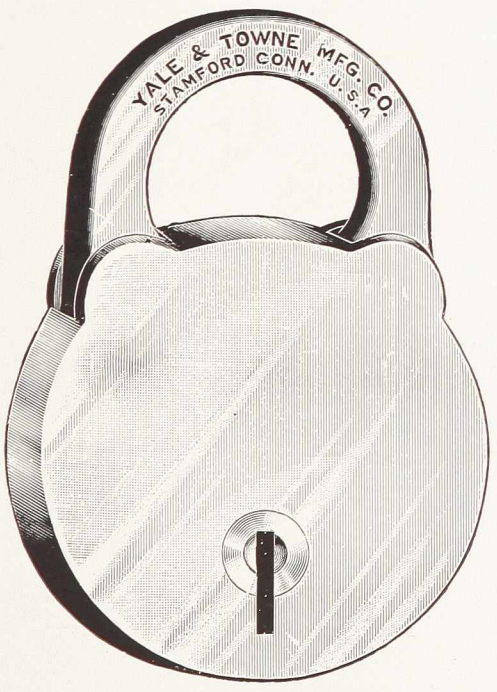

2 inch size

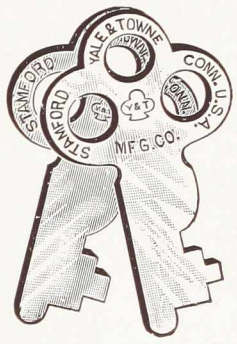

2 inch size

Not master-keyed

Cast bronze. Brass inside parts.

Keys: 2 flat steel, nickel plated, from No. 285 blank. Warded. Changes, 12.

No.	Without chain	
285	Case, wheel finish .	Shackle, wheel finish
	With 9 inches of 6B chain	
285½	Case, wheel finish .	Shackle, wheel finish

½ dozen in a paper box; 50 dozen in a case; gross weight, without chain, 245 lbs.

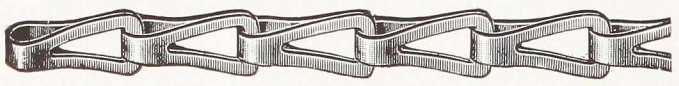

No. 6B bronze sash chain

Cuts full size

Cuts full size

Padlocks



2 inch size

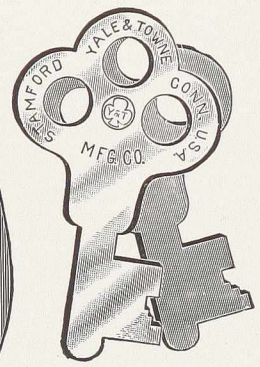

2 inch size

Cast bronze

Master-keyed in one set of 4000 locks or less, all different, with a master-key to pass all locks. *Cannot* be grand master-keyed. *Cannot* be master-keyed with any other locks. For further information concerning master-keyed locks, see page 97.

Keys: 2 flat steel, nickel plated, from No. 585 blank. Master-keys from No. 585½ blank, as ordered. Three lever-tumblers. Changes, 12.
Six lever-tumblers and 4000 changes can be furnished to special order and at an additional price.

No.	Case	Shackle	No.	Case	Shackle
	Without chain				
	Not master-keyed			**Master-keyed**	
585	Fine wheel finish	Buffed	**585MK**	Fine wheel finish	Buffed
	With 9 inches of 6B chain				
585½	Fine wheel finish	Buffed	**585½MK**	Fine wheel finish	Buffed

½ dozen in a paper box; 25 dozen in a case; gross weight, without chain, 165 lbs.

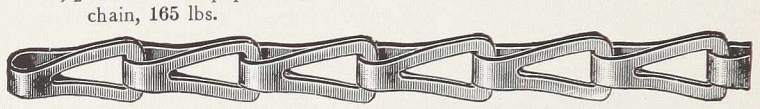

No. 6B bronze sash chain



1¾ inch size

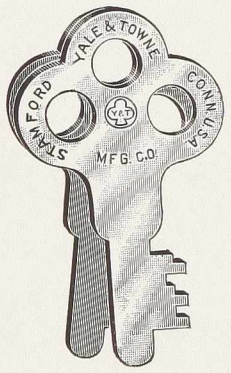

1¾ inch size

Wrought steel

Master-keyed, as 2 inch size above.

Keys: 2 flat steel, nickel plated, from No. 534 blank. Master-keys from No. 534½ blank, as ordered. Four lever-tumblers. Changes, 12.
Six lever-tumblers and 4000 changes can be furnished to special order and at an additional price.

No.	Case	Shackle	No.	Case	Shackle
	Without chain				
	Not master-keyed			**Master-keyed**	
534J	Japanned	Brass plated	**534JMK**	Japanned	Brass plated
534X	Brass plated	" "	**534XMK**	Brass plated	" "
	With 9 inches of 1SN chain (see opposite page)				
534½J	Japanned	Brass plated	**534½JMK**	Japanned	Brass plated
534½X	Brass plated	" "	**534½XMK**	Brass plated	" "

½ dozen in a paper box; 25 dozen in a case; gross weight, without chain, 175 lbs.



2 inch size

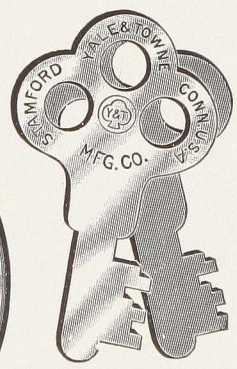

2 inch size

Steel or wrought brass

Master-keyed, as 2 inch size above.

Keys: 2 flat steel, nickel plated, from No. 575 blank. Master-keys from No. 575½ blank, as ordered. Six lever-tumbers. Changes, 144.
Changes not exceeding 4000 can be furnished to special order and at an additional price.

No.	Case	Shackle
	Not master-keyed, without chain	
575J	Steel, japanned	Mal. iron, nickel plated
575V	Brass, dipped bright	Brass, dipped bright
	Master-keyed, without chain	
575JMK	Steel, japanned	Mal. iron, nickel plated
575VMK	Brass, dipped bright	Brass, dipped bright
	With 9 inches of 1SN chain (see opposite page)	
575½J	Steel, japanned	Mal. iron, nickel plated
575½JMK	" "	" " " "
	With 9 inches of 6B chain (illustrated above)	
575½V	Brass, dipped bright	Brass, dipped bright
575½VMK	" " "	" " "

½ dozen in a paper box; 50 dozen in a case; gross weight, without chain, 200 lbs.

YALE

Cuts full size

Padlocks



1½ inch size



1½ inch size

Defiance series

Seamless steel — Not master-keyed

Keys: 2 flat steel, nickel plated, from No. 77 blank. Three lever-tumblers. Changes, 48.

No.	Without chain	
563	Case, bower-barffed . . .	Shackle, nickel plated
	With 9 inches of 1SN chain	
563½	Case, bower-barffed	Shackle, nickel plated

½ dozen in a paper box; 50 dozen in a case; gross weight, without chain, 155 lbs.

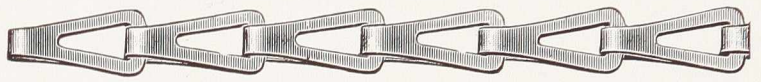

No. 1SN nickel plated steel safety chain



2 inch size

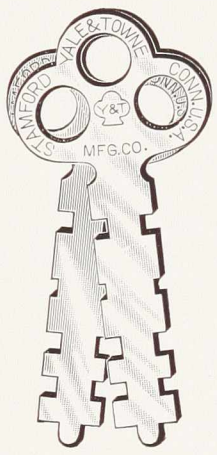

2 inch size

Defiance series

Seamless steel — Not master-keyed

Keys: 2 flat steel, nickel plated, from No. 78 blank. Three lever-tumblers. Changes, 48.

No.	Without chain	
565	Case, bower-barffed . . .	Shackle, nickel plated
	With 9 inches of 1SN chain	
565½	Case, bower-barffed . . .	Shackle, nickel plated

½ dozen in a paper box; 24 dozen in a case; gross weight, without chain, 135 lbs.



No. 1SN nickel plated steel safety chain



2 inch size

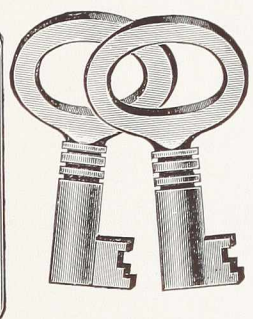

2 inch size

Steel or wrought brass — Not master-keyed

Keys: 2 flat steel, nickel plated, from No. 675 blank. Two lever-tumblers. Changes, 36.

No.	Without chain	Shackle
675F	Case; steel, bower-barffed . .	Steel, nickel plated
675V	" brass, buffed	Brass, buffed

½ dozen in a paper box; 50 dozen in a case; gross weight 175 lbs.

Cuts full size

Padlocks



2 inch size



2 inch size

Baffler series

Wrought brass **Not master-keyed**

Keys: 2 half corrugated, steel, nickel plated, from No. 605 blank. Six lever-tumblers. Changes, 12.

The keys are not reversible and the bittings are not in pairs, thus giving a greater quantity of changes and enhancing the security.

Changes not exceeding 4000 can be furnished to special order and at an additional price.

No.	Without chain	Shackle
605V	Case; brass, dipped bright . .	Steel, nickel plated
	With 9 inches of 1SN chain	
605½V	Case; brass, dipped bright . .	Steel, nickel plated

½ dozen in a paper box; 25 dozen in a case; gross weight, without chain, 175 lbs.

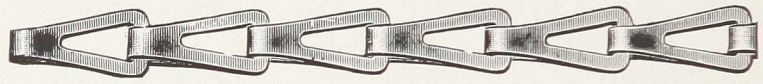

No. 1SN nickel plated steel sash chain



2 inch size

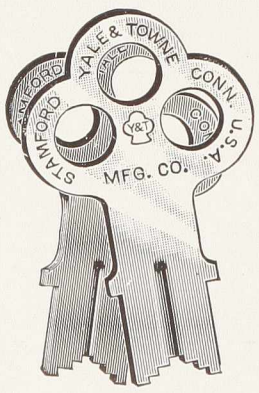

2 inch size

Vulcan series

Steel or wrought brass **Not master-keyed**

Keys: 2 flat steel, nickel plated, from No. 26 blank. Five lever-tumblers. Changes, 12.

No.	Without chain	Shackle
655C	Case; steel, old coppered . .	Steel, nickel plated
655J	" " ivory black .	" " "
655N	" " nickel plated . .	" " "
655V	" brass, dipped bright .	Brass, dipped bright
	With 9 inches of 1SN chain	
655½C	Case; steel, old coppered . .	Steel, nickel plated
655½J	" " ivory black . .	" " "
655½N	" " nickel plated . .	" " "
655½V	" brass, dipped bright .	Brass, dipped bright

½ dozen in a paper box; 50 dozen in a case; gross weight, without chain, 250 lbs.



No. 1SN nickel plated steel sash chain

YALE

Cuts full size

Padlocks



1¼ inch size

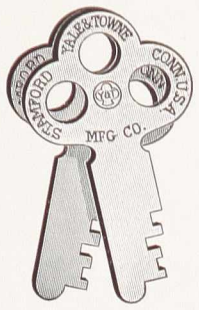

1¼ inch size

Wrought steel or brass

Master-keyed in one set of 4000 locks or less, all different, with a master-key to pass all locks. *Cannot* be grand master-keyed. *Cannot* be master-keyed with any other locks. For further information concerning master-keyed locks, see page 97.

Keys: 2 flat steel, nickel plated, from No. 612 blank. Three lever-tumblers. Changes, 12

Four lever-tumblers and 150 changes or four lever-tumblers and 4000 changes can be furnished to special order and at an additional price.

No.	Not master-keyed, without chain	Shackle
692J	Case; steel, japanned . . .	Steel, japanned
692X	" " brass plated . .	" brass plated
692V	" brass, dipped bright . .	Brass, dipped bright
	Master-keyed, without chain	
692JMK	Case; steel, japanned . . .	Steel, japanned
692XMK	" " brass plated . .	" brass plated
692VMK	" brass, dipped bright . .	Brass, dipped bright

1 dozen in a paper box; 50 dozen in a case; gross weight 125 lbs.



1½ inch size



1½ inch size

Fidelity series

Steel and seamless wrought brass **Not master-keyed**

Keys: 2 flat steel, nickel plated, from No. 25 blank. Five lever-tumblers. Changes, 12.

No.	Without chain
633	Case; steel, black enameled. Caps; wrought brass, buffed. Shackle; steel, blued.
	With 9 inches of 1SN chain
633½	Case; steel, black enameled. Caps; wrought brass, buffed. Shackle; steel, blued.

½ dozen, in a paper box; 50 dozen in a case; gross weight, without chain, 190 lbs.

2 inch size

Fidelity series

Steel and seamless wrought brass **Not master-keyed**

Keys: 2 flat steel, nickel plated, from No. 26 blank. Five lever-tumblers. Changes, 12.

No.	Without chain
635	Case; steel, black enameled. Caps; wrought brass, buffed. Shackle; steel, blued.
	With 9 inches of 1SN chain
635½	Case; steel, black enameled. Caps; wrought brass, buffed. Shackle; steel, blued.

½ dozen in a paper box; 50 dozen in a case; gross weight, without chain, 320 lbs.



No. 1SN nickel plated steel sash chain

Cuts full size

Padlocks





2⅜ inch size

2⅜ inch size

Cyclops

Cast iron **Not master-keyed**

Keys: 2 flat steel, nickel plated, from No. 215 blank. Warded. Changes, 6.

No. **Without chain**

215 Case; iron, "Nubian" finish. Panels; wrought steel, brass plated. Shackle; drop forged steel, brass plated.

½ dozen in a paper box; 25 dozen in a case; gross weight 195 lbs.





2 inch size

2 inch size

Titan series

Cast iron and steel **Not master-keyed**

Keys: 2 flat steel, nickel plated, from No. 225 blank. Warded. Changes, 6.

No. **Without chain**

225 Case; iron, bower-barffed. Panels; wrought steel, brass plated. Shackle; steel, brass plated.

With 9 inches of 9SA chain

225½ Case; iron, bower-barffed. Panels; wrought steel, brass plated. Shackle; steel, brass plated.

½ dozen in a paper box; 25 dozen in a case; gross weight, without chain, 170 lbs.



No. 9SA brass plated steel Triumph chain





2 inch size

2 inch size

Meteor series

Cast brass **Not master-keyed**

Keys: 2 flat steel, nickel plated, from No. 275 blank. Warded. Changes, 6.

No.	Without chain	Shackle
275	Case; brass, dipped bright . .	Steel, nickel plated
	With 9 inches of 9SA chain	
275½	Case; brass, dipped bright . .	Steel, nickel plated

½ dozen in a paper box; 50 dozen in a case; gross weight, without chain, 240 lbs.



No. 9SA brass plated steel Triumph chain

YALE

Cuts full size

Padlocks

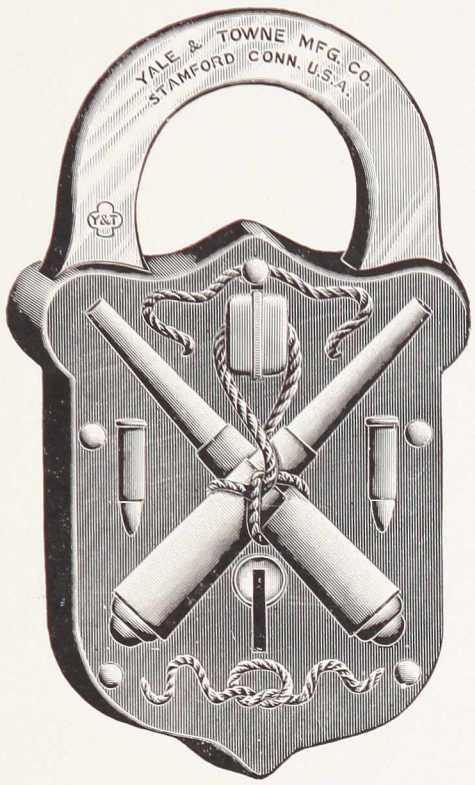

2 inch size



2 inch size

Wrought steel **Not master-keyed**

Keys: 2 flat steel, nickel plated, from No. 664 blank. Two lever-tumblers. Changes, 6.

No.	Without chain	Shackle
665C	Case; steel, old coppered . .	Steel, old coppered
665J	" " ivory black . . .	" brass plated

½ dozen in a paper box; 50 dozen in a case; gross weight 210 lbs.

2 inch size

Reliance series

Wrought steel **Not master-keyed**

Keys: 2 flat steel, nickel plated, from No. 555 blank. Warded. Changes, 12.

No.	Without chain	Shackle
555J	Case, ivory black . . .	Mal. iron, brass plated
555X	" brass plated . . .	" " " "

With 9 inches of 1SN chain

555½J	Case, ivory black . . .	Mal. iron, brass plated
555½X	" brass plated . . .	" " " "

½ dozen in a paper box; 50 dozen in a case; gross weight, without chain, 145 lbs.

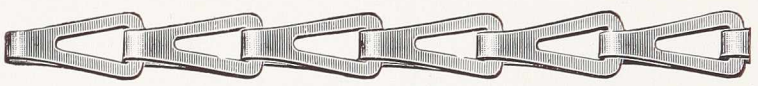

No. 1SN nickel plated steel sash chain



2 inch size



2½ inch size

Reliance series

Wrought steel **Not master-keyed**

Keys: 2 flat steel, nickel plated, from No. 557 blank. Warded. Changes, 12.

No.	Without chain	Shackle
557J	Case, ivory black . . .	Mal. iron, brass plated
557X	" brass plated . . .	" " " "

With 9 inches of 9SA chain

557½J	Case, ivory black . . .	Mal. iron, brass plated
557½X	" brass plated . . .	" " " "

½ dozen in a paper box; 50 dozen in a case; gross weight, without chain, 440 lbs.



No. 9SA brass plated steel Triumph chain

Cuts full size

Padlocks



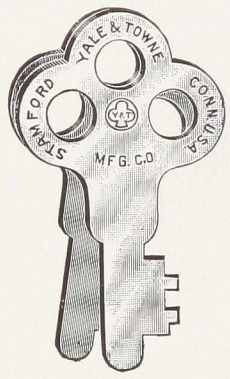

2 inch size

2 inch size

Steel or wrought brass **Not master-keyed**

Keys: 2 flat steel, nickel plated, from No. 664 blank. Three lever-tumblers. Changes, 12.

No.	Without chain	Shackle
645C	Case; steel, old coppered	Steel, old coppered
645J	" " ivory black	" brass plated
645V	" brass, buffed	Brass, buffed
	With 9 inches of 1SN chain	
645½C	Case; steel, old coppered	Steel, old coppered
645½J	" " ivory black	" brass plated
645½V	" brass, buffed	Brass, buffed

½ dozen in a paper box; 50 dozen in a case; gross weight, without chain, 190 lbs.

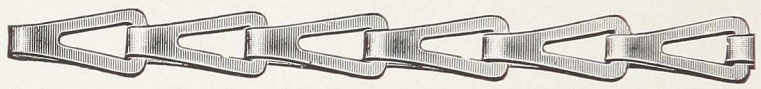

No. 1SN nickel plated steel sash chain





2½ inch size

2½ inch size

Steel or wrought brass **Not master-keyed**

Keys: 2 flat steel, nickel plated, from No. 647 blank. Three lever-tumblers. Changes, 12.

No.	Without chain	Shackle
647C	Case; steel, old coppered	Steel, old coppered
647J	" " ivory black	" brass plated
647V	" brass, buffed	Brass, buffed
	With 9 inches of 1SN chain	
647½C	Case; steel, old coppered	Steel, old coppered
647½J	" " ivory black	" brass plated
647½V	" brass, buffed	Brass, buffed

½ dozen in a paper box; 50 dozen in a case; gross weight, without chain, 300 lbs.



No. 1SN nickel plated steel sash chain

YALE

Cuts full size

Padlocks



1¾ inch size



1¾ inch size

Wrought steel **Not master-keyed**

Keys: 2 flat steel, nickel plated, from No. 664 blank. Two lever-tumblers. Changes, 12.

No.	Without chain	Shackle
664J	Case; steel, ivory black . .	Steel, brass plated

½ dozen in a paper box; 50 dozen in a case; gross weight 175 lbs.

1¾ inch size

Volunteer series

Wrought steel **Not master-keyed**

Keys: 2 flat steel, nickel plated, from No. 354 blank. Warded. Changes, 12.

No.	Without chain	Shackle
354E	Case, etruscan bronzed .	Mal. iron, etruscan bronzed
354J	" ivory black . .	" " brass plated
354T	" tinned	" " tinned
354X	" brass plated . .	" " brass plated

½ dozen in a paper box; 50 dozen in a case; gross weight 145 lbs.



2¼ inch size



2¼ inch size

Volunteer series

Wrought steel **Not master-keyed**

Keys: 2 flat steel, nickel plated, from No. 356 blank. Warded. Changes, 12.

No.	Without chain	Shackle
356E	Case, etruscan bronzed	Mal. iron, etruscan bronzed
356J	" ivory black .	" " brass plated
356T	" tinned . .	" " tinned
356X	" brass plated .	" " brass plated

½ dozen in a paper box; 50 dozen in a case; gross weight 440 lbs.

Cuts full size

Padlocks



1¼ inch size

1¼ inch size

Terror series

Steel or wrought brass **Not master-keyed**

Keys: 2 flat steel, nickel plated, from No. 612 blank. Two lever-tumblers. Changes, 12.
Three lever-tumblers and 36 changes can be furnished to special order and at an additional price.

No.	Without chain	Shackle
612S	Case; steel, ivory black . . .	Steel, nickel plated
612V*	" brass, dipped bright . . .	Brass, dipped bright

½ dozen in a paper box; 100 dozen in a case; gross weight 145 lbs.

*Can also be furnished polished and buffed to special order and at an additional price.



2 inch size

2 inch size

Terror series

Steel or wrought brass **Not master-keyed**

Keys: 2 flat steel, nickel plated, from No. 615 blank. Two lever-tumblers. Changes, 12.
Three lever-tumblers and 36 changes can be furnished to special order and at an additional price.

No.	Without chain	Shackle
615S	Case; steel, ivory black . . .	Steel, nickel plated
615V*	" brass, dipped bright . . .	Brass, dipped bright

½ dozen in a paper box; 50 dozen in a case; gross weight 215 lbs.

*Can also be furnished polished and buffed to special order and at an additional price.



1¾ inch size

1¾ inch size

Wrought steel **Not master-keyed**

Keys: 2 flat steel, nickel plated, from No. 674 blank. Two lever-tumblers. Changes, 6.

No.	Without chain	Shackle
674J	Case; steel, ivory black . . .	Steel, brass plated
674N	" " nickel plated . . .	" nickel plated

½ dozen in a paper box; 100 dozen in a case; gross weight 155 lbs.

YALE

Cuts full size

Padlocks





1½ inch size

1½ inch size

Vigilant series

Wrought steel **Not master-keyed**

Keys: 2 flat steel, nickel plated, from No. 453 blank. Warded. Changes, 6.

No.	Without chain	Shackle
453J	Case, ivory black	Mal. iron, brass plated
453X	" brass plated	" " " "

With 9 inches of 1SN chain

453½J	Case, ivory black	Mal. iron, brass plated
453½X	" brass plated	" " " "

½ dozen in a paper box; 100 dozen in a case; gross weight, without chain, 155 lbs.

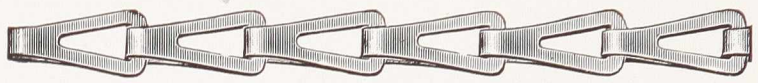

No. 1SN nickel plated steel sash chain





2 inch size

2 inch size

Vigilant series

Wrought steel **Not master-keyed**

Keys: 2 flat steel, nickel plated, from No. 455 blank. Warded. Changes, 6.

No.	Without chain	Shackle
455J	Case, ivory black	Mal. iron, brass plated
455X	" brass plated	" " " "

With 9 inches of 1SN chain

455½J	Case, ivory black	Mal. iron, brass plated
455½X	" brass plated	" " " "

½ dozen in a paper box; 50 dozen in a case; gross weight, without chain, 175 lbs.

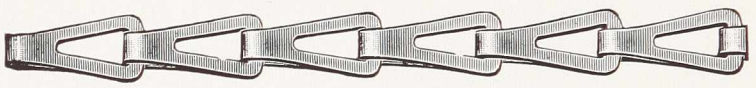

No. 1SN nickel plated steel sash chain





2½ inch size

2½ inch size

Vigilant series

Wrought steel **Not master-keyed**

Keys: 2 flat steel, nickel plated, from No. 457 blank. Warded. Changes, 6.

No.	Without chain	Shackle
457J	Case, ivory black	Mal. iron, brass plated
457X	" brass plated	" " " "

With 9 inches of 1SN chain

457½J	Case, ivory black	Mal. iron, brass plated
457½X	" brass plated	" " " "

½ dozen in a paper box; 50 dozen in a case; gross weight, without chain, 265 lbs.



No. 1SN nickel plated steel sash chain

Cuts full size

YALE

Cuts full size

Padlocks





1 inch size

1 inch size

Steel or wrought brass **Not master-keyed**

Keys: 2 flat steel, nickel plated, from No. 671 blank. Two lever-tumblers. Changes, 12.

No.	Without chain	Shackle
671J	Case; steel, ivory black . .	Steel, nickel plated
671V	" brass, dipped bright . .	Brass, dipped bright
	With 9 inches of 3A chain	
671½J	Case; steel, ivory black . .	Steel, nickel plated
671½V	" brass, dipped bright . .	Brass, dipped bright

½ dozen in a paper box; 100 dozen in a case; gross weight, without chain, 120 lbs.



No. 3A brass safety chain



1 inch size



1 inch size

Wrought steel **Not master-keyed**

Keys: 2 flat steel, nickel plated, from No. 661 blank. Three lever-tumblers. Changes, 6.

No.	Without chain	Shackle
661J	Case; steel, ivory black . .	Steel, brass plated
661N	" " nickel plated . .	" nickel plated

½ dozen in a paper box; 50 dozen in a case; gross weight 156 lbs.



2½ inch size



2½ inch size

Stronghold series

Wrought steel **Not master-keyed**

Keys: 2 flat steel, nickel plated, from No. 297 blank. Warded. Changes, 6.

No.	Without chain	Shackle
297	Case, bower-barffed	Mal. iron, brass plated
	With 9 inches of 9SA chain	
297½	Case, bower-barffed	Mal. iron, brass plated

½ dozen in a paper box; 50 dozen in a case; gross weight, without chain, 305 lbs.



No. 9SA brass plated steel Triumph chain

YALE

Cuts full size

Padlocks



1¾ inch size



1¾ inch size

Wrought steel **Not master-keyed**

Keys: 2 flat steel, nickel plated, from No. 684 blank. Two lever-tumblers. Changes, 6.

No.	Without chain	Shackle
684J	Case; steel, ivory black . . .	Steel, brass plated
684N	" " nickel plated . .	" nickel plated

With 15 inches of 2SN chain and ring

684½J	Case; steel, ivory black . . .	Steel, brass plated
684½N	" " nickel plated . .	" nickel plated

½ dozen in a paper box; 100 dozen in a case; gross weight, without chain, 145 lbs.

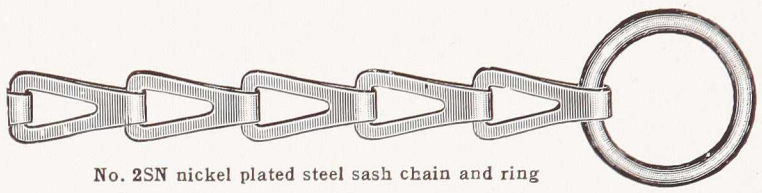

No. 2SN nickel plated steel sash chain and ring



1⅜ inch size



1⅜ inch size

Wrought steel **Not master-keyed**

Keys: 2 flat steel, nickel plated, from No. 684 blank. Two lever-tumblers. Changes, 6.

No.	Without chain	Shackle
672J	Case; steel, black enameled . . .	Steel, brass plated
672N	" " nickel plated . . .	" nickel plated

½ dozen in a paper box; 50 dozen in a case; gross weight 165 lbs.



2 inch size



2 inch size

Vulcan Jr.

Wrought steel **Not master-keyed**

Keys: 2 corrugated, steel, nickel plated, from No. 115 blank. Warded. Changes, 6.

No.	Without chain	Shackle
115	Case; steel, ivory black . . .	Steel, nickel plated

½ dozen in a paper box; 50 dozen in a case; gross weight, 190 lbs.

Padlocks

Cuts half size

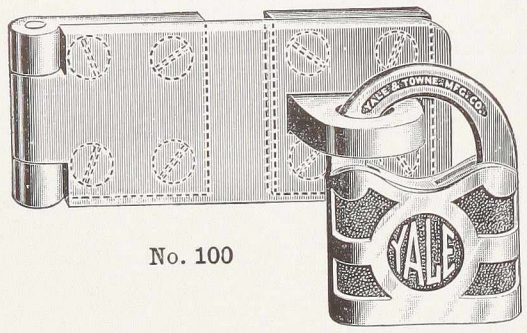

No. 100

No. 100 Safety Padlock Hasp

Cast bronze

All screws concealed when padlock is attached.

Hasp: Closed, 1¾ x 4¼ inches.
Hinge plate: 1¾ x 1½ inches.
Staple: Plate, 1¾ x 1¾ inches; projection, 1¼ inches.

½ dozen in a paper box with screws.



The Yale & Towne Padlock Assortment Card

THIS illustration shows a handsome card 19 x 15 inches, on which are mounted an assortment of 12 of our most popular and best selling padlocks. Beginning with centre padlock at top of card and reading to the right, the numbers are as follows: 813, 563, 8454V, 805F, 853, 625, 645J, 735, 850, 8454, 745V and 743S.

The purpose of this card is to enable a dealer to obtain conveniently an assortment of these popular padlocks, with which to test their salability in his trade.

YALE

Cuts half size

Locks & Latches

YALE & TOWNE

Locks and Latches

IN originality, high quality and variety we may fairly claim the leading position among the lock makers of the world.

Our line includes locks of every grade and for every use, from a Yale Timelock, costing $300 or more, to a common Cabinet Lock selling for 25 cts. a dozen or less; Builders' Locks, Padlocks, Cabinet Locks, Trunk Locks, Bank Locks, Prison Locks, etc.

First and above all it includes THE YALE LOCK (see page 5) in almost endless variety, and for every use where *security* is desired.

The following section is devoted to Builders' Locks; that is, those used in the equipment of buildings of every kind.

Night Latches

The Night Latch is the most popular type of Builders' Lock for all uses of security, because most available and most easily applicable, and the Yale Rim Night Latch is the most popular lock of this type. Our unrivaled line of Night Latches is shown on pages 135 to 151.

Special attention is called to the No. 42 (see opposite page), which is known and used in every market of the world, and to Nos. 44, 46 (page 137), and 96 (page 146), which are recent and important additions.

Rim Night Latches

THE No. 42 Yale Rim Night Latch is the best and most popular night latch in the world. During the forty years since its first introduction it has constantly been improved both mechanically and in external attractiveness. Its successive forms are shown by the following illustrations:



Original form, about 1867 — First modification, about 1870 — First successful effort to attain graceful lines, about 1871 — Latest design, adopted in 1897

In its present graceful form and attractive old copper finish, the case and strike are attached by screws which are concealed and inaccessible when the door is closed. The cylinder is provided with "Paracentric" keys and key-way, embodying the latest improvements and the highest security.







No. 42 series

YALE No. 42 series

Master-keyed in one set of any number of changes usually required, all different, with a master-key to pass all locks; or in any number of sets required, each set having any number of changes, all changes different, with master-key to pass the locks in each set, and a grand master-key to pass all the locks. Can be master-keyed with any other Yale locks using the same type of cylinder. For further information concerning master-keyed locks see page 97.

Old copper finished iron case 2⅜ x 3½ x 1 inches

Backset 2⅜ inches. **Bronze** cylinder, bolt, turn knob and stop.

Keys: 3 paracentric, nickel-bronze, coined, gold plated bows, from No. 8 blank. Five Pin-tumblers. Changes practically unlimited.

For doors ⅞ to 2½ inches, opening in, of either hand. For doors opening out (reverse bevel) to order only.

No.	Operation and finish
42	By key from outside, by turn knob from inside. Bolt may be held back by stop. Buffed bronze cylinder and turn knob.
42A	By key from outside, by turn knob from inside. Bolt may be held back by stop. Nickel plated cylinder and buffed bronze turn knob.
42B	By key from outside, by turn knob from inside. Bolt may be held back by stop. Nickel plated cylinder and turn knob.

Each in a paper box with screws and directions for applying; 12 dozen in a case; gross weight 256 lbs.

Rim Night Latches







No. 43 series

YALE No. 43 series

Deadlocking

Master-keyed in one set of any number of changes usually required, all different, with a master-key to pass all locks; or in any number of sets required, each set having any number of changes, all changes different, with master-key to pass the locks in each set, and a grand master-key to pass all the locks. Can be master-keyed with any other Yale locks using the same type of cylinder. For further information concerning master-keyed locks see page 97.

Old copper finished iron case 2⅜ x 3½ x 1 inches

Backset 2⅜ inches. **Bronze** cylinder, bolt, turn knob and stop.

Keys: 3 paracentric, nickel-bronze, coined, gold plated bows, from No. 8 blank. Five pin-tumblers. Changes practically unlimited.

For doors ⅞ to 2½ inches, opening in, of either hand. For doors opening out (reverse bevel) to order only.

No.	Operation
43	By key from outside, by turn knob from inside. Bolt may be held back by trigger stop. Bolt may also be deadlocked by trigger stop or an additional turn of key but can always be unlocked by key.
343	By key from outside, by turn knob from inside. Bolt may also be deadlocked by trigger stop so that key will not operate.
543	By key from outside, by turn knob from inside. Trigger stop is omitted and bolt may be deadlocked *only* by key from outside.

Each in a paper box with screws and directions for applying; 12 dozen in a case; gross weight 256 lbs.





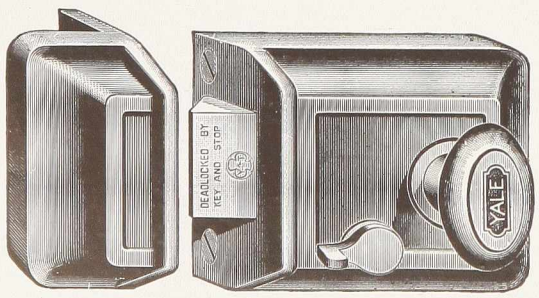

No. 43½ series

YALE No. 43½ series

Deadlocking

Master-keyed as No. 43 series above.

Old copper finished iron case 2⅜ x 2½ x 1 inches

Backset 1⅝ inches. **Bronze** cylinder, bolt, turn knob and stop.

Keys: 3 paracentric, nickel-bronze, coined, gold plated bows, from No. 8 blank. Five pin-tumblers. Changes practically unlimited.

For doors ⅞ to 2½ inches, opening in, of either hand. For doors opening out (reverse bevel) to order only.

No.	Operation
43½	By key from outside, by turn knob from inside. Bolt may be held back by trigger stop. Bolt may also be deadlocked by trigger stop or an additional turn of key but can always be unlocked by key.
543½	By key from outside, by turn knob from inside. Trigger stop is omitted and bolt may be deadlocked *only* by key from outside.

Each in a paper box with screws and directions for applying; 12 dozen in a case; gross weight 218 lbs.

YALE

Rim Night Latches







No. 44 latch

YALE No. 44 latch

Automatic deadlocking

Master-keyed in one set of any number of changes usually required, all different, with a master-key to pass all locks; or in any number of sets required, each set having any number of changes, all changes different, with master-key to pass the locks in each set, and a grand master-key to pass all the locks. Can be master-keyed with any other Yale locks using the same type of cylinder. For further information concerning master-keyed locks see page 97.

Old copper finished iron case 2⅜ x 3½ x 1¼ inches

Backset 2⅜ inches. **Bronze** cylinder, bolt, turn knob and stop.

Keys: 3 paracentric, nickel-bronze, coined, gold plated bows, from No. 8 blank. Five pin-tumblers. Changes practically unlimited.

For doors ⅞ to 2½ inches, opening in, of either hand. For doors opening out (reverse bevel) to order only.

No.	Operation
44	By key from outside, by turn knob from inside. Bolt may be held back by stop. When door is closed the protector on back of bolt is held retracted and operates to positively deadlock the bolt against end pressure.

Each in a paper box with screws and directions for applying.





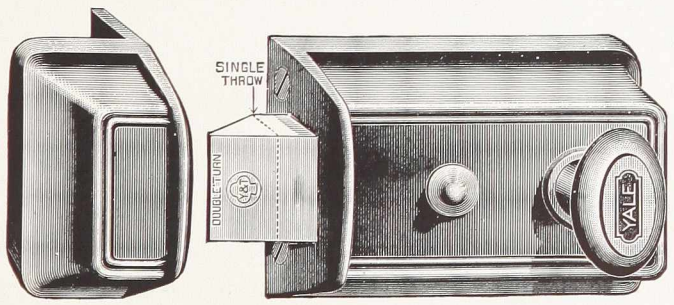

No. 46 latch

YALE No. 46 latch

Double-throw deadlocking

Master-keyed in one set of any number of changes usually required, all different, with a master-key to pass all locks; or in any number of sets required, each set having any number of changes, all changes different, with master-key to pass the locks in each set, and a grand master-key to pass all the locks. Can be master-keyed with any other Yale locks using the same type of cylinder. For further information concerning master-keyed locks see page 97.

Old copper finished iron case 2⅜ x 3½ x 1 inches

Backset 2⅜ inches. **Bronze** cylinder, bolt, turn knob and stop.

Keys: 3 paracentric, nickel-bronze, coined, gold plated bows, from No. 8 blank. Five pin-tumblers. Changes practically unlimited.

For doors ⅞ to 2½ inches, opening in, of either hand. For doors opening out (reverse bevel) to order only.

No.	Operation
46	By key from outside, by turn knob from inside. Bolt may be held back by stop. The bolt may be given a *second throw* by key from outside or turn knob from inside which deadlocks making it proof against end pressure.

Each in a paper box with screws and directions for applying.

Cuts half size

Rim Night Latches







No. 43S latch

YALE No. 43S latch

Safety bolt

Master-keyed in one set of any number of changes usually required, all different, with a master-key to pass all locks; or in any number of sets required, each set having any number of changes, all changes different, with master-key to pass the locks in each set, and a grand master-key to pass all the locks. Can be master-keyed with any other Yale locks using the same type of cylinder. For further information concerning master-keyed locks see page 97.

Old copper finished iron case 2⅜ x 3½ x 1 inches

Backset 2⅜ inches. **Bronze** cylinder, bolt, turn knob and stop.

Keys: 3 paracentric, nickel-bronze, coined, gold plated bows, from No. 8 blank. Five pin-tumblers. Changes practically unlimited.

For doors ⅞ to 2½ inches, opening in, of either hand. *Not adapted* to doors opening out (reverse bevel).

No.	Operation
43S	By key from outside, by turn knob from inside. Bolt may be held back by stop. Bolt has a sleeve which, if attacked by tools between door and frame, acts as a dead bolt and prevents retraction except by key or turn knob.

Each in a paper box with screws and directions for applying; 12 dozen in a case; gross weight 273 lbs.







No. 42P series

YALE No. 42P series

Master-keyed in one set of any number of changes usually required, all different, with a master-key to pass all locks; or in any number of sets required, each set having any number of changes, all changes different, with master-key to pass the locks in each set, and a grand master-key to pass all the locks. Can be master-keyed with any other Yale locks using the same type of cylinder. For further information concerning master-keyed locks see page 97.

Old copper finished iron case 2⅜ x 3½ x 1 inches

Backset 2⅜ inches. **Bronze** cylinder, bolt, drawback knob and stop.

Keys: 3 paracentric, nickel-bronze, coined, gold plated bows, from No. 8 blank. Five pin-tumblers. Changes practically unlimited.

For doors ⅞ to 2½ inches, opening in, of either hand. For doors opening out (reverse bevel) to order only.

No.	Operation
42P	By key from outside, by drawback knob from inside. Bolt may be held back by stop.
343P	By key from outside, by drawback knob from inside. Bolt may be held back by stop. Bolt may also be deadlocked by stop, so that key will *not* operate.

Each in a paper box with screws and directions for applying; 12 dozen in a case; gross weight 257 lbs.

YALE

Cuts half size

Rim Night Latches





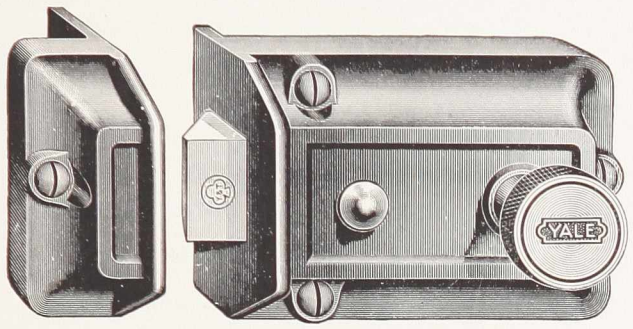

No. 042 series

YALE No. 042 series

Master-keyed in one set of any number of changes usually required, all different, with a master-key to pass all locks; or in any number of sets required, each set having any number of changes, all changes different, with master-key to pass the locks in each set, and a grand master-key to pass all the locks. Can be master-keyed with any other Yale locks using the same type of cylinder. For further information concerning master-keyed locks see page 97.

Japanned iron case 2½ x 3⅝ x 1 inches

Backset 2⅜ inches. **Bronze** cylinder, bolt, turn knob and stop.

Keys: 3 paracentric, nickel-bronze, coined, gold plated bows, from No. 8 blank. Five pin-tumblers. Changes practically unlimited.

For doors ⅞ to 2½ inches, opening in, of either hand. For doors opening out (reverse bevel) to order only.

No.	Operation and finish
042	By key from outside, by knob from inside. Bolt may be held back by stop. Buffed cylinder and knob.
042A	By key from outside, by knob from inside. Bolt held back by stop. Nickel plated cylinder and buffed knob.
042B	By key from outside, by knob from inside. Bolt may be held back by stop. Nickel plated cylinder and knob.
042¼	By key from either side. Bolt may be held back by stop. Two buffed bronze cylinders.
0343	By key from outside, by knob from inside. Bolt held back by stop. Bolt may also be deadlocked by stop, so that key will *not* operate. Buffed cylinder and knob.

Each in a paper box with screws and directions for applying; 12 dozen in a case; gross weight 248 lbs.

This latch is also made with case, 2½x6x1 inches, and steel bronze plated bell for entrance doors to safe deposit vaults, etc. The retraction of latch bolt by key or slide knob rings the bell. No. **039**, japanned iron case. No. **05039**, bronze case.





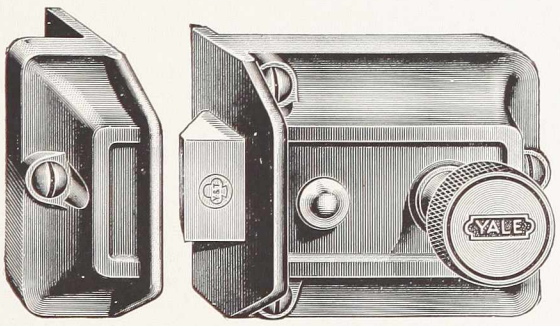

No. 042½ series

YALE No. 042½ series

Master-keyed as No. 042 series above

Japanned iron case 2⅜ x 2¾ x 1 inches

Backset 1⅝ inches. **Bronze** cylinder, bolt, turn knob and stop.

Keys: 3 paracentric, nickel-bronze, coined, gold plated bows, from No. 8 blank. Five pin-tumblers. Changes practically unlimited.

For doors ⅞ to 2½ inches, opening in, of either hand. For doors opening out (reverse bevel) to order only.

No.	Operation and finish
042½	By key from outside, by knob from inside. Bolt may be held back by stop. Buffed cylinder and knob.
042½A	By key from outside, by knob from inside. Bolt held back by stop. Nickel plated cylinder and buffed knob.
042½B	By key from outside, by knob from inside. Bolt may be held back by stop. Nickel plated cylinder and knob.

Each in a paper box with screws and directions for applying; 12 dozen in a case; gross weight 218 lbs.

Cuts half size

Rim Night Latches





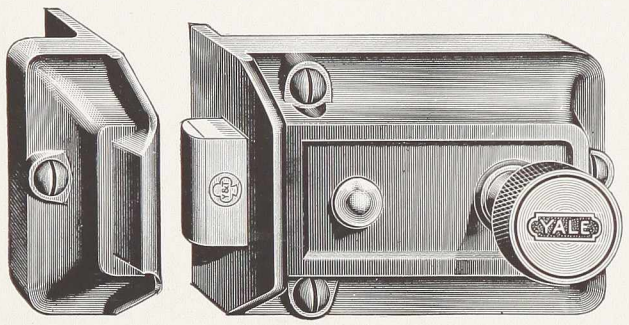

No. 043S latch

YALE No. 043S latch

Safety bolt

Master-keyed in one set of any number of changes usually required, all different, with a master-key to pass all locks; or in any number of sets required, each set having any number of changes, all changes different, with master-key to pass the locks in each set, and a grand master-key to pass all the locks. Can be master-keyed with any other Yale locks using the same type of cylinder. For further information concerning master-keyed locks see page 97.

Japanned iron case 2½ x 3⅝ x 1⅛ inches

Backset 2⅜ inches. **Bronze** cylinder, bolt, turn knob and stop.

Keys: 3 paracentric, nickel-bronze, coined, gold plated bows, from No. 8 blank. Five pin-tumblers. Changes practically unlimited.

For doors ⅞ to 2½ inches, opening in, of either hand. *Not adapted* to doors opening out (reverse bevel).

No.	Operation
043S	By key from outside, by turn knob from inside. Bolt may be held back by stop. Bolt has a sleeve which, if attacked by tools between door and frame, acts as a dead bolt and prevents retraction, except by key or turn knob.

Each in a paper box with screws and directions for applying; 12 dozen in a case; gross weight 275 lbs.







No. 042P series

YALE No. 042P series

Master-keyed in one set of any number of changes usually required, all different, with a master-key to pass all locks; or in any number of sets required, each set having any number of changes, all changes different, with master-key to pass the locks in each set, and a grand master-key to pass all the locks. Can be master-keyed with any other Yale locks using the same type of cylinder. For further information concerning master-keyed locks see page 97.

Japanned iron case 2½ x 3⅝ x 1 inches

Backset 2⅜ inches. **Bronze** cylinder, bolt, drawback knob and stop.

Keys: 3 paracentric, nickel-bronze, coined, gold plated bows, from No. 8 blank. Five pin-tumblers. Changes practically unlimited.

For doors ⅞ to 2½ inches, opening in, of either hand. For doors opening out (reverse bevel) to order only.

No.	Operation
042P	By key from outside, by drawback knob from inside. Bolt may be held back by stop.
0343P	By key from outside, by drawback knob from inside. Bolt may be held back by stop. Bolt may also be deadlocked by stop, so that key will *not* operate.

Each in a paper box with screws and directions for applying; 12 dozen in a case; gross weight 250 lbs.

YALE

Cuts half size

Rim Night Latches







No. 049 series

YALE No. 049 series

Master-keyed in one set of any number of changes usually required, all different, with a master-key to pass all locks; or in any number of sets required, each set having any number of changes, all changes different, with master-key to pass the locks in each set, and a grand master-key to pass all the locks. Can be master-keyed with any other Yale locks using the same type of cylinder. For further information concerning master-keyed locks see page 97.

Japanned iron case 3 x 4 x 1⅛ inches

Backset 2¾ inches. **Bronze** cylinder, bolt, turn knob and stop.

Keys: 3 paracentric, nickel-bronze, coined, gold plated bows, from No. 8 blank. Five pin-tumblers. Changes practically unlimited.

For doors 1⅛ to 3 inches, opening in, of either hand. For doors opening out (reverse bevel) to order only.

No.	Operation and finish
049	By key from outside, by turn knob from inside. Bolt may be held back by stop. Buffed cylinder and turn knob.
049A	By key from outside, by knob from inside. Bolt may be held back by stop. Nickel plated cylinder and buffed knob.
049B	By key from outside, by turn knob from inside. Bolt may be held back by stop. Nickel plated cylinder and knob.
0349	By key from outside, by turn knob from inside. Bolt may be held back by stop. Bolt may also be deadlocked by stop, so that key will *not* operate. Buffed cylinder and turn knob.

Each in a paper box with screws and directions for applying; 5 dozen in a case; gross weight 147 lbs.







No. 88¼ series

YALE No. 88¼ series

Master-keyed as No. 049 series above.

Japanned iron case 4⅛ x 7 x 1⅛ inches

Backset 6 inches. **Bronze** cylinders and bolt.

Keys: 3 paracentric, nickel-bronze, coined, gold plated bows, from No 8 blank Five pin-tumblers. Changes practically unlimited.

For doors as below. Specify hand when ordering.

No.	Operation, etc.
88¼	By key from either side. For wooden doors, 1⅛ to 3 inches.
88¼ T	By key from either side. For iron doors, up to 1 inch. Has flush tubular cylinder attached to cap. Furnished with machine screws for applying. Always specify thickness of door.

Each in a paper box with screws.

Cuts half size

Rim Night Latches

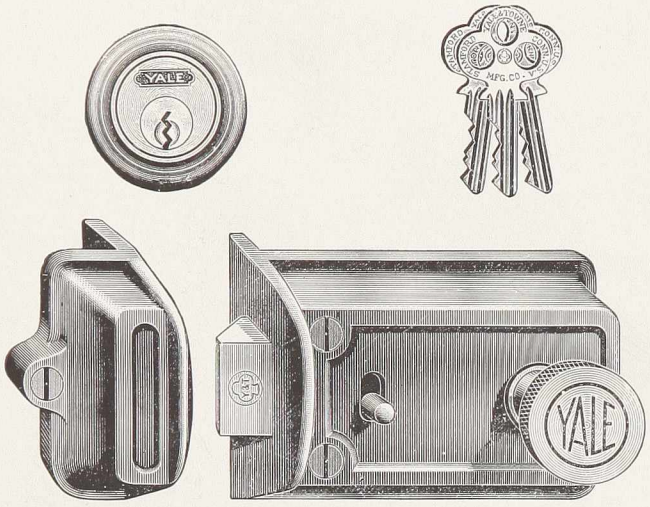

No. 37 series

YALE No. 37 series

Not master-keyed

Japanned iron case 2 x 3⅝ x 1 inches

Backset 2⅜ inches. **Bronze** cylinder, bolt, turn knob and stop.

Keys: 3 corrugated, german silver, from No. 16 blank. Four pin-tumblers. Changes, 1500.

For doors ⅞ to 2½ inches, opening in, of either hand. For doors opening out (reverse bevel) to order only.

No.	Operation
37	By key from outside, by turn knob from inside. Bolt may be held back by stop.
037	Is the same as No. 37, but with 3 flat steel nickel plated keys, from No. 1 blank.

Each in a paper box with screws; 12 dozen in a case; gross weight 208 lbs.

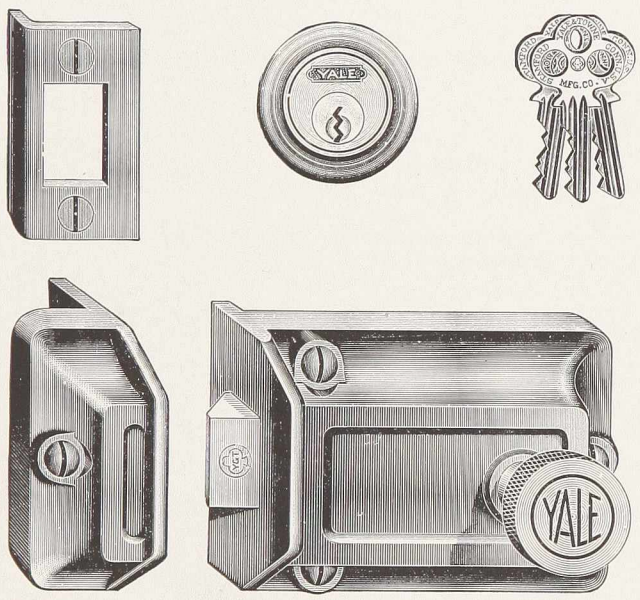

No. 35 latch

YALE No. 35 latch

Not master-keyed

Japanned iron case 2½ x 3½ x ⅞ inches

Backset 2⅜ inches. **Bronze** cylinder, turn knob and bolt.

Keys: 3 corrugated, german silver, from No. 16 blank. Four pin-tumblers. Changes, 1500.

For doors ⅞ to 2½ inches opening in or out of either hand.

No.	Operation
35	By key from outside, by turn knob from inside. Bolt may be held back by an extra turn of knob.

Each in a paper box with screws and regular and reverse bevel strikes; 12 dozen in a case; gross weight 210 lbs.

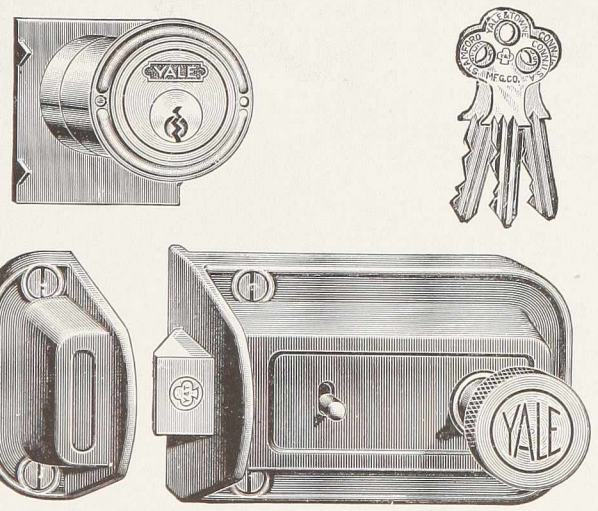

No. 34 series

YALE No. 34 series

Tubular cylinder Not master-keyed

Iron case, finish as below, 2¼ x 3½ x ⅞ inches

Backset 2⅜ inches.

Bronze cylinder, tube, turn knob and stop. Bronze plated iron bolt.

Keys: 3 corrugated, german silver, from No. 17 blank. Four pin-tumblers. Changes, 1500.

For doors, as below, opening in, of either hand. For doors opening out (reverse bevel) to order only.

No.	Operation, finish, etc.	
	By key from outside, by turn knob from inside. Bolt may be held back by stop.	
34	Japanned iron case .	For doors up to 1½ inches
34C	Old coppered iron case	" " " " " "
34X	Japanned iron case .	" " from 1¾ to 2½ inches
34XC	Old coppered iron case	" " " " " " "

Each in a paper box with screws; 12 dozen in a case; gross weight 194 lbs.

YALE

Cuts half size

Rim Night Latches

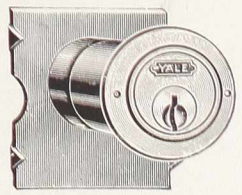





No. 33 latch

No. 33 latch

Tubular cylinder Not master-keyed

Japanned iron case 2¼ x 3 x ⅞ inches

Backset 2 inches.

Bronze cylinder, turn knob and stop. Bronze plated steel tube and iron bolt.
Keys: 3 flat steel nickel plated, from No. 1 blank. Four pin-tumblers. Changes, 1500.
For doors ⅞ to 2½ inches, opening in, of either hand. For doors opening out (reverse bevel) to order only.

No.	Operation
33	By key from outside, by turn knob from inside. Bolt may be held back by stop.

Each in a paper box with screws; 12 dozen in a case; gross weight 160 lbs.



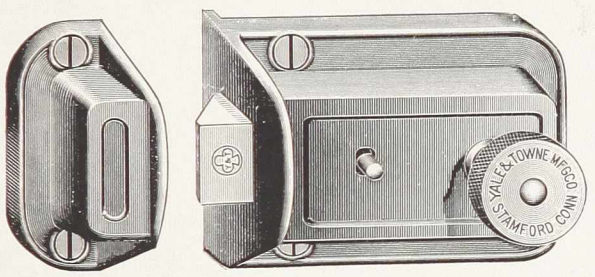

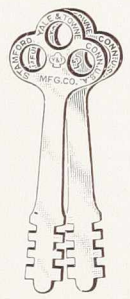

No. 20 series

No. 20 series

Not master-keyed

Japanned iron case 2¼ x 3 x ⅞ inches

Backset 2 inches.

Bronze stop and key plate. Brass tube. Bronze plated steel turn knob and iron bolt.
Keys: Solid steel nickel plated, from blank as below. Warded. Changes, 24.
For doors, as below, opening in, of either hand. For doors opening out (reverse bevel) to order only.

No.	Operation, keys, etc.
	By key from outside, by turn knob from inside. Bolt may be held back by stop.
20	2 keys from No. 40 blank For doors up to 1¾ inches
20X	2 " " No. 40½ " " " " " 2½ "

Each in a paper box with screws; 12 dozen in a case; gross weight 148 lbs.





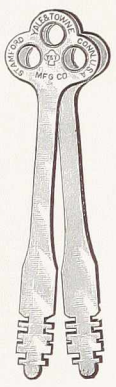

No. 29X latch

No. 29X latch

Not master-keyed

Japanned iron case 2¼ x 3¼ x ⅞ inches

Backset 2 inches.

Bronze plated steel turn knob and key plate and ron bolt. Brass tube.
Keys: 3 solid steel nickel plated, from No. 40½ blank. Warded. Changes, 12.
For doors up to 2 inches, opening in, of either hand. For doors opening out (reverse bevel) to order only.

No.	Operation
29X	By key from outside, by turn knob from inside. Bolt may be held back by stop.

Each in a paper box with screws; 12 dozen in a case; gross weight 170 lbs.

Cuts half size

Rim Night Latches

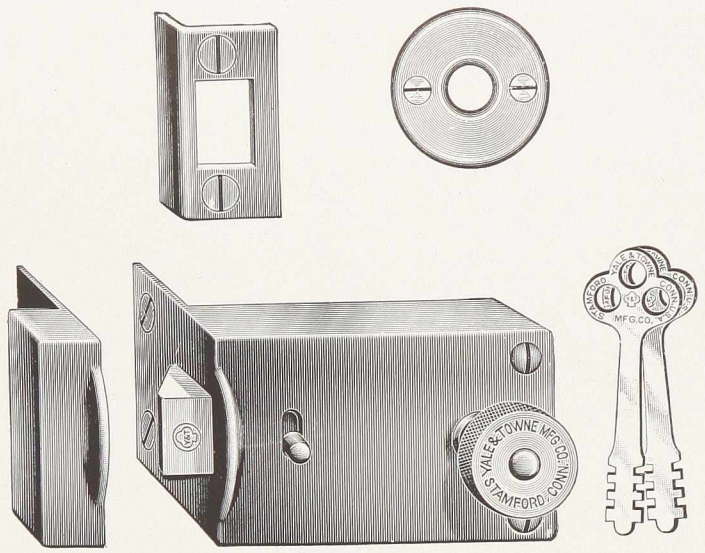

No. 28 series

No. 28 series

Not master-keyed

Steel case, finish as below, 2 x 3¼ x ⅝ inches

Backset 2½ inches.

Bronze bolt and stop. Brass tube. Bronze plated steel turn knob and key plate.
Keys: Solid steel nickel plated, from blank as below. Warded. Changes, 12.
For doors, as below, opening in or out of either hand.
Operation: By key from outside, by turn knob from inside. Bolt may be held back by stop.

No.	Japanned steel case	For doors
28	Two keys from No. 40 blank	Up to 1¾ inches
28X	" " " No. 40½ "	" " 2½ "
	Old coppered steel case	
28C	Two keys from No. 40 blank	Up to 1¾ inches
28XC	" " " No. 40½ "	" " 2½ "

Each in a paper box with screws and regular and reverse bevel strikes; 24 dozen in a case; gross weight 217 lbs.



No. 27 series

No. 27 series

Not master-keyed

Steel case, finish as below, 2 x 3¼ x ⅝ inches

Backset 2½ inches.

Bronze bolt and stop. Brass tube. Nickel plated steel turn knob and key plate.
Keys: Solid steel nickel plated, from blank as below. Warded. Changes, 12.
For doors, as below, opening in or out of either hand.
Operation: By key from outside, by turn knob from inside. Bolt may be held back by stop.

No.	Japanned steel case	For doors
27	Two keys from No. 40 blank	Up to 1¾ inches
27X	" " " No. 40½ "	" " 2½ "
	Old coppered steel case	
27C	Two keys from No. 40 blank	Up to 1¾ inches
27XC	" " " No. 40½ "	" " 2½ "

Each in a paper box with screws and regular and reverse bevel strikes; 24 dozen in a case; gross weight 205 lbs.

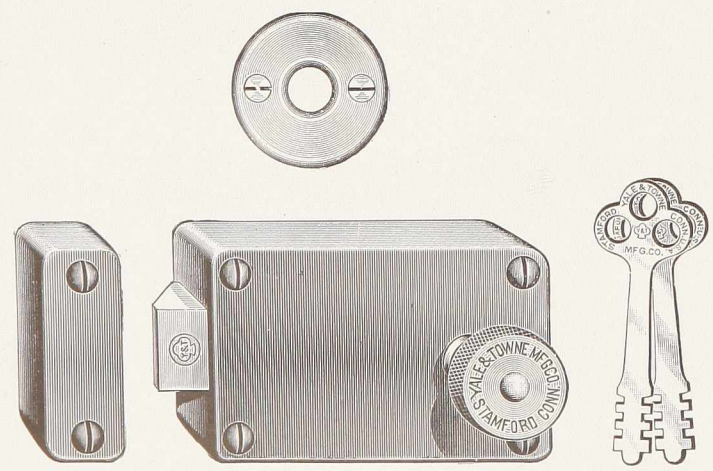

No. 26 series

No. 26 series

Not master-keyed

Japanned iron case 2 x 3¼ x ¾ inches

Backset 2½ inches.

Brass tube. Bronze plated iron bolt. Nickel plated steel turn knob and key plate.
Keys: Solid steel nickel plated, from blank as below. Warded. Changes, 6.
For doors, as below, opening in of either hand. For doors opening out (reverse bevel) to order only.
Operation: By key from outside, by turn knob from inside. Bolt may be held back by an extra turn of knob.

No.	Keys, etc.	For doors
26	Two keys from No. 41 blank	Up to 1¾ inches
26X	" " " No 41½ "	" " 2½ "
5026	Is the same as No. 26 but all bronze outside and inside parts.	

Each in a paper box with screws: 24 dozen in a case; gross weight 276 lbs.

YALE

Cuts half size

Rim Night Latches

All Bronze



No. 5042 latch

YALE No. 5042 latch

Master-keyed in one set of any number of changes usually required, all different, with a master-key to pass all locks; or in any number of sets required, each set having any number of changes, all changes different, with master-key to pass the locks in each set, and a grand master-key to pass all the locks. Can be master-keyed with any other Yale locks using the same type of cylinder. For further information concerning master-keyed locks see page 97.

Buffed bronze case 2¼ x 3½ x 1 inches

Backset 2⅜ inches. **Bronze** outside and inside parts.

Keys: 3 paracentric, nickel-bronze, coined, gold plated bows, from No. 8 blank. Five pin-tumblers. Changes practically unlimited.

For doors ⅞ to 2½ inches, opening in, of either hand. For doors opening out (reverse bevel) to order only.

No.	Operation
5042	By key from outside, by turn knob from inside. Bolt may be held back by stop.

Each in a paper box with screws and directions for applying.

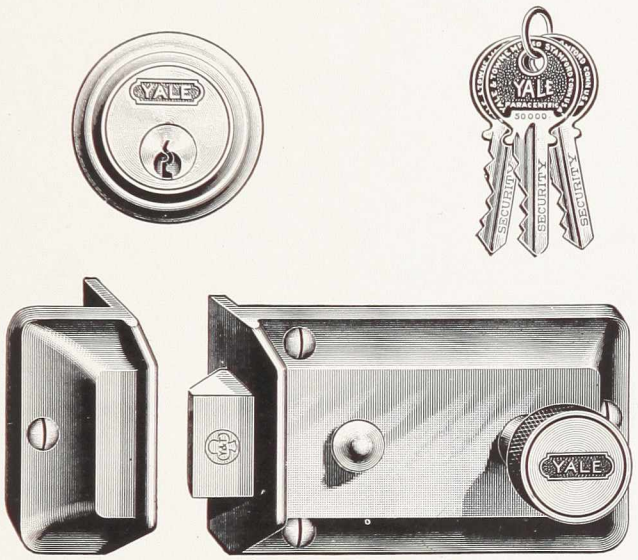

No. 05042 latch

YALE No. 05042 latch

Master-keyed as No. 5042 latch above.

Buffed bronze case 2½ x 3⅝ x 1 inches

Backset 2⅜ inches. **Bronze** outside and inside parts.

Keys: 3 paracentric, nickel-bronze, coined, gold plated bows, from No. 8 blank. Five pin-tumblers. Changes practically unlimited.

For doors ⅞ to 2½ inches, opening in, of either hand. For doors opening out (reverse bevel) to order only.

No.	Operation
05042	By key from outside, by turn knob from inside. Bolt may be held back by stop.

Each in a paper box with screws and directions for applying.



No. 5037 latch

YALE No. 5037 latch

Master-keyed as No. 5042 latch above.

Buffed bronze case 2 x 3⅝ x 1 inches

Backset 2⅜ inches. **Bronze** outside and inside parts.

Keys: 3 paracentric, nickel-bronze, coined, gold plated bows, from No. 8 blank. Five pin-tumblers. Changes practically unlimited.

For doors ⅞ to 2½ inches, opening in, of either hand. For doors opening out (reverse bevel) to order only.

No.	Operation
5037	By key from outside, by turn knob from inside. Bolt may be held back by stop.

Each in a paper box with screws and directions for applying.

Cuts half size

Rim Night Latches



No. 05042½ latch

YALE No. 05042½ latch

All bronze

Master-keyed in one set of any number of changes usually required, all different, with a master-key to pass all locks; or in any number of sets required, each set having any number of changes, all changes different, with master-key to pass the locks in each set, and a grand master-key to pass all the locks. Can be master-keyed with any other Yale locks using the same type of cylinder. For further information concerning master-keyed locks see page 97.

Buffed bronze case 2⅜ x 2⅝ x ⅞ inches

Backset 1⅝ inches. **Bronze** outside and inside parts.

Keys: 3 paracentric, nickel-bronze, coined, gold plated bows, from No. 8 blank. Five pin-tumblers. Changes practically unlimited.

For doors ⅞ to 2½ inches, opening in, of either hand. For doors opening out (reverse bevel) to order only.

No.	Operation
05042½	By key from outside, by turn knob from inside. Bolt may be held back by stop.

Each in a paper box with screws and directions for applying.

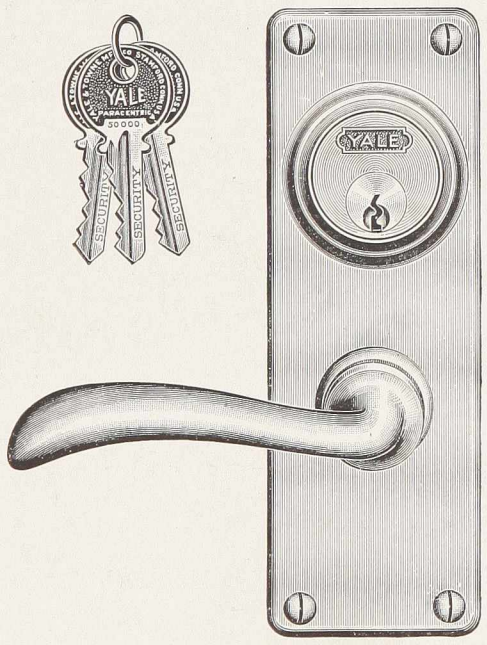

Outside trim

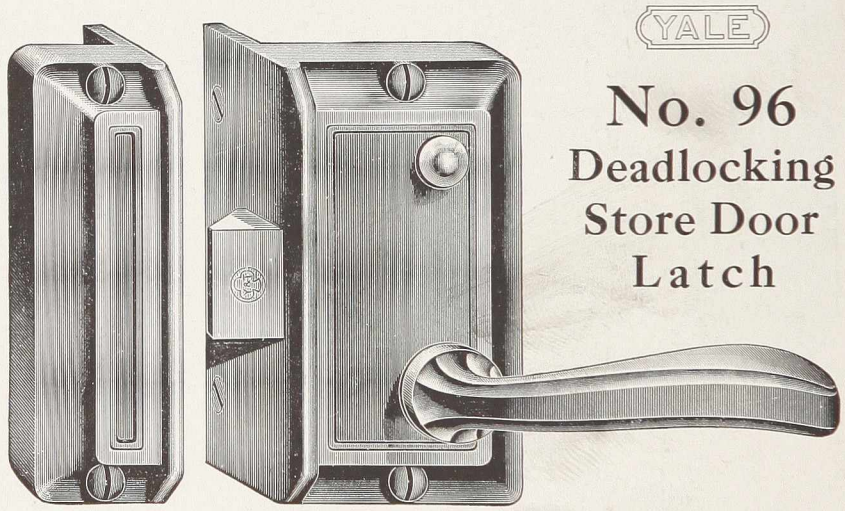

No. 96

YALE No. 96 Deadlocking Store Door Latch

Master-keyed as No. 05042½ latch above

Old copper finished iron case 4¼ x 2⅜ x 1⅛ inches

Backset 1½ inches. **Spacing** 2¼ inches. **Bronze** cylinder, bolt, stop and ⅜ inch hub.

Keys: 3 paracentric, nickel-bronze, coined, gold plated bows, from No. 8 blank. Five pin-tumblers. Changes practically unlimited.

For doors ⅞ to 2¼ inches, opening in. Specify hand when ordering. *Not adapted* to doors opening out (reverse bevel).

Plain trim: One plain bronze escutcheon plate No. GT183, 6 x 2 inches, and one lever handle, No. 955, buffed bronze, for outside. One lever handle No. 951, old copper finish, for inside.

No.	Operation
96	For day use as an ordinary latch, by lever handle from either side. For night use, the latch bolt may be deadlocked by key from outside or by stop from inside.

Each in a paper box with screws and trim complete and directions for applying.

YALE

Cuts half size



This Display Board shows the goods in position

It contains one each of Nos. **42, 042, 37, 34, 33** and **26.** It will be furnished at the regular price of the locks, *plus* a small charge for the board and mounting. Screws, boxes and directions for applying are packed with each board.

Cuts half size

Mortise Night Latches

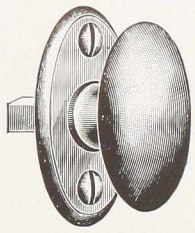



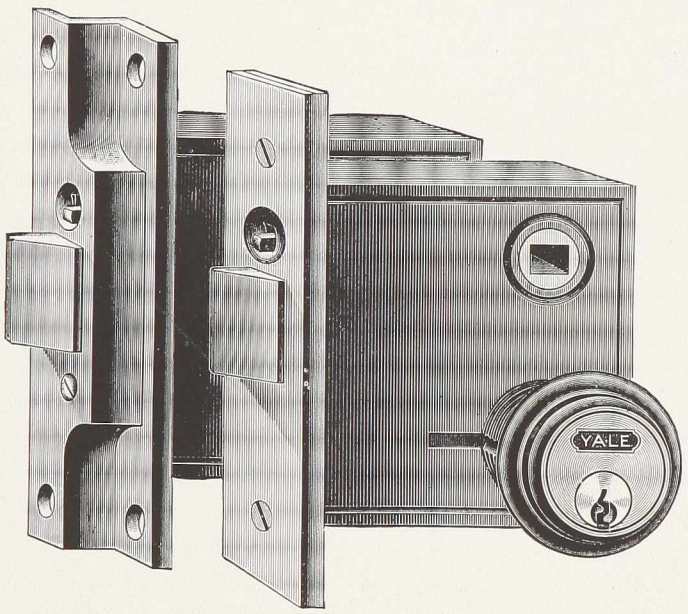

Nos. 66 and 66½ series

YALE No. 66 series

Master-keyed in one set of any number of changes usually required, all different, with a master-key to pass all locks; or in any number of sets required, each set having any number of changes, all changes different, with master-key to pass the locks in each set, and a grand master-key to pass all the locks. Can be master-keyed with any other Yale locks using the same type of cylinder. For further information concerning master-keyed locks see page 97.

Japanned iron case 3¼ x 3½ x ¾ inches

Backset 2¾ inches.

Bronze cylinder, front, bolt, strike and 5/16 inch hub. **Easy-spring** latch bolt.

Keys: 3 paracentric, nickel-bronze, coined, gold plated bows, from No. 8 blank. Five pin-tumblers. Changes practically unlimited.

Flat armored front: 5 x 1 inches, for doors of either hand. Can be furnished with protected strike at no extra cost; or with dust-proof strike, at an additional price, to special order.

Rabbeted cast front: 5 x 1½ inches with ½ inch rabbet, specify hand when ordering.

Operation: One cylinder latches by key from outside, by No. H563½ knob from inside; two cylinder latches by key from either side. Bolt may be held back by stop in front.

No.			
		Flat front	
66	One cylinder	. . .	For doors 1¼ to 2⅛ inches
66¼	Two "	. . .	" " 1½ to 1⅞ "
		Rabbeted front	
66½	One cylinder	. . .	For doors 1¼ to 2⅛ inches
66¾	Two "	. . .	" " 1½ to 1⅞ "

Each in a paper box with screws and directions for applying.







No. 64 series

YALE No. 64 series

Master-keyed as No. 66 series above.

Japanned iron case 3½ x 2¾ x ¾ inches

Backset 2 inches.

Bronze cylinder, front, bolt, strike and 5/16 inch hub. **Easy-spring** latch bolt.

Keys: 3 paracentric, nickel-bronze, coined, gold plated bows, from No. 8 blank. Five pin-tumblers. Changes practically unlimited.

Flat armored front: 5⅜ x 1 inches, for doors of either hand.

Operation: One cylinder latches by key from outside, by No. H563½ knob from inside; two cylinder latches by key from either side. Bolt may be held back by stop in front.

No.			
		Flat front	
64	One cylinder	. . .	For doors 1¼ to 2⅛ inches
64¼	Two "	. . .	" " 1½ to 1⅞ "

Each in a paper box with screws and directions for applying.

YALE

Cuts full size

Mortise Night Latches







No. 60 latch

YALE No. 60 latch

Master-keyed: for full information, see page 97.

Japanned iron case 2⅞ x 3⅛ x ⅝ inches

Backset 2½ inches.

Bronze cylinder, bolt, strike and 5/16 inch hub. **Easy-spring** latch bolt.

Keys: 3 paracentric, nickel-bronze, coined, gold plated bows, from No. 13 blank. Four pin-tumblers. Changes, 1500.

Flat cast front: 4½ x ⅞ inches, for doors of either hand.

Operation: By key from outside, by No. H362½ knob from inside. Bolt may be held back by stop in front.

No.	Flat front	
60	One cylinder	For doors 1⅛ to 1¾ inches

Each in a paper box with screws and directions for applying.







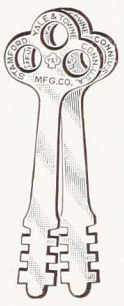

No. 59 series

No. 59 series

Not master-keyed

Brass plated steel case 2¼ x 3⅜ x ⅝ inches

Backset 2¾ inches. **Bronze** front, bolt, strike and 3/16 inch hub.

Keys: Solid steel, nickel plated, as below. Warded. Changes, 12.

Flat wrought front: 4 x ⅞ inches, for doors of either hand.

Operation: By key from outside, by No. 31 thumb-turn from inside. Bolt may be held back by stop in front.

No.		Flat front	
59	2 keys from No. 40	blank . .	For doors up to 1¾ inches
59X	2 " " No. 40½	" .	" " " " 2½ "

Each in a paper box with screws, No. 31 thumb-turn and No. DP828 key plate.

Cuts half size

Mortise Night Latches



No. 68 series

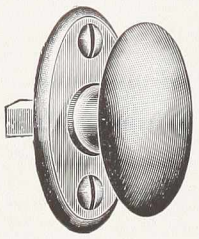



YALE No. 68 series

Master-keyed in one set of any number of changes usually required, all different, with a master-key to pass all locks; or in any number of sets required, each set having any number of changes, all changes different, with master-key to pass the locks in each set, and a grand master-key to pass all the locks. Can be master-keyed with any other Yale locks using the same type of cylinder. For further information concerning master-keyed locks see page 97.

Japanned iron case 4¾ x 3⅝ x 1 inches

Backset 2¾ inches.

Bronze cylinder, front, bolt, strike and 5/16 inch hub.

Easy-spring latch bolt.

Keys: 3 paracentric, nickel-bronze, coined, gold plated bows, from No. 8 blank. Five pin-tumblers. Changes practically unlimited.

Flat armored front: 7⅛ x 1 5/16 inches, for doors of either hand. Can be furnished with protected strike at no extra cost or with dust proof strike, at an additional price, to special order.

Beveled armored front: 7⅛ x 1 5/16 inches, specify hand when ordering. Regular bevel, ⅛ in 2¼ inches.

Operation: One cylinder latches by key from outside, by No. H563½ knob from inside; two cylinder latches by key from either side. Bolt may be held back by stop in front.

No.	Flat or beveled front	
68	One cylinder	For doors 1⅝ to 2¾ inches
68¼	Two "	" " 1½ to 2 "

Each in a paper box with screws and directions for applying.

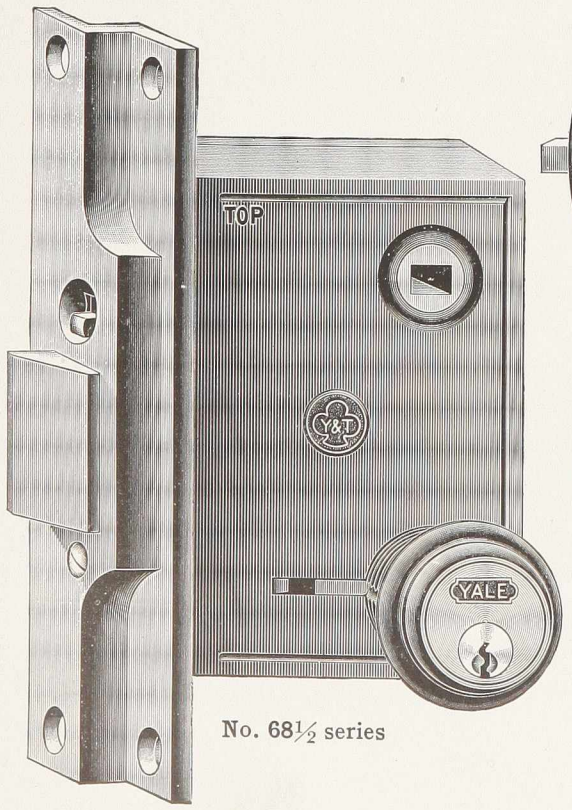

No. 68½ series

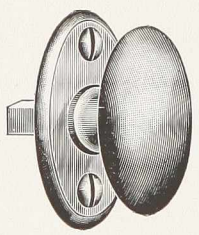



YALE No. 68½ series

Master-keyed as No. 68 series above.

Japanned iron case 4¾ x 3⅝ x 1 inches

Backset 2¾ inches.

Bronze cylinder, front, bolt, strike and 5/16 inch hub.

Easy-spring latch bolt.

Keys: 3 paracentric, nickel-bronze, coined, gold plated bows, from No. 8 blank. Five pin-tumblers. Changes practically unlimited.

Rabbeted cast front: 7 x 1⅝ inches, specify hand when ordering.

Operation: One cylinder latches by key from outside, by No. H563½ knob from inside; two cylinder latches by key from either side. Bolt may be held back by stop in front.

No.	Rabbeted front	
68½	One cylinder	For doors 1⅝ to 2¾ inches
68¾	Two "	" " 1½ to 2 "

Each in a paper box with screws and directions for applying.

YALE

Cuts half size

Mortise Night Latches

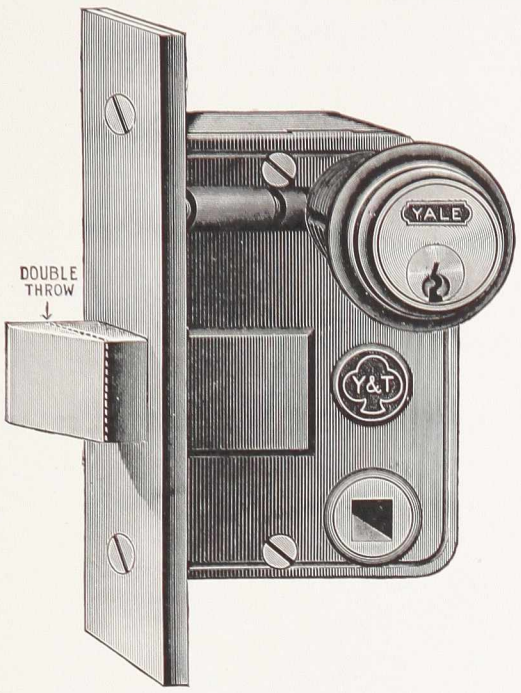

No. 74G series



YALE No. 74G series

With Gun-spring hub (page 237)

Master-keyed in one set of any number of changes usually required, all different, with a master-key to pass all locks; or in any number of sets required, each set having any number of changes, all changes different, with master-key to pass the locks in each set, and a grand master-key to pass all the locks. Can be master-keyed with any other Yale locks using the same type of cylinder. For further information concerning master-keyed locks see page 97.

Japanned iron case, size and backset as below

THESE latches, alike in external appearance, combine in a single lock the convenience of a *latch* bolt and the safety of a *dead* bolt. Normally only the bevel of the bolt projects and it is self-locking when the door is closed; but when *double-thrown* (as shown in the illustration) it is projected much further and is deadlocked.

Deadlocking night latches Nos. 74G and 75G have the handles or knobs so arranged that the outer one is fixed at all times, serving merely for convenience in closing the door. The inner one is available at all times to retract the latch bolt when it is not deadlocked. The latch bolt can be operated from the outside by the key only. By means of the key from outside, or the thumb-turn from inside, the bolt may be *double-thrown*, in which case the bolt is deadlocked and the inner handle or knob is dogged so that it cannot operate the bolt.

This lock is suitable for entrance and office doors where it is desired that the bolt shall not be operated from the outside at any time except by the key. At night it may be *double-thrown* and then is deadlocked.

Deadlocking knob latches Nos. 78G and 79G have the handles or knobs carried on a single solid spindle, whereby the latch bolt may be operated from either side of the door at all times unless deadlocked. By means of the key from outside or the thumb-turn from inside the bolt may be *double-thrown*, in which case the bolt is deadlocked and the handles or knobs are dogged so that they cannot operate the bolt.

This lock is suitable for entrance and communicating doors where during the day it is desired that the bolt may be operated at all times from either side by the handles or knobs. At night it may be *double-thrown* and then is deadlocked.

Nos. 74G and 78G series

Japanned iron case 4¼ x 3 x ¾ inches

Backset 2⅛ inches. **Easy-spring** latch bolt.

Bronze cylinder, front, bolt, strike and ⅜ inch hub.

Keys: 3 paracentric, nickel-bronze, coined, gold plated bows, from No. 8 blank. Five pin-tumblers. Changes practically unlimited.

Flat armored front: 6⅜ x 1⅛ inches, for doors of either hand.

Beveled cast front: 6⅜ x 1⅛ inches, specify hand when ordering. Regular bevel, ⅜ in 2¼ inches.

Operation: No. 74G series, one cylinder latches by key from outside, by handle or knob from inside, an additional turn of key from outside or thumb-turn from inside accomplishes the *double-throw* or deadlocking feature; two cylinder latches by key from either side, an additional turn of key accomplishes the *double-throw* or deadlocking feature.

No. 78G series, one cylinder latches by handles or knobs from either side, an additional turn of key from outside or thumb-turn from inside accomplishes the *double-throw* or deadlocking feature; two cylinder latches by handles or knobs from either side, the *double-throw* or deadlocking feature being accomplished by key from either side.

No.	Flat or beveled front	
74G	One cylinder . . . For doors	1½ to 2¼ inches
74¼G	Two " . . . " "	1½ to 1¾ "
78G	One " . . . " "	1½ to 2¼ "
78¼G	Two " . . . " "	1½ to 1¾ "

Each in a paper box with screws.

Nos. 75G and 79G series

Japanned iron case 4¼ x 3¾ x ¾ inches

Backset 2¾ inches. **Easy-spring** latch bolt.

Bronze cylinder, front, bolt, strike and ⅜ inch hub.

Keys: 3 paracentric, nickel-bronze, coined, gold plated bows, from No. 8 blank. Five pin-tumblers. Changes practically unlimited.

Flat armored front: 6⅜ x 1⅛ inches, for doors of either hand.

Beveled cast front: 6⅜ x 1⅛ inches, specify hand when ordering. Regular bevel, ⅜ in 2¼ inches.

Operation: No. 75G series, one cylinder latches by key from outside, by handle or knob from inside, an additional turn of key from outside or thumb-turn from inside accomplishes the *double-throw* or deadlocking feature; two cylinder latches by key from either side, an additional turn of key accomplishes the *double-throw* or deadlocking feature.

No. 79G series, one cylinder latches by handles or knobs from either side, an additional turn of key from outside or thumb-turn from inside accomplishes the *double-throw* or deadlocking feature; two cylinder latches by handles or knobs from either side, the *double-throw* or deadlocking feature being accomplished by key from either side.

No.	Flat or beveled front	
75G	One cylinder . . . For doors	1½ to 2¼ inches
75¼G	Two " . . . " "	1½ to 1¾ "
79G	One " . . . " "	1½ to 2¼ "
79¼G	Two " . . . " "	1½ to 1¾ "

Each in a paper box with screws.

Cuts half size

Rim Dead Locks





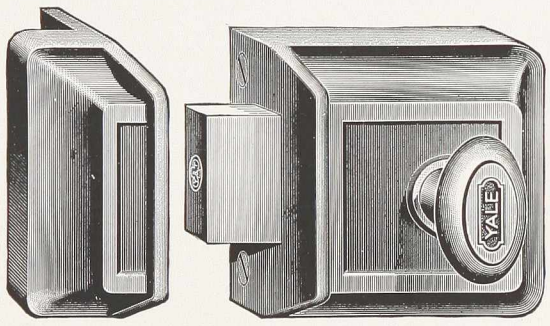

No. 11 series

YALE No. 11 series

For narrow stile doors

Master-keyed in one set of any number of changes usually required, all different, with a master-key to pass all locks; or in any number of sets required, each set having any number of changes, all changes different, with master-key to pass the locks in each set, and a grand master-key to pass all the locks. Can be master-keyed with any other Yale locks using the same type of cylinder. For further information concerning master-keyed locks see page 97.

Old copper finished iron case 2¾ x 2½ x 1⅛ inches

Backset 1¼ inches. **Bronze** cylinder, turn knob and *extra heavy* bolt.

Keys: 3 paracentric, nickel-bronze, coined, gold plated bows, from No. 8 blank. Five pin-tumblers. Changes practically unlimited.

For doors ⅞ to 2½ inches, of either hand.

Operation: No. 11 by key from outside, by turn knob from inside; No. 11K by key from outside *only*, turn knob being omitted.

Material and finish

No.	Case	Cylinder	Knob
11	Old coppered iron	Buffed bronze	Buffed bronze
11K	" " "	" "	Omitted

Each in a paper box with screws; 12 dozen in a case; gross weight 270 lbs.





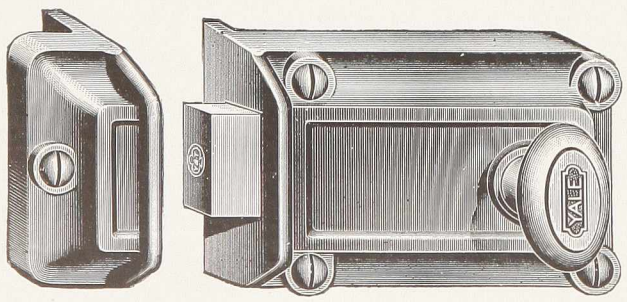

No. 2 series

YALE No. 2 series

For store doors

Master-keyed in one set of any number of changes usually required, all different, with a master-key to pass all locks; or in any number of sets required, each set having any number of changes, all changes different, with master-key to pass the locks in each set, and a grand master-key to pass all the locks. Can be master-keyed with any other Yale locks using the same type of cylinder. For further information concerning master-keyed locks see page 97.

Case as below 2⅜ x 3⅝ x ⅞ inches

Backset 2⅜ inches. **Bronze** cylinder, turn knob and bolt.

Keys: 3 paracentric, nickel-bronze, coined, gold plated bows, from No. 8 blank. Five pin-tumblers. Changes practically unlimited.

For doors 1 to 2½ inches, of either hand.

Operation: Nos. 2, 2A and 2C by key from outside, by turn knob from inside; Nos. 2K and 2CK by key from outside *only*, turn knob being omitted.

Material and finish

No.	Case	Cylinder	Knob
2	Japanned iron	Buffed bronze	Buffed bronze
2A	" "	Nickel plated	" "
2C	Old coppered iron	Buffed bronze	" "
2K	Japanned iron	" "	Omitted
2CK	Old coppered iron	" "	"

Each in a paper box with screws; 12 dozen in a case; gross weight 254 lbs.

YALE

Cuts half size

Rim Dead Locks





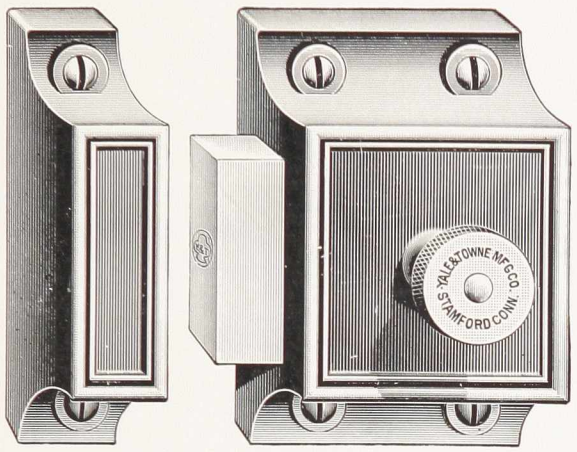

No. 5 series

YALE No. 5 series

For store doors

Master-keyed in one set of any number of changes usually required, all different, with a master-key to pass all locks; or in any number of sets required, each set having any number of changes, all changes different, with master-key to pass the locks in each set, and a grand master-key to pass all the locks. Can be master-keyed with any other Yale locks using the same type of cylinder. For further information concerning master-keyed locks see page 97.

Old copper finished iron case 4 x 2½ x 1 inches

Backset 1¼ inches. **Bronze** cylinder, turn knob and bolt.

Keys: 3 paracentric, nickel-bronze, coined, gold plated bows, from No. 8 blank. Five pin-tumblers. Changes practically unlimited.

For doors 1⅛ to 3 inches, of either hand.

Operation: Nos. 5 and 5A by key from outside, by turn knob from inside; No. 5K by key from outside *only*, turn knob being omitted.

No.	Material and finish	Knob
5	Buffed bronze cylinder	Buffed bronze
5A	Nickel plated "	" "
5K	Buffed bronze "	Omitted

Each in a paper box with screws; 8 dozen in a case; gross weight 214 lbs.





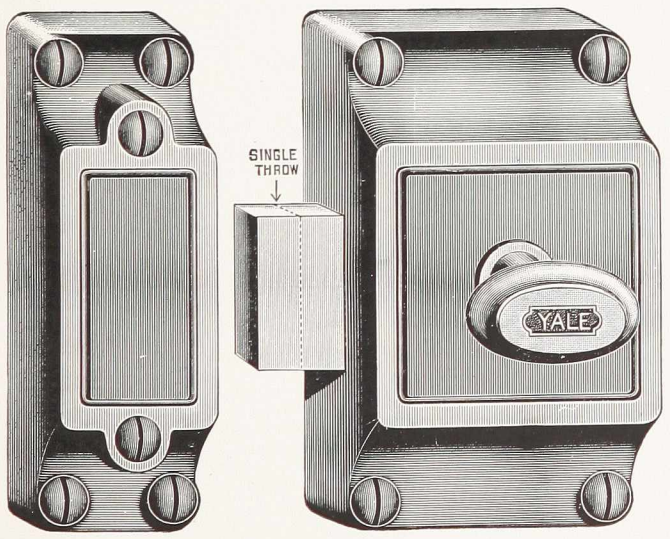

No. 7 lock

YALE No. 7 lock

For store doors

Master-keyed in one set of any number of changes usually required, all different, with a master-key to pass all locks; or in any number of sets required, each set having any number of changes, all changes different, with master-key to pass the locks in each set, and a grand master-key to pass all the locks. Can be master-keyed with any other Yale locks using the same type of cylinder. For further information concerning master-keyed locks see page 97.

THIS lock has *double-throw* bolt, giving extra engagement with strike, which is attached to jamb by six screws. Heavy construction and steel bolt. Especially available for doors of wood or metal, having narrow stiles.

Old copper finished iron case 4½ x 2¾ x 1⅜ inches

Backset 1⅜ inches. **Bronze** cylinder and turn knob. **Steel** bolt.

Keys: 3 paracentric, nickel-bronze, coined, gold plated bows, from No. 8 blank. Five pin-tumblers. Changes practically unlimited.

For doors ⅞ to 2½ inches, of either hand.

Operation: By key from outside, by turn knob from inside. A second turn of key or knob accomplishes the *double-throw*.

No.	Material and finish	Knob
7	Buffed bronze cylinder	Buffed bronze

Each in a paper box with screws and directions for applying.

Rim Dead Locks







No. 3 series

YALE No. 3 series

For store doors

Master-keyed in one set of any number of changes usually required, all different, with a master-key to pass all locks; or in any number of sets required, each set having any number of changes, all changes different, with master-key to pass the locks in each set, and a grand master-key to pass all the locks. Can be master-keyed with any other Yale locks using the same type of cylinder. For further information concerning master-keyed locks see page 97.

Case as below 4 x 2½ x 1 1/16 inches

Backset 1¼ inches. **Bronze** cylinders and bolt.

Keys: 3 paracentric, nickel-bronze, coined, gold plated bows, from No. 8 blank. Five pin-tumblers. Changes practically unlimited.

For doors ⅞ to 3 inches, of either hand.

Operation: By key from either side.

No.	Material and finish	Cylinder
3	Old coppered iron case	Buffed bronze
3A	" " " "	Nickel plated
5003*	Buffed bronze case	Buffed bronze

*Case is flush, *not* paneled.

Each in a paper box with screws; 12 dozen in a case; gross weight 336 lbs.





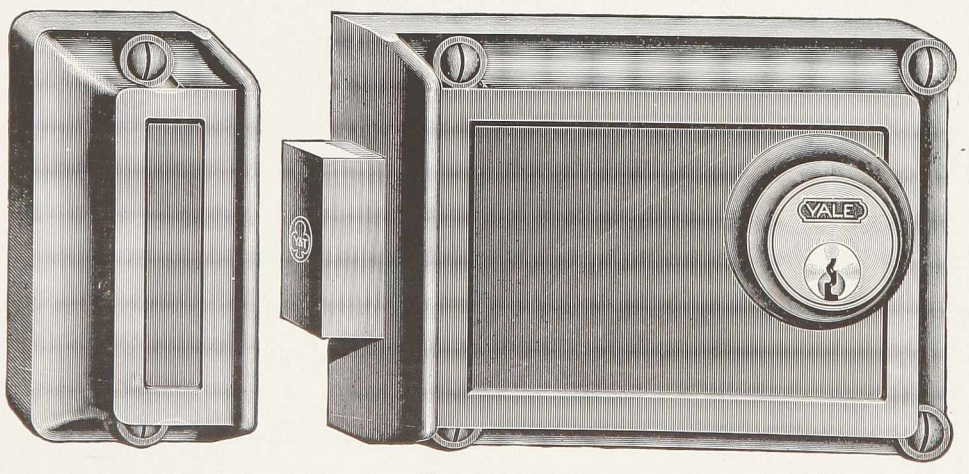

No. 18¼ series

YALE No. 18¼ series

For fire doors, etc.

Master-keyed as No. 3 series above.

Case as below 4 x 5 3/8 x 1⅛ inches

Backset 4 inches. **Bronze** cylinders and bolt.

Keys: 3 paracentric, nickel-bronze, coined, gold plated bows, from No. 8 blank. Five pin-tumblers. Changes practically unlimited.

For doors as below, specify hand when ordering.

Operation: By key from either side.

No.	Japanned iron case
18¼	For wooden doors, 1⅛ to 3 in.
18¼T	For iron doors up to 1 inch. Has flush tubular cylinder attached to cap. Furnished with machine screws for applying. *Always* specify thickness of door.
	Bronze case
5018¼	For wooden doors, 1⅛ to 3 in.
5018¼T	For iron doors up to 1 inch. Has flush tubular cylinder attached to cap. Furnished with machine screws for applying. *Always* specify thickness of door.

Each in a paper box with screws.

YALE

Rim Dead Locks







No. 90 lock

YALE No. 90 lock

Automatic rim night lock

Master-keyed in one set of any number of changes usually required, all different, with a master-key to pass all locks; or in any number of sets required, each set having any number of changes, all changes different, with master-key to pass the locks in each set, and a grand master-key to pass all the locks. Can be master-keyed with any other Yale locks using the same type of cylinder. For further information concerning master-keyed locks see page 97.

Old copper finished iron case 3½ x 3 x 1¼ inches

Backset 2⅜ inches. **Bronze** cylinder, turn knob, bolts and stop.

Keys: 2 paracentric, nickel-bronze, coined, gold plated bows, from No. 8 blank. Five pin-tumblers. Changes practically unlimited.

For doors ⅞ to 2½ inches, of either hand.

Operation: By key from outside, by turn knob from inside. When unlocked by key or turn knob both dead and trigger bolts are withdrawn and held back in case. When stop on case is pushed down, the trigger bolt is released and thrown out. When door is closed, the trigger bolt automatically releases the dead bolt, which is also thrown and locked.

No.	Material and Finish	Cylinder
90	Old coppered iron case	Buffed bronze

Each in a paper box with screws.





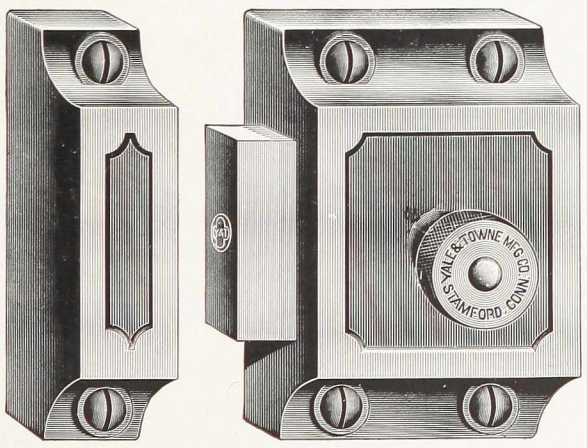

No. 16 series

YALE No. 16 series

Tubular cylinder Not master-keyed

Japanned iron case 4 x 2½ x 1 inches

Backset 1¼ inches **Bronze** cylinder, tube, turn knob and bolt.

Keys: 3 corrugated steel, nickel plated, from No. 17 blank. Four pin-tumblers. Changes, 1500.

For doors as below, of either hand.

Operation: By key from outside, by turn knob from inside.

No.	Material and Finish	For doors
16	Buffed bronze cylinder, tube and knob.	Up to 1½ inches
16X	" " " " " "	" " 2¼ "

Each in a paper box with screws; 8 dozen in a case; gross weight 206 lbs.

Cuts half size

Rim Dead Locks

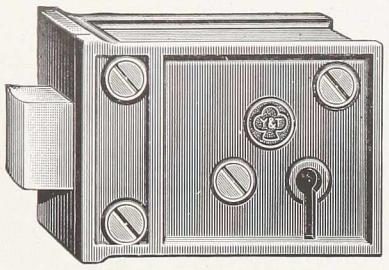

No. 358 series



No. 358 series

Not master-keyed

Japanned iron case 2 x 2¾ x ⅝ inches

Backset 2⅛ inches.

Iron bolt. **For doors** of either hand.

No.	One key	Tumblers	Changes
358	Tinned malleable iron, No. 507	1	4
359	Nickel plated solid steel, from No. S240 blank	1	4

½ dozen in a paper box with screws and japanned key plates; 20 dozen in a case; gross weight 165 lbs.

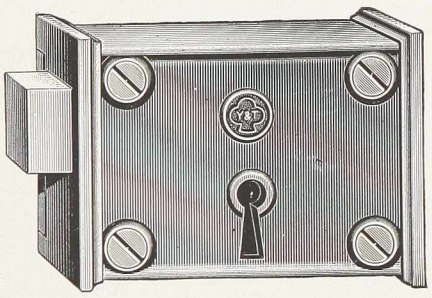

No. 353 series



No. 353 series

Not master-keyed

Japanned iron case 2¼ x 3¼ x ½ inches

Backset 1⅝ inches. **Iron** bolt.
For doors of either hand. Bolt shoots right and left.

No.	One key	Tumblers	Changes
353	Tinned malleable iron, No. 504	1	4
354	Nickel plated brass, from No. 400 blank	1	4

½ dozen in a paper box with screws and japanned key plates; 20 dozen in a case; gross weight 179 lbs.



No. 350 series



No. 350 series

Master-keyed in one set not exceeding 40 locks all different with a master-key to pass all locks or in sets, not exceeding this quantity, with other locks using master-keys from No. S245 blank. For further information concerning master-keyed locks, see page 97.

Japanned iron case 2½ x 3½ x ⅞ inches

Backset 2⅝ inches.

Bronze bolt. **For doors** of either hand.

No.	One key	Tumblers	Changes
350	Nickel plated solid steel, from No. S245 blank	3	36
351	" " " " " " "	1	24

½ dozen in a paper box with screws and japanned key plates, 10 dozen in a case; gross weight 137 lbs.



No. 363 series



No. 363 series

Not master-keyed

Japanned iron case 2¼ x 3⅜ x ⅝ inches

Backset 2⅜ inches.

Iron bolt. **For doors** of either hand.

No.	One key	Tumblers	Changes
363	Tinned malleable iron, No. 507	1	4
364	Nickel plated solid steel, from No. S240 blank	1	4

½ dozen in a paper box with screws and japanned key plates; 20 dozen in a case; gross weight 188 lbs.

YALE

Cuts half size

Rim Dead Locks



No. 360 series



No. S150 key



No. 522 key

No. 360 series

Not master-keyed

Japanned iron case 2¾ x 4 x ¾ inches

Backset 2¾ inches. **For doors** of either hand.

No.	Nickel plated solid steel keys	Tumblers	Changes	Bolt
360	One key from No. S150 blank .	3	24	Iron
361	" " " " " . .	1	12	"
365	" " " " " .	3	24	Brass
366	" " " " " . .	1	12	"
	Tinned malleable iron keys			
362	One key No. 522	1	12	Iron

½ dozen in a paper box with screws and japanned key plates; 20 dozen in a case; gross weight 278 lbs.



No. 370 series



No. S150 key



No. 527 key

No. 370 series

Not master-keyed

Japanned iron case 3½ x 5 x ¾ inches

Backset 3⅜ inches.

Iron bolt. **For doors** of either hand.

No.	Nickel plated solid steel keys	Tumblers	Changes
370	One key from No. S150 blank .	3	24
371	" " " " " .	1	12
	Tinned malleable iron keys		
372	One key No. 522 . . .	1	12

½ dozen in a paper box with screws and japanned key plates; 10 dozen in a case; gross weight 209 lbs.



No. 375 series



No 328 key

No. 375 series

Not master-keyed

Japanned iron case 4 x 6 x ⅞ inches

Backset 2¾ inches.

Iron bolt. **For doors** of either hand.

Nickel plated steel keys

No.		Tumblers	Changes
375	One from No. 328 blank	1	24

Tinned malleable iron keys

No.		Tumblers	Changes
376	One key No. 527 . .	1	12

½ dozen in a paper box with screws and japanned key plates; 4 dozen in a case; gross weight 155 lbs.

Rim Dead Locks

Cuts half size

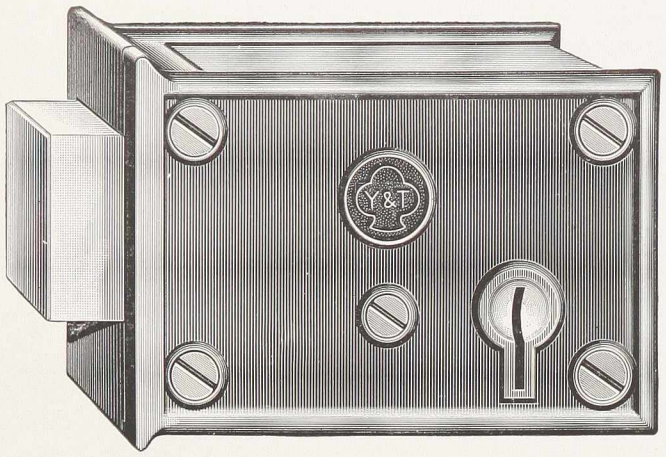

No. 373 series

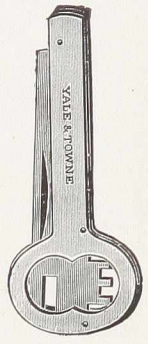

Closed

No. 373 series

Not master-keyed

Japanned iron case 3½ x 5 x 1 inches

Backset 3¾ inches.

Iron bolt. **For doors** of either hand.

Nickel plated steel folding keys

No.		Tumblers	Changes
373	Two from No. 294 blank	2	24
374	" " No. 293 "	1	12

Each in a paper box with screws and japanned key plates; 4 dozen in a case; gross weight 168 lbs.



No. 377 series



Closed

No. 377 series

Not master-keyed

Japanned iron case 4 x 6 x 1 inches

Backset 3¾ inches.

Iron bolt. **For doors** of either hand.

Nickel plated steel folding keys

No.		Tumblers	Changes
377	Two from No. 294 blank	2	24
378	" " No. 293 "	1	12

Each in a paper box with screws and japanned key plates; 4 dozen in a case; gross weight 188 lbs.

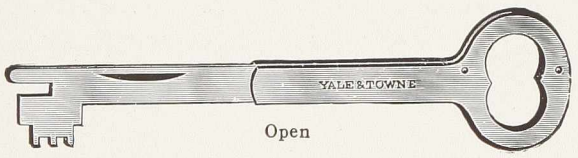

Open



No. 380 series

No. 380 series

Not master-keyed

Japanned iron case 4½ x 7 x 1⅛ inches

Backset 2⅞ inches.

Iron bolt. **For doors** of either hand.

Nickel plated steel folding keys

No.		Tumblers	Changes
380	Two from No. 289 blank	3	36
381	" " " "	1	12

Each in a paper box with screws and japanned key plates; 4 dozen in a case; gross weight 204 lbs.

YALE

Cuts half size

Rim Dead Locks

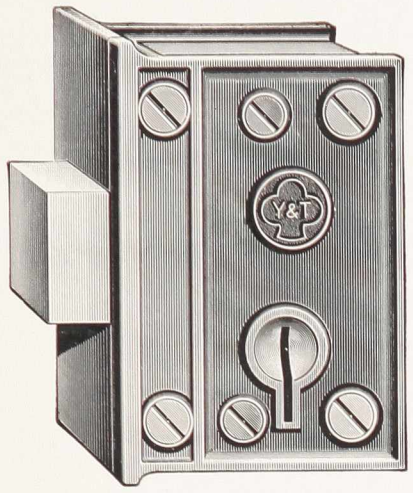

No. 388 lock



Closed

No. 388 lock

For store doors Not master-keyed

Japanned iron case 4 x 2⅝ x ⅞ inches

Backset 1⅝ inches.

Iron bolt. For doors of either hand.

No.	Two keys	Tumblers	Changes
388	Nickel plated steel folding, from No. 295 blank	1	12

Each in a paper box with screws and japanned key plates; 12 dozen in a case; gross weight 285 lbs.

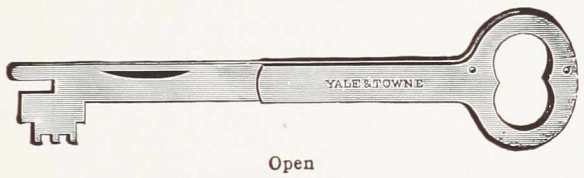

Open

No. 390 lock

For store doors Not master-keyed

Japanned iron case 5 x 3⅛ x 1 inches

Backset 2 inches.

Iron bolt. For doors of either hand.

No.	Two keys	Tumblers	Changes
390	Nickel plated steel folding, from No. 288 blank	3	24

Each in a paper box with screws and japanned key plates; 9 dozen in a case; gross weight 288 lbs.



No. 390 lock

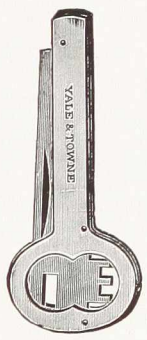

Closed

No. 391 lock

For store doors Not master-keyed

Japanned iron case 5 x 3⅛ x 1 inches

Backset 2 inches.

Iron bolt. For doors of either hand.

No.	Two keys	Tumblers	Changes
391	Nickel plated steel folding, from No. 288 blank	1	12

Each in a paper box with screws and japanned key plates; 9 dozen in a case; gross weight 288 lbs.

Cuts half size

Rim Dead Locks

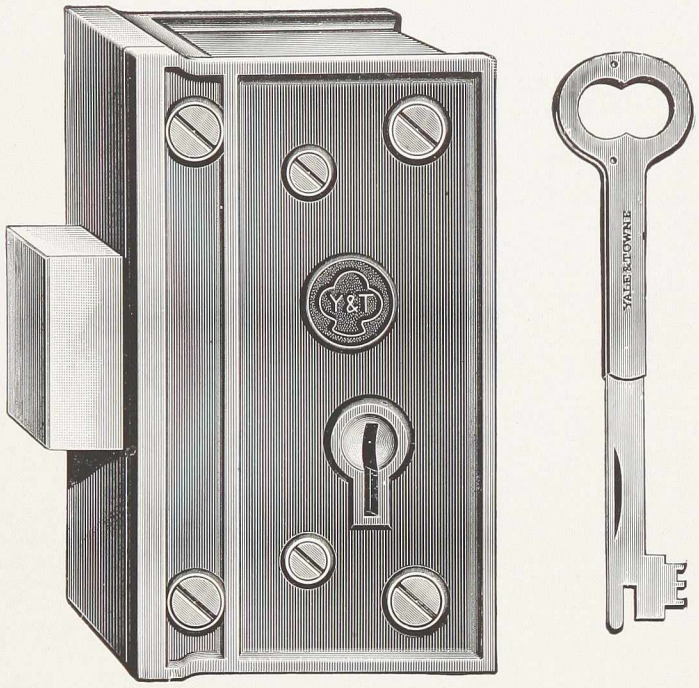

No. 393 lock

No. 393 lock

For store doors

Not master-keyed

Japanned iron case 6 x 3½ x 1 inches

Backset 2¼ inches.

Iron bolt. **For doors** of either hand.

No.	Two keys	Tumblers	Changes
393	Nickel plated steel folding, from No. 290 blank	1	12

Each in a paper box with screws and japanned key plates; 6 dozen in a case; gross weight 250 lbs.

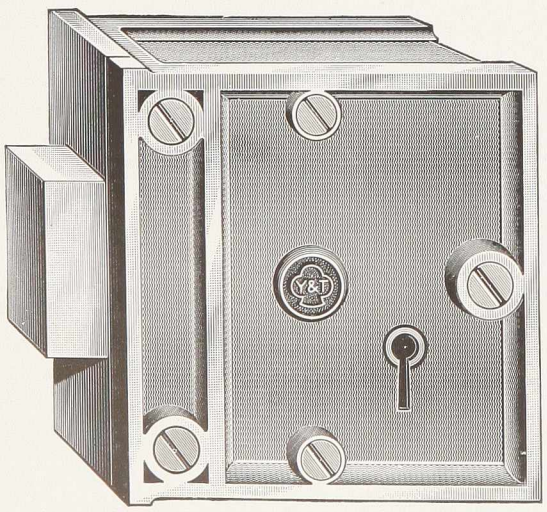

No. 5610 lock

No. 5610 lock

Master-keyed in one set of 1890 locks, all different with a master-key to pass all locks; or in sets as desired and with other locks using master-keys from No. S60½ blank. For further information concerning master-keyed locks, see page 97.

Bronze case 4 x 4 x ⅞ inches

Backset 2¾ inches.

Bronze inside parts. **For doors** of either hand.

No.	One key	Tumblers	Changes
5610	Drop forged bronze, from No. B60 blank	3	54

½ dozen in a paper box with screws and No. DT812 bronze key plates.

YALE

Cuts half size

Mortise Dead Locks

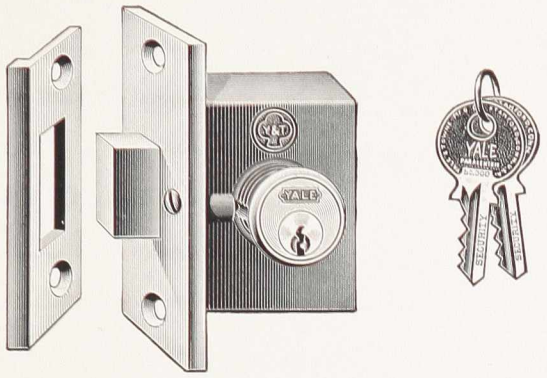

No. 301 lock

YALE No. 301 lock

For Limousine car doors, etc.

Master-keyed: For full information see page 97.

Coppered iron case 1⅞ x 1⅜ x 9/16 inches

Backset 13/16 inch. **Bronze** cylinder, front, bolt and strike.

Keys: 2 paracentric, nickel-bronze, coined, gold plated bows, from No. 10 blank. Four pin-tumblers. Changes, 1500.

Beveled cast front: 3 x ⅞ inches, specify hand when ordering. Regular bevel, ¼ in 2¼ inches. Cast bronze angle strike, 3 x ¾ inches.

Operation: By key from *one* side only.

No.	Beveled cast front
301	One cylinder . . Thickness of door must be specified.

Each in a paper box with screws.

The above lock can be furnished to suit specifications to special order and at an additional price.



No 322 series

YALE No. 322 series

Master-keyed in one set of any number of changes usually required, all different, with a master-key to pass all locks; or in any number of sets required, each set having any number of changes, all changes different, with master-key to pass the locks in each set, and a grand master-key to pass all the locks. Can be master-keyed with any other Yale locks using the same type of cylinder. For further information concerning master-keyed locks see page 97.

Case as below 2⅜ x 3⅛ x ¾ inches

Backset 2¼ inches. **Bronze** cylinder, front, bolt and strike.

Keys: 3 paracentric, nickel-bronze, coined, gold plated bows, from No. 8 blank. Five pin-tumblers. Changes practically unlimited.

Flat armored front: 4 x 1 inches, for doors of either hand.

Operation: One cylinder locks by key from *one* side; two cylinder locks by key from either side.

No.	Japanned iron case	
322	One cylinder . . .	For doors 1¼ to 2⅛ inches
322¼	Two "	" " 1½ to 1⅞ "
	Bronze case	
5322	One cylinder . . .	For doors 1¼ to 2⅛ inches
5322¼	Two "	" " 1½ to 1⅞ "

Each in a paper box with screws.

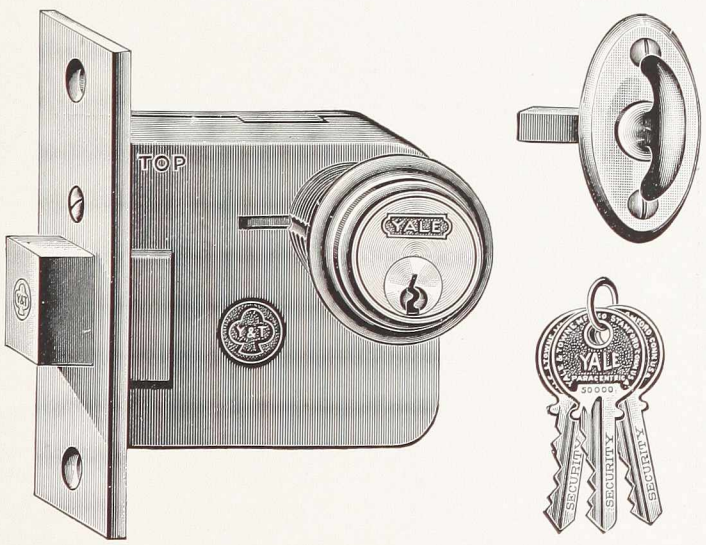

No. 330 series

YALE No. 330 series

Master-keyed as No. 322 series above

Japanned iron case 2⅞ x 3¼ x ⅝ inches

Backset 2½ inches. **Bronze** cylinder, front, bolt and strike.

Keys: 3 paracentric, nickel-bronze, coined, gold plated bows, from No. 8 blank. Five pin-tumblers. Changes practically unlimited.

Flat cast front: 4½ x ⅞ inches, for doors of either hand.

No.	Operation, etc.
330	By key from *one* side only. For doors 1¼ to 1½ inches.
330¼	By key from either side. Thickness of door must be given.
331	By key from one side, by No. 15 thumb-turn from other side. Thickness of door must be given.

Each in a paper box with screws.

Mortise Dead Locks

Cuts half size



No. 324 series

YALE No. 324 series

Master-keyed in one set of any number of changes usually required, all different, with a master-key to pass all locks; or in any number of sets required, each set having any number of changes, all changes different, with master-key to pass the locks in each set, and a grand master-key to pass all the locks. Can be master-keyed with any other Yale locks using the same type of cylinder. For further information concerning master-keyed locks see page 97.

Case as below 2⅜ x 3⅝ x ¾ inches

Backset 2¾ inches. **Bronze** cylinder, front, bolt and strike.

Keys: 3 paracentric, nickel-bronze, coined, gold plated bows, from No. 8 blank. Five-pin tumblers. Changes practically unlimited.

Flat armored front: 4 x 1 inches, for doors of either hand.

Rabbeted cast front: 4⅛ x 1 inches with ½ inch rabbet, specify hand when ordering.

Operation: One cylinder locks by key from *one* side; two cylinder locks by key from either side.

No.			
	Japanned iron case, flat front		
324	One cylinder . . .	For doors 1¼ to 2⅛ inches	
324¼	Two " . . .	" " 1½ to 1⅞ "	
	Bronze case, flat front		
5324	One cylinder . . .	For doors 1¼ to 2⅛ inches	
5324¼	Two " . . .	" " 1½ to 1⅞ "	
	Japanned iron case, rabbeted front		
324½	One cylinder . . .	For doors 1¼ to 2⅛ inches	
324¾	Two " . . .	" " 1½ to 1⅞ "	
	Bronze case, rabbeted front		
5324½	One cylinder . . .	For doors 1¼ to 2⅛ inches	
5324¾	Two " . . .	" " 1½ to 1⅞ "	

Each in a paper box with screws.

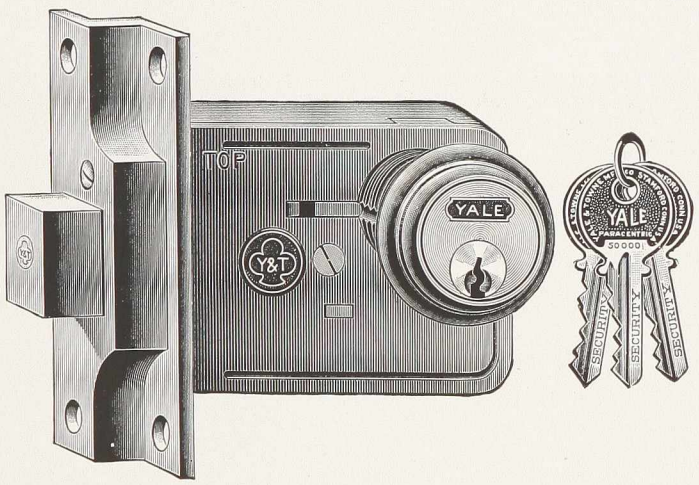

No. 324½ series

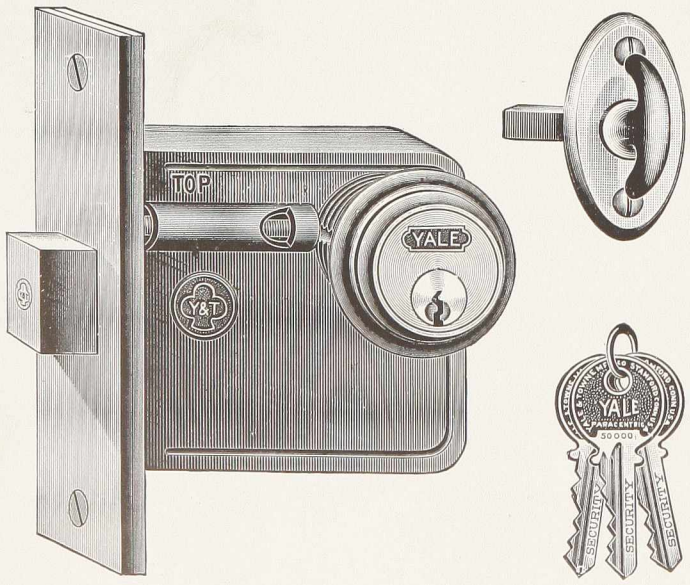

No. 328 series

YALE No. 328 series

Master-keyed as No. 324 series above.

Case as below 3 x 3⅝ x ¾ inches

Backset 2¾ inches. **Bronze** cylinder, front, bolt and strike.

Keys: 3 paracentric, nickel-bronze, coined, gold plated bows, from No. 8 blank. Five pin-tumblers. Changes practically unlimited.

Flat armored front: 5 x 1 inches, specify hand when ordering.

Operation: One cylinder locks by key from outside, by No. 55 thumb-turn from inside; two cylinder locks by key from either side.

No.			
	Japanned iron case		
328	One cylinder . . .	For doors 1⅜ to 1⅞ inches	
328¼	Two " . . .	" " 1½ to 1⅞ "	
	Bronze case		
5328	One cylinder . . .	For doors 1⅜ to 1⅞ inches	
5328¼	Two " . . .	" " 1½ to 1⅞ "	

Each in a paper box with screws and thumb-turn.

YALE

Cuts half size

Mortise Dead Locks



No. 336 series



YALE No. 336 series

Master-keyed in one set of any number of changes usually required, all different, with a master-key to pass all locks; or in any number of sets required, each set having any number of changes, all changes different, with master-key to pass the locks in each set, and a grand master-key to pass all the locks. Can be master-keyed with any other Yale locks using the same type of cylinder. For further information concerning master-keyed locks see page 97.

Case as below 3½ x 1⅞ x ¾ inches

Backset 1 inch. **Bronze** cylinder, front, bolt and strike.

Keys: 3 paracentric, nickel-bronze, coined, gold plated bows, from No. 8 blank. Five pin-tumblers. Changes practically unlimited.

Flat armored front: 5¾ x 1⅛ inches, for doors of either hand.

Operation: One cylinder locks, by key from *one* side only; two cylinder locks, by key from either side.

No.			
	Japanned iron case		
336	One cylinder	For doors	1¼ to 2¼ inches
336¼	Two "	" "	1⅜ to 1¾ "
	Bronze case		
5336	One cylinder	For doors	1¼ to 2¼ inches
5336¼	Two "	" "	1⅜ to 1¾ "

Each in a paper box with screws.





No. 302 series

YALE No. 302 series

Master-keyed as No. 336 series above.

Case as below 3¾ x 3¼ x 1⅛ inches

Backset 2¼ inches. **Bronze** cylinder, front, bolt and strike.

Keys: 3 paracentric, nickel-bronze, coined, gold plated bows, from No. 8 blank. Five pin-tumblers. Changes practically unlimited.

Flat armored front: 6½ x 1⅜ inches, for doors of either hand.

Rabbeted cast front: 6½ x 1⅜ inches with ½ inch rabbet, specify hand when ordering.

Operation: One cylinder locks, by key from *one* side only; two cylinder locks, by key from either side.

No.			
	Japanned iron case, flat front		
302	One cylinder	For doors	1¾ to 3 inches
302¼	Two "	" "	1¾ to 2½ "
	Japanned iron case, rabbeted front		
302½	One cylinder	For doors	1¾ to 3 inches
302¾	Two "	" "	1¾ to 2½ "
	Bronze case, flat front		
5302	One cylinder	For doors	1¾ to 3 inches
5302¼	Two "	" "	1¾ to 2½ "
	Bronze case, rabbeted front		
5302½	One cylinder	For doors	1¾ to 3 inches
5302¾	Two "	" "	1¾ to 2½ "

Each in a paper box with screws.

Cuts half size

Mortise Dead Locks

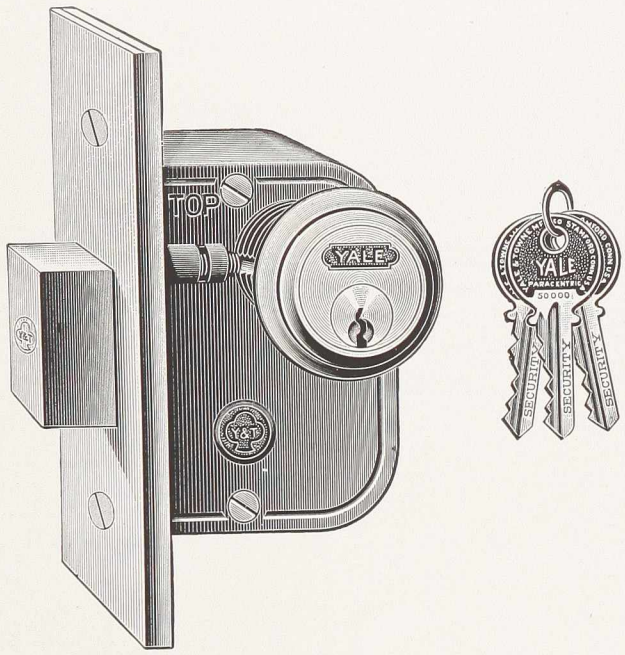

No. 338 series

YALE No. 338 series

Master-keyed in one set of any number of changes usually required, all different, with a master-key to pass all locks; or in any number of sets required, each set having any number of changes, all changes different, with master-key to pass the locks in each set, and a grand master-key to pass all the locks. Can be master-keyed with any other Yale locks using the same type of cylinder. For further information concerning master-keyed locks see page 97.

Japanned iron case 3½ x 2⅜ x ¾ inches

Backset 1½ inches. **Bronze** cylinder, front, bolt and strike.

Keys: 3 paracentric, nickel-bronze, coined, gold plated bows, from No. 8 blank. Five pin-tumblers. Changes practically unlimited.

Flat armored front: 5½ x 1⅛ inches, for doors of either hand.

No.	Operation, etc.	
338	By key from one side only .	For doors 1¼ to 2¼ inches
338¼	" " " either side . .	" " 1⅜ to 1¾ "
339	" " " one side, by No. 15 thumb-turn from other side.	For doors 1⅜ to 1¾ inches

Each in a paper box with screws.



No. 304 series

YALE No. 304 series

Master-keyed as No. 338 series above.

Case as below 3¾ x 3⅞ x 1⅛ inches

Backset 2¾ inches. **Bronze** cylinder, front, bolt and strike.

Keys: 3 paracentric, nickel-bronze, coined, gold plated bows, from No. 8 blank. Five pin-tumblers. Changes practically unlimited.

Flat armored front: 6½ x 1⅜ inches, for doors of either hand.

Rabbeted cast front: 6½ x 1⅜ inches with ½ inch rabbet, specify hand when ordering.

Operation: One cylinder locks, by key from *one* side only; two cylinder locks, by key from either side.

No.		
	Japanned iron case, flat front	
304	One cylinder . .	For doors 1¾ to 3 inches
304¼	Two " . .	" " 1¾ to 2½ "
	Japanned iron case, rabbeted front	
304½	One cylinder . .	For doors 1¾ to 3 inches
304¾	Two " . .	" " 1¾ to 2½ "
	Bronze case, flat front	
5304	One cylinder . .	For doors 1¾ to 3 inches
5304¼	Two " . .	" " 1¾ to 2½ "
	Bronze case, rabbeted front	
5304½	One cylinder . .	For doors 1¾ to 3 inches
5304¾	Two " . .	" " 1¾ to 2½ "

Each in a paper box with screws.

YALE

Cuts half size



No. 318 series

YALE No. 318 series

Master-keyed in one set of any number of changes usually required, all different, with a master-key to pass all locks; or in any number of sets required, each set having any number of changes, all changes different, with master-key to pass the locks in each set, and a grand master-key to pass all the locks. Can be master-keyed with any other Yale locks using the same type of cylinder. For further information concerning master-keyed locks see page 97.

Case as below 4 x 3⅞ x 1¼ inches

Backset 2¾ inches. **Bronze** cylinder, front, bolt and strike.

Keys: 3 paracentric, nickel-bronze, coined, gold plated bows, from No. 8 blank. Five pin-tumblers. Changes practically unlimited.

Flat cast front: 7⅛ x 1¾ inches, for doors of either hand.

Rabbeted cast front: 7¼ x 1¾ inches with ½ inch rabbet, specify hand when ordering.

Operation: One cylinder locks, by key from *one* side only; two cylinder locks, by key from either side.

No.		
Japanned iron case, flat front		
318	One cylinder . . .	For doors 2 to 3¼ inches
318¼	Two "	" " 2 to 2¾ "
Japanned iron case, rabbeted front		
318½	One cylinder . . .	For doors 2 to 3¼ inches
318¾	Two "	" " 2 to 2¾ "
Bronze case, flat front		
5318	One cylinder . . .	For doors 2 to 3¼ inches
5318¼	Two "	" " 2 to 2¾ "
Bronze case, rabbeted front		
5318½	One cylinder . . .	For doors 2 to 3¼ inches
5318¾	Two "	" " 2 to 2¾ "

Each in a paper box with screws.



No. 254 lock

No. 254 lock

Not master-keyed

Japanned iron case 1¾ x 2 x ½ inches

Backset 1½ inches. **Iron** front and bolt.

Flat cast front: 3 x ⅝ inches, for doors of either hand or for drawers.

No.	One key	Tumblers	Changes
254	Tinned malleable iron, No. 500	1	4

1 dozen in a paper box with screws.



No. 255 series

No. 255 series

Not master-keyed

Japanned iron case 2¾ x 2⅞ x ½ inches

Backset 2⅛ inches.

Flat cast front: 3¼ x ¾ inches, for doors of either hand.

No.	Tinned malleable iron keys	Tumblers	Changes	Front, bolt and strike
255	1 key No. 519	1	12	Iron
	Nickel plated solid steel keys			
256	1 key from No. S140 blank . .	1	12	Iron
257	" " " " . . .	1	12	Brass
258	" " " " . . .	1	12	Bronze
262	" " " " . . .	2	12	Brass
263	" " " " . . .	2	12	Bronze

½ dozen in a paper box with screws; Nos. 255, 256, 257 and 262 also with japanned key plates.

Cuts half size

YALE

Cuts half size

Mortise Dead Locks

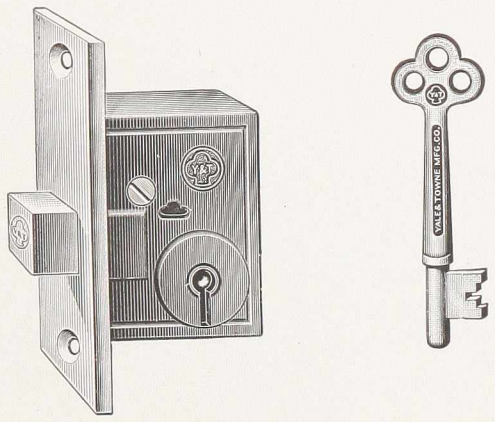

No. 260 lock



Master-key

No. 260 lock

Master-keyed in one set of 40 locks, all different with a master-key to pass all locks or in sets, not exceeding this quantity, with other locks using master-keys from No. S30½ blank.
For further information concerning master-keyed locks, see page 97.

Japanned iron case 2¼ x 1½ x ½ inches

Backset 1 inch. **Bronze** front, bolt and strike.
Flat cast front: 3½ x ¾ inches, for doors of either hand.

No.	One key	Tumblers	Changes
260	Nickel plated solid steel, from No. S30 blank	3	18

½ dozen in a paper box with screws and No. DP812 bronze key plates.

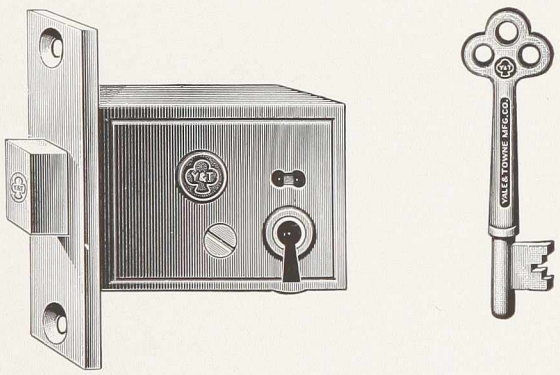

No. 280 series

No. 280 series

Master-keyed in one set of 40 locks, all different with a master-key to pass all locks or in sets, not exceeding this quantity, with other locks using master-keys from No. S30½ blank.
For further information concerning master-keyed locks, see page 97.

Japanned iron case 1¾ x 2½ x ½ inches

Backset 2 inches. **Bronze** front, bolt and strike.
Flat cast front: 3¼ x ¾ inches, for doors of either hand.

No.	One key	Tumblers	Changes
280	Nickel plated solid steel, from No. S30 blank	3	24
281	" " " " " " "	1	12

½ dozen in a paper box with screws and No. DP812 bronze key plates.



No. 250 series



No. 250 series

Not master-keyed

Japanned iron case 2½ x 3⅜ x 9/16 inches

Backset 2⅝ inches. **Brass** front, bolt and strike.
Flat cast front: 4¼ x 1 inches, for doors of either hand.

No.	One key	Tumblers	Changes
250	Nickel plated brass, from No. 234 blank	3	24
251	" " " " " "	1	12

½ dozen in a paper box with screws and japanned key plates.

YALE

Cuts half size

Mortise Dead Locks

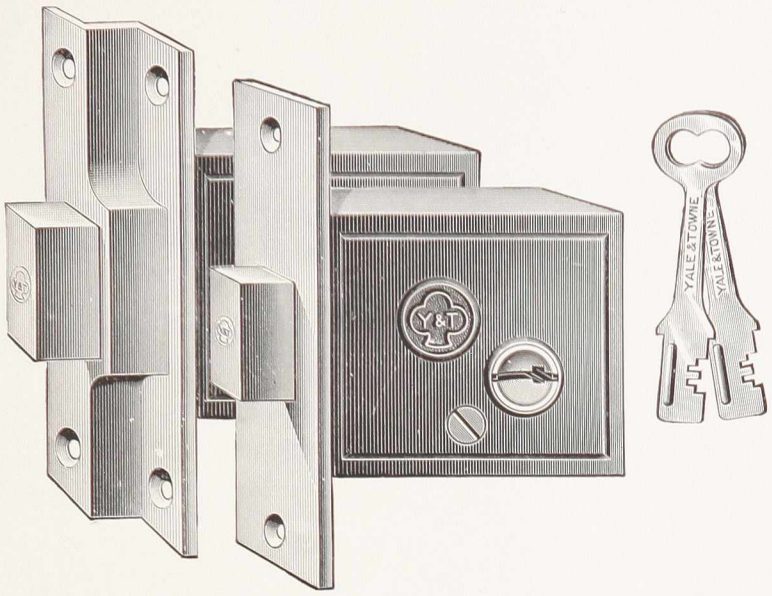

No. 290 series

No. 290 series

Not master-keyed

Japanned iron case 2⅜ x 3 x ⅝ inches

Backset 2⅛ inches.

Keys: 2 nickel plated flat steel, from No. 341½ blank. Three lever-tumblers. Changes, 24.

Flat cast front: 4½ x 1⅛ inches, for doors of either hand.

Rabbeted cast front: 4¾ x 1⅜ inches with 7/16 inch rabbet, for doors of either hand.

No.	Flat front	Tumblers	Changes
290	Brass front, bolt and strike	3	24
292	Bronze " " " "	3	24
	Rabbeted front		
290½	Brass front, bolt and strike	3	24
292½	Bronze " " " "	3	24

Each in a paper box with screws and No. GL815 bronze key plates.





Change-key Master-key

No. 270 series

No. 270 series

Master-keyed in one set of 1890 locks, all different with a master-key to pass all locks or in sets as required and with other locks using master-keys from No. S50½ blank. For further information concerning master-keyed locks see page 97.

Japanned iron case 2⅛ x 3½ x ⅝ inches

Backset 2¾ inches. **Bronze** front, bolt and strike.

Keys: 1 nickel plated solid steel, from blank as below.

Flat cast front: 4⅛ x 1 inches, for doors of either hand.

No.	Flat front	Tumblers	Changes
270	1 key, from No. S50 blank. . .	3	54
271	1 " " " " . . .	1	24

½ dozen in a paper box with screws and No. DP812 key plates.





Change-key Master-key

No. 297 series

No. 297 series

Master-keyed in one set of 2400 locks, all different with a master-key to pass all locks or in sets as required and with other locks using master-keys from No. S60½ blank. For further information concerning master-keyed locks see page 97.

Japanned iron case 2⅞ x 3½ x ¾ inches

Backset 2¾ inches. **Bronze** front, bolt and strike.

Keys: 1 nickel plated solid steel, from blank as below.

Flat cast front: 5¼ x 1⅛ inches, for doors of either hand.

Rabbeted cast front: 5¼ x 1¼ inches with ½ inch rabbet, specify hand when ordering.

No.	Flat front	Tumblers	Changes
297	1 key, from No. S60 blank . .	3	54
	Rabbeted front		
297½	1 key, from No. S60 blank . .	3	54

½ dozen in a paper box with screws and No. DP813 bronze key plates.

Cuts half size

Mortise Dead Locks

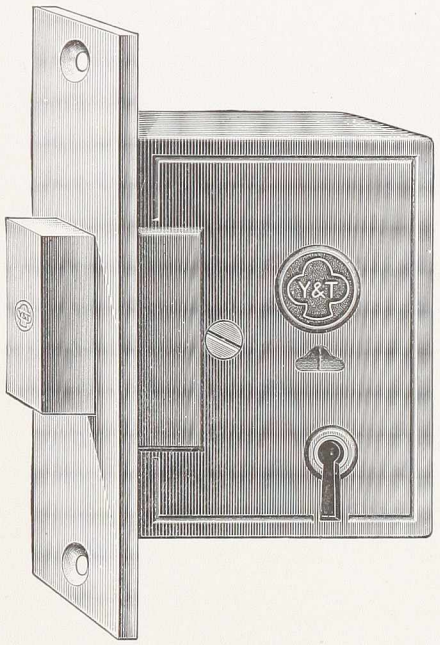

No. 295 lock

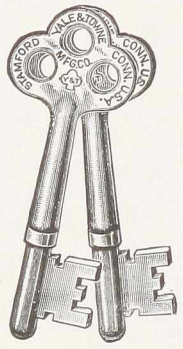

No. 295 lock

For heavy doors

Master-keyed in one set of 21800 locks all different with a master-key to pass all locks or in sets as required and with other locks using master-keys from No. S60½ blank.
For further information concerning master-keyed locks, see page 97.

Japanned iron case 4¾ x 3 x ¾ inches

Backset 2 inches. **Bronze** front, bolt and strike.

Flat cast front: 5¾ x 1¼ inches, for doors of either hand.

No.	Two keys	Tumblers	Changes
295	Nickel plated solid steel, from No. S60 blank	3	54

Each in a paper box with screws and No. DP813 bronze key plates.

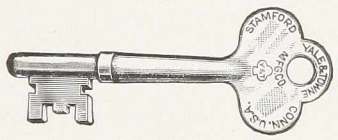

Master-key

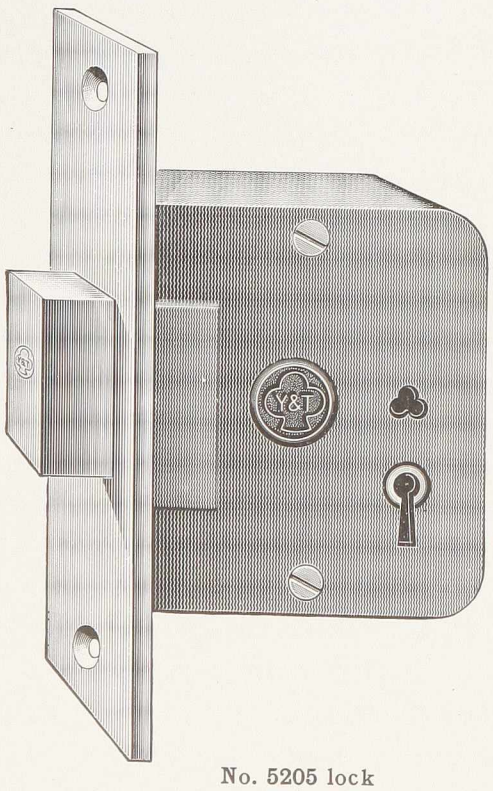

No. 5205 lock

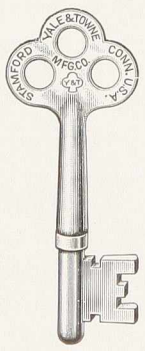

No. 5205 lock

For heavy doors

Master-keyed in one set of 1890 locks, all different with a master-key to pass all locks or in sets as required and with other locks using master-keys from No. S60½ blank.
For further information concerning master-keyed locks, see page 97.

Bronze case 4 x 3½ x ¾ inches

Backset 2¾ inches. **Bronze** inside part.

Flat cast front: 6½ x 1¼ inches, for doors of either hand.

No.	One key	Tumblers	Changes
5205	Drop forged bronze, from No. B60 blank	3	54

Each in a paper box with screws and No. DT812 bronze key plates.

YALE

Cuts half size

Mortise Bolts

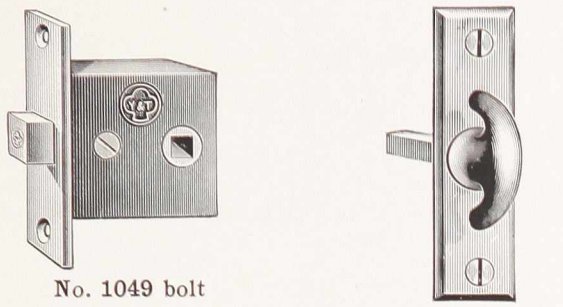

No. 1049 bolt

No. 1049 bolt

Japanned iron case 1⅜ x 1½ x ⅜ inches

Backset 1⅛ inches. **Bronze** front, bolt, strike and 3/16 inch hub.
Regular plain trim: One No. 35 thumb-turn and one No. GR4135 plate, 3 x 1 inches.

No.	Front
1049	Flat cast front, $2\frac{3}{16}$ x ½ inches, for doors of either hand.

½ dozen in a paper box with screws and trim as ordered.



No. 1048 series

No. 1048 series

Bronze case 2¼ x 1½ x ½ inches

Backset 1 inch. **Bronze** front, bolt, strike and 5/16 inch hub.
Regular plain trim: One No. 55 thumb-turn and one No. GR6255 plate, 4 x 1⅛ inches.

No.	Front
1048	Flat cast front, 3¾ x ¾ inches, for doors of either hand.
1048½	Rabbeted cast front, 3¾ x ⅞ inches with ½ inch rabbet, for doors of either hand.

½ dozen in a paper box with screws and trim as ordered.



No. 1047 series

No. 1047 series

Japanned iron case 2½ x 2 x ⅝ inches

Backset 1½ inches. **Bronze** front, bolt, strike and 5/16 inch hub.
Regular plain trim: One No. 55 thumb-turn and one No. GR6255 plate, 4 x 1⅛ inches.

No.	Front
1047	Flat cast front, 3¾ x ¾ inches, for doors of either hand.
1047½	Rabbeted cast front, 3¾ x ⅞ inches with ½ inch rabbet, for doors of either hand.

½ dozen in a paper box with screws and trim as ordered.

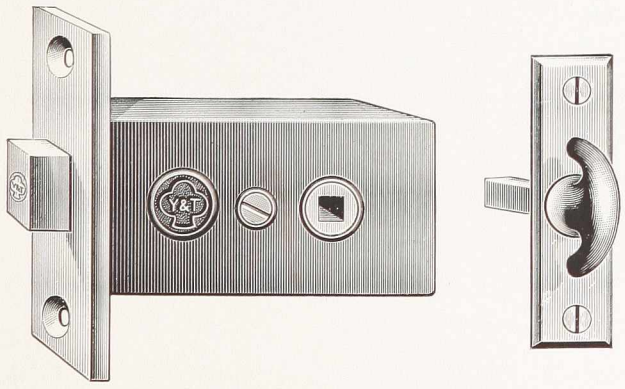

No. 1063 series

No. 1063 series

Japanned iron case 1½ x 3¼ x ½ inches

Backset 2⅜ inches. **Hub:** 3/16 inch, bronze.
For doors of either hand.
Regular plain trim: One No. 35 thumb-turn and one No. GR4135 plate, 3 x 1 inches.

No.	Front, etc.
1063	Flat cast brass front, 3⅜ x ⅞ inches; brass bolt and strike.
1064	Flat cast bronze front, 3⅜ x ⅞ inches; bronze bolt and strike.

½ dozen in a paper box with screws and trim as ordered.

Cuts half size

Cuts half size

Mortise Bolts



No. 1060 series

No. 1060 series

Japanned iron case 1½ x 3¼ x ½ inches

Backsets: Regular, 2⅝ inches; other backsets, 1¾, 2 and 2½ inches, to special order and at an additional price.

Bronze front, bolt, strike and ⅝ inch hub. Can be furnished with dust-proof strike, to special order and at an additional price.

Regular plain trim: One No. 55 thumb-turn and one No. GR2055 plate, 2¾ x ¾ inches.

No.	Front
1060	Flat cast front, 3 x ⅞ inches, for doors of either hand
1060½	Rabbeted cast front, 3 x ⅞ inches with ½ inch rabbet, for doors of either hand.

½ dozen in a paper box with screws and trim as ordered.

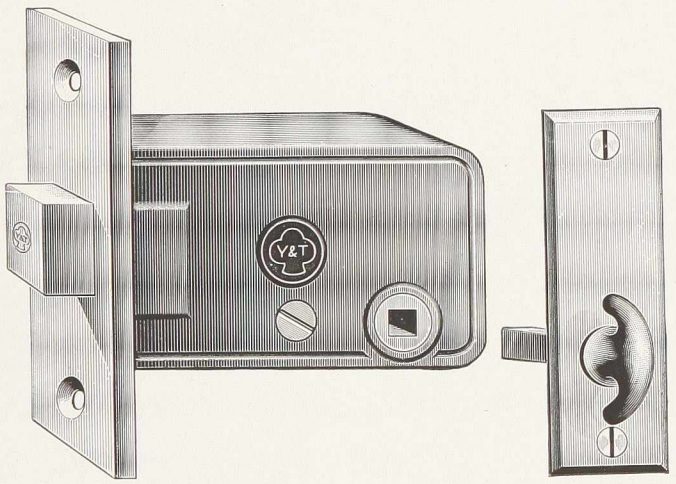

No. 1050 series

No. 1050 series

Lever escapement

Japanned iron case 2 x 3⅝ x ¾ inches

Backset 2¾ inches. **Bronze** front, bolt, strike and ⅝ inch hub.

Regular plain trim: One No. 55 thumb-turn and one No. GR5254 plate, 3½ x 1⅛ inches.

No.	Front
1050	Flat cast front, 4⅛ x 1⅛ inches, for doors of either hand.
1050½	Rabbeted cast front, 4⅛ x 1⅛ inches with ½ inch rabbet, for doors of either hand.

½ dozen in a paper box with screws and trim as ordered.

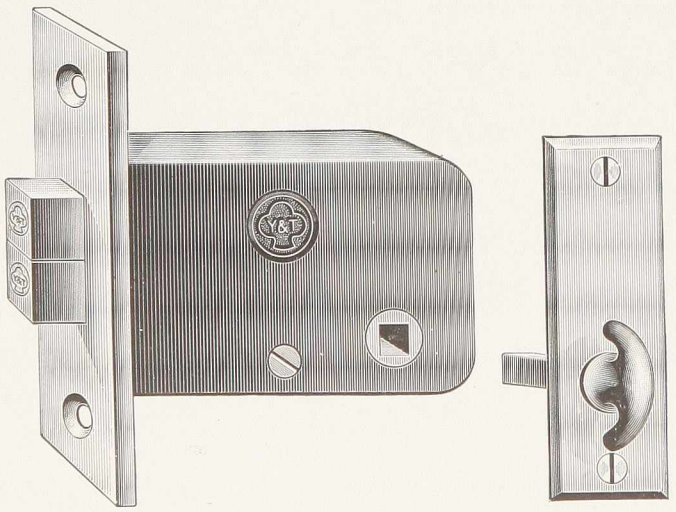

No. 1052 bolt

No. 1052 bolt

Split bolt. Lever escapement

Japanned iron case 2⅛ x 3½ x 9/16 inches

Backset 2¾ inches. **Bronze** front, bolt, strike and ⅝ inch hub.

Regular plain trim: Two No. 55 thumb-turns and two No. GR5254 plates, 3½ x 1⅛ inches.

Operation: By thumb-turns from both sides, making it possible to deadlock independently from either side.

No.	Front
1052	Flat cast front, 4¼ x 1 1/16 inches, for doors of either hand.

½ dozen in a paper box with screws and trim as ordered.

YALE

Cuts half size

Mortise Turnbuckles

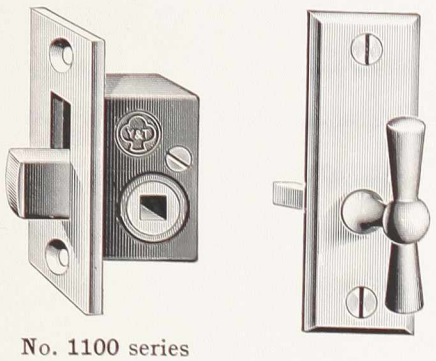

No. 1100 series

No. 1100 series

Bronze case, sizes as below

Bronze front, bolt, strike and ¼ inch hub.
Flat cast front: Sizes as below, for doors of either hand.
Rabbeted cast front: Sizes as below, specify hand when ordering.
Operation: By Tee handle from *one* side only.
Regular plain trim: One No. 48 Tee handle and one No. GR4144 plate, 3 x 1 inches, for all sizes except No. 1104½, which requires No. GR6244 plate, 4 x 1⅛ inches.

No.	Flat front		Backset
1100	Case, 1 x 9/16 x ⅜ ins.	Front, 1⅞ x ½ ins.	5/16 in.
1101	" 1⅜ x ⅞ x ⅝ "	" 2¼ x ⅝ "	½ "
1102	" 1½ x 1 x ⅝ "	" 2½ x ¾ "	⅝ "

No.	Rabbeted front		Rabbet	Backset
1101½	Case, 2 x ⅞ x ⅝ ins.	Front, 3 x ¾ ins.	½ in.	½ in.
1109½	" 2 x ¾ x ⅝ "	" "	⅜ "	½ "
1102½	" 2 x 1 x ⅝ "	" 3⅛ x ¾ ins.	½ "	⅝ "
1104½	" 2 x 1¼ x ⅝ "	" 3 x ¾ "	½ "	⅞ "

½ dozen in a paper box with screws and trim as ordered.



No. 1110 series

No. 1110 series

Japanned iron case, sizes as below

Bronze front, bolt, strike and ¼ inch hub.
Flat cast front: Sizes as below, for doors of either hand.
Rabbeted cast front: Sizes as below, specify hand when ordering.
Operation: By Tee handle from *one* side only.
Regular plain trim: One No. 49 Tee handle and one No. GR6244 plate, 4 x 1⅛ inches, for all sizes except Nos. 1118 and 1119, which require No. GR7144 plate, 4½ x 1 inch.

No.	Flat front		Backset
1110	Case, 2¼ x 1 3/16 x ⅝ ins.	Front, 3¾ x 1 ins.	⅝ in.
1111	" 2½ x 1¼ x ⅝ "	" 4 x 1 "	¾ "
1112	" 2⅛ x 1⅜ x ⅝ "	" "	⅞ "
1113	" 2½ x 1 7/16 x ⅝ "	" "	1 "
1114	" 2⅝ x 1½ x ⅝ "	" 4⅛ x 1 ins.	1⅛ "
1115	" 2⅝ x 1⅝ x ⅝ "	" "	1¼ "
1116	" 3 x 1¾ x ⅝ "	" 4½ x 1 ins.	1⅜ "
1117	" 3 x 2 x ⅝ "	" "	1½ "
1118	" 3 x 2 3/16 x ⅝ "	" 4⅝ x 1 ins.	1¾ "
1119	" 3¼ x 2 7/16 x ⅝ "	" 4⅞ x 1 "	2 "

No.	Rabbeted front		Rabbet	Backset
1110½	Case, 2½ x 1 x ⅝ ins.	Front, 3⅞ x ⅞ ins.	½ in.	⅝ in.
1111½	" 2⅞ x 1 3/16 x ⅝ "	" 4¼ x 1 "	½ "	¾ "
1112½	" 2⅞ x 1¼ x ⅝ "	" "	½ "	⅞ "
1113½	" 2⅞ x 1⅜ x ⅝ "	" "	½ "	1 "
1128½	" " "	" "	⅜ "	1 "
1114½	" 3 3/16 x 1½ x ⅝ ins.	" "	½ "	1⅛ "
1115½	" 3 3/16 x 1⅝ x ⅝ "	" 4½ x 1 ins.	½ "	1¼ "
1129½	" "	" "	⅜ "	1¼ "

½ dozen in a paper box with screws and trim as ordered.



No. 1110½ series

Cuts half size

Mortise Turnbuckles



No. 1130 series

No. 1130 series

Japanned iron case, sizes as below

Bronze front, bolt, strike and 5/16 inch hub.
Flat cast front: Sizes as below, for doors of either hand.
Rabbeted cast front: Sizes as below, specify hand when ordering.
Operation: By Tee handle from *one* side only.
Regular plain trim: One No. 50 Tee handle and one No. GR7544 plate, 5 x 1½ inches, for all sizes except Nos. 1134, 1135, 1137 and 1134½, which require No. GR8744 plate, 5½ x 1¾ inches.

No.	Flat front			Backset
1130	Case, 3 3/16 x 1½ x ¾ ins.	Front, 5⅛ x 1 ins.		1⅛ ins.
1131	" 3¼ x 1¾ x ¾ "	" 5 x 1 "		1¼ "
1132	" 3¼ x 2 x ¾ "	" " "		1½ "
1133	" 3¼ x 2¼ x ¾ "	" 5⅛ x 1 "		1¾ "
1134	" 3½ x 2 5/8 x ¾ "	" 5¼ x 15/16 "		2 "
1135	" 4⅛ x 2¾ x ¾ "	" 6 x 1 1/16 "		2¼ "
1137*	" 4¼ x 3 5/16 x ¾ "	" 6⅛ x 1 "	†	2¾ "

No.	Rabbeted front		Rabbet	Backset
1131½	Case, 3 1/16 x 1¾ x ¾ ins.	Front, 5½ x 1 1/16 ins.	½ in.	1¼ ins.
1132½	" 3 7/16 x 2 x ¾ "	" " "	½ "	1½ "
1139½	" "	" 5 3/8 x 1⅛ "	⅜ "	1½ "
1133½	" 3⅞ x 2¼ x ¾	" 5⅞ x 1 1/16 "	½ "	1¾ "
1134½	" 3⅞ x 2½ x ¾ "	" " "	½ "	2 "

*Can be furnished with dust proof strikes to special order and at an additional price.
† Has beveled front, ⅛ in 2¼ inches, specify hand when ordering.

½ dozen in a paper box with screws and trim as ordered.



No. 1143 series

No. 1143 series

Deadlocking

Japanned iron case, sizes as below

Bronze front, bolt, strike and 5/16 inch hub.
Flat cast front: Sizes as below, for doors of either hand.
Rabbeted cast front: Size as below, specify hand when ordering.
Operation: By Tee handle from *one* side only.
Regular plain trim: One No. 48 Tee handle and one No. GR6256 plate, 4 x 1⅛ inches.

No.	Flat front		Backset
1143	Case, 2¼ x 1½ x ⅝ ins.	Front, 3¾ x ⅞ ins.	1 ins.
1145	" 2⅜ x 1 5/8 x ⅝ "	" "	1¼ "

No.	Rabbeted front		Rabbet	Backset
1148½	Case, 2 7/16 x 1⅜ x ⅝ ins.	Front, 4¼ x 1 ins.	⅜ in.	1 in.

½ dozen in a paper box with screws and trim as ordered.

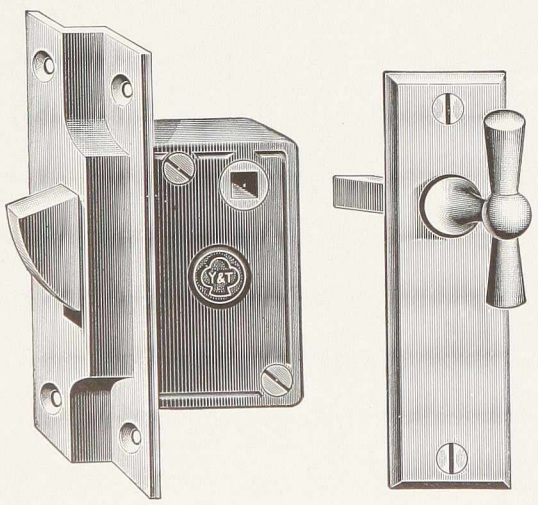

No. 1148½ turnbuckle

Mortise Turnbuckles



No. 1152 turnbuckle

No. 1152 series

Deadlocking

Japanned iron case 3¼ x 1⅞ x ¾ inches

Backset 1½ inches. **Bronze** front, bolt, strike and 5/16 inch hub.
Flat cast front: 5⅛ x 1 inches, for doors of either hand.
Rabbeted cast front: 5⅛ x 1 inches, with ⅜ inch rabbet, specify hand when ordering.
Operation: By Tee handle from *one* side only.
Regular plain trim: One No. 49 Tee handle and one No. GR7556 plate, 5 x 1½ inches.

No.		
	Flat front	
1152	Case, 3¼ x 1⅞ x 1¾ inches . .	. Front, 5⅛ x 1 inches
	Rabbeted front	
1159½	Case, 3¼ x 1⅞ x 1¾ inches . .	Front, 5⅛ x 1 inches

½ dozen in a paper box with screws and trim as ordered.



No. 1159½ turnbuckle

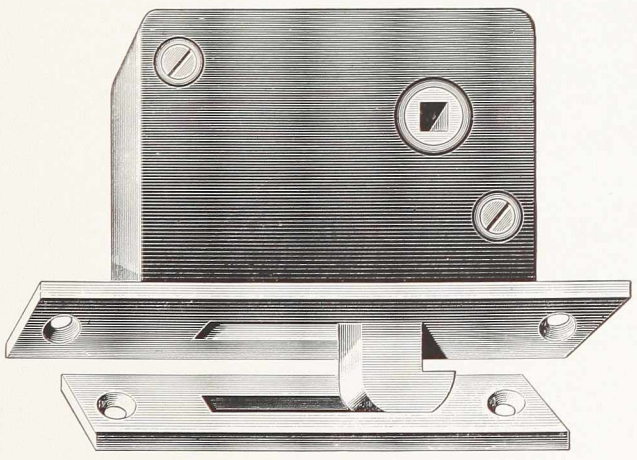

No. 1165 series

No. 1165 series

For Dutch doors

Japanned iron case, sizes as below

Bronze front, bolt, strike and 5/16 inch hub.
Flat cast front: 5⅝ x 1 inches, for doors of either hand.
Rabbeted cast front: 5 x 1 inches with ½ inch rabbet, for doors of either hand.
Operation: By Tee handle or knob from *one* side only.

No.			Backset
	Flat front		
1165	Case, 2¾ x 3⅝ x ⅝ inches	Front, 5⅝ x 1 inches	1⅝ inches
	Rabbeted front		
1165½	Case, 2⅝ x 3¼ x ⅝ inches	Front, 5 x 1 inches	1⅜ inches

Each in a paper box with screws and trim as ordered.

Cuts half size

Rim Turnbuckles

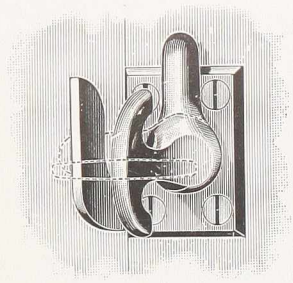

No. 1068

No. 1068 series

Bronze plate 1⅝ x 1⅛ inches

Bronze Tee handle: Length 1⅜ inches, projection 1⅛ inches.

No.		Strike	Hook	No.	Strike
1068	Rim	1¼ x ⅝ inches	½ inch	**1068¾**	Mortise, 2⅝ x ¾ inches
1068½	"	offset 1⅝ x ¾ "	⅝ "		

1 dozen in a paper box with screws.

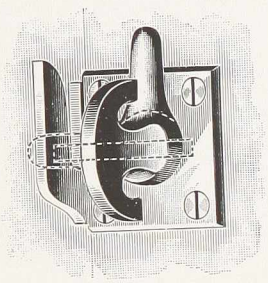

No. 1069

No. 1069 series

Bronze plate 1½ x 1⅜ inches

Bronze Tee handle: Length 1⅛ inches, projection 1⅛ inches.

No.		Strike	Hook	No.	Strike
1069	Rim	1⅜ x ⅞ inches	½ inch	**1069¾**	Mortise, 2⅝ x ¾ inches
1069½	"	offset 1⅝ x ¾ "	⅝ "		

1 dozen in a paper box with screws.

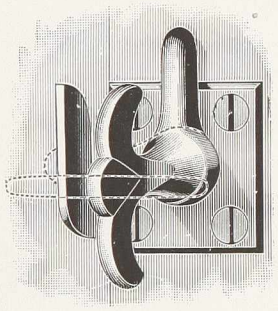

No. 2070

No. 2070 series

Iron plate 1⅝ x 1⅜ inches

Iron Tee handle: Length 2 inches, projection 1½ inches.

No.		Strike	Hook	No.	Strike
2070	Rim	1⅜ x ⅞ inches	½ inch	**2070¾**	Mortise, 2⅝ x ¾ inches
2070½	"	offset 1⅝ x ¾ "	⅝ "		

1 dozen in a paper box with screws.

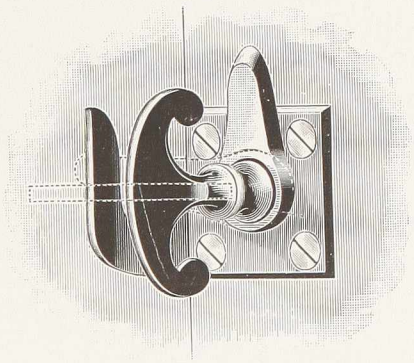

No. 1075 and
style of No. 1073

No. 1073 series

Bronze plate 1⅝ x ⅝ inches

Bronze Tee handle: Length 1¾ inches, projection 1¾ inches.

No.		Strike	Hook	No.	Strike
1073	Rim	1⅜ x ⅞ inches	½ inch	**1073¾**	Mortise, 2⅝ x ¾ inches
1073½	"	offset 1⅝ x ¾ "	⅝ "		

1 dozen in a paper box with screws.

No. 1075 series

Bronze plate 1⅝ x 1⅜ inches

Bronze Tee handle: Length 1¾ inches, projection 1¾ inches.

No.		Strike	Hook	No.	Strike
1075	Rim	1⅜ x ⅞ inches	½ inch	**1075¾**	Mortise, 2⅝ x ¾ inches
1075½	"	offset 1⅝ x ¾ "	⅝ "		

1 dozen in a paper box with screws.

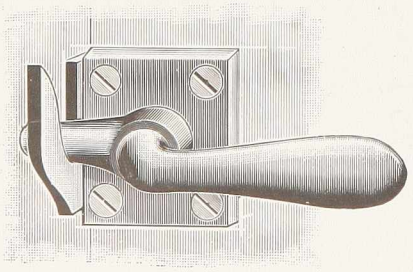

No. 1079

No. 1079 series

Bronze plate 1⅝ x 1⅜ inches

Bronze lever handle: Length 2½ inches, projection ¾ inches.

No.		Strike	Hook	No.	Strike
1079	Rim	1⅜ x ⅞ inches	½ inch	**1079¾**	Mortise, 2⅝ x ¾ inches
1079½	"	offset 1⅝ x ¾ "	⅝ "		

1 dozen in a paper box with screws.

YALE

Cuts half size

Rim Turnbuckles

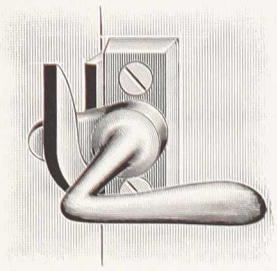

No. 1077

No. 1077 series

Bronze plate 1⅝ x ⅝ inches

Bronze lever handle: Length 1¾ inches, projection 1½ inches.

No.		Strike		Hook	No.	Strike
1077	Rim		1⅜ x ⅞ inches	½ inch	**1077¾**	Mortise,
1077½	"	offset	1⅝ x ¾ "	⅝ "		2⅝ x ¾ inches

1 dozen in a paper box with screws.

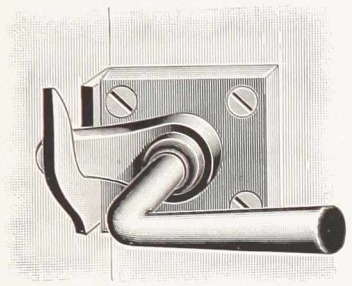

No. 1078

No. 1078 series

Bronze plate 1⅝ x 1⅜ inches

Bronze lever handle: Length 1¾ inches, projection 1¾ inches.

No.		Strike		Hook	No.	Strike
1078	Rim		1⅜ x ⅞ inches	½ inch	**1078¾**	Mortise,
1078½	"	offset	1⅝ x ¾ "	⅝ "		2⅝ x ¾ inches

1 dozen in a paper box with screws.

No. 1081 series

Bronze plate 1⅞ x 1 inches

Bronze handle: Length, over all, 2 inches; projection 1 inch.

No.		Strike		Hook	No.	Strike
1081	Rim		1⅜ x ⅞ inches	½ inch	**1081¾**	Mortise,
1081½	"	offset	1⅝ x ¾ inches	⅝ "		2⅝ x ¾ inches

1 dozen in a paper box with screws.

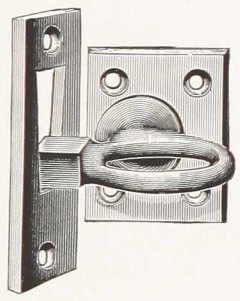

No. 1081¾

No. 1072¾ series

Bronze plate 1 5/16 x ⅝ inches

Bronze lever: Length, over all, 3 inches. **Not reversible,** specify hand when ordering.

No.		
1072¾	Mortise strike	2¾ x ¾ inches

1 dozen in a paper box with screws.

No. 1071¾ series

Bronze plate 2¾ x ⅝ inches

Bronze lever: Length, over all, 2 inches. **Not reversible,** specify hand when ordering.

No.		
1071¾	Mortise strike	2¾ x ¾ inches

1 dozen in a paper box with screws.

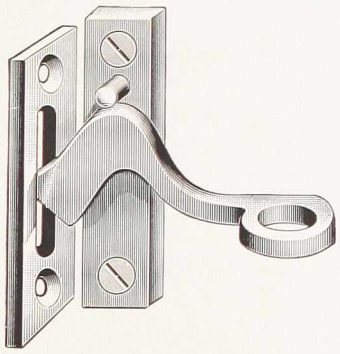

No. 1072¾ right hand

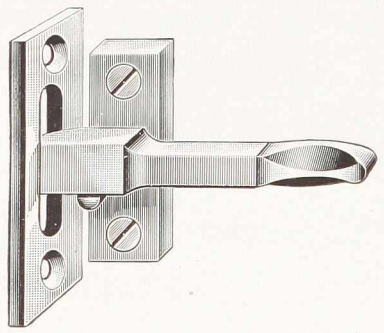

No. 1071¾ right hand

Cuts half size

Rim Turnbuckles

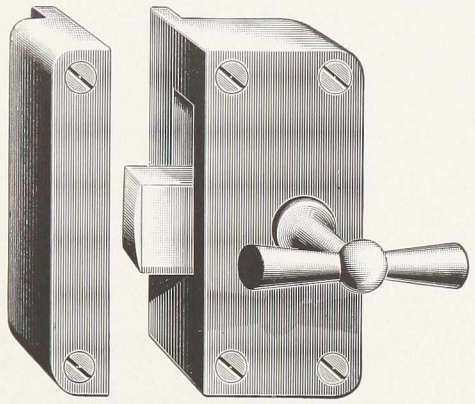

No. 1074¼

No. 1074 series

Bronze case 3¼ x 1½ x ¾ inches

Bronze Tee handle: Length 1¾ inches, projection 1⅝ inches.
Not reversible, specify hand when ordering.

No.	Strike	
1074¼	Box rim strike	3¼ x ½ x ¾ inches
1074¾	Mortise strike	2¾ x ¾ "

½ dozen in a paper box with screws.



No. 1084½

No. 1084 series

For narrow stile windows

Bronze plate 4 x 1½ inches

Bronze handle: Length, over all, 3⅜ inches; projection 1¼ inches.

No.	Strike		
1084	Rim strike	3¼ x 1 inches	Hook, ⅞ inch
1084½	" offset strike	3¼ x 1 "	" ¾ "
1084¾	Mortise strike	3⅝ x ⅝ "	

½ dozen in a paper box with screws.

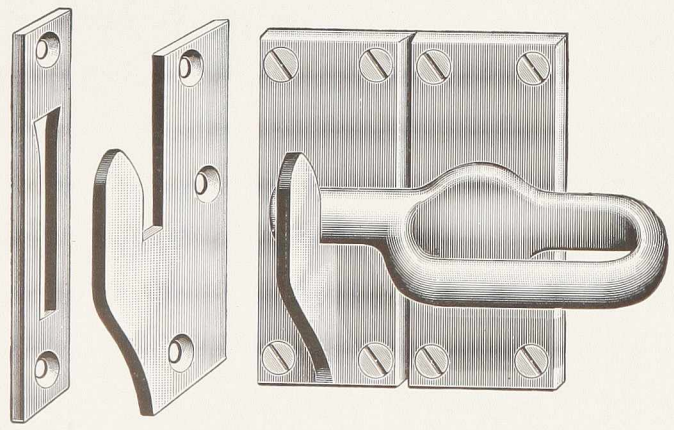

Strike for No. 1083¾ — Strike for No. 1083 — No. 1083½

No. 1083 series

Bronze plate 3¼ x 1½ inches

Bronze handle: Length, over all, 3⅜ inches; projection 1¼ inches.

No.	Strike		
1083	Rim strike	3¼ x 1 inches	Hook ¾ inch
1083½	" offset strike	3¼ x 1½ "	" ¾ "
1083¾	Mortise strike	3⅝ x ⅝ "	

½ dozen in a paper box with screws.

YALE

Cuts half size

Rim Knob Latches, etc.



No. 200

No. 200 latch

Japanned iron case 2⅜ x 3¾ x ⅝ inches

Backset 2⅝ inches. **Iron** bolt and 5/16 inch hub.
Operation: By knob from both sides.

No.	For doors
200	Opening in of either hand. Opening out (reverse bevel) to order only.

½ dozen in a paper box with screws; 20 dozen in a case; gross weight 225 lbs.



No. 203

No. 203 latch

Japanned iron case 2½ x 3⅝ x ⅝ inches

Backset 2⅝ inches. **Iron** bolts and 5/16 inch hub.
Operation: By knob from both sides, dead bolt by thumb-slide from inside.

No.	For doors
203	Opening in of either hand. Opening out (reverse bevel) to order only.

½ dozen in a paper box with screws; 10 dozen in a case; gross weight 225 lbs.

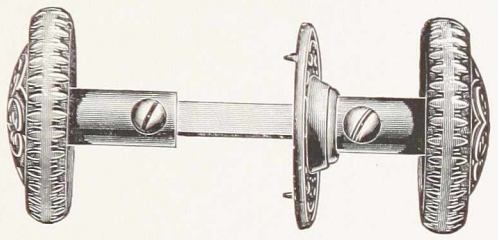

No. 208

No. 208 latch

With trim for screen doors

Etruscan bronzed case 2¼ x 3⅝ x ½ inches

Backset 2⅝ inches. **Iron** bolt, hub and etruscan bronzed knob.
Operation: By knob from both sides, bolt may be deadlocked by stop.

No.	For doors
208	Opening in of either hand. Opening out (reverse bevel) to order only.

½ dozen in a paper box with screws and trim.

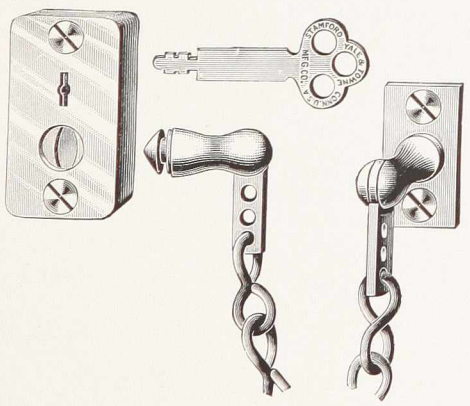

No. 399

No. 399 lock

For church pews

Bronze case 2 x 1 x 7/16 inches

Bronze plate 1⅜ x 9/16 inches.
Chain: 27 inches of nickel plated steel.

No.	Keys, etc.
399	One nickel plated flat steel, from No. 52 blank. Two lever-tumblers. Changes alike.

½ dozen in a paper box with screws.

Cuts half size

Rim Knob Locks

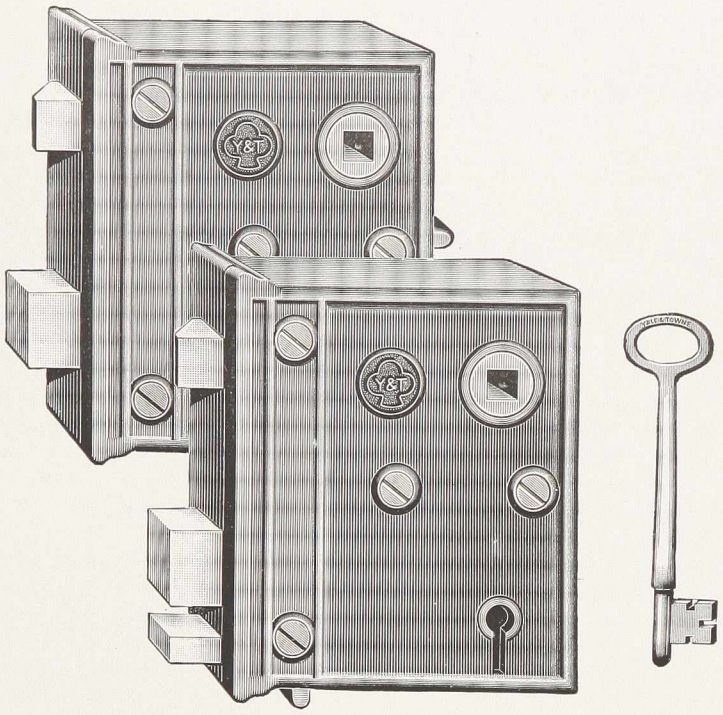

No. 950 series

No. 950 series

Not master-keyed

Japanned iron case 4 x 3¼ x ¾ inches

Backset 2½ inches.

Spacing 2¼ inches. **Hub:** 5/16 inch, iron.

For doors opening in of either hand. For doors opening out (reverse bevel) to order only.

With stop

No.	Malleable iron key	Tumblers	Changes	Bolts
950	1 tinned, No. 507	1	4	Iron (Brass plated)
952	1 " "	1	4	Iron
	Solid steel key			
954	1 nickel plated from No. S240 blank	1	4	Iron (Brass plated)
956	1 " " "	1	4	Iron
958	1 " " "	1	4	Brass

With slide bolt

No.	Malleable iron key	Tumblers	Changes	Bolts
951	1 tinned, No. 507	1	4	Iron (Brass plated)
953	1 " "	1	4	Iron
	Solid steel key			
955	1 nickel plated from No. S240 blank	1	4	Iron (Brass plated)
957	1 " " "	1	4	Iron
959	1 " " "	1	4	Brass

½ dozen in a paper box with screws and japanned key plates; 10 dozen in a case; gross weight, No. 950 series 168 lbs., No. 951 series 175 lbs.

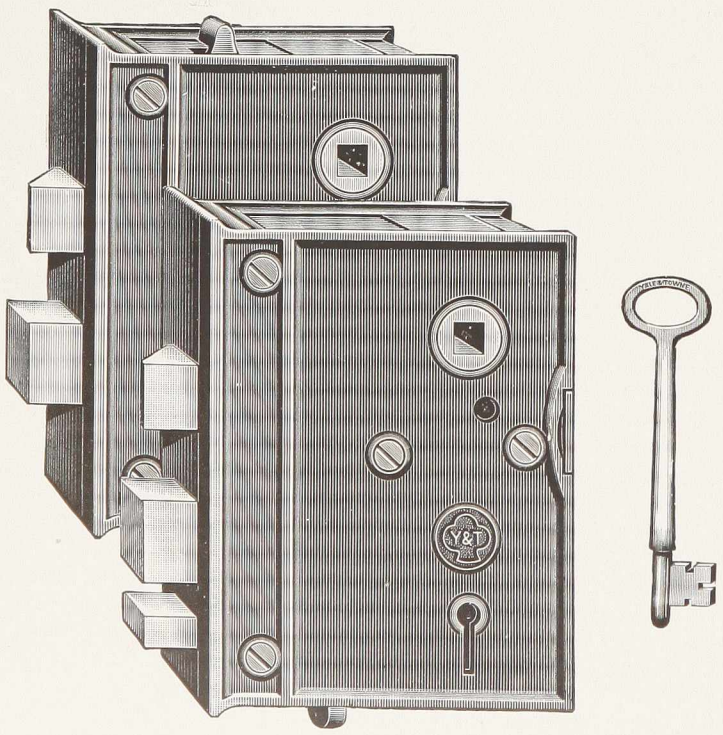

No. 960 series

No. 960 series

Not master-keyed

Japanned iron case 4¾ x 3½ x ¾ inches

Backset 2½ inches.

Spacing 2⅝ inches. **Hub:** 5/16 inch, iron.

For doors opening in of either hand. For doors opening out (reverse bevel) to order only.

With stop

No.	Malleable iron key	Tumblers	Changes	Bolts
960	1 tinned, No. 520	1	4	Iron
	Solid steel key			
962	1 nickel plated from No. S245 blank	1	4	Iron
964	1 " " "	1	4	Brass

With slide bolt

No.	Malleable iron key	Tumblers	Changes	Bolts
961	1 tinned, No. 520	1	4	Iron
	Solid steel key			
963	1 nickel plated from No. S245 blank	1	4	Iron
965	1 " " "	1	4	Brass

½ dozen in a paper box with screws and japanned key plates; 10 dozen in a case; gross weight, No. 960 series 210 lbs., No. 961 series 220 lbs.

YALE

Cuts half size

Rim Knob Locks

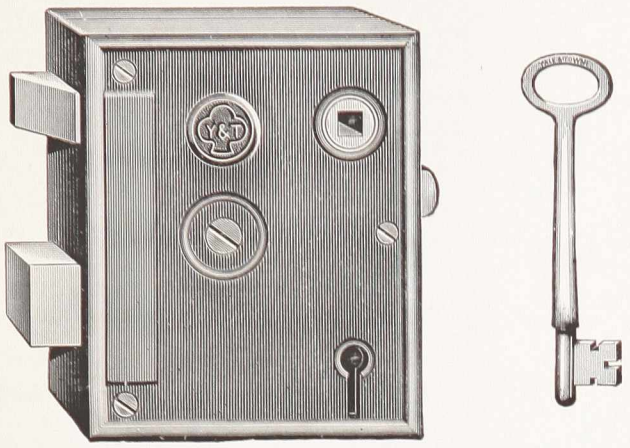

No. 995 series

No. 995 series

Not master-keyed

Enameled steel case 3¾ x 3⅛ x ⅝ inches

Backset 2½ inches.

Spacing 2¼ inches. **Iron** bolts and 5/16 inch hub.

For doors opening in of either hand. For doors opening out (reverse bevel) to order only.

With stop

No.	Malleable iron key	Tumblers	Changes
995	1 tinned, No. M240	1	4
	Solid steel key		
996	1 nickel plated, from No. S240 blank	1	12

½ dozen in a paper box with screws and japanned key plates; 10 dozen in a case; gross weight 120 lbs.



Master-key

Nos. 970 and 980 series

Master-keyed in one set of 240 locks all different with a master-key to pass all locks, or in sets with other locks using change-keys from No. S51 blank and master-keys from No. S51½ blank. For further information concerning master-keyed locks, see page 97.

Japanned iron case 4¼ x 3½ x ¾ inches

Backset 2⅝ inches.

Spacing 2¼ inches. **Bronze** bolts and 5/16 inch hub.

Keys: nickel plated solid steel, from blank as below. Nickel plated solid steel, from No. S51 blank, when master-keyed.

For doors opening in of either hand. For doors opening out (reverse bevel) to order only.

No.	One key	Tumblers	Changes
970	From No. S245 blank	3	36
971	" " "	1	24
	With slide bolt		
980	From No. S245 blank	3	36
981	" " "	1	24

½ dozen in a paper box with screws and japanned key plates.

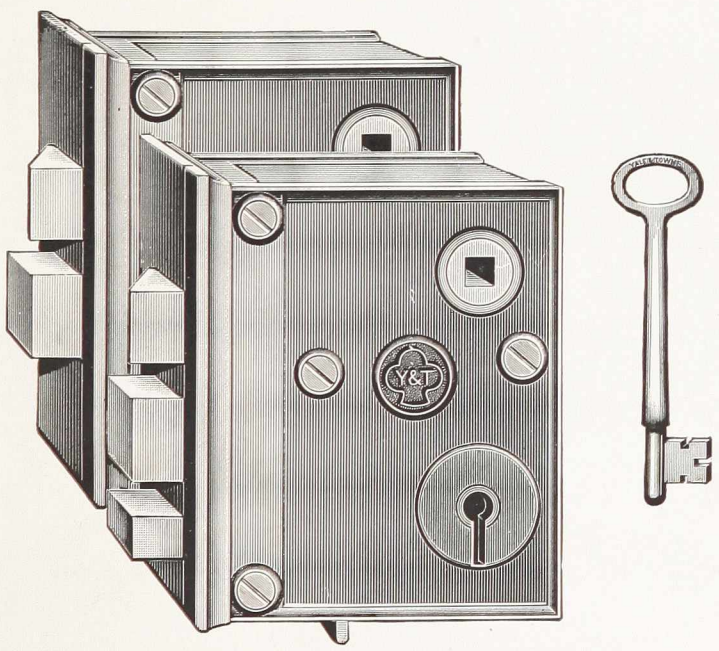

Nos. 970, 980 and 5970 series

No. 5970 lock

Master-keyed as No. 970 series above.

Bronze case 4¼ x 3½ x ⅞ inches

Backset 2⅝ inches. **Hub:** 5/16 inch, bronze.

Spacing 2⅛ inches. **Bronze** inside parts.

Keys: bronze, from blank as below. Drop forged bronze, from No. B51 blank when master-keyed.

No.	One key	Tumblers	Changes
5970	From No. 434 blank	3	36

½ dozen in a paper box with screws and No. DT812 bronze key plates.

Rim Knob Locks

Cuts half size

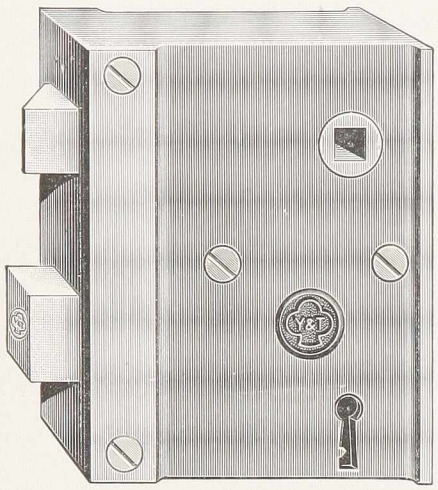

No. 5790 series



No. 5790 series

Not master-keyed

Brass case 4 x 3¼ x ¾ inches

Backset 2½ inches.
Spacing 2½ inches.
Hub: 5/16 inch, brass.
Brass inside parts.
For doors opening in of either hand. For doors opening out (reverse bevel) to order only.

No.	One key	Tumblers	Changes
5790	Brass, from No. 405 blank	3	36
5791	" " " " . . .	1	12

½ dozen in a paper box with screws and No. DP812 brass key plates.

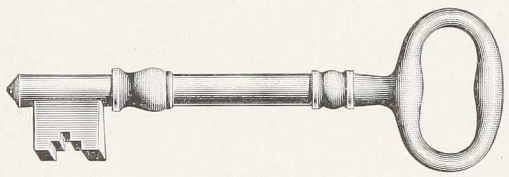

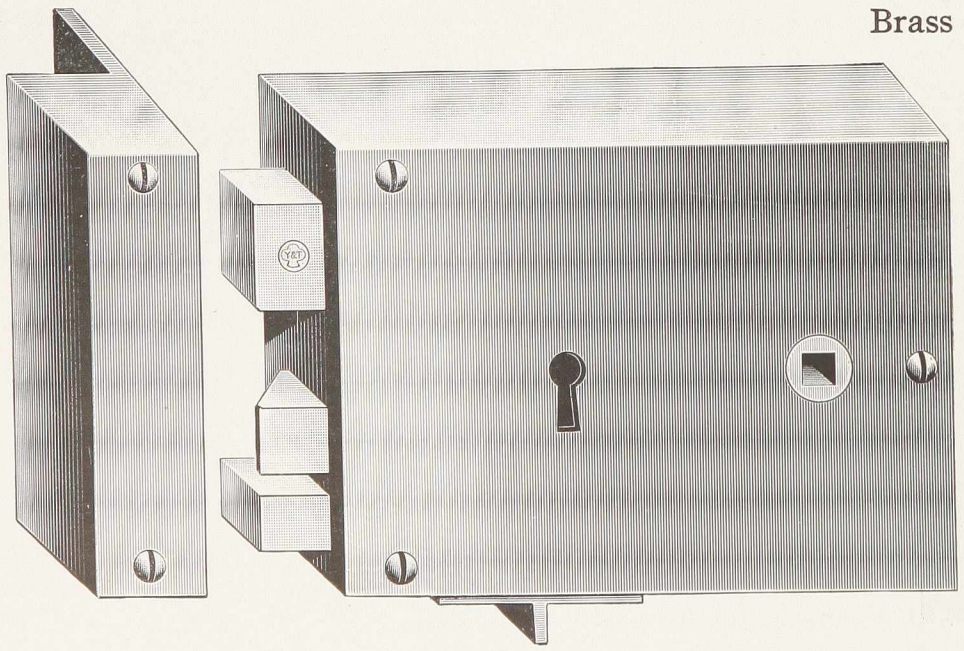

No. 5939 lock

No. 5939 lock

Not master-keyed

Especially designed for interior doors of Colonial houses

Brass case 4⅜ x 6 x 1 inches

Backset: key, 2¼ inches; knob, 4⅝ inches.

Iron bolts and 5/16 inch hub.

Strike: Brass, 4⅜ x 1 3/16 x 1 inches, 1¼ inch lip.

Keys: Unfinished iron, to simulate age, 4⅞ inches long, from No. 267 blank.

For doors: Specify hand when ordering. *Not adapted* to doors opening in (reverse bevel).

Operation: Latch bolt by knob from both sides, dead bolt by key from either side. Third bolt by brass slide from inside.

No.	Tumblers	Changes
5939	3	54

½ dozen in a paper box with screws.

YALE

Cuts half size

Rim Knob Locks

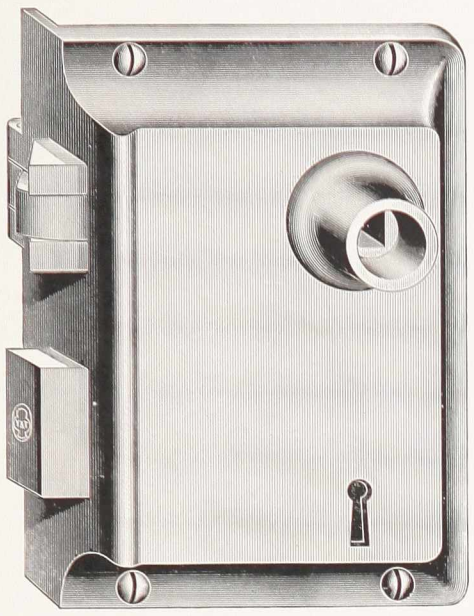

No. 5770 lock



No. 5770 lock

For ship use, etc.

Master-keyed in one set of 1890 locks, all different with a master-key to pass all locks and in sets with other locks using master-keys from No. S51½ blank. For further information concerning master-keyed locks, see page 97

Bronze case 5½ x 4 x 1 inches

Backset 2¾ inches. **Anti-friction** latch bolt.
Spacing 2½ inches. **Bronze** inside parts and ⅜ inch hub.
Keys: Nickel plated solid steel, from blank as below.
For doors opening in, specify hand when ordering. *Not adapted* to doors opening out (reverse bevel).

No.	One key	Tumblers	Changes
5770	From No. S51 blank	3	54

Each in a paper box with screws and No. DT812 bronze key plates.





YALE No. 81¼ lock

For heavy doors



No. 81¼ lock

Master-keyed in one set of any number of changes usually required, all different, with a master-key to pass all locks; or in any number of sets required, each set having any number of changes, all changes different with master-key to pass the locks in each set, and a grand master-key to pass all the locks. Can be master-keyed with any other Yale locks using the same type of cylinder. For further information concerning master-keyed locks, see page 97.

Japanned iron case 6½ x 4¾ x 1⅛ inches

Backset 3½ inches.
Spacing 3¼ inches. **Malleable** iron strike.
Bronze cylinders, bolts and ⅜ inch hub.
Keys: 3 paracentric, nickel-bronze, coined, gold plated bows, from No. 8 blank. Five pin-tumblers. Changes practically unlimited.
For doors 1⅛ to 3 inches, opening in, specify hand when ordering. *Not adapted* to doors opening out (reverse bevel).

No.	Operation
81¼	Latch bolt by knob from both sides. Dead bolt by key from either side.

Each in a paper box with screws.

Cuts half size

Rim Knob Locks

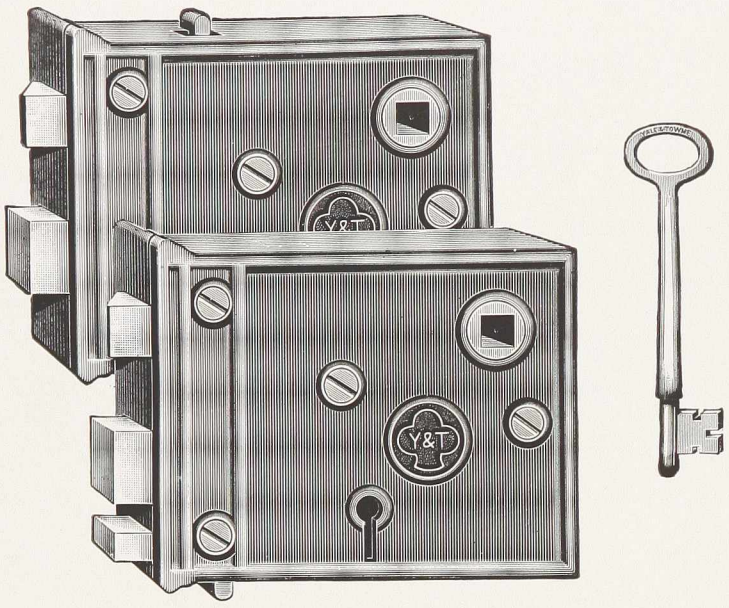

No. 900 series

No. 900 series

Not master-keyed

Japanned iron case 3¼ x 4 x ¾ inches

Backset: Key, 2 inches; knob, 3¼ inches. **Hub:** 5/16 inch, iron.
For doors opening in of either hand. For doors opening out (reverse bevel) to order only.

With stop

No.	Malleable iron key	Tumblers	Changes	Bolts
900	1 tinned, No. 507	1	4	Iron (Brass plated)
902	1 " "	1	4	Iron
	Solid steel key			
904	1 nickel plated, from No. S240 blank	1	4	Iron (Brass plated)
906	1 " " "	1	4	Iron
908	1 " " "	1	4	Brass

With slide bolt

	Malleable iron key	Tumblers	Changes	Bolts
901	1 tinned, No. 507	1	4	Iron (Brass plated)
903	1 " "	1	4	Iron
	Solid steel key			
905	1 nickel plated, from No. S240 blank	1	4	Iron (Brass plated)
907	1 " " "	1	4	Iron
909	1 " " "	1	4	Brass

½ dozen in a paper box with screws and japanned key plates; 10 dozen in a case; gross weight, No. 900 series 175 lbs., No. 901 series 182 lbs.



No. 910 series

No. 910 series

Not master-keyed

Japanned iron case 3¼ x 4¼ x ¾ inches

Backset: Key, 2 inches; knob, 3¼ inches. **Hub:** 5/16 inch, iron.
For doors opening in of either hand. For doors opening out (reverse bevel) to order only.

With stop

No.	Malleable iron key	Tumblers	Changes	Bolts
910	1 tinned, No. 507	1	4	Iron (Brass plated)
912	1 " "	1	4	Iron
	Solid steel key			
914	1 nickel plated, from No. S240 blank	1	4	Iron (Brass plated)
918	1 " " "	1	4	Brass

With slide bolt

	Malleable iron key	Tumblers	Changes	Bolts
911	1 tinned, No. 507	1	4	Iron (Brass plated)
913	1 " "	1	4	Iron
	Solid steel key			
915	1 nickel plated, from No. S240 blank	1	4	Iron (Brass plated)
919	1 " " "	1	4	Brass

½ dozen in a paper box with screws and japanned key plates; 10 dozen in a case; gross weight, No. 910 series 193 lbs., No. 911 series 200 lbs.

YALE

Cuts half size

Rim Knob Locks



No. 930 series

No. 930 series

Not master-keyed

Japanned iron case 3¾ x 5 x ¾ ins.

Hub: 5/16 inch, iron.

Backset: Key, 2⅛ inches; knob, 4¼ inches.

Keys: 1 tinned malleable iron, No. 522, for Nos. 930 and 931; 1 nickel plated solid steel, from No. S150 blank, for Nos. 932 and 933.

For doors opening in of either hand. For doors opening out (reverse bevel) to order only.

With stop

No.	Tumblers	Changes	Bolts
930	1	12	Iron
932	1	12	Brass

With slide bolt

	Tumblers	Changes	Bolts
931	1	12	Iron
933	1	12	Brass

½ dozen in a paper box with screws and japanned key plates; 10 dozen in a case; gross weight 240 lbs.

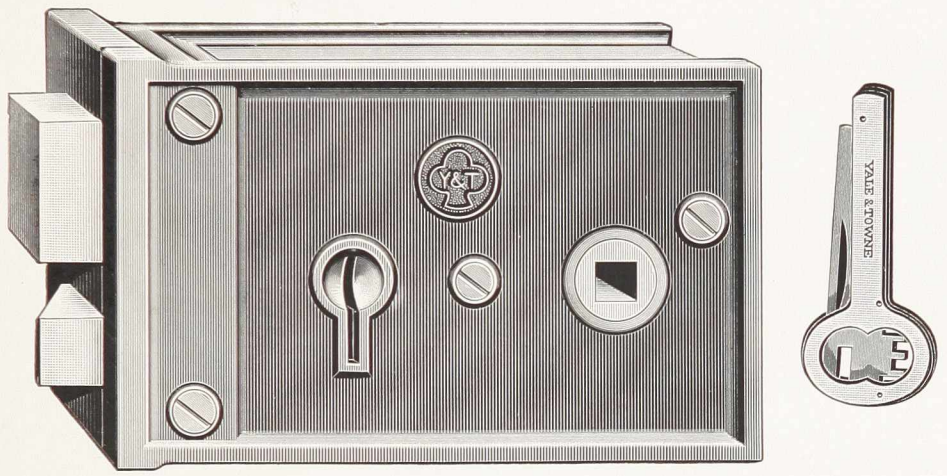

No. 940 series

No. 940 series

Not master-keyed

Japanned iron case 4 x 6 x 1 ins.

Hub: 5/16 inch, iron.

Backset: Key, 2¼ inches; knob, 4⅞ inches.

Keys: 1 nickel plated steel folding, from No. 291 blank.

For doors opening in of either hand. For doors opening out (reverse bevel) to order only.

No.	Tumblers	Changes	Bolts
940	3	24	Iron
941	1	12	"

½ dozen in a paper box with screws and japanned key plates.

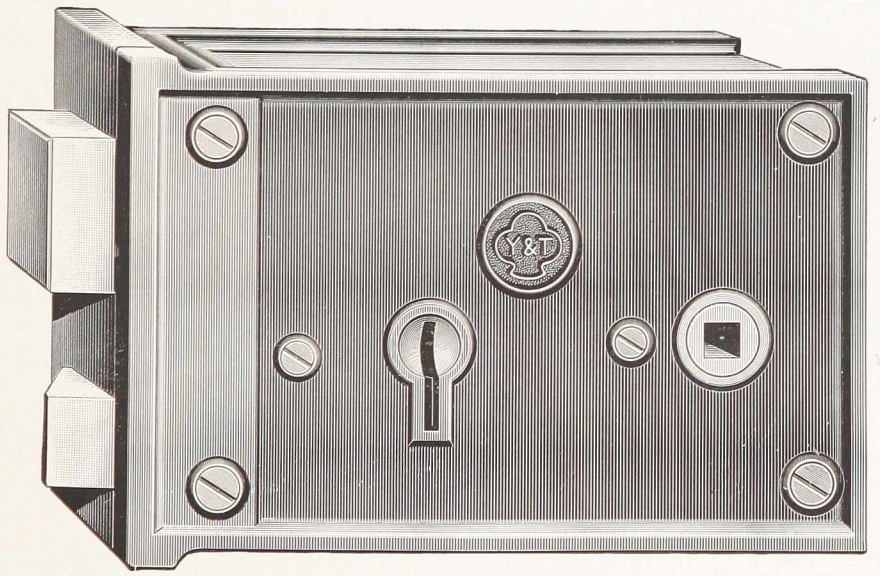

No. 945 series

No. 945 series

Not master-keyed

Japanned iron case 4⅞ x 7 x 1 ins.

Hub: 5/16 inch, iron.

Backset: Key, 2⅞ inches; knob, 5½ inches.

Keys: 1 nickel plated steel folding, from No. 289 blank.

For doors opening in of either hand. For doors opening out (reverse bevel) to order only.

No.	Tumblers	Changes	Bolts
945	3	24	Iron
946	1	12	"

½ dozen in a paper box with screws and japanned key plates.

Cuts half size

Cuts half size

Rim Knob Locks

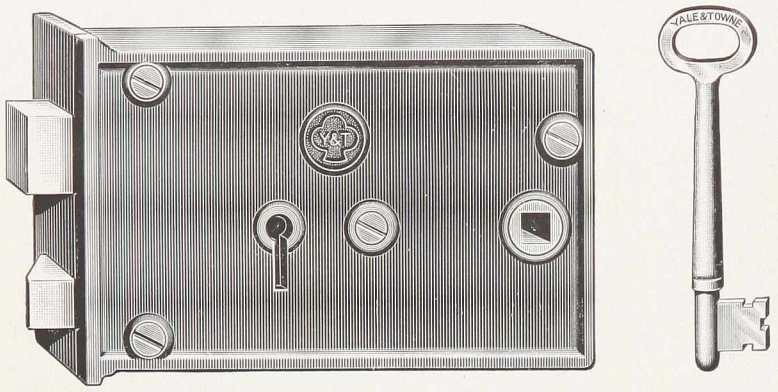

No. 921 series

No. 921 series

Not master-keyed

Japanned iron case 3¼ x 4⅞ x ¾ inches

Hub: 5/16 inch, iron.

Backset: Key, 1⅞ inches; knob, 4¼ inches.

Keys: 1 nickel plated solid steel, from No. S150 blank.

For doors opening in of either hand. For doors opening out (reverse bevel) to order only.

No.	Stop	Tumblers	Changes	Bolts
921	Without	1	12	Brass
922	With	1	12	"

½ dozen in a paper box with screws and japanned key plates; 10 dozen in a case; gross weight 240 lbs.



No. 923 lock

No. 923 lock

Not master-keyed

Japanned iron case 3¼ x 4⅞ x ¾ inches

Hub: 5/16 inch, iron.

Backset: Key, 1⅞ inches; knob, 4¼ inches.

Keys: 1 nickel plated solid steel, from No. S150 blank.

For doors opening in of either hand. For doors opening out (reverse bevel) to order only.

No.	With	Tumblers	Changes	Bolts
923	Slide bolt	1	12	Brass

½ dozen in a paper box with screws and japanned key plates; 10 dozen in a case; gross weight 260 lbs.



No. 924 lock

No. 924 lock

Not master-keyed

Japanned iron case 3½ x 5½ x ¾ inches

Hub: 5/16 inch, iron.

Backset: Key, 1⅞ inches; knob, 4⅜ inches.

Keys: 1 nickel plated brass, from No. 407 blank.

For doors opening in of either hand. For doors opening out (reverse bevel) to order only.

No.	Without	Tumblers	Changes	Bolts
924	Stop	1	12	Brass

½ dozen in a paper box with screws and japanned key plates; 10 dozen in a case; gross weight 268 lbs.

YALE

Cuts half size

Rim Latch Locks



With turn knob



With slide knob



With drawback knob

YALE No. 86¼ series

Double-throw dead bolt

Master-keyed as No. 83¼ lock on following page.

Japanned iron case 4⅛ x 5 x 1¼ inches

Backset: Outside cylinder, 2¾ inches; inside cylinder, 1½ inches; knob, 3⅝ inches.

Bronze cylinders, bolts and knob.

Keys: 3 paracentric, nickel-bronze, coined, gold plated bows, from No. 8 blank. Five pin-tumblers. Changes practically unlimited.

With turn knob

For doors 1⅛ to 3 inches, opening in, specify hand when ordering. For doors opening out (reverse bevel) to order only. No. 86¼T for iron doors up to 1 inch, always specify thickness. Has machine screws for attaching.

Operation: Latch bolt by key from outside, by turn knob from inside. Dead bolt by key from either side; a second turn of key accomplishes the double-throw.

No.	Outside cylinder	Inside cylinder
86¼	Buffed bronze	Buffed bronze
86¼A	Nickel plated	" "
86¼T	Bronze (Tubular)*	" "

*Has flush tubular cylinder attached to cap.

With slide knob

For doors 1⅛ to 3 inches, opening in, specify hand when ordering. For doors opening out (reverse bevel) to order only.

Operation: Latch bolt by key from outside, by slide knob from inside. Dead bolt by key from either side; a second turn of key accomplishes the double-throw.

No.	Outside cylinder	Inside cylinder
86¼V	Buffed bronze	Buffed bronze
86¼VA	Nickel plated	" "

With drawback knob

For doors 1⅛ to 3 inches, opening in, specify hand when ordering. For doors opening out (reverse bevel) to order only.

Operation: Latch bolt by key from outside, by drawback knob from inside. Dead bolt by key from either side; a second turn of key accomplishes the double-throw.

No.	Outside cylinder	Inside cylinder
86¼P	Buffed bronze	Buffed bronze
86¼PA	Nickel plated	" "

Each in a paper box with screws and wooden block to protect flange.





Cuts half size

Rim Latch Locks





YALE No. 83¼ lock

Double-throw dead bolt

Master-keyed in one set of any number of changes usually required all different, with a master-key to pass all locks; or in any number of sets required, each set having any number of changes, all changes different, with master-key to pass the locks in each set, and a grand master-key to pass all the locks. Can be master-keyed with any other Yale locks using the same type of cylinder. For further information concerning master-keyed locks, see page 97.

Old copper finished iron case 3⅛ x 5½ x 1¼ inches

Backset: Outside cylinder, 2⅞ inches; inside cylinder, 1½ inches; knob, 4½ inches.
Hub: 5/16 inch, iron.

Bronze cylinders, bolts and knobs.
Keys: 3 paracentric, nickel-bronze, coined, gold plated bows, from No. 8 blank. Five pin-tumblers. Changes practically unlimited.
For doors ⅞ to 2½ inches, opening in, specify hand when ordering. For doors opening out (reverse bevel) to order only.

No.	Operation
83¼	Latch bolt by knob or lever handle from outside, by knob from inside. Dead bolt by key from either side; a second turn of key accomplishes the double-throw.

Each in a paper box with screws, trim and wooden block to protect flange.



No. 83¼ lock





YALE No. 84¼P lock

Double-throw dead bolt

Master-keyed as No. 83¼ lock above.

Old copper finished iron case 3¼ x 5 x 1⅜ inches

Backset: Outside cylinder, 2⅞ inches; inside cylinder, 1½ inches.

Bronze cylinders, bolts and drawback knob.
Keys: 3 paracentric, nickel-bronze, coined. gold plated bows, from No. 8 blank. Five pin-tumblers. Changes practically unlimited.
For doors ⅞ to 2½ inches, opening in, specify hand when ordering. For doors opening out (reverse bevel) to order only.

No.	Operation
84¼P	Latch bolt by key from outside, by drawback knob from inside. Dead bolt by key from either side; a second turn of key accomplishes the double-throw.

Each in a paper box with screws and wooden block to protect flange.



No. 84¼P lock

YALE

Cuts half size

Mortise Knob Latches

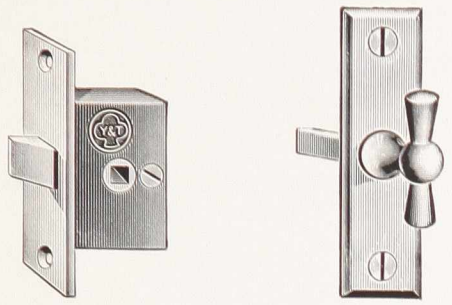

No. 1004 latch



No. 1008 latch

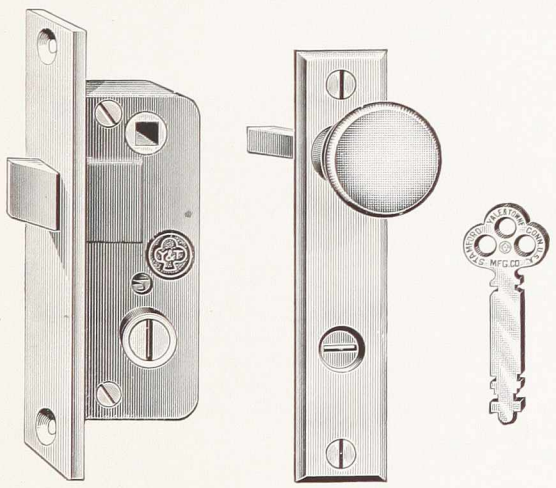

No. 269 series

No. 1004 series

Case as below

Bronze front, bolt and strike. **For doors** of either hand.
Operation: By Tee handle from *one* side only.

Bronze case 1¼ x ⅞ x ½ inches

Backsets: Regular, ½ inch; other backsets, ⅝ and ¾ inches, to special order and at an additional price.
Plain trim: One No. 47 Tee handle and one plate No. GR2045, 2¾ x 3¾ inches.

No.	Cast front	Rabbet	Spindle
1004	Flat, 2¼ x ⅝ inches		¼ inch
1004½	Rabbeted, 2¼ x ¾ inches	⅜ inch	"

Japanned iron case 1⅝ x 1⅛ x ⅜ inches

Backsets: Regular, ¾ inch; other backsets, 1⅛ and 1¾ inches, to special order and at an additional price.
Plain trim: One No. 47 Tee handle and one plate No. GR4145, 3 x 1 inches.

No.	Cast front	Rabbet	Spindle
1009	Flat, 2½ x ½ inches		¼ inch
1009½	Rabbeted, 2⅝ x ⅝ inches	⅜ inch	"

Japanned iron case 2¼ x 1½ x ½ inches

Backsets: Regular, 1 inch; other backset, 1⅜ inches, to special order and at an additional price.
Plain trim: One No. 58 Tee handle and one plate No. GR6255, 4 x 1⅛ inches.

No.	Cast front	Rabbet	Spindle
1008	Flat, 3⅝ x ¾ inches		5/16 inch
1008½	Rabbeted, 3⅝ x ¾ inches	⅜ inch	"

Japanned iron case 2¼ x 2⅛ x ½ inches

Backset 1¾ inches.

Plain trim: One No. 58 Tee handle and one plate No. GR6255, 4 x 1⅛ inches.

No.	Cast front	Rabbet	Spindle
1007	Flat, 3⅝ x ¾ inches		5/16 inch
1007½	Rabbeted, 3⅝ x ¾ inches	⅜ inch	"

One dozen in a paper box with screws and trim as ordered.

No. 269 series

Deadlocking

Bronze case 3 x 1¼ x ⅜ inches

Spacing 2 inches.

Backsets: Regular, ¾ inch; other backsets, 1, 1⅛, 1¼ and 1½ inches, to special order and at an additional price.
Bronze front, bolt, strike and ¼ inch hub.
Keys: 2 nickel plated flat steel, from No. 52 blank. 2 lever-tumblers. Changes, 12.
For doors: Specify hand when ordering.
Operation: By knob from *one* side, may be deadlocked by key.
Plain trim: ½ pair No. H421½ knobs and one escutcheon No. GR80, 4 x ⅞ inches.

No.	Cast front	Rabbet	Spindle
269	Flat, 4¼ x ⅝ inches		¼ inch
269½	Rabbeted, 4⅜ x ⅝ inches	7/16 inch	"

Each in a paper box with screws and trim as ordered.

Cuts half size

Mortise Knob Latches

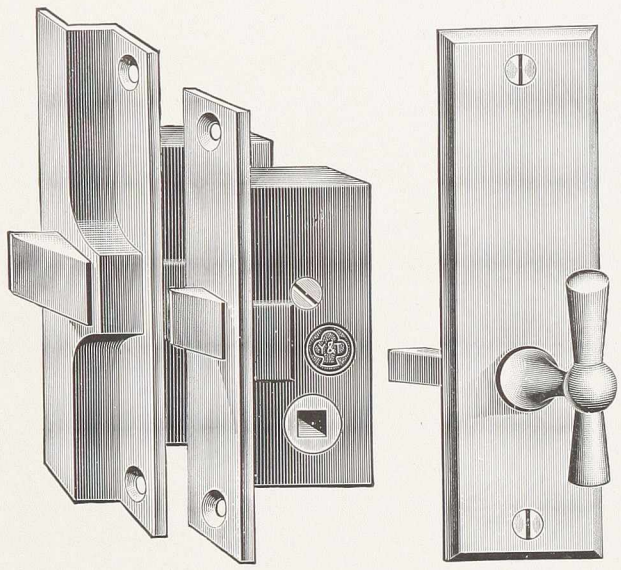

No. 1010 series

No. 1010 series

Japanned iron case as below

Bronze front, bolt, strike and 5/16 inch hub.
Flat cast front: 4 3/8 x 7/8 inches, for doors of either hand.
Rabbeted cast front: 4 5/8 x 1 inches with 7/16 inch rabbet, for doors of either hand.
Operation: By Tee handle, knob or lever handle from one side only.
Plain trim: One No. 58 Tee handle and one plate No. GR7154, 4 1/2 x 1 inches, for flat front; No. GR7554, 5 x 1 1/2 inches, for rabbeted front.

No.		Backset
	Flat cast front	
1010	Case, 2 7/8 x 1 1/4 x 1/2 inches	3/4 inch
1011	" 2 7/8 x 1 3/8 x 1/2 "	7/8 "
1012	" 2 7/8 x 1 1/2 x 1/2 "	1 "
1013	" 2 7/8 x 1 3/4 x 1/2 "	1 1/4 "
	Rabbeted cast front	
1010 1/2	Case, 3 3/8 x 1 1/4 x 1/2 inches	3/4 inch
1011 1/2	" 3 3/8 x 1 3/8 x 1/2 "	7/8 "
1012 1/2	" 3 3/8 x 1 1/2 x 1/2 "	1 "
1013 1/2	" 3 3/8 x 1 3/4 x 1/2 "	1 1/4 "

1/2 dozen in a paper box with screws and trim as ordered.

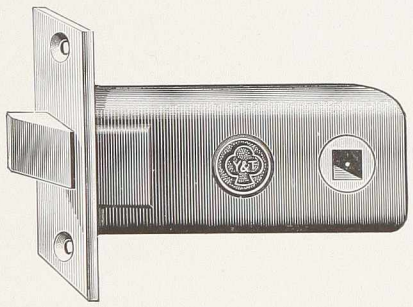

No. 0 series

No. 0 series

Japanned iron case 1 1/4 x 3 1/8 x 5/8 inches

Backset 2 1/2 inches. **Hub:** 5/16 inch, iron
Flat cast front: 2 3/4 x 3/4 inches, for doors of either hand.

No.	Front	Bolt	Strike
0	Lacquered iron	Iron	Steel
1005	Wheeled brass	Brass	Brass
1006	Buffed bronze	Bronze	Bronze

1/2 dozen in a paper box with screws; 12 dozen in a case; gross weight 140 lbs.

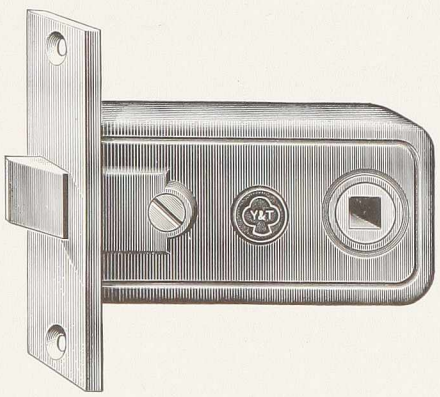

No. 1003 series

No. 1003 series

Japanned iron case 1 3/4 x 3 3/8 x 3/4 inches

Backsets: Regular, 2 3/4 inches; other backsets, 2 and 2 1/4 inches, to special order and at an additional price.
Hub: 5/16 inch, iron.
Bronze front, bolt and strike.
Easy-spring bolt.
For doors of either hand.

No.	Cast front	Rabbet	Bolt
1003	Flat, 3 1/2 x 7/8 inches	.....	Bronze
1003 1/2	Rabbeted, 3 3/8 x 1 inch	1/2 inch	"

1/2 dozen in a paper box with screws.

YALE

Cuts half size

Mortise Knob Latches



No. 1000 series

No. 1000 series

Japanned iron case 2½ x 3½ x ⅝ inches

Backsets: Regular 2¾ inches; other backsets, 2½ and 5¾ inches and from 2¾ to 5 inches by ¼ inches, to special order and at an additional price.

Bronze front, bolt and strike.

Flat cast front: 4¾ x 1⅛ inches, for doors of either hand.

Beveled cast front: 4¾ x 1⅛ inches, specify hand when ordering. Regular bevel, ⅛ in 2¼ inches.

No.	Bolt	Hub
1000	Easy-spring . .	5/16 inch, bronze
1000G	" . .	" Gun-spring (page 237)

½ dozen in a paper box with screws.



No. 1000½ series

No. 1000½ series

Japanned iron case 2½ x 3½ x ⅝ inches

Backsets as No. 1000 series above.

Bronze front, bolt and strike.

Rabbeted cast front: 4¾ x 1¼ inches with ½ inch rabbet, for doors of either hand.

No.	Bolt	Hub
1000½	Easy-spring . .	5/16 inch, bronze
1000½G	" .	" Gun-spring (page 237)

½ dozen in a paper box with screws.



No. 2030 latch

No. 2030 latch

For fire house doors, etc.

Japanned iron case 2½ x 3½ x 1 inches

Backset 2¾ inches.

Bronze front, bolt and strike.

Flat cast front: 5⅝ x 1⅝ inches, for doors of either hand.

Beveled cast front: 5⅝ x 1⅝ inches, specify hand when ordering. Regular bevel, ⅛ in 2¼ inches.

No.	Bolt	Hub
2030	Anti-friction	⅜ inch, bronze

Each in a paper box with screws.

Cuts half size

Mortise Knob Latches



No. 1002 latch

No. 1002 latch

Japanned iron case 3¼ x 2¼ x ⅝ inches

Backsets: Regular, 1½ inches; other backsets, 1⅛ and 1¼ inches, to special order and at an additional price.
Bronze front, bolt and strike.
Flat cast front: 5½ x ⅞ inches, for doors of either hand.
Beveled cast front: 5½ x ⅞ inches, specify hand when ordering. Regular bevel, ⅛ in 2¼ inches.

No.	Bolt	Hub
1002	Bronze	5/16 inch, bronze

½ dozen in a paper box with screws.



No. 1001 series

No. 1001 series

Japanned iron case 2⅝ x 2¾ x ⅝ inches

Backsets: Regular, 2 inches; other backsets, 2¾ and 3 inches, to special order and at an additional price.
Bronze front, bolt and strike.
Flat cast front: 4¾ x ⅞ inches, for doors of either hand.
Beveled cast front: 4¾ x ⅞ inches, specify hand when ordering. Regular bevel, ⅛ in 2¼ inches.

No.	Bolt	Hub
1001	Easy-spring	5/16 inch, bronze
1001G	" . .	" Gun-spring (page 237)

½ dozen in a paper box with screws.

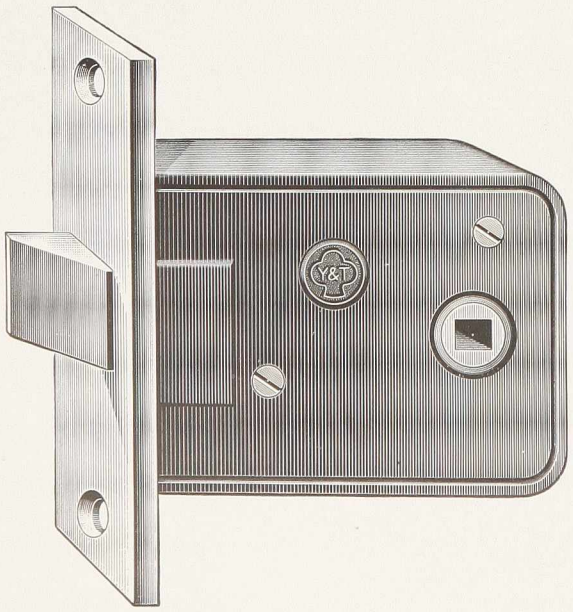

No. 1029 latch

No. 1029 latch

For fire house doors, etc.

Japanned iron case 3 x 4 x ¾ inches

Backset 3¼ inches.

Bronze front, bolt and strike.
Flat cast front: 5¼ x 1⅛ inches, for doors of either hand.
Beveled cast front: 5¼ x 1⅛ inches, specify hand when ordering. Regular bevel, ⅛ in 2¼ inches.

No.	Bolt	Hub
1029	Easy-spring	5/16 inch, bronze

Each in a paper box with screws.

YALE

Cuts half size

Communicating Door Locks



No. 1518 series

No. 1518 series

Japanned iron case 3½ x 3½ x ⅝ inches

Backset 2¾ inches. **Easy-spring** latch bolt.

Spacings: Outside, knob only; inside, 2¼ inches.

Hubs: Iron, 5/16 inch for knob, 3/16 inch for thumb-turn.

Flat cast front: 5⅜ x 1 inches, for doors of either hand. Can be furnished with dust-proof strike to special order and at an additional price.

Operation: Latch bolt by knob from both sides. Dead bolt by No. 35 thumb-turn from *one* side only.

No.	Front	Bolts	Strike
1518	Brass	Brass	Brass
1519	Bronze	Bronze	Bronze

½ dozen in a paper box with screws.



No. 1528 series

No. 1528 series

Japanned iron case 4½ x 3⅜ x ⅝ inches

Backset 2¾ inches. **Easy-spring** latch bolt.

Spacings: Outside, 1¾ inches; inside, 1¾ inches, thumb-turn above knob.

Hubs: Iron, 5/16 inch for knob, 3/16 inch for thumb-turn.

Flat cast front: 6½ x 1 inches, for doors of either hand. Can be furnished with dust-proof strike to special order and at an additional price.

Operation: Latch bolt by knob from both sides. Dead bolts by No. 35 thumb-turns from both sides, making it possible to deadlock independently from either side.

No.	Front	Bolts	Strike
1528	Brass	Brass	Brass
1529	Bronze	Bronze	Bronze

½ dozen in a paper box with screws.

Communicating Door Locks

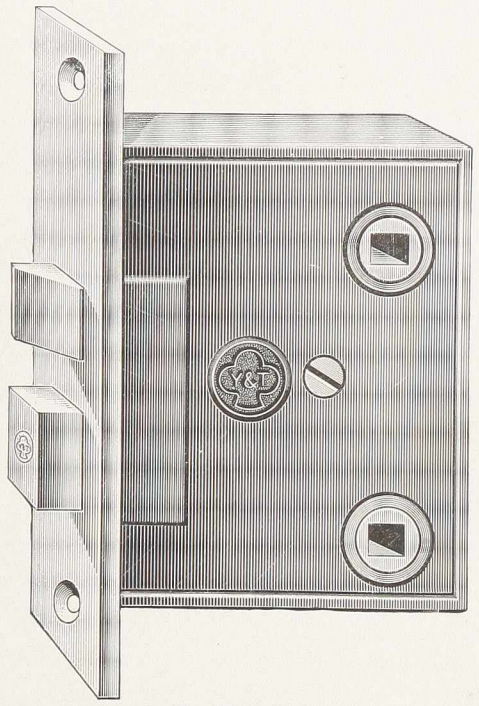

No. 1535 series

No. 1535 series

Japanned iron case 4⅜ x 3½ x ⅝ inches

Backsets: Regular, 2¾ inches; other backsets, 1¾, 2 and 2½ inches, to special order and at an additional price.

Spacings: Outside, knob only; inside, 2¾ inches.

Hubs: Bronze, 5/16 inch for knob and thumb-turn.

Flat cast front: 6⅛ x 1 inches, for doors of either hand.

Beveled cast front: 6⅛ x 1 inches, specify hand when ordering. Regular bevel, ⅛ in 2¼ inches.

Rabbeted cast front: 6⅛ x 1⅛ inches with ½ inch rabbet, specify hand when ordering.

Operation: Latch bolt by knob from both sides. Dead bolt by No. 55 thumb-turn from *one* side only.

No.	Front	Latch bolt	Strike
1535	Bronze, flat	Bronze, easy-spring	Bronze
1535½	" rabbeted	" "	"

½ dozen in a paper box with screws.

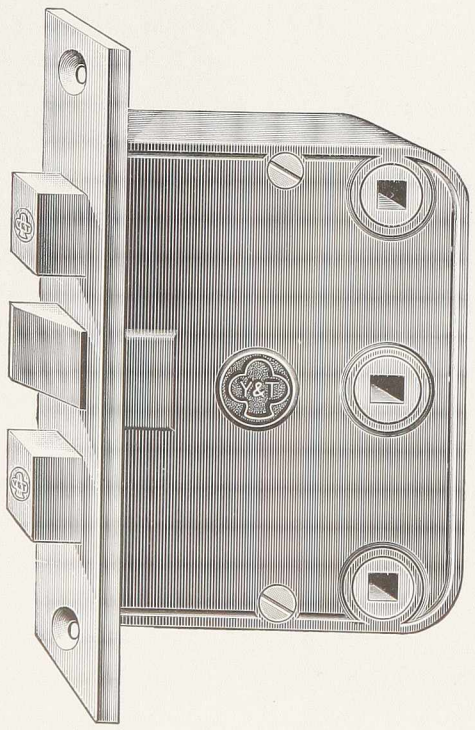

No. 1534 series

No. 1534 series

Japanned iron case 4⅝ x 3½ x ⅝ inches

Backsets: Regular, 2¾ inches; other backsets, 1¾ to 3¼ inches by ¼ inch, to special order and at an additional price.

Spacings: Outside, 1⅞ inches; inside, 1⅞ inches, thumb-turn above knob.

Hubs: Bronze, 5/16 inch for knob and thumb-turns.

Flat cast front: 6½ x 1 inches, for doors of either hand.

Beveled cast front: 6½ x 1 inches, specify hand when ordering. Regular bevel, ⅛ in 2¼ inches.

Rabbeted cast front: 6½ x 1 inches with ½ inch rabbet, specify hand when ordering.

Operation: Latch bolt by knob from both sides. Dead bolts by No. 55 thumb-turns from both sides, making it possible to deadlock independently from either side.

No.	Front	Latch bolt	Strike
1534	Bronze, flat	Bronze, easy-spring	Bronze
2534	" "	" anti-fraction	"
1534½	" rabbeted	" easy-spring	"

Each in a paper box with screws.

YALE

Communicating Door Locks

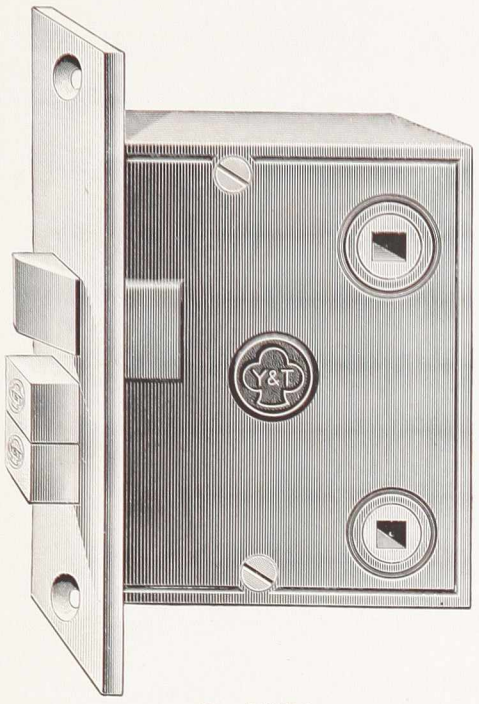

No. 1525 lock

No. 1525 lock

Split bolt

Japanned iron case 4⅜ x 3½ x ⅝ inches

Spacing 2¾ inches.

Backsets: Regular, 2¾ inches; other backset, 2½ inches, to special order and at an additional price.

Hubs: Bronze, 5/16 inch for knob and thumb-turns.

Flat cast front: 6⅛ x 1 inches, for doors of either hand.

Beveled cast front: 6⅛ x 1 inches, specify hand when ordering. Regular bevel, ⅛ in 2¼ inches.

Operation: Latch bolt by knob from both sides. Dead bolts by No. 55 thumb-turns from both sides, making it possible to deadlock independently from either side. "Lever Escapement" action on dead bolts.

No.	Front	Latch bolt	Strike
1525	Bronze, flat	Easy-spring	Bronze

Each in a paper box with screws.

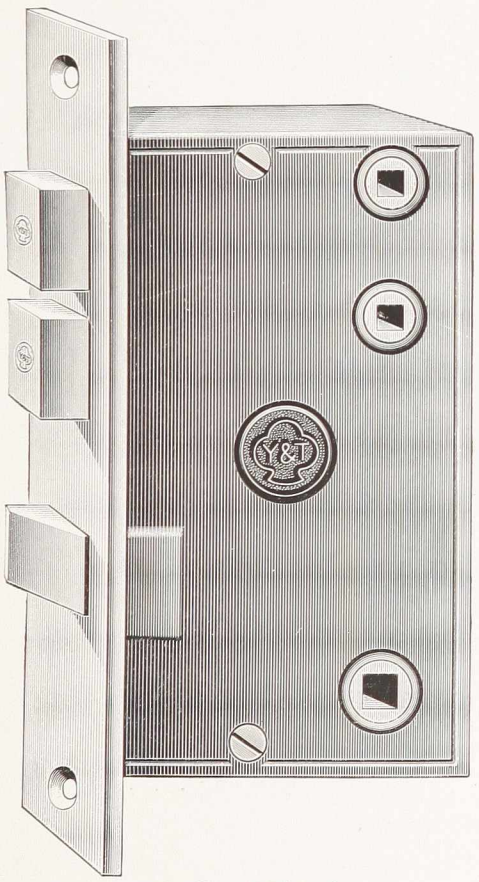

No. 1564 lock

No. 1564 lock

Japanned iron case 6 x 3⅜ x ¾ inches

Backset 2¾ inches.

Spacings: Outside, 4⅞ inches; inside, 3½ inches.

Hubs: Bronze, 5/16 inch for knob and thumb-turns.

Flat cast front: 8 x 1⅛ inches, for doors of either hand.

Beveled cast front: 8 x 1⅛ inches, specify hand when ordering. Regular bevel, ⅛ in 2¼ inches.

Operation: Latch bolt by knob from both sides. Dead bolts by No. 55 thumb-turns from both sides, making it possible to deadlock independently from either side.

No.	Front	Latch bolt	Strike
1564	Bronze, flat	Easy-spring	Bronze

Each in a paper box with screws.

Cuts half size

Communicating Door Locks

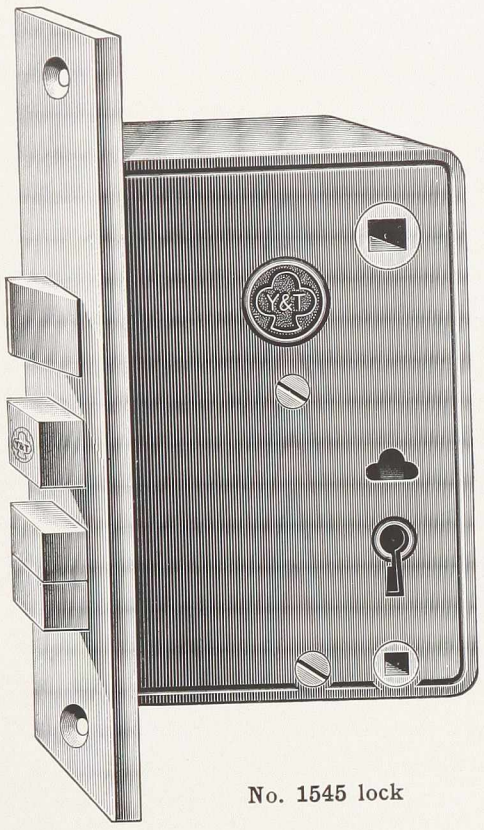

No. 1545 lock

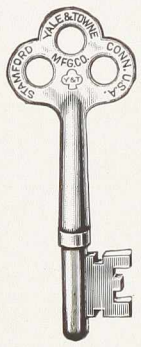

No. 1545 lock

For hotel suites, etc.

Master-keyed in one set of 1890 locks, all different, with a master-key to pass all locks; or in sets with other locks using master-keys from No. S55½ blank. For further information concerning master-keyed locks, see page 97.

Japanned iron case 5 x 3½ x ¾ inches

Backset 2¾ inches. **Spacing** 2¾ and 4 inches.

Hubs: Bronze, 5/16 inch for knob, 3/16 inch for thumb-turns.

Keys: 1 nickel plated solid steel, from No. S55 blank. Three lever-tumblers. Changes, 54.

Flat cast front: 7⅜ x 1⅛ inches, for doors of either hand.

Beveled cast front: 7⅜ x 1⅛ inches, specify hand when ordering. Regular bevel, ⅛ in 2¼ inches.

Operation: Latch bolt by knob from both sides. Dead bolts by No. 35 thumb-turns from both sides, making it possible to deadlock independently from either side.

Has the added function of a dead bolt operated by key from either side. Especially adapted to communicating doors of suites in hotels and office buildings, giving the person in authority absolute control of these doors.

No.	Front	Latch bolt	Strike
1545	Bronze	Bronze, easy-spring	Bronze

Each in a paper box with screws.

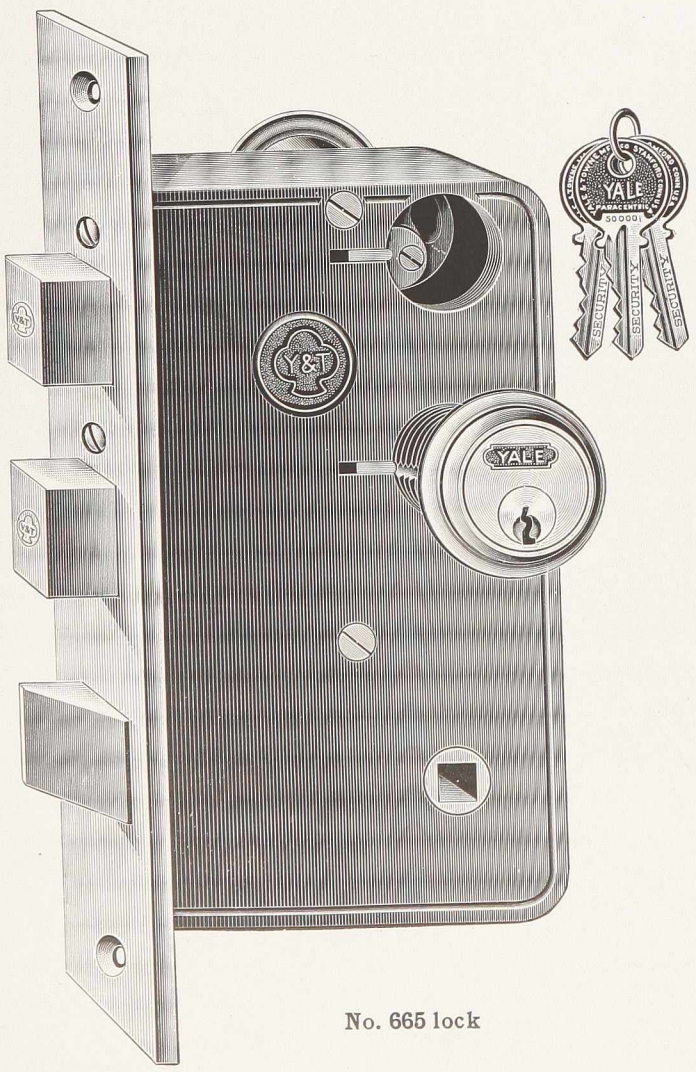

No. 665 lock

YALE

No. 665 lock

For office buildings, etc.

Master-keyed in one set of any number of changes usually required, all different, with a master-key to pass all locks; or in any number of sets required, each set having any number of changes, all changes different, with master-key to pass the locks in each set, and a grand master-key to pass all the locks. Can be master-keyed with any other Yale locks using the same type of cylinder. For further information concerning master-keyed locks, see page 97.

Japanned iron case 7 x 4 x 1 inches

Backset 3 inches. **Bronze** cylinders, front, bolts, strike and ⅜ inch hub.

Spacings: Outside, 3 inches; inside, 5 inches.

Keys: 3 paracentric, nickel-bronze, coined, gold plated bows, from No. 8 blank. Five pin-tumblers. Changes practically unlimited.

Flat cast front: 9¾ x 1⅜ inches, for doors of either hand.

Beveled cast front: 9¾ x 1⅜ inches, specify hand when ordering. Regular bevel, ⅛ in 2¼ inches.

Operation: Latch bolt by knob from both sides. Dead bolts by key from both sides, making it possible to deadlock independently from either side.

No.	Front and Strike	Latch bolt	For doors
665	Bronze	Bronze, easy-spring	1¾ to 2¼ inches

Each in a paper box with screws.

YALE

Cuts half size

French Window Locks

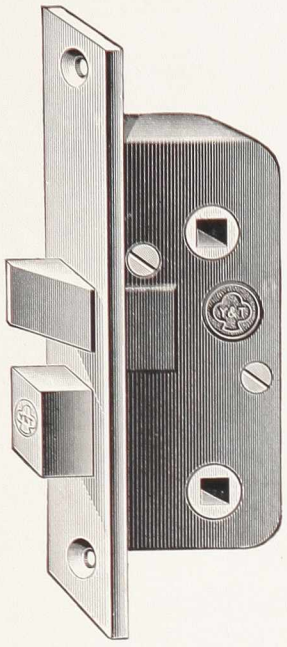

No. 1605 series

No. 1605 series

Japanned iron case as below

Easy-spring latch bolt

Spacing 2½ inches. **Bronze** front, bolts and strike.

Hubs: Bronze; 5/16 inch for knob, 3/16 inch for thumb-turn.

Flat cast front: 5⅝ x ⅞ inches, for doors of either hand.

Beveled cast front: 5⅝ x ⅞ inches, specify hand when ordering. Regular bevel, ⅛ in 2¼ inches.

Rabbeted cast front: 5⅝ x 1 inches with ½ inch rabbet, specify hand when ordering.

Operation: Latch bolt by knob or lever handle from one or both sides. Dead bolt by No. 35 thumb-turn from either side.

No.				
	Flat or beveled front			
1605	Case, 3⅞ x 1⅝ x ½ inches	. .	Backset	1 inch
1611	" 3⅞ x 2⅛ x ½ "	. . .	"	1½ "
1617	" 3⅞ x 2⅝ x ½ "	. .	"	2 "
	Rabbeted front			
1605½	Case, 3⅞ x 1⅝ x ½ inches	. .	Backset	1 inch
1611½	" 3⅞ x 2⅛ x ½ "	. . .	"	1½ "
1617½	" 3⅞ x 2⅝ x ½ "	. .	"	2 "

½ dozen in a paper box with screws.



Master-key

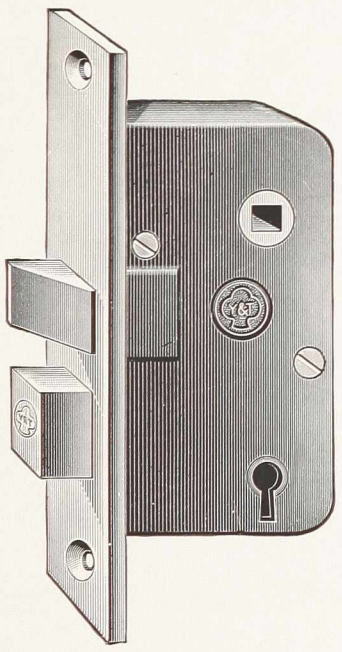



No. 1600 series

No. 1600 series

Master-keyed: Nos. 1600, 1600½, 1606, 1606½, 1612 and 1612½ in one set of 48 locks all different with a master-key to pass all locks; or in sets, not exceeding this quantity, with other locks using master-keys from No. S30½ blank. For further information concerning master-keyed locks, see page 97.

Japanned iron case as below

Easy-spring latch bolt.

Spacing 2½ inches. **Hub:** 5/16 inch, bronze.

Keys: 1 nickel plated solid steel, from No. S30 blank.

Flat cast front: 5⅝ x ⅞ inches, for doors of either hand.

Beveled cast front: 5⅝ x ⅞ inches, specify hand when ordering. Regular bevel, ⅛ in 2¼ inches.

Rabbeted cast front: 5⅝ x 1 inches with ½ inch rabbet, specify hand when ordering.

Operation: Latch bolt by knob or lever handle from one or both sides. Dead bolt by key from either side.

No.	Case	Backset	Tumblers	Changes	Front, bolt and strike
	Flat or beveled front				
1600	3⅞ x 1⅝ x ½ ins.	1 inch	3	18	Bronze
1601	"	"	1	12	"
1602	"	"	1	12	Lacquered iron
1603	"	"	1	12	Bronze plated iron
1606	3⅞ x 2⅛ x ½ ins.	1½ ins.	3	18	Bronze
1612	3⅞ x 2⅝ x ½ "	2 "	3	18	"
	Rabbeted front				
1600½	3⅞ x 1⅝ x ½ ins.	1 inch	3	18	Bronze
1601½	"	"	1	12	"
1602½	"	"	1	12	Lacquered iron
1603½	"	"	1	12	Bronze plated iron
1606½	3⅞ x 2⅛ x ½ ins.	1½ ins.	3	18	Bronze
1612½	3⅞ x 2⅝ x ½ "	2 "	3	18	"

½ dozen in a paper box with screws.

Mortise Knob Locks



No. 813 series



Master-key

No. 813 series

Master-keyed: Nos. 815 and 816 in one set of 36 locks all different with a master-key to pass all locks; or in sets, not exceeding this quantity, with other locks using master-keys from No. S345 blank. Nos. 813 and 814 in one set of 240 locks all different with a master-key to pass all locks or in sets with other locks using master-keys from No. S345 blank. For further information concerning master-keyed locks, see page 97.

Japanned iron case 3⅝ x 2¼ x ⅝ inches

Backset 1½ inches.

Spacing: 2¼ inches. **Hub:** 5/16 inch, iron.

Flat cast front: 5½ x ⅞ inches, for doors of either hand.

Keys: 1 nickel plated solid steel, from No. S140 blank

No.			Changes
	Cast bronze front and bolts		
813	Bronze plated steel strike	3 wrought lever-tumblers	36
815	" " " "	1 " " "	12
817	" " " "	1 cast " "	6
	Bronze plated steel front and iron bolts		
814	Bronze plated steel strike	3 wrought lever-tumblers	36
816	" " " "	1 " " "	12
818	" " " "	1 cast " "	6

½ dozen in a paper box, with screws, steel and brass front locks also with japanned key plates; 12 dozen in a case; gross weight 150 lbs.

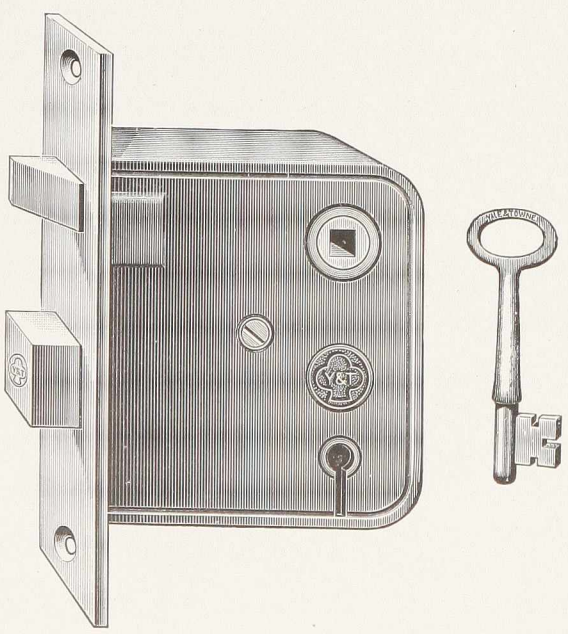

No. 800 series

No. 800 series

Master-keyed as No. 813 series above.

Japanned iron case 3⅝ x 3¼ x ⅝ inches

Backset 2½ inches.

Spacing: 2¼ inches. **Hub:** 5/16 inch, iron.

Flat cast front: 5½ x ⅞ for doors of either hand.

Keys: 1 tinned malleable iron No. M530 for No. 809 lock; and 1 nickel plated solid steel, from No. S140 blank for all other locks.

No.			Changes
	Cast bronze front and bolts		
800	Bronze plated steel strike	3 wrought lever-tumblers	36
801	" " " "	1 " " "	12
802	" " " "	1 cast " "	6
	Cast brass front and bolts		
810	Brass plated steel strike	3 wrought lever-tumblers	36
811	" " " "	1 " " "	12
812	" " " "	1 cast " "	6
	Bronze plated steel front and iron bolts		
804	Bronze plated steel strike	3 wrought lever-tumblers	36
806	" " " "	1 " " "	12
808	" " " "	1 cast " "	6
	Lacquered steel front and iron bolts		
807	Lacquered steel strike	1 cast lever-tumbler	6
809	" " "	1 " " "	4

½ dozen in a paper box with screws, steel and brass front locks also with japanned key plates; 12 dozen in a case; gross weight 165 lbs.

YALE

Mortise Knob Locks



No. 820 series





Master-key

No. 820 series

Master-keyed: Nos. 821, 825 and 826 in one set of 36 locks, all different, with a master-key to pass all locks; or in sets, not exceeding this quantity, with other locks using master-keys from No. S345 blank. Nos. 820, 823 and 824 in one set of 240 locks, all different, with a master-key to pass all locks; or in sets with other locks using master-keys from No. S345 blank. For further information concerning master-keyed locks, see page 97.

Japanned iron case 3½ x 3⅝ x ½ inches

Backset 2¾ inches. **Hub:** 5/16 inch, iron.
Spacing 2¼ inches. **Easy-spring** latch bolt.
Keys: 1 nickel plated solid steel, from No. S145 blank. Tumblers and changes as below.
Flat cast front: 5½ x 1 inches, for doors of either hand.

No.					Changes
	Cast bronze front and bolts				
820	Wrought bronze strike	3	wrought lever-tumblers		36
821	" " "	1	" " "		12
	Cast brass front and bolts				
823	Wrought brass strike	3	wrought lever-tumblers		36
825	" " "	1	" " "		12
	Bronze plated iron front and bolts				
824	Bronze plated steel strike	3	wrought lever-tumblers		36
826	" " " "	1	" " "		12

½ dozen in a paper box with screws, brass and steel front locks also with japanned key plates; 12 dozen in a case; gross weight 200 lbs.

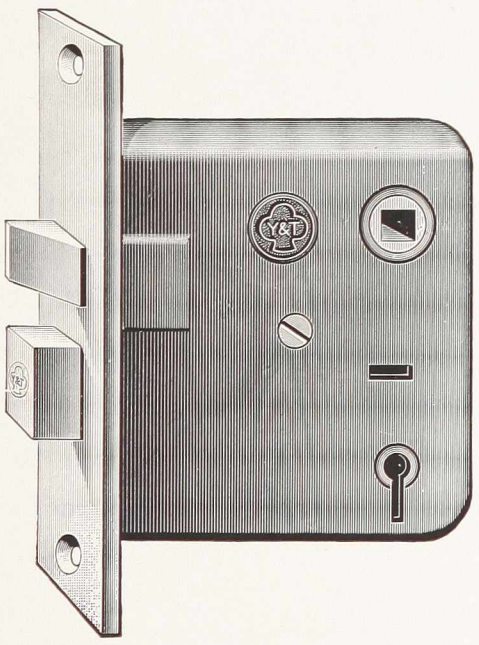

No. 822 series



No. 822 series

Not master-keyed

Japanned iron case 3½ x 3⅝ x 3½ inches

Backset 2¾ inches. **Hub:** 5/16 inch, iron.
Spacing 2¼ inches. **Easy-spring** latch bolt.
Keys: 1 nickel plated solid steel, from No. S145 blank. Tumblers and changes as below.
Flat cast front: 5½ x 1 inches, for doors of either hand.

No.				Changes
	Cast bronze front and bolts			
822	Wrought bronze strike	1	cast lever-tumbler	12
	Cast brass front and bolts			
827	Wrought brass strike	1	cast lever-tumbler	12
	Bronze plated iron front and bolts			
828	Bronze plated steel strike	1	cast lever-tumbler	12

½ dozen in a paper box with screws, brass and steel front locks also with japanned key plates; 12 dozen in a case; gross weight 200 lbs.

Cuts half size

Mortise Knob Locks

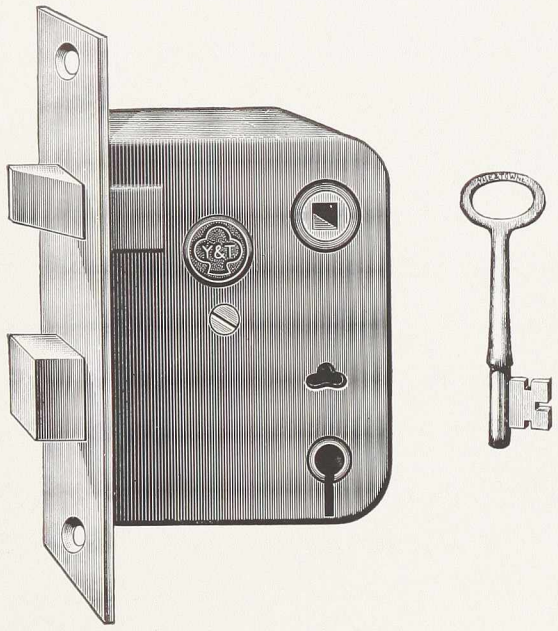

No. 870 series

No. 870 series

Not master-keyed

Brass plated steel case 3½ x 2¾ x ½ inches

Backset 2⅛ inches. **Hub:** 5/16 inch, iron.
Spacing 2¼ inches. **Easy-spring** latch bolt.
Keys: 1 nickel plated solid steel, from No. S140 blank. Tumblers and changes as below.
Flat wrought front: 5½ x 7/8 inches, for doors of either hand.

No.							Changes
	Wrought bronze front and cast bronze bolts						
870	Bronze plated steel strike			3	wrought	lever-tumblers	36
871	" " " "			1	"	"	12
	Wrought brass front and cast brass bolts						
873	Brass plated steel strike			3	wrought	lever-tumblers	36
875	" " " "			1	"	"	12
	Bronze plated steel front and iron bolts						
874	Bronze plated steel strike			3	wrought	lever-tumblers	36
876	" " " "			1	"	"	12

½ dozen in a paper box with screws; 12 dozen in a case; gross weight 125 lbs.



No. 880 series

No. 880 series

Not master-keyed

Brass plated steel case 3½ x 3¼ x ½ inches

Backset 2⅝ inches. **Hub:** 5/16 inch, iron.
Spacing 2¼ inches. **Easy-spring** latch bolt.
Keys: 1 nickel plated solid steel, from No. S140 blank. Tumblers and changes as below.
Flat wrought front: 5½ x 7/8 inches, for doors of either hand.

No.							Changes
	Wrought bronze front and cast bronze bolts						
880	Bronze plated steel strike			3	wrought	lever-tumblers	36
881	" " " "			1	"	"	12
882	" " " "			1	cast	"	12
	Wrought brass front and cast brass bolts						
883	Brass plated steel strike			3	wrought	lever-tumblers	36
885	" " " "			1	"	"	12
887	" " " "			1	cast	"	12
	Bronze plated steel front and iron bolts						
884	Bronze plated steel strike			3	wrought	lever-tumblers	36
886	" " " "			1	"	"	12
888	" " " "			1	cast	"	12

½ dozen in a paper box with screws; 12 dozen in a case; gross weight 150 lbs.

YALE

Cuts half size

Mortise Knob Locks



No. 1618 series



Master-key

No. 1618 series

Master-keyed in one set of 60 locks, all different, with a master-key to pass all locks; or in sets, not exceeding this quantity, with other locks using master-keys from No. S32½ blank. For further information concerning master-keyed locks, see page 97.

Japanned iron case 3⅞ x 2⅞ x ⅝ inches

Spacing 2½ inches.

Backsets: Regular, 2¼ inches; other backsets, 1½ and 1¾ inches, to special order and at an additional price.

Bronze front, bolts, strike and 5/16 inch hub.

Keys: 1 nickel plated solid steel, from No. S32 blank. Lever-tumblers and changes as below.

Flat cast front: 5½ x ¾ inches, for doors of either hand.

Beveled cast front: 5½ x ¾ inches, specify hand when ordering. Regular bevel, ⅛ in 2¼ inches.

Rabbeted cast front: 5½ x ⅞ inches with ½ inch rabbet, specify hand when ordering.

No.	Front	Latch bolt	Tumblers	Changes
1618	Flat	Easy-spring	3	40
1618½	Rabbeted	"	3	40

½ dozen in a paper box with screws.



No. 1620 series



No. 1620 series

Master-keyed in one set of 1500 locks, all different, with a master-key to pass all locks; or in sets as desired and with other locks using master-keys from No. S50½ blank. For further information concerning master-keyed locks, see page 97.

Japanned iron case 3½ x 3¼ x ⅝ inches

Spacing 2½ inches.

Backset 2¾ inches. **Bronze** front, bolts, strike and 5/16 inch hub.

Keys: 1 nickel plated solid steel, from No. S50 blank. Lever-tumblers and changes as below.

Flat cast front: 5¼ x 1 inches, for doors of either hand

Beveled cast front: 5¼ x 1 inches, specify hand when ordering. Regular bevel, ⅛ in 2¼ inches.

Rabbeted cast front: 5½ x 1 inches with ½ inch rabbet, specify hand when ordering.

No.	Front	Latch bolt	Tumblers	Changes
1620	Flat	Easy-spring	3	54
1621	"	"	1	24
1620½	Rabbeted	"	3	54
1621½	"	"	1	24

½ dozen in a paper box with screws.

Cuts half size

Mortise Knob Locks



No. 832 series

No. 832 series

Especially adapted for use with knob rose and key plate

Not master-keyed

Japanned iron case 4⅛ x 3¼ x ⅝ inches

Backset 2½ inches.

Spacing 2¾ inches. **Hub:** 5/16 inch, iron.

Keys: 1 nickel plated solid steel, from No. S140½ blank. Tumblers and changes as below.

Flat cast front: 6 x ⅞ inches, for doors of either hand.

No.	Cast bronze front and bolts	Changes
832	Bronze plated steel strike 3 wrought lever-tumblers	36
834	" " " " 1 " "	12
	Cast brass front and bolts	
833	Brass plated steel strike 3 wrought lever-tumblers	36
835	" " " " 1 " "	12

½ dozen in a paper box with screws; 12 dozen in a case; gross weight 250 lbs.

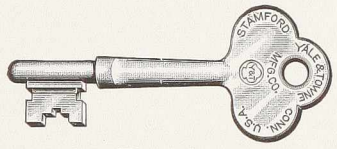

Master-key

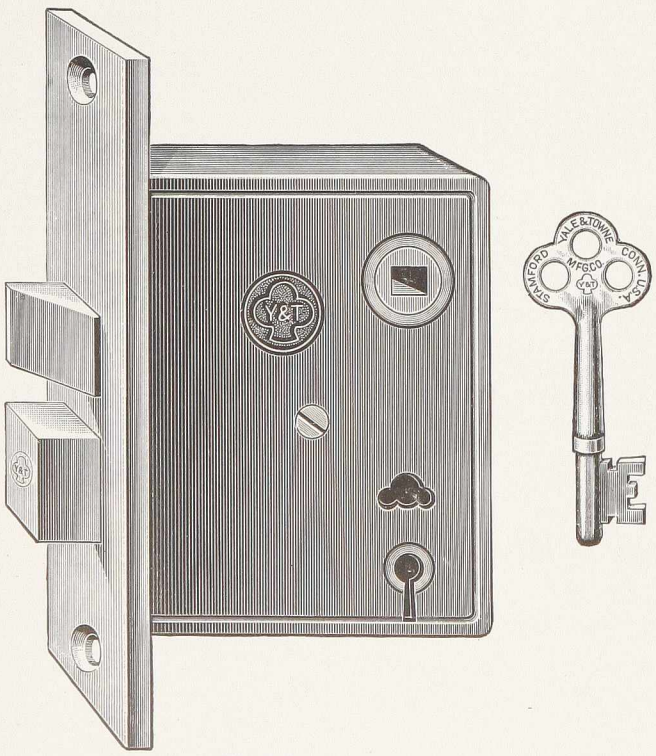

No. 1475 series

No. 1475 series

Master-keyed in one set of 1890 locks, all different, with a master-key to pass all locks; or in sets as desired and with other locks using master-keys from No. S55½ blank. For further information concerning master-keyed locks, see page 97.

Japanned iron case 4⅜ x 3½ x ¾ inches

Backsets: Regular, 2¾ inches; other backset, 2 inches to special order and at an additional price.

Spacing 2¾ inches. **Easy-spring** latch bolt.

Bronze front, bolt, strike and 5/16 inch hub.

Keys: 1 nickel plated solid steel, from No. S55 blank. Five lever-tumblers. Changes, 54.

Flat cast front: 6⅝ x 1⅛ inches, for doors of either hand.

Beveled cast front: 6⅝ x 1⅛ inches, specify hand when ordering. Regular bevel, ⅛ in 2¼ inches.

Rabbeted cast front: 6⅝ x 1¼ inches with ½ inch rabbet, specify hand when ordering.

No.	Cast bronze front and bolts	
1475	Flat front . . Hub; 5/16 inch, bronze	
1475G*	" " . " "	Gun-spring (page 237)
1475½	Rabbeted front " "	bronze

*Gun-spring hub (page 237).

½ dozen in a paper box with screws.

Cuts half size

Mortise Knob Locks

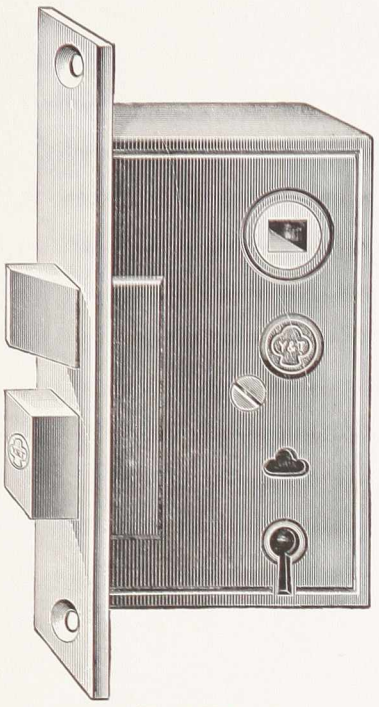

No. 1503 series





Master-key

No. 1503 series

Master-keyed in one set of 1890 locks, all different, with a master-key to pass all locks; or in sets as desired and with other locks using master-keys from No. S50½ blank. For further information concerning master-keyed locks, see page 97.

Japanned iron case 4¼ x 2⅝ x ⅝ inches

Spacing 2¾ inches.

Backsets: Regular, 1⅞ inches; other backsets, 1¼, 1⅜, 1½, 1⅝ and 2 inches, to special order and at an additional price.

Bronze front, bolts, strike and 5/16 inch hub.

Keys: 1 nickel plated solid steel, from No. S50 blank. Lever-tumblers and changes as below.

Flat cast front: 6⅛ x 1 inches, for doors of either hand. Can be furnished with dust-proof strike, to special order and at an additional price.

Beveled cast front: 6⅛ x 1 inches, specify hand when ordering. Regular bevel, ⅛ in 2¼ inches.

Rabbeted cast front: 6 x 1 inches with ½ inch rabbet, specify hand when ordering.

No.	Front	Latch bolt	Tumblers	Changes
1503	Flat	Easy-spring	3	54
1503G*	"	"	3	54
1503½	Rabbeted	"	3	54

*Gun-spring hub (page 237).

½ dozen in a paper box with screws.

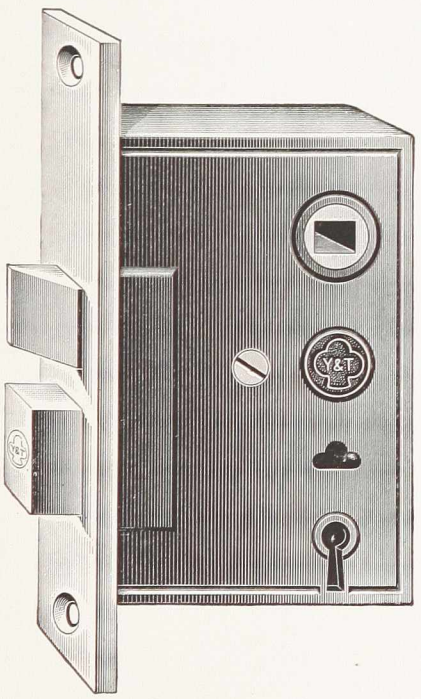

No. 1502 series



No. 1502 series

Master-keyed in one set of 1890 locks, all different, with a master-key to pass all locks; or in sets as desired and with other locks using master-keys from No. S50½ blank. For further information concerning master-keyed locks, see page 97.

Japanned iron case 4¼ x 3 x ⅝ inches

Spacing 2¾ inches.

Backset 2¼ inches. **Bronze** front, bolts, strike and 5/16 inch hub.

Keys: 1 nickel plated solid steel, from No. S50 blank. Lever-tumblers and changes as below.

Flat cast front: 6¼ x 1 inches, for doors of either hand. Can be furnished with dust-proof strike, to special order and at an additional price.

Beveled cast front: 6¼ x 1 inches, specify hand when ordering. Regular bevel, ⅛ in 2¼ inches.

Rabbeted cast front: 6 x 1 inches with ½ inch rabbet, specify hand when ordering.

No.	Front	Latch bolt	Tumblers	Changes
1502	Flat	Easy-spring	3	54
2502	"	Anti-friction	3	54
1502½	Rabbeted	Easy-spring	3	54

½ dozen in a paper box with screws.

Cuts half size

Mortise Knob Locks

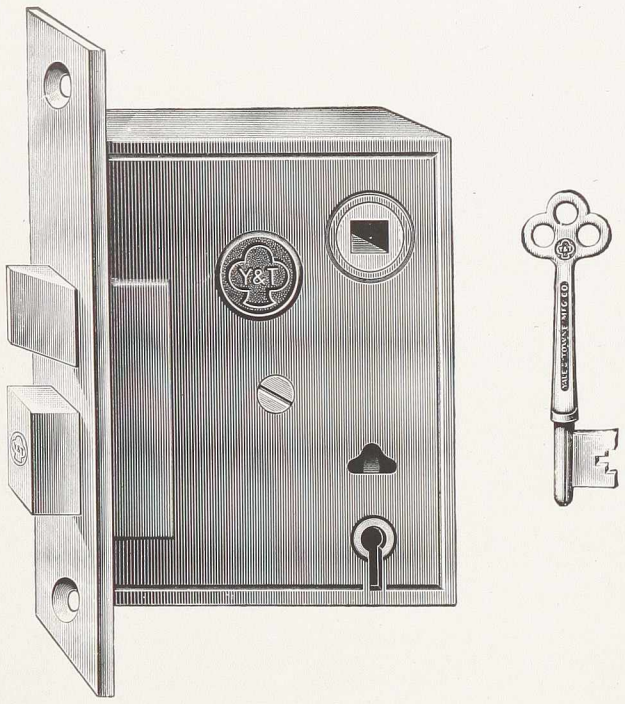

No. 1500 series



Master-key

No. 1500 series

Master-keyed in one set of 1890 locks, all different, with a master-key to pass all locks; or in sets as desired and with other locks using master-keys from No. S50½ blank. For further information concerning master-keyed locks, see page 97.

Japanned iron case 4¼ x 3½ x ⅝ inches

Spacing 2¾ inches.

Backsets: Regular, 2¾ inches; other backsets, from 2⅜ to 5 inches by ⅛ inch and 6 inches, to special order and at an additional price.

Bronze front, bolts, strike and 5/16 inch hub.

Keys: 1 nickel plated solid steel, from No. S50 blank. Lever-tumblers and changes as below.

Flat cast front: 6 x 1 inches, for doors of either hand. Can be furnished with dust-proof strike, to special order and at an additional price.

Beveled cast front: 6 x 1 inches, specify hand when ordering. Regular bevel, ⅛ in 2¼ inches.

Rabbeted cast front: 5⅞ x 1 inches with ½ inch rabbet, specify hand when ordering.

No.	Front	Latch bolt	Tumblers	Changes
1500	Flat	Easy-spring	3	54
1500G*	"	"	3	54
1501	"	"	1	24
2500	"	Anti-friction	3	54
2501	"	"	1	24
1500½	Rabbeted	Easy-spring	3	54
1501½	"	"	1	24
2500½	"	Anti-friction	3	54
2500½	"	"	1	24

*Gun-spring hub (page 237).

½ dozen in a paper box with screws.

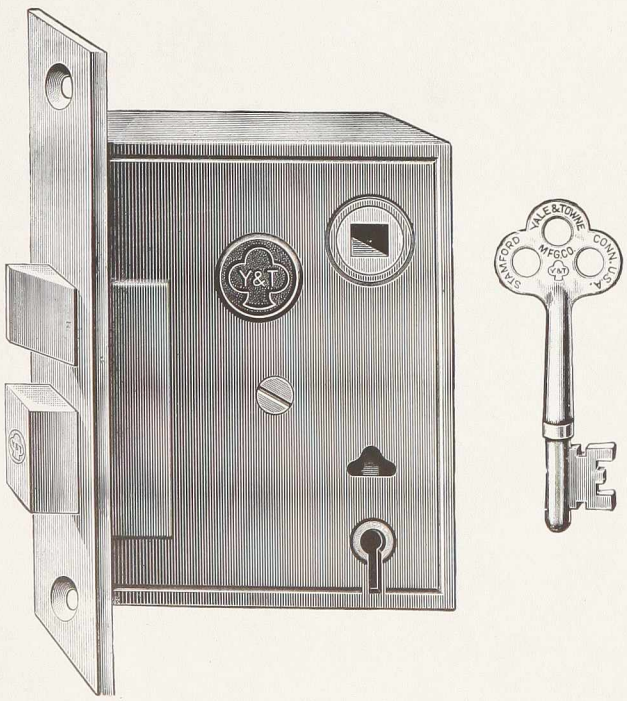

No. 1505 series

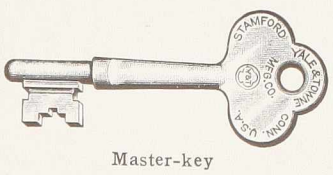

Master-key

No. 1505 series

Master-keyed in one set of 1890 locks, all different, with a master-key to pass all locks; or in sets as desired and with other locks using master-keys from No. S55½ blank. For further information concerning master-keyed locks, see page 97.

Japanned iron case 4¼ x 3½ x ⅝ inches

Spacing 2¾ inches.

Backsets as No. 1500 series above.

Bronze front, bolts, strike and 5/16 inch hub.

Keys: 1 nickel plated solid steel, from No. S55 blank. Lever-tumblers and changes as below.

Flat cast front as No. 1500 series above.

Beveled cast front as No. 1500 series above.

Rabbeted cast front as No. 1500 series above.

No.	Front	Latch bolt	Tumblers	Changes
1505	Flat	Easy-spring	3	54
1505G*	"	"	3	54
1505½	Rabbeted	"	3	54

*Gun-spring hub (page 237).

½ dozen in a paper box with screws.

YALE

Cuts half size

Mortise Knob Locks

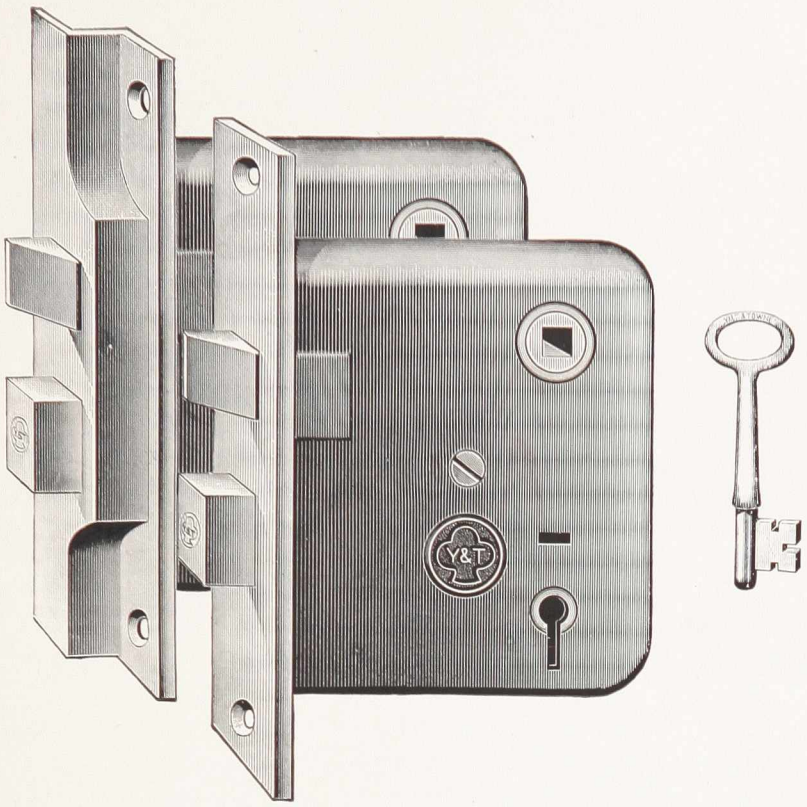

No. 830 series



Master-key

No. 830 series

Master-keyed: Nos. 831 and 831½ in one set of 36 locks, all different, with a master-key to pass all locks; or in sets, not exceeding this quantity, with other locks using master-keys from No. S345 blank. Nos. 830 and 830½ in one set of 240 locks, all different, with a master-key to pass all locks and with other locks using master-keys from No. S345 blank.

Japanned iron case 4 x 3½ x ⅝ inches

Backset 2½ inches. **Hub:** 5/16 inch, iron.
Spacing 2½ inches. **Bronze** front, bolts and strike.
Keys: 1 nickel plated solid steel, from No. S145 blank. Lever-tumblers and changes as below.
Flat cast front: 6 x 1 inches, for doors of either hand.
Rabbeted cast front: 6 x 1 inches with 7/16 inch rabbet, for doors of either hand. The latch and dead bolts are the same size; the hand can be changed by reversing the front and turning the latch bolt over.

No.	Front	Latch bolt	Tumblers	Changes
830	Flat	Easy-spring	3	36
831	"	"	1	24
830½	Rabbeted	"	3	36
831½	"	"	1	24

½ dozen in a paper box with screws.

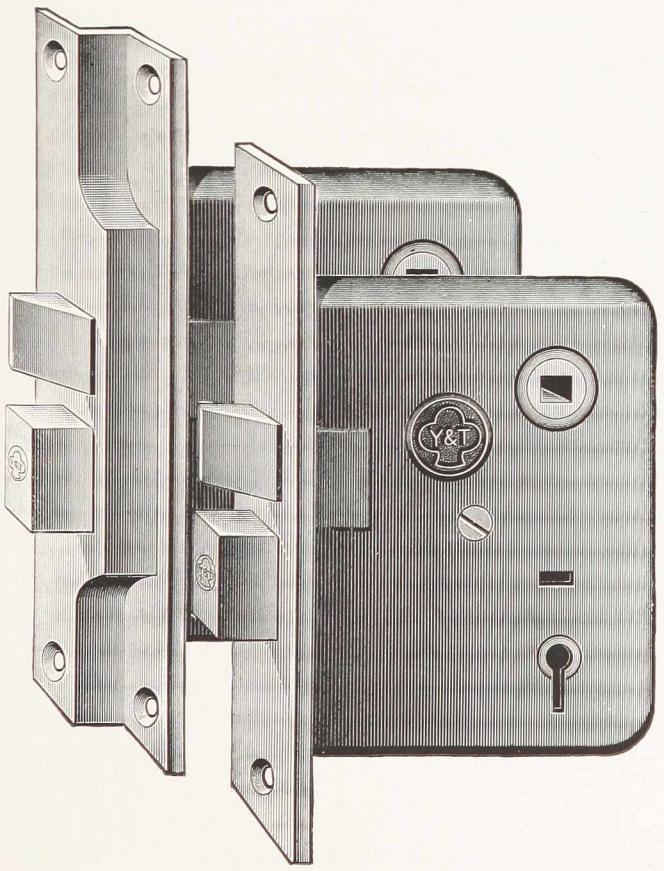

No. 840 series



No. 840 series

Master-keyed as No. 830 series above.

Japanned iron case 4½ x 3½ x ⅝ inches

Backset 2½ inches. **Hub:** 5/16 inch, iron.
Spacing 2½ inches. **Bronze** front, bolts and strike.
Keys: 1 nickel plated solid steel, from No. S145 blank. Lever-tumblers and changes as below.
Flat cast front: 6½ x 1 inches, for doors of either hand.

No.	Front	Latch bolt	Tumblers	Changes
840	Flat	Easy-spring	3	36
841	"	"	1	24

Japanned iron case 4½ x 2⅞ x ⅝ inches

Backset 2 inches. **Hub:** 5/16 inch, iron.
Spacing 2½ inches. **Bronze** front, bolts and strike.
Keys: 1 nickel plated solid steel, from No. S145 blank. Lever-tumblers and changes as below.
Rabbeted cast front: 6½ x 1⅛ inches with 7/16 inch rabbet, specify hand when ordering.

No.	Front	Latch bolt	Tumblers	Changes
840½	Rabbeted	Easy-spring	3	36
841½	"	"	1	24

½ dozen in a paper box with screws.

Cuts half size

Mortise Knob Locks

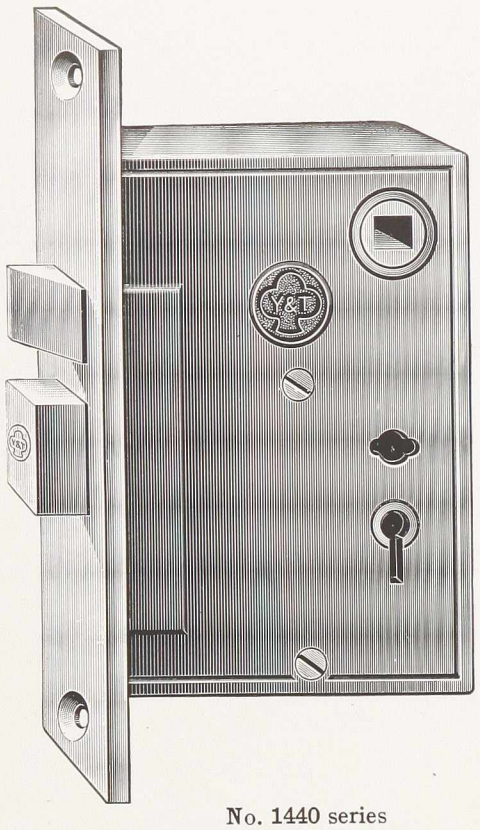

No. 1440 series





Master-key

No. 1440 series

Master-keyed in one set of 1890 locks, all different, with a master-key to pass all locks; or in sets as desired and with other locks using master-keys from No. S50½ blank. For further information concerning master-keyed locks, see page 97.

Japanned iron case 5 x 3½ x ⅝ inches

Spacing 2¾ inches.

Backset 2¾ inches. **Bronze** front, bolts, strike and 5/16 inch hub.

Keys: 1 nickel plated solid steel, from No. S50 blank. Lever-tumblers and changes as below.

Flat cast front: 7 x 1 inches, for doors of either hand.

Beveled cast front: 7 x 1 inches, specify hand when ordering. Regular bevel ⅛ in 2¼ inches.

No.	Front	Latch bolt	Tumblers	Changes
1440	Flat	Easy-spring	3	54
2440	"	Anti-friction	3	54

Each in a paper box with screws.

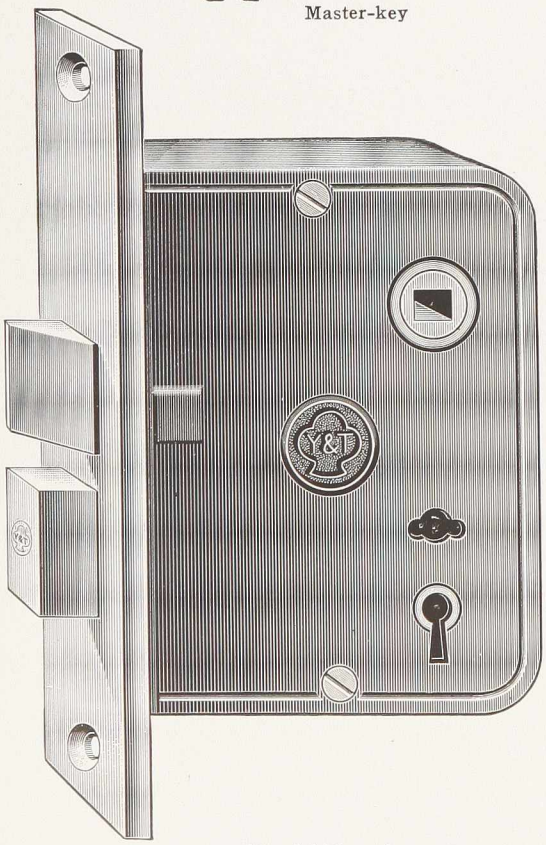

No. 1442 series

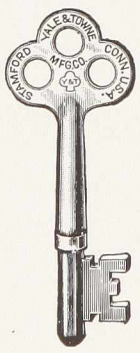



Master-key

No. 1442 series

Master-keyed in one set of 1890 locks, all different, with a master-key to pass all locks; or in sets as desired and with other locks using master-keys from No. S55½ blank. For further information concerning master-keyed locks, see page 97.

Japanned iron case 5 x 4 x ¾ inches

Spacing 2¾ inches.

Backsets: Regular, 3 inches; other backsets, 2, 2¼ and 2½ inches, to special order and at an additional price.

Bronze front, bolts, strike and 5/16 inch hub.

Keys: 1 nickel plated solid steel, from No. S55 blank. Lever-tumblers and changes as below.

Flat cast front: 7½ x 1⅛ inches, for doors of either hand.

Beveled cast front: 7½ x 1⅛ inches, specify hand when ordering. Regular bevel, ⅛ in 2¼ inches.

Rabbeted cast front: 7½ x 1¼ inches with ½ inch rabbet, specify hand when ordering.

No.	Front	Latch bolt	Tumblers	Changes
1442	Flat	Easy-spring	3	54
1442½	Rabbeted	"	3	54

Each in a paper box with screws.

YALE

Cuts half size

Mortise Knob Locks

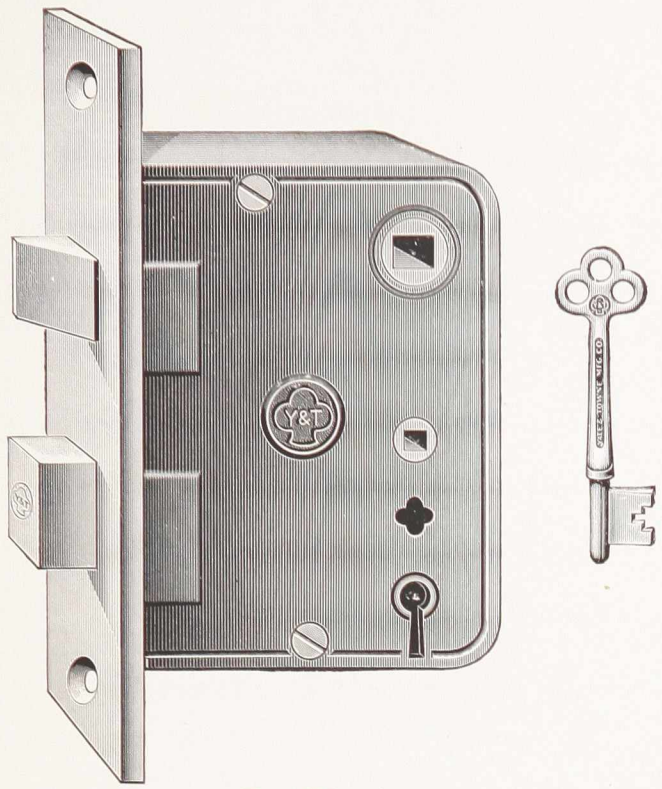

No. 1445 series



Master-key

No. 1445 series

Master-keyed in one set of 1890 locks, all different, with a master-key to pass all locks; or in sets as desired and with other locks using master-keys from Nos. S50½ or S55½ blank, as below. For further information concerning master-keyed locks, see page 97.

Japanned iron case 4¾ x 3½ x ⅝ inches

Backset 2¾ inches. **Bronze** front, bolts and strike.

Spacings: Outside, 3¼ inches; inside, 1¾ inches.

Hubs: Bronze, 5/16 inch for knob, 3/16 inch for thumb-turn.

Keys: 1 nickel plated solid steel, from Nos. S50 blank or S55 blank. Lever-tumblers and changes as below.

Flat cast front: 6⅞ x 1 inches, for doors of either hand.

Beveled cast front: 6⅞ x 1 inches, specify hand when ordering. Regular bevel, ⅛ in 2¼ inches.

Rabbeted cast front: 6⅞ x 1⅛ inches with ½ inch rabbet, specify hand when ordering.

Operation: Latch bolt by knob from both sides. Dead bolt by key from outside, by No. 35 thumb-turn from inside.

No.	Front	Latch bolt	Tumblers	Changes
		Keys from No. S50 blank		
1445	Flat	Easy-spring	3	54
1445½	Rabbeted	"	3	54
		Keys from No. S55 blank		
1446	Flat	Easy-spring	3	54
1446½	Rabbeted	"	3	54

Each in a paper box with screws.

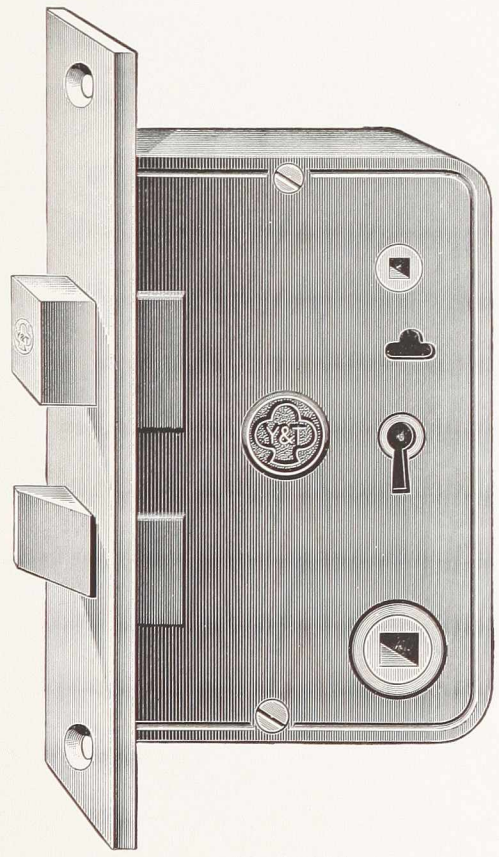

No. 1444 lock



No. 1444 lock

Master-keyed in one set of 1890 locks, all different, with a master-key to pass all locks; or in sets as desired and with other locks using master-key from No. S50½ blank. For further information concerning master-keyed locks, see page 97.

Japanned iron case 5¼ x 3⅝ x ¾ inches

Backset 2¾ inches. **Bronze** front, bolts and strike.

Spacings: Outside, 2 inches; inside, 3½ inches. Key and thumb-turn above knob.

Hubs: Bronze, 5/16 inch for knob, 3/16 inch for thumb-turn.

Keys: 1 nickel plated solid steel, from No. S50 blank. Lever-tumblers and changes as below.

Flat cast front: 7⅜ x 1 inches, for doors of either hand.

Beveled cast front: 7⅜ x 1 inches, specify hand when ordering. Regular bevel, ⅛ in 2¼ inches.

Operation: Latch bolt by knob from both sides. Dead bolt by key from outside by No. 35 thumb-turn from inside.

No.	Front	Latch bolt	Tumblers	Changes
1444	Flat	Easy-spring	3	54

Each in a paper box with screws.

Cuts half size

Mortise Knob Locks



No. 850 series

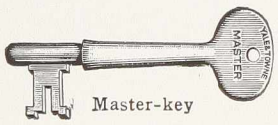

Master-key

No. 850 series

Master-keyed: No. 851 in one set of 36 locks, all different, with a master-key to pass all locks; or in sets, not exceeding this quantity with other locks using master-keys from No. S345 blank. No. 850 in one set of 240 locks, all different with a master-key to pass all locks or in sets with other locks, using master-keys from No. S345 blank. For further information concerning master-keyed locks, see page 97.

Japanned iron case 5 x 3⅞ x ⅝ inches

Backset 3 inches. **Bronze** front, bolts and strike.
Spacing 2¾ inches. **Hub:** 5/16 inch, iron.
Keys: 1 nickel plated solid steel, from No. S145 blank. Lever-tumblers and changes as below.
Flat cast front: 7 x 1 inches, for doors of either hand.

No.	Front	Latch bolt	Tumblers	Changes
850	Flat	Easy-spring	3	36
851	"	"	1	24

½ dozen in a paper box with screws.



No. 860 series



No. 860 series

Master-keyed: No. 861 in one set of 36 locks, all different, with a master-key to pass all locks; or in sets, not exceeding this quantity, with other locks using master-key from No. S345 blank. No. 860 in one set of 240 locks, all different, with a master-key to pass all locks or in sets with other locks using master-keys from No. S345 blank. For further information concerning master-keyed locks, see page 97.

Japanned iron case 5⅛ x 3⅜ x ⅝ inches

Backset 2½ inches. **Bronze** front, bolts and strike.
Spacings: Outside, 2¾ inches; inside, 2¾ and 4 inches.
Hubs: Iron, 5/16 inch for knob, 3/16 inch for thumb-turn.
Keys: 1 nickel plated solid steel, from No. S145 blank. Lever-tumblers and changes as below.
Flat cast front: 7 x 1 inches, for doors of either hand.
Operation: Latch bolt by knob from both sides. Dead bolt by key from either side. Thumb bolt by No. 35 thumb-turn from inside.

No.	Front	Latch bolt	Tumblers	Changes
860	Flat	Easy-spring	3	36
861	"	"	1	24

½ dozen in a paper box with screws.

YALE

Cuts half size

Mortise Knob Locks



No. 1402 series





Master-key

No. 1402 series

Master-keyed in one set of 1890 locks, all different, with a master-key to pass all locks; or in sets as desired and with other locks using master-keys from No. S50½ blank. For further information concerning master-keyed locks, see page 97.

Japanned iron case 5 x 3½ x ¾ inches

Backsets: Regular, 2¾ inches; other backsets, 1¾, 1⅞, 2, 2¼, 2½, 2⅞, 3¼, 3½ and 4¼ inches, to special order and at an additional price.

Spacings: Outside, 2¾ inches; inside, 2¾ and 4 inches.

Hubs: Bronze, 5/16 inch for knob, 3/16 inch for thumb-turn.

Bronze front, bolts and strike.

Keys: 1 nickel plated solid steel, from No. S50 blank.

Flat cast front: 7⅛ x 1 inches, for doors of either hand.

Beveled cast front: 7⅛ x 1 inches, specify hand when ordering. Regular bevel, ⅛ in 2¼ inches.

Rabbeted cast front: 7 x 1⅛ ins. with ½ inch rabbet, specify hand when ordering.

Operation: Latch bolt by knob from both sides. Dead bolt by key from either side. Thumb-bolt by No. 35 thumb-turn from inside.

No.	Front	Latch bolt	Tumblers	Changes
1402	Flat	Easy-spring	3	54
1402G*	"	"	3	54
2402	"	Anti-friction	3	54
1402½	Rabbeted	Easy-spring	3	54

*Gun-spring hub (page 237).

Each in a paper box with screws.



Guest's key

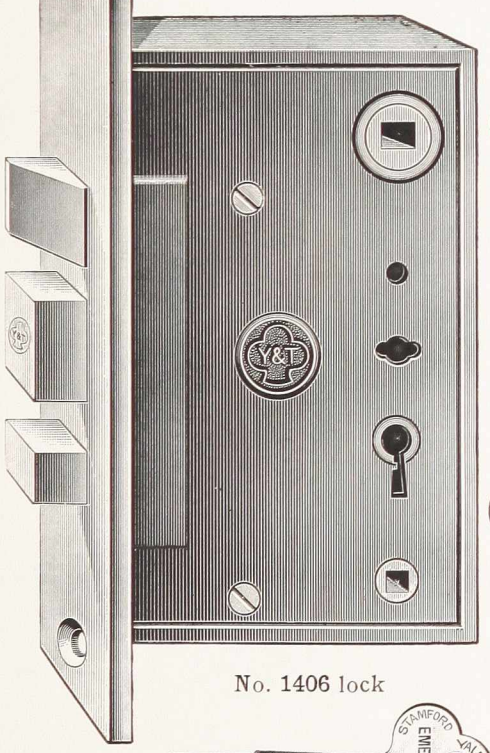

No. 1406 lock





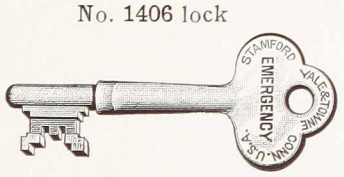

No. 1406 lock

For hotel bath room doors, etc.

Master-keyed in one set of 1890 locks, all different, with a master-key to pass all locks; or in sets as desired and with other locks using master-keys from No. S55½ blank. For further information concerning master-keyed locks, see page 97.

Japanned iron case 5½ x 3½ x ¾ inches

Backset 2¾ inches.

Bronze front, bolts and strike.

Spacings: Outside, 2¾ inches; inside, 2¾ and 4 inches.

Hubs: Bronze, 5/16 inch for knob, 3/16 inch for thumb-turn.

Keys: 1 nickel plated solid steel, from No. S55 blank. Lever-tumblers and changes as below.

Flat cast front: 7½ x 1 inches, for doors of either hand.

Beveled cast front: 7½ x 1 inches, specify hand when ordering. Regular bevel, ⅛ in 2¼ inches.

Operation: Latch bolt by knob from both sides. Dead bolt by key from outside *only*. Thumb bolt by thumb-turn from inside *only;* when thumb bolt is thrown from inside, it may be retracted from outside by guest's key, maid's key, housekeeper's key, or emergency key. Can be adapted to hotel corridor doors to special order.

No.	Front	Latch bolt	Tumblers	Changes
1406	Flat	Easy-spring	3	54

Each in a paper box with screws.

Cuts half size

Mortise Knob Locks

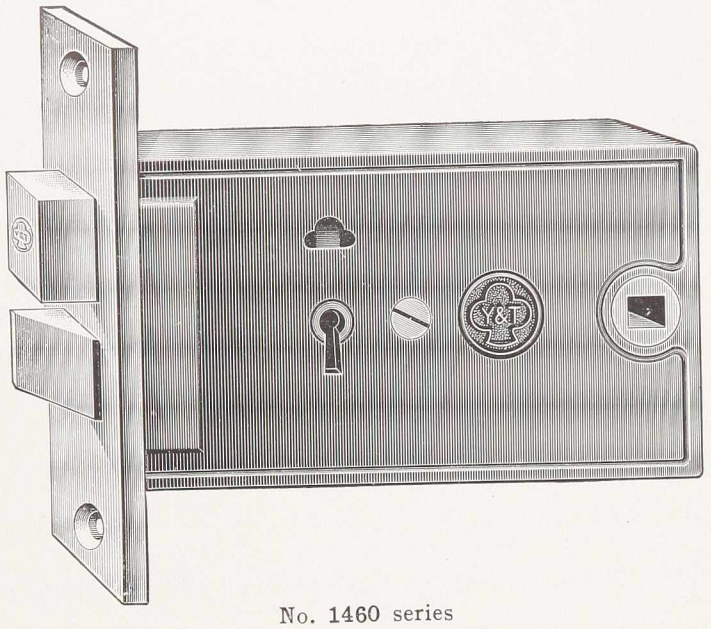

No. 1460 series



Change-key



Master-key

No. 1460 series

Master-keyed in one set of 1500 locks, all different with a master-key to pass all locks; or in sets as desired and with other locks using master-keys from No. S50½ blank. For further information concerning master-keyed locks, see page 97.

Japanned iron case 3⅝ x 5½ x ⅝ inches

Backset: Key, 2 inches; knob, 5 inches.

Bronze front, bolts, strike and 5/16 inch hub.

Keys: 1 nickel plated solid steel, from No. S50 blank. Lever-tumblers and changes as below.

Flat cast front: 5⅛ x 1 inches, for doors of either hand.

Beveled cast front: 5⅛ x 1 inches, specify hand when ordering. Regular bevel, ⅛ in 2¼ inches.

Rabbeted cast front: 5¼ x 1⅛ inches with ½ inch rabbet, specify hand when ordering.

No.	Front	Latch bolt	Tumblers	Changes
1460	Flat	Easy-spring	3	54
2460	"	Anti-friction	3	54
1460½	Rabbeted	Easy-spring	3	54

Each in a paper box with screws.





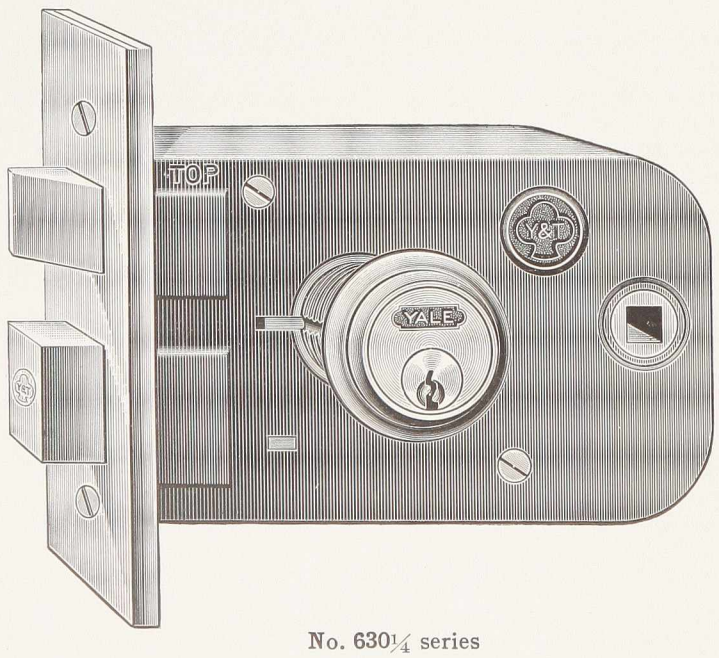

No. 630¼ series

YALE No. 630¼ series

Master-keyed in one set of any number of changes usually required, all different, with a master key to pass all locks; or in any number of sets required, each set having any number of changes, all changes different, with master-key to pass the locks in each set, and and a grand master-key to pass all the locks. Can be master-keyed with any other Yale locks using the same type of cylinder. For further information concerning master-keyed locks, see page 97.

Japanned iron case 3⅜ x 5⅝ x ⅝ inches

Backset: Cylinder, 2¼ inches; knob, 5 inches.

Bronze cylinders, front, bolts, strike and 5/16 inch hub.

Keys: 3 paracentric, nickel-bronze, coined, gold plated bows, from No. 8 blank. Five pin-tumblers. Changes practically unlimited.

Flat armored front: 5⅜ x 1⅛ inches, for doors of either hand.

Rabbeted cast front: 5⅜ x 1¼ inches with ½ inch rabbet, specify hand when ordering.

Operation: Latch bolt by knob from both sides. Dead bolt by key from either side.

No.	Front	Latch bolt	For doors
630¼	Flat	Easy-spring	1½ to 1¾ inches
630¾	Rabbeted	"	"

Each in a paper box with screws.

YALE

Cuts half size

Sliding Door Latches



No. 1700 series, Florian escutcheon

No. 1700 series

Japanned iron case 3¼ x 3¼ x ⅝ inches

Backset 2 inches.

Flat cast front: 5½ x 1 inches, for doors of either hand.

Operation: By flush pull from both sides. Opening in front may be used to close door when it is flush in pocket.

Locks only

No.	Front	Bolt	For doors
1700	Iron	Bronze	Single
1701	Bronze	"	"
1710	Iron	"	Double
1711	Bronze	"	"

Locks in sets

Set No.	Escutcheons	Inches	For doors
EN80	2 Plain iron	3½ x 1⅞	Single
EN83	4 " "	"	Double
EF80	2 Florian, iron	"	Single
EF83	4 " "	"	Double
GN80	2 Plain bronze	"	Single
GN83	4 " "	"	Double

Each in a paper box with screws and with or without trim as ordered.



No. 1720 series, Plain escutcheon

No. 1720 series

Japanned iron case 3¼ x 3⅝ x ⅝ inches

Backset 2⅛ inches.

Astragal cast front: 5½ x 1⅛ inches, for doors of either hand.

Operation: By flush pull from both sides. Opening in front may be used to close door when it is flush in pocket.

Locks only

No.	Front	Bolt	For doors
1720	Iron	Bronze	Double
1721	Bronze	"	"

Locks in sets

Set No.	Escutcheons	Inches	For doors
EN85	4 Plain iron	3½ x 1⅞	Double
EF85	4 Florian, iron	"	"
GN85	4 Plain bronze	"	"

Each in a paper box with screws and with or without trim as ordered.

Cuts half size

Sliding Door Latches, etc.



No. 5719 latch, right hand



No. 5719 latch

For elevator doors

Not master-keyed

Bronze case 5 x 2¾ x ⅝ inches

Backsets: Regular, 1¼ inches; other backsets, 1¾ and 2¾ inches, to special order and at an additional price.

Bronze pull, bolt, strike and inside parts.

Strikes: Can be furnished with dust-proof strike, to special order and at an additional price.

Keys: 1 nickel plated solid steel, from No. S30 blank. Changes, alike.

For doors: Specify hand when ordering.

No.	Operation
5719	By key from outside, by flush pull from inside.

Each in a paper box with screws.

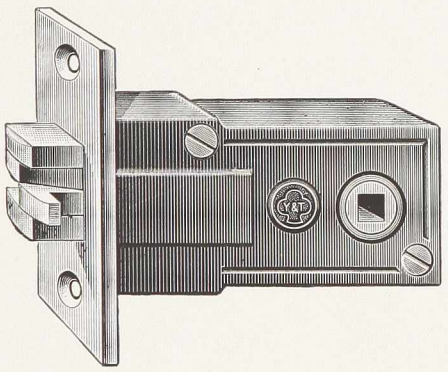

No. 1728 bolt

No. 1728 bolt

Japanned iron case 1⅝ x 3¼ x ⅝ inches

Backset 2¾ inches.

Bronze front, double hook bolt, strike and 5/16 inch hub.

Flat cast front: 3 x ⅞ inches, for doors of either hand.

No.	Operation
1728	By No. 55 thumb-turn or flush handle from either side or both sides.

½ dozen in a paper box with screws.



No. 1729 bolt

No. 1729 bolt

Japanned iron case 2 x 3⅝ x ¾ inches

Backset 2¾ inches.

Bronze front, double hook bolt, strike and 5/16 inch hub.

Flat cast front: 4⅛ x 1⅛ inches, for doors of either hand.

No.	Operation
1729	By No. 55 thumb-turn or flush handle from either side or both sides.

½ dozen in a paper box with screws.

YALE

Cuts half size

Sliding Door Latches, etc.

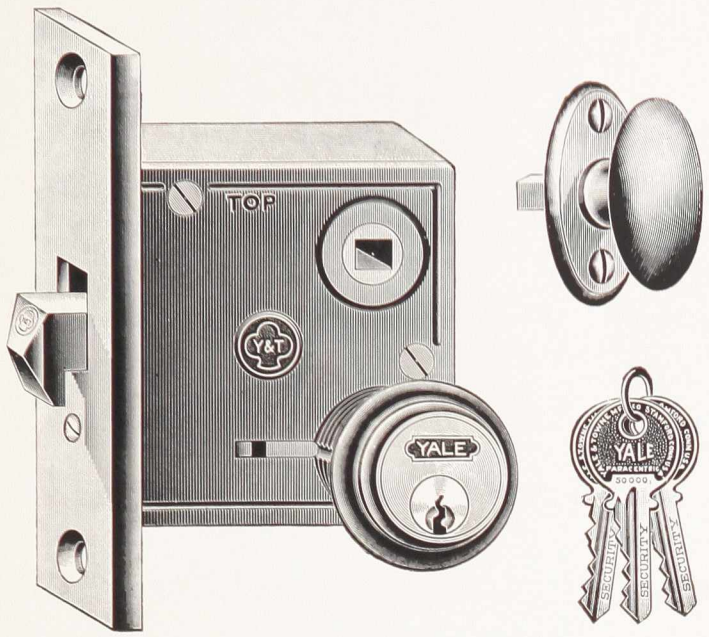

No. 1730 series

YALE No. 1730 series

Master-keyed in one set of any number of changes usually required, all different, with a master-key to pass all locks; or in any number of sets required, each set having any number of changes, all changes different, with master-key to pass the locks in each set, and a grand master-key to pass all the locks. Can be master-keyed with any other Yale locks using the same type of cylinder. For further information concerning master-keyed locks, see page 97.

Japanned iron case 3¼ x 3½ x ¾ inches

Backsets: Regular, 2¾ inches; other backsets, 2, 2¼, 2½, 3½ and 4 inches to special order and at an additional price.

Bronze cylinder, front, bolt, strike and 5/16 inch hub.

Keys: 3 paracentric, nickel-bronze, coined, gold plated bows, from No. 8 blank. Five pin-tumblers. Changes practically unlimited.

Flat cast front: 5¼ x 1 inches, for doors of either hand.

Operation: One cylinder latches by key from outside, by No. H563½ knob from inside; two cylinder latches by key from either side.

No.		
1730	One cylinder . . .	For doors 1¼ to 2⅛ inches
1730¼	Two " . . .	" " 1½ to 1⅞ "

Each in a paper box with screws and directions for applying.



Pull strike

No. 5708 series

No. 5708 series

For shutters or light doors

Bronze case 6½ x 2⅛ x ⅝ inches

Backset 1½ inches. **Bronze** inside parts, strike and 5/16 inch hub.

Keys: 1 adjustable bronze, from No. 48 blank. One lever-tumbler. Changes, alike.

Flat cast front: 8½ x ⅞ inches, for doors of either hand.

Plain trim: No. 5708, thumb-turn and plate or Tee handle and plate and key plate.

No. 5709, flush thumb-turn and cup escutcheon No. GL865, 4½ x 1¼ inches.

No.	Operation
5708	For shutters or doors that *do not* slide flush, by No. 54 thumb-turn or No. 58 Tee handle from one side or both sides.
5709	For shutters or doors that slide flush, have drop pull in front and strike, latch bolt by No. 52 flush thumb-turn from one side or both sides.

An additional quarter turn of thumb-turn or Tee handle draws shutter or door tight against jamb and prevents rattling. Latch bolt may be deadlocked by key from either side.

Each in a paper box with screws and trim as ordered.

Cuts half size

Sliding Door Locks, etc.

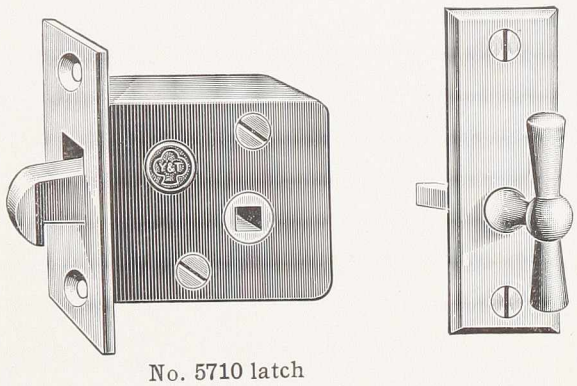

No. 5710 latch

No. 5710 latch

For shutters or light doors

Bronze case 1⅞ x 2¼ x ½ inches

Backsets: Regular, 1½ inches; other backset, 1¼ inches, to special order and at an additional price.

Bronze case, front, bolt, strike, inside parts and 5/16 inch hub.

Flat cast front: 2⅞ x ¾ inches, for doors of either hand.

Plain trim: No. 58 Tee handle and plate or No. 52 flush thumb-turn and cup escutcheon No. GL864, 4½ x 1¼ inches.

No.	Operation
5710	By Tee handle or flush thumb-turn from one side or both sides. An additional quarter turn draws shutter or door tight against jamb and prevents rattling.

Each in a paper box with screws and with or without trim as ordered.

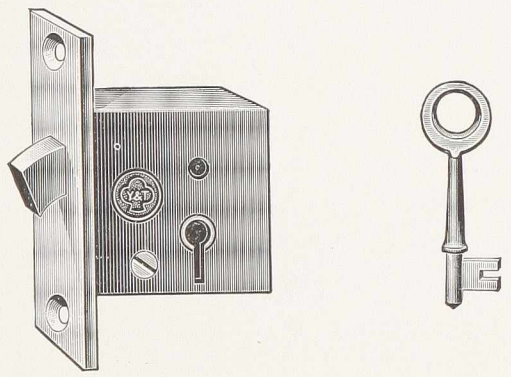

No. 1712 lock

No. 1712 lock

For shutters or light doors

Not master-keyed

Japanned iron case 1¾ x 1⅞ x ½ inches

Backsets: Regular, 1⅛ inches; other backset, 1¾ inches, to special order and at an additional price.

Bronze front, bolt and strike.

Keys: 1 polished bronze, from No. 200 blank. One lever-tumbler. Changes, alike.

Flat cast front: 3¼ x ⅝ inches, for doors of either hand.

No.	Operation
1712	By key from one side or both sides.

½ dozen in a paper box with screws and No. DP812 bronze key plates.

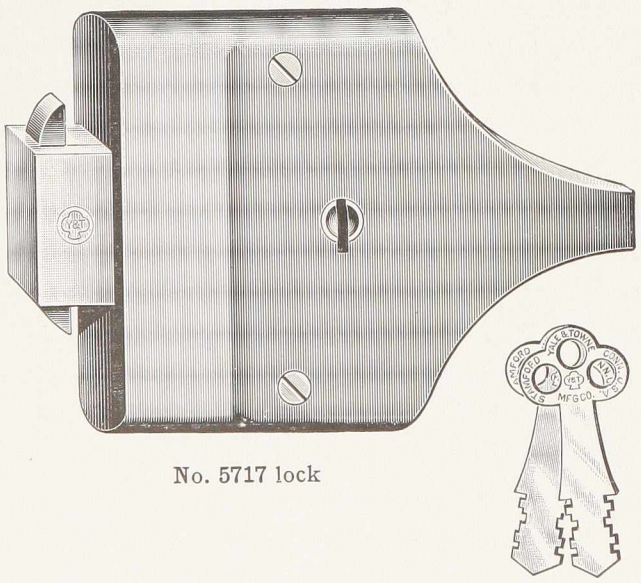

No. 5717 lock

No. 5717 lock

For folding iron gates

Not master-keyed

Bronze case 4 x 5 x ⅝ inches

Backset 2⅛ inches.

Brass double hook bolt.

Keys: 2 nickel plated flat steel, from No. 83 blank. Three lever-tumblers. Changes, 12.

For gates of either hand. Holes for rivets to attach are drilled by the user.

No.	Operation
5717	By key from either side.

Each in a paper box.

YALE

Cuts half size

Sliding Door Locks



No. 1733 series

No. 1733 series

For heavy doors

Master-keyed in one set of any number of changes usually required, all different, with a master-key to pass all locks; or in any number of sets required, each set having any number of changes, all changes different, with master-key to pass the locks in each set, and a grand master-key to pass all the locks. Can be master-keyed with any other Yale locks using the same type of cylinder. For further information concerning master-keyed locks, see page 97.

Japanned iron case 4⅜ x 3⅝ x 1⅛ inches

Backsets: Regular, 2¾ inches; other backset, 2½ inches, to special order and at an additional price.

Bronze cylinder, front, double hook bolt and strike.

Keys: 3 paracentric, nickel-bronze, coined, gold plated bows, from No. 8 blank. Five pin-tumblers. Changes practically unlimited.

Flat cast front: 6⅞ x 1⅜ inches, for doors of either hand.

Operation: One cylinder locks by key from *one* side only; two cylinder locks by key from either side.

No.			
1733	1 cylinder	For doors 1¾ to 3	inches
1733¼	2 "	" 1¾ to 2½	"

Each in a paper box with screws and directions for applying.



No. 5876 lock



No. 5876 lock

For ship use

Not master-keyed

Bronze case 5 x 3⅞ x ⅝ inches

Spacing 3 inches.

Backsets: Regular, 2¼ inches; other backset, 3 inches, to special order and at an additional price.

Bronze recessed front, bolt, strike and ⅜ inch hub.

Keys: 1 drop forged bronze, from No. B54 blank. Three lever-tumblers. Changes, 54.

Recessed cast front: 7¼ x 1 inches, for doors of either hand.

Plain trim: If to slide flush, cup escutcheon No. GL876, 8 x 3 inches.

No.	Operation
5876	By knob from both sides. Bolt may be deadlocked by key from either side.

Each in a paper box with screws.

Cuts half size

Sliding Door Locks



Fronts of Nos. 1724 and 1725



Nos. 1714 and 1715

No. 1705 series



Strike for Nos. 1704 and 1705

Not master-keyed

Japanned iron case 5¼ x 4 x ⅝ inches

Backsets: Regular, 2¾ inches; other backsets, from 2 to 4½ inches by ¼ inch, to special order. 3¼ inches and greater, at an additional price.

Keys: 1 adjustable bronze, from No. 48 blank. Changes, alike.

Operation: Door may be closed by pull in front. May be locked by key from either side.

For single flat doors

Flat wrought front: 7⅛ x ⅞ inches, as below, for doors of either hand. Strike, 4 x ⅞ inches.

Bronze bolt and pulls. Bronze front locks have bronze strikes. Can furnish dust-proof strikes to special order and at an additional price.

No.	Description
1705	Bronze front and strike.
1704	Steel front and strike.

For double flat doors

Flat wrought fronts: 7⅛ x ⅞ inches, as below, for doors of either hand. **Bronze** bolt and pulls in both lock and strike.

1715	Bronze front and strike.
1714	Steel front and strike.

For double astragal doors

Astragal cast fronts: 7½ x 1⅛ inches, as below, for doors of either hand. **Bronze** bolt and pulls in both lock and strike.

1725	Bronze front and strike.
1724	Iron front and strike.

One set in a box with screws: for double doors, also with stop.

YALE

Cuts half size

Sliding Door Locks



Fronts of No. 1726



No. 1716

No. 1706 series

Master-keyed in one set of 1890 locks all different with a master-key to pass all locks and in sets with locks using master-keys from *any* blank. For further information concerning master-keyed locks, see page 97.



Dust-proof strike for No. 1706

Japanned iron case 5½ x 3⅜ x ¾ inches

Backsets: Regular, 2¾ inches; other backsets, from 1¼ to 6 inches by ⅛ inch, to special order. 3¼ inches and greater, at an additional price.

Bronze front, bolt, pull and strike.

Keys: 1 adjustable bronze, from No. 81 blank. Three lever-tumblers. Changes, 54.

Operation: Door may be closed by pull in front. May be locked by key from either side.

For single flat doors

No.

1706 Cast front, 7⅜ x 1¼ inches, for doors of either hand. Dust-proof strike, 3½ x 1¼ inches.

For double flat doors

1716 Cast front, 7⅜ x 1¼ inches, on lock and strike, for doors of either hand. Dust-proof strike.

For double astragal doors

1726 Cast front, 7⅜ x 1¼ inches, on lock and strike, for doors of either hand. Dust-proof strike.

One set in a paper box with screws; for double doors, also with stop.

Cuts half size

Sliding Door Locks

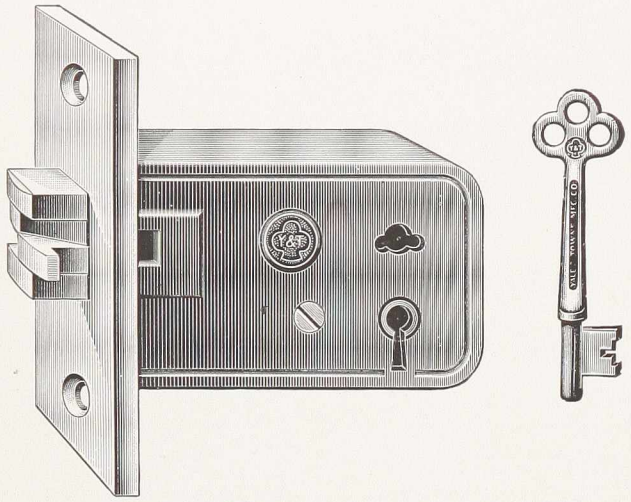

No. 1731 lock



Master-key

No. 1731 lock

Master-keyed in one set of 1890 locks, all different, with a master-key to pass all locks; or in sets as desired and with other locks using master-keys from No. S50½ blank. For further information concerning master-keyed locks, see page 97.

Japanned iron case 2 x 3⅝ x ⅝ inches

Backsets: Regular, 2¾ inches; other backsets, from 3⅜ to 4⅛ inches by ⅛ inch, to special order and at an additional price.

Bronze front, double hook bolt and strike.

Keys: 1 nickel plated solid steel, from No. S50 blank. Three lever-tumblers. Changes, 54.

Flat cast front: 4 x 1 inches, for doors of either hand.

No.	Operation
1731	By key from either side.

½ dozen in a paper box with screws and No. DP812 bronze key plates.



No. 1732 series

YALE

No. 1732 series

Master-keyed as No. 1734¼ lock on opposite page.

Japanned iron case 2⅜ x 3⅝ x ⅞ inches

Backsets: Regular, 2¾ inches; other backsets, 2, 2¼, 3½, 4, 4¼, 5 and 5½ inches, to special order and at an additional price.

Bronze cylinder, front, double hook bolt and strike.

Keys: 3 paracentric, nickel-bronze, coined, gold plated bows, from No. 8 blank. Five pin-tumblers. Changes practically unlimited.

Flat cast front: 4 x 1 inches, for doors of either hand.

Operation: One cylinder locks by key from *one* side only; two cylinder locks by key from either side.

No.		
1732	One cylinder . . .	For doors 1¼ to 2⅛ inches
1732¼	Two " . . .	" " 1½ to 1⅞ "

Each in a paper box with screws and directions for applying.



No. 1718¼ series

YALE

No. 1718¼ series

Master-keyed as No. 1734¼ lock on opposite page.

Japanned iron case 4x5⅜x1⅛ inches

Backset 4 inches.

Bronze cylinders and double hook bolt.

Keys: 3 paracentric, nickel-bronze, coined gold plated bows, from No. 8 blank. Five pin-tumblers. Changes practically unlimited.

For doors as below, specify hand when ordering.

No.	Operation, etc.
1718¼	By key from either side. For wooden doors, 1⅛ to 3 inches.
1718¼T	By key from either side. For iron doors up to 1 inch. Has flush tubular cylinder attached to cap. Furnished with machine screws for applying. Always specify thickness of door.

Each in a paper box with screws

Cuts half size

Sliding Door Locks



No. 1734¼ lock



YALE No. 1734¼ lock

For front doors

Master-keyed in one set of any number of changes usually required, all different, with a master-key to pass all locks; or in any number of sets required, each set having any number of changes, all changes different, with master-key to pass the locks in each set, and a grand master-key to pass all the locks. Can be master-keyed with any other Yale locks using the same type of cylinder. For further information concerning master-keyed locks, see page 97.

Japanned iron case 7½ x 3⅝ x 1⅛ inches

Easy-spring latch bolt.

Backsets: Regular, 2¾ inches; other backsets, from 3 to 6 inches by ¼ inch, to special order and at an additional price.

Spacings: Outside, 3 inches; inside, 5 inches.

Bronze cylinders, front, bolts (double hook dead bolt), strike and ⅜ inch swivel hub.

Keys: 5 paracentric, nickel-bronze, coined, gold plated bows, from No. 8 blank; 3 marked "A", 2 marked "B". Five pin-tumblers. Changes practically unlimited.

Flat cast front: 9⅞ x 1⅜ inches, for doors of either hand.

Operation: Latch bolt by handle from both sides; outer handle may be set by stop. Dead bolt by key marked "A" from either side, by key marked "B" from *inside only*.

Plain trim: Flush cup escutcheons No. GL870, 10 x 3½ inches, for outside; No. GL879, 10 x 3½ inches, for inside.

No.		
1734¼	Two cylinders . .	For doors 2½ to 3⅝ inches

Each in a paper box with screws.



No. 1744 series



YALE No. 1744 series

For vestibule doors

Master-keyed as No. 1734¼ lock above.

Japanned iron case as below

Bronze cylinder, front, hook bolt and ⅜ inch swivel hub. **Easy-spring** latch bolt

Keys: 3 paracentric, nickel-bronze, coined, gold plated bows, from No. 8 blank. Five pin-tumblers. Changes practically unlimited.

Operation: By handle from both sides; outer handle may be set by stop, in which case it can be operated by key only.

Knob above cylinder

Backsets: Regular, 2¾ inches; other backsets, from 3¼ to 5½ inches by ¼ inch, to special order and at an additional price.

Spacings: Outside, 3 inches; inside, handle only.

Flat cast front: 7¼ x 1⅜ inches for doors of either hand.

Plain trim: Flush cup escutcheon No. GL870, 10 x 3½ inches, for outside; flush handle No. 1018, 3½ x 3½ inches, for inside.

No.		
1744	Case 4¾ x 3¾ x 1⅛ inches	For doors 2½ to 3⅝ inches

Cylinder above knob

Backset 2¾ inches *only*.

Spacings: Outside, 3 inches; inside, handle only.

Flat cast front: 7½ x 1⅜ inches, for doors of either hand.

Plain trim: Flush cup escutcheon No. GL871, 10 x 3½ inches, for outside; flush handle No. 1018, 3½ x 3½ inches, for inside.

No.		
1745	Case 4⅞ x 3⅞ x 1⅛ inches	For doors 2½ to 3⅝ inches

Each in a paper box with screws.

Cuts half size

Sliding Door Locks

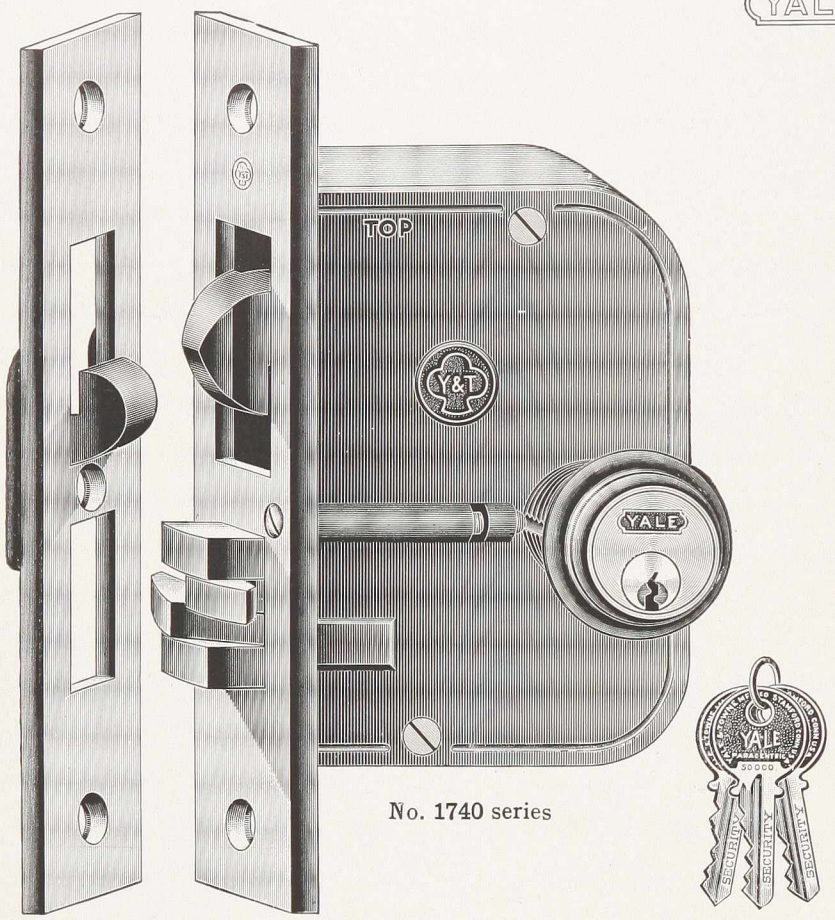

No. 1740 series

YALE No. 1740 series

For stable doors, etc.

Master-keyed in one set of any number of changes usually required, all different, with a master-key to pass all locks; or in any number of sets required, each set having any number of changes, all changes different, with master-key to pass the locks in each set, and a grand master-key to pass all the locks. Can be master-keyed with any other Yale locks using the same type of cylinder. For further information concerning master-keyed locks see page 97.

Japanned iron case 5½ x 3¾ x 1⅛ inches

Backsets: Regular, 2¾ inches; other backsets, 3¾, 5 and 6 inches, to special order and at an additional price.

Spacings: Outside, cylinder only; inside, handle only.

Bronze cylinder, front, bolts (double hook dead bolt) strike and 5/16 inch hub.

Keys: 3 paracentric, nickel-bronze, coined, gold plated bows, from No. 8 blank. Five pin-tumblers. Changes practically unlimited.

Flat cast front: 8¼ x 1⅜ inches, specify hand when ordering.

For doors 2½ to 3¼ inches. **Easy-spring** latch bolt.

Plain trim: Flush cup escutcheon No. GL872, 10 x 3½ inches, for outside; flush handle No. 1018, 3½ x 3½ inches, for inside.

No.	Operation
1740	By key from outside, by handle from inside. The first turn of key or handle withdraws the dead bolt, the second turn lifts the latch bolt. When locked from inside by handle it may be unlocked from outside by key but when locked from outside by key the handle on inside is inoperative.
1742	By key from outside or by handle from inside at all times.

Each in a paper box with screws.



No. 1737¼ lock

YALE No. 1737¼ lock

For stable doors, etc.

Master-keyed as No. 1740 series above

Japanned iron case 6 x 4⅜ x 1 inches

Backset 3¼ inches.

Bronze cylinders, front, bolt, strike and ⅜ inch hub.

Keys: 3 paracentric, nickel-bronze, coined, gold plated bows, from No. 8 blank. Five pin-tumblers. Changes practically unlimited.

Flat armored front: 9½ x 1¾ inches, for doors of either hand.

For doors 2¾ to 3¼ inches. **Easy-spring** latch bolt.

Plain trim: Flush cup escutcheons No. GL874, 10 x 3½ inches, and flush lever handles No. 929, 3 inches, for both sides. Spacing 3⅞ inches.

No.	Operation
1737¼	By lever handle from both sides. Deadlocked by key from either side.

Each in a paper box with screws.

YALE

Cuts half size

Sliding Door Locks



No. 1747 series

No. 1747 series

For stable doors, etc.

Master-keyed in one set of 1890 locks, all different, with a master-key to pass all locks; or in sets as desired and with other locks using master-keys from No. S55½ blank. For further information concerning master-keyed locks, see page 97.

Japanned iron case as below

Bronze front, bolt, strike and ⅜ inch hub.

Keys: 1 nickel plated solid steel, from No. S55 blank. Three lever-tumblers. Changes, 54.

Flat armored front: 9½ x 1¾ inches, for doors of either hand.

Operation: By lever handle from both sides. Deadlocked by key from either side.

Plain trim: Flush cup escutcheon No. GL875, 10 x 3½ inches, and flush lever handle No. 929, 3 inches, for other sides. Spacing 3⅞ inches.

No.	Case	Backset
1747	6 x 4 x 1 inches	3 inches
1748	6 x 4¼ x 1 "	3¼ "
1749	6 x 5¼ x 1 "	4¼ "

Each in a paper box with screws.



No. 1703 latch

No. 1703 latch

For stable doors, etc.

Japanned iron case 6 x 4 x 1 inches

Backset 3 inches.

Bronze front, bolt, strike and ⅜ inch hub.

Flat armored front: 9½ x 1¾ inches, for doors of either hand.

Plain trim: Flush cup escutcheon No. GL877, 10 x 3½ inches, and flush lever handle No. 929, 3 inches, for both sides.

No.	Operation
1703	By lever handle from both sides.

Each in a paper box with screws.

Cuts half size

Front Door Locks

and Vestibule Latches



No. 760 series

No. 760 series

For front doors

Not master-keyed

Japanned iron case 4¾ x 3⅝ x ⅝ inches

Backset 2¾ inches.

Spacing 2¾ inches. **Hub:** 5/16 inch swivel, iron.

Bronze bolts. **Easy-spring** latch bolt.

Keys: 2 nickel plated solid steel, from No. S145 blank. Lever-tumblers and changes as below. Can be furnished in sets with No. 770 series vestibule latches below and to be operated by the same keys, to special order.

Flat cast front: 6¾ x 1 inches, for doors of either hand.

Rabbeted cast front: 6⅞ x 1⅛ inches with ½ inch rabbet, specify hand when ordering.

Operation: Latch bolt by knob from both sides; outer knob may be set by stop. When outer knob is stopped, latch bolt is operated by key. Dead bolt by key from either side.

Latch and dead bolt operated by the same key and through the same keyhole.

No.	Front	Strike	Tumblers	Changes
760	Bronze, flat	Wrought bronze	3	24
761	" "	" "	1	12
760½	" rabbeted	Cast "	3	24
761½	" "	" "	1	12
759	Iron, flat	Steel	1	12
759½	" rabbeted	Iron	1	12

Each in a paper box with screws.

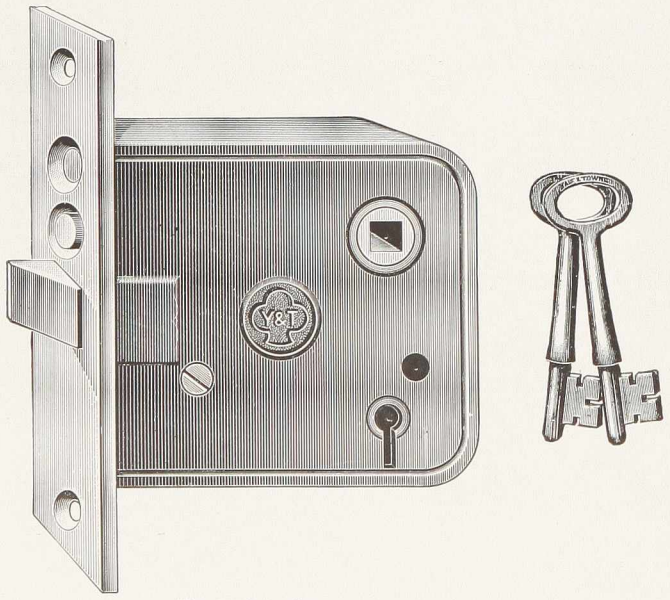

No. 770 series

No. 770 series

For vestibule doors

Not master-keyed

Japanned iron case 3⅜ x 3⅝ x ⅝ inches

Backset 2¾ inches.

Spacings: Outside, 1¾ inches; inside, knob only.

Hub: 5/16 inch swivel, iron. **Bronze** easy-spring bolt.

Keys: 2 nickel plated solid steel, from No. S145 blank. Lever-tumblers and changes as below. Can be furnished in sets with No. 760 series front door locks above and to be operated by the same keys, to special order.

Flat cast front: 5½ x 1 inches, for doors of either hand.

Rabbeted cast front: 5½ x 1⅛ inches with ½ inch rabbet, specify hand when ordering.

Operation: By knob from both sides; when outer knob is stopped, by key from outside.

No.	Front	Strike	Tumblers	Changes
770	Bronze, flat	Wrought bronze	3	24
771	" "	" "	1	12
770½	" rabbeted	Cast "	3	24
771½	" "	" "	1	12
769	Iron, flat	Steel	1	12
769½	" rabbeted	Iron	1	12

Each in a paper box with screws.

YALE

Cuts half size

Front Door Locks

and Vestibule Latches



No. 700 series

No. 700 series

For front doors

Not master-keyed

Brass plated steel case 4¾ x 3⅝ x 9/16 inches

Backset 2¾ inches. **Hub:** 5/16 inch swivel, bronze.
Spacing 2¾ inches. **Easy-spring** latch bolt.

Keys: 2 nickel plated solid steel, from No. S145 blank. Lever-tumblers and changes as below. Can be furnished in sets with No. 710 series vestibule latches below and to be operated by the same keys, to special order.

Flat wrought front: 6⅞ x 1 inches, for doors of either hand.

Operation: Latch bolt by knob from both sides; outer knob may be set by stop. When outer knob is stopped, latch bolt is operated by key. Dead bolt by key from either side.

Latch and dead bolt operated by the same key and through the same keyhole.

No.	Front	Bolts	Strike	Tumblers	Changes
700	Bronze, flat	Bronze	Wrought bronze	3	24
701	" "	"	" "	1	12
702	Steel "	Iron	Steel . .	3	24
703	" "	"	" .	1	12

Each in a paper box with screws.



No. 710 series

No. 710 series

For vestibule doors

Not master-keyed

Brass plated steel case 4¾ x 3⅝ x 9/16 inches

Backset 2¾ inches.

Spacings: Outside, 2¾ inches; inside, knob only.

Hub: 5/16 inch swivel, bronze. **Easy-spring** latch bolt.

Keys: 2 nickel plated solid steel, from No. S145 blank. Lever-tumblers and changes as below. Can be furnished in sets with No. 700 front door locks above and to be operated by the same keys, to special order.

Flat wrought front: 6⅞ x 1 inches, for doors of either hand.

Operation: By knob from both sides; when outer knob is stopped, by key from outside.

No.	Front	Bolts	Strike	Tumblers	Changes
710	Bronze, flat	Bronze	Wrought bronze	3	24
711	" "	"	" "	1	12
712	Steel, "	Iron	Steel . .	3	24
713	" "	"	" .	1	12

Each in a paper box with screws

Cuts half size

Front Door Locks

and Vestibule Latches



No. 750 series

YALE No. 750 series

For front doors

Master-keyed in one set of any number of changes usually required, all different, with a master-key to pass all locks; or in any number of sets required, each set having any number of changes, all changes different, with master-key to pass the locks in each set, and a grand master-key to pass all the locks. Can be master-keyed with any other Yale locks using the same type of cylinder. For further information concerning master-keyed locks, see page 97.

Japanned iron case 6 x 3¾ x ¾ inches

Backset 2¾ inches *only*. For front door locks with other backsets, see No. 726 series, page 224.

Spacings: Outside, 4 inches; inside, 3¾ inches.

Bronze cylinder, front, bolts and strike.

Hubs: Bronze, ⅜ inch swivel, for knob; No. 1129 disc for thumb-turn.

Keys: 3 paracentric, nickel-bronze, coined, gold plated bows, from No. 8 blank. Five pin-tumblers. Changes practically unlimited. Can be furnished in sets with No. 790 series vestibule latches below and to be operated by the same keys, to special order.

Flat armored front: 8¼ x 1⅛ inches, for doors of either hand.

Beveled armored front: 8¼ x 1⅛ inches, specify hand when ordering. Regular bevel, ⅛ in 2¼ inches.

Operation: Latch bolt by knob from both sides; outer knob may be set by stop. When outer knob is stopped, latch bolt is operated by key. Dead bolt by key from outside, by No. 15X thumb-turn from inside. Two cylinder locks, by key from either side.

No.	Latch bolt	Cylinders	For doors
750	Easy-spring	One	1½ to 2¼ inches
750¼	"	Two	1½ to 1⅞ "
2750	Anti-friction	One	1½ to 2¼ "
2750¼	"	Two	1½ to 1⅞ "

Each in a paper box with screws.



No. 790 series

YALE No. 790 series

For vestibule doors

Master-keyed as No. 750 series above.

Japanned iron case 5 x 3¾ x ¾ inches

Backset 2¾ inches *only*. For vestibule latches with other backsets, see No. 766 series, page 224.

Spacings: Outside, 3 inches; inside, knob only.

Bronze cylinder, front, bolt, strike and ⅜ inch swivel hub.

Keys: 3 paracentric, nickel-bronze, coined, gold plated bows, from No. 8 blank. Five pin-tumblers. Changes practically unlimited. Can be furnished in sets with No. 750 series front door locks above and to be operated by the same keys, to special order.

Flat armored front: 7¼ x 1⅛ inches, for doors of either hand.

Beveled armored front: 7¼ x 1⅛ inches, specify hand when ordering. Regular bevel, ⅛ in 2¼ inches.

Operation: By knob from both sides; when outer knob is stopped, by key from outside. Two cylinder latches have straight spindle; when knob is stopped, latch bolt is operated by key *only* from either side.

No.	Latch bolt	Cylinders	For doors
790	Easy-spring	One	1½ to 2¼ inches
790G*	"	"	1½ to 2¼ "
790¼	"	Two	1½ to 1⅞ "
2790	Anti-friction	One	1½ to 2¼ "
2790¼	"	Two	1½ to 1⅞ "

*Gun-spring hub (page 237).

Each in a paper box with screws.

YALE

Cuts half size

Front Door Locks

and Vestibule Latches





No. 750½ series

YALE No. 750½ series

For front doors

Master-keyed in one set of any number of changes usually required, all different, with a master-key to pass all locks; or in any number of sets required, each set having any number of changes, all changes different, with master-key to pass the locks in each set, and a grand master-key to pass all the locks. Can be master-keyed with any other Yale locks using the same type of cylinder. For further information concerning master-keyed locks, see page 97.

Japanned iron case 6 x 3¾ x ¾ inches

Backset 2¾ inches *only*. For front door locks with other backsets, see No. 726½ series, page 225.

Spacings: Outside, 4 inches; inside, 3¾ inches.

Bronze cylinder, front, bolts and strike.

Hubs: Bronze, ⅜ inch swivel, for knob; No. 1129 disc for thumb-turn.

Keys: 3 paracentric, nickel-bronze, coined, gold plated bows, from No. 8 blank. Five pin-tumblers. Changes practically unlimited. Can be furnished in sets with No. 790½ series vestibule latches below and to be operated by the same keys, to special order.

Rabbeted cast front: 8⅜ x 1¼ inches with ½ inch rabbet, specify hand when ordering.

Operation: Latch bolt by knob from both sides; outer knob may be set by stop. When outer knob is stopped, latch bolt is operated by key. Dead bolt by key from outside, by No. 15X thumb-turn from inside. Two cylinder locks by key from either side.

No.	Latch bolt	Cylinders	For doors
750½	Easy-spring	One	1½ to 2¼ inches
750¾	"	Two	1½ to 1⅞ "
2750½	Anti-friction	One	1½ to 2¼ "
2750¾	"	Two	1½ to 1⅞ "

Each in a paper box with screws.

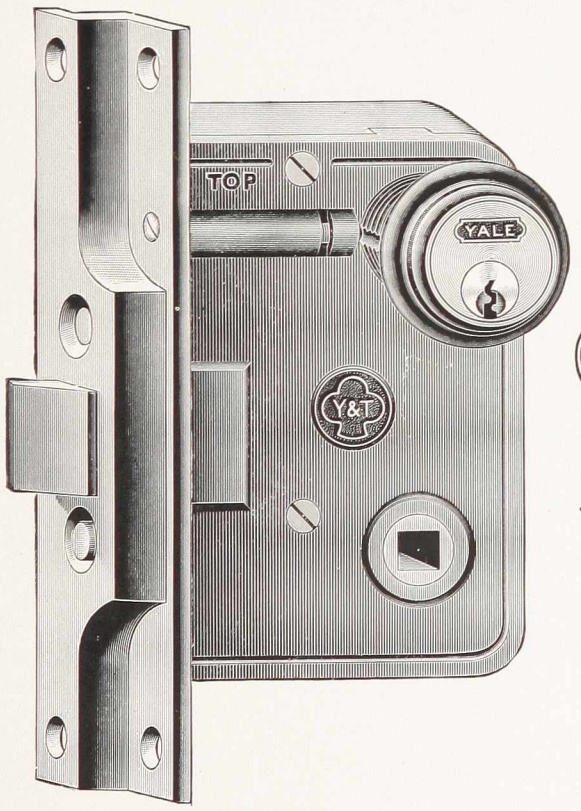



No. 790½ series

YALE No. 790½ series

For vestibule doors

Master-keyed as No. 750½ series above.

Japanned iron case 5 x 3¾ x ¾ inches

Backset 2¾ inches only. For vestibule latches with other backsets, see No. 766½ series, page 225.

Spacings: Outside, 3 inches; inside, knob only.

Bronze cylinder, front, bolt, strike and ⅜ inch swivel hub.

Keys: 3 paracentric, nickel-bronze, coined, gold plated bows, from No. 8 blank. Five pin-tumblers. Changes practically unlimited. Can be furnished in sets with No. 750½ series front door locks above and to be operated by the same keys, to special order.

Rabbeted cast front: 7¼ x 1¼ inches with ½ inch rabbet, specify hand when ordering.

Operation: By knob from both sides; when outer knob is stopped, by key from outside. Two cylinder latches have straight spindle; when knob is stopped, latch bolt is operated by key *only* from either side.

No.	Latch bolt	Cylinders	For doors
790½	Easy-spring	One	1½ to 2¼ inches
790¾	"	Two	1½ to 1⅞ "
2790½	Anti-friction	One	1½ to 2¼ "
2790¾	"	Two	1½ to 1⅞ "

Each in a paper box with screws.

Cuts half size

Front Door Locks

and Vestibule Latches



No. 726 series

YALE No. 726 series

For front doors

Master-keyed in one set of any number of changes usually required, all different, with a master-key to pass all locks; or in any number of sets required, each set having any number of changes, all changes different, with master-key to pass the locks in each set, and a grand master-key to pass all the locks. Can be master-keyed with any other Yale locks using the same type of cylinder. For further information concerning master-keyed locks, see page 97.

Japanned iron case 5⅜ x 3⅝ x ⅞ inches

Backsets: Regular, 2¾ inches; other backsets, 1¾, 1⅞, 2, 2½, 3, 3¼, 3½, 3¾, 4, 4¼, 4½, 5, 5½ and 6 inches, to special order and at an additional price.

Spacings: Outside, 3 inches; inside, 2¾ inches.

Bronze cylinder, front, bolts and strike.

Hubs: Bronze, ⅜ inch swivel for knob, 5/16 inch for thumb-turn.

Keys: 3 paracentric, nickel-bronze, coined, gold plated bows, from No. 8 blank. Five pin-tumblers. Changes practically unlimited. Can be furnished in sets with No. 766 series vestibule latches below and to be operated by the same keys, to special order.

Beveled armored front: 7¾ x 1⅛ inches, specify hand when ordering. Regular bevel, ⅛ in 2¼ inches.

Operation: Latch bolt by knob from both sides; outer knob may be set by stop. When outer knob is stopped, latch bolt is operated by key. Dead bolt by key from outside, by No. 55 thumb-turn from inside. Two cylinder locks by key from either side.

No.	Latch bolt	Cylinders	For doors
726	Easy-spring	One	1⅝ to 2⅜ inches
726G *	"	"	1⅝ to 2⅜ "
726¼	"	Two	1⅝ to 2 "
2726	Anti-friction	One	1⅝ to 2⅜ "
2726¼	"	Two	1⅝ to 2 "

*Gun-spring hub (page 237).

Each in a paper box with screws.



No. 766 series



YALE No. 766 series

For vestibule doors

Master-keyed as No. 726 series above.

Japanned iron case 4⅝ x 3¾ x ¾ inches

Backsets: Regular, 2¾ inches; other backsets, from 1½ to 2½ inches and from 2⅞ to 4¾ inches by ⅛ inch, to special order and at an additional price.

Spacings: Outside, 3 inches; inside, knob only.

Bronze cylinder, front, bolt, strike and ⅜ inch swivel hub.

Keys: 3 paracentric, nickel-bronze, coined, gold plated bows, from No. 8 blank. Five pin-tumblers. Changes practically unlimited. Can be furnished in sets with No. 726 series above and to be operated by the same keys, to special order.

Beveled armored front: 6⅞ x 1⅛ inches, specify hand when ordering. Regular bevel, ⅛ in 2¼ inches.

Operation: By knob from both sides; when outer knob is stopped, by key from outside.

No.	Latch bolt	Cylinder	For doors
766	Easy-spring	One	1½ to 2¼ inches
766G*	"	"	"
2766	Anti-friction	"	"

*Gun-spring hub (page 237).

Each in a paper box with screws.

YALE

Cuts half size

Front Door Locks

and Vestibule Latches



No. 726½ series



YALE No. 726½ series

For front doors

Master-keyed in one set of any number of changes usually required, all different, with a master-key to pass all locks; or in any number of sets required, each set having any number of changes, all changes different, with master-key to pass the locks in each set, and a grand master-key to pass all the locks. Can be master-keyed with any other Yale locks using the same type of cylinder. For further information concerning master-keyed locks, see page 97.

Japanned iron case 5⅜ x 3⅝ x ⅞ inches

Backsets: Regular, 2¾ inches; other backsets, 1¾, 1⅞, 2, 2½, 3, 3¼, 3½, 3¾, 4, 4¼, 4½, 5, 5½ and 6 inches, to special order and at an additional price.

Spacings: Outside, 3 inches; inside, 2¾ inches.

Bronze cylinder, front, bolts and strike.

Hubs: Bronze, ⅜ inch swivel for knob, 5/16 inch for thumb-turn.

Keys: 3 paracentric, nickel-bronze, coined, gold plated bows, from No. 8 blank. Five pin-tumblers. Changes practically unlimited. Can be furnished in sets with No. 766½ series vestibule latches below and to be operated by the same keys, to special order.

Rabbeted cast front: 7⅝ x 1⅝ inches with ½ inch rabbet, specify hand when ordering.

Operation: Latch bolt by knob from both sides; outer knob may be set by stop. When outer knob is stopped, latch bolt is operated by key. Dead bolt by key from outside, by No. 55 thumb-turn from inside. Two cylinder locks by key from either side.

No.	Latch bolt	Cylinders	For doors
726½	Easy-spring	One	1⅝ to 2⅜ inches
726¾	"	Two	1⅝ to 2 "
2726½	Anti-friction	One	1⅝ to 2⅜ inches
2726¾	"	Two	1⅝ to 2 "

Each in a paper box with screws.

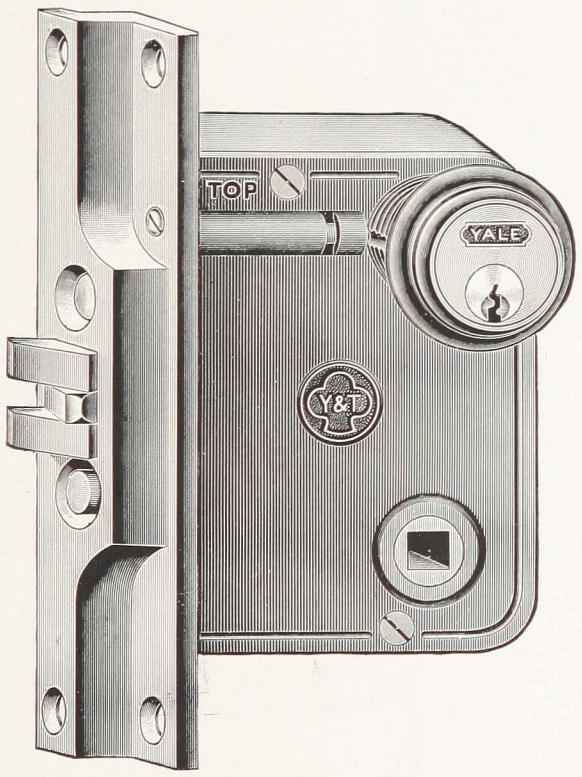

No. 766½ series



YALE No. 766½ series

For vestibule doors

Master-keyed as No. 726½ series above.

Japanned iron case 4⅝ x 3¾ x ¾ inches

Backsets: Regular, 2¾ inches; other backsets, from 1½ to 2½ inches and from 2⅞ to 4¾ inches by ⅛ inch, to special order and at an additional price.

Spacings: Outside, 3 inches; inside, knob only.

Bronze cylinder, front, bolt, strike and ⅜ inch swivel hub.

Keys: 3 paracentric, nickel-bronze, coined, gold plated bows, from No. 8 blank. Five pin-tumblers. Changes practically unlimited. Can be furnished in sets with No. 726½ series front door locks above and to be operated by the same keys, to special order.

Rabbeted cast front: 7 x 1⅛ inches with ½ inch rabbet, specify hand when ordering.

Operation: By knob from both sides; when outer knob is stopped, by key from outside.

No.	Latch bolt	Cylinders	For doors
766½	Easy-spring	One	1½ to 2¼ inches
2766½	Anti-friction	"	"

Each in a paper box with screws.

Cuts half size

Front Door Locks

and Vestibule Latches

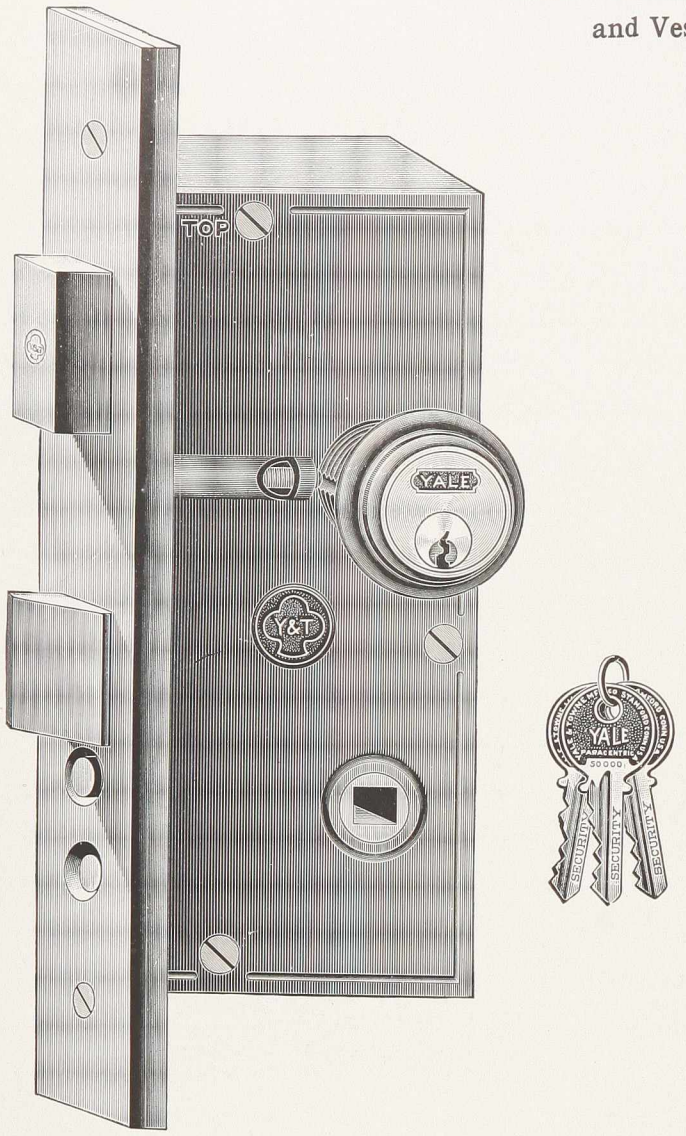

No. 754¼ series

YALE No. 754¼ series

For front doors

Master-keyed in one set of any number of changes usually required, all different, with a master-key to pass all locks, or in any number of sets required, each set having any number of changes, all changes different, with master-key to pass the locks in each set, and a grand master-key to pass all the locks. Can be master-keyed with any other Yale locks using the same type of cylinder. For further information concerning master-keyed locks, see page 97.

Japanned iron case 7½ x 3¾ x 1⅛ inches

Backsets: Regular 2¾ inches; other backsets, 2, 2½, 3¼, 3½, 4½ and 5¼ inches, to special order and at an additional price.
Spacings: Outside, 3 inches; inside, 5 inches.
Bronze cylinders, front, bolts, strike and ⅜ inch swivel hub.
Keys: 5 paracentric, nickel-bronze, coined, gold plated bows, from No. 8 blank; 3 marked "A", 2 marked "B". Five pin-tumblers. Changes practically unlimited.
Beveled armored front: 10¼ x 1⅜ inches, specify hand when ordering. Regular bevel, ⅛ in 2¼ inches.
Rabbeted cast front: 9¾ x 1⅜ inches with ½ inch rabbet, specify hand when ordering.

With stop-work

Operation: Latch bolt by knob from both sides. Outer knob may be set by stop. When outer knob is stopped, latch bolt is operated by key. Dead bolt by key marked "A" from either side, by key marked "B" from *inside only*.

No.	Front	Latch bolt	For doors
754¼	Flat	Easy-spring	1½ to 2⅝ inches
2754¼	"	Anti-friction	"
754¾	Rabbeted	Easy-spring	"

Without stop-work

Operation: Latch bolt by knob from both sides. Dead bolt by key marked "A" from either side, by key marked "B" from *inside only*.

753¼	Flat	Easy-spring	1½ to 2⅝ inches

Each in a paper box with screws.

YALE No. 774 series

For vestibule doors

Master-keyed as No. 754¼ series above.

Japanned iron case 5⅝ x 3⅝ x 1 inches

Backsets: Regular 2¾ inches; other backsets, 2¼, 2½, 3, 3¼, 3½, 4¼, 4½ and 5½ inches, to special order and at an additional price.
Spacings: Outside, 3 inches; inside, knob only.
Bronze cylinder, front, bolt, strike and ⅜ inch swivel hub.
Keys: 3 paracentric, nickel-bronze, coined, gold plated bows, from No. 8 blank. Five pin-tumblers. Changes practically unlimited.
Beveled cast front: 7⅞ x 1⅜ inches, specify hand when ordering. Regular bevel, ⅛ in 2¼ inches.
Rabbeted cast front: 8 x 1⅜ inches with ½ inch rabbet, specify hand when ordering.

Operation

By knob from both sides; when outer knob is stopped, by key from outside.

No.	Front	Latch bolt	For doors
774	Flat	Easy-spring	1½ to 2⅝ inches
2774	"	Anti-friction	"
774½	Rabbeted	Easy-spring	"

Same as above but with added function of deadlocking bolt by thumb-turn from inside, so that key will not operate.

779	Flat	Easy-spring	1½ to 2⅝ inches

Each in a paper box with screws.



No. 774 series

YALE

Cuts half size

Front Door Locks

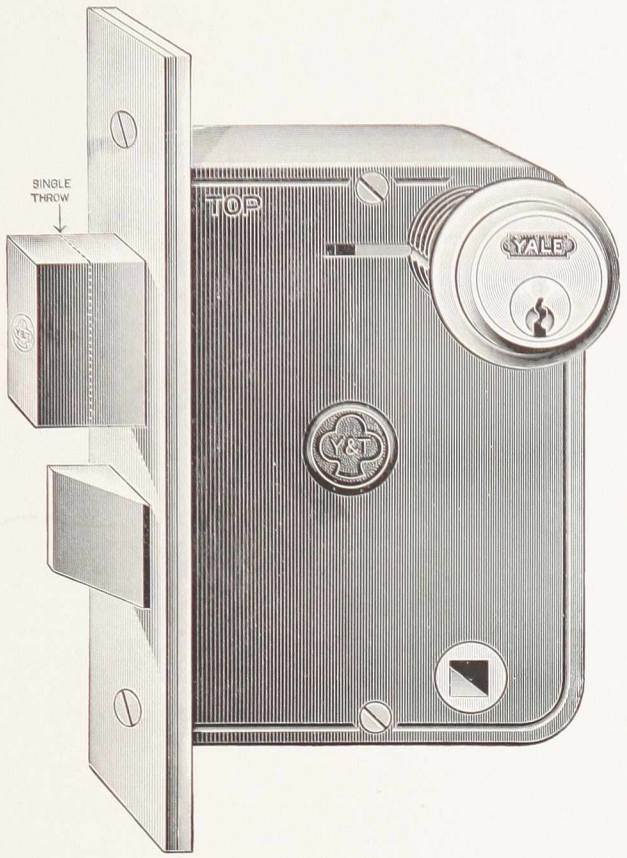

No. 783¼G series



YALE No. 783¼G series

Double-throw dead bolt

Master-keyed in one set of any number of changes usually required, all different, with a master-key to pass all locks; or in any number of sets required, each set having any number of changes, all changes different, with master-key to pass the locks in each set, and a grand master-key to pass all the locks. Can be master-keyed with any other Yale locks using the same type of cylinder. For further information concerning master-keyed locks, see page 97.

Japanned iron case as below

Spacing 4 inches.

Bronze cylinders, front, bolts, strike and ⅜ inch swivel hub.

Keys: 3 paracentric, nickel-bronze, coined, gold plated bows, from No. 8 blank. Five pin-tumblers. Changes practically unlimited.

Flat armored front: 7⅜ x 1 inches, for doors of either hand.

Beveled cast front: 7⅜ x 1 inches, specify hand and bevel when ordering. Bevels, ⅜ in 2¼ inches and ⅝ in 2¼ inches.

Operation: Latch bolt by key from outside, by lever handle from inside. Outer hub is pinned fast and lever handle is for convenience in closing door. Dead bolt by key from either side; a second turn of key accomplishes the double-throw.

No.	Case	Backset	For doors
783¼G*	5⅜ x 3¼ x ¾ ins.	2⅛ ins.	1½ to 1⅞ ins.
784¼G*	5⅜ x 3⅞ x ¾ "	2¾ "	"

*Gun-spring hub (page 237).

Each in a paper box with screws.



No. 2736 series



YALE No. 2736 series

Master-keyed in one set of any number of changes usually required, all different, with a master-key to pass all locks; or in any number of sets required, each set having any number of changes, all changes different, with master-key to pass the locks in each set, and a grand master-key to pass all the locks. Can be master-keyed with any other Yale locks using the same type of cylinder. For further information concerning master-keyed locks, see page 97.

Japanned iron case 4⅝ x 5⅜ x ⅞ inches

Backset: Cylinder, 2⅜ inches; knob, 4⅞ inches.

Spacing: *Horizontal*, 2½ inches.

Bronze cylinder, front, bolts, strike and ⅜ inch swivel hub.

Keys: 3 paracentric, nickel-bronze, coined, gold plated bows, from No. 8 blank. Five pin-tumblers. Changes practically unlimited.

Beveled cast front: 7 x 1½ inches, specify hand when ordering. Regular bevel, ⅛ in 2¼ inches.

Rabbeted cast front: 7 x 1½ inches with ½ inch rabbet, specify hand when ordering.

Operation: Latch bolt by knob from both sides; outer knob may be set by stop. When outer knob is stopped, latch bolt is operated by key. Dead bolt by key from outside, by No. 55 thumb-turn from inside.

No.	Front	Latch bolt	For doors
2736	Flat . .	Anti-friction . .	1¾ to 2½ inches
2736½	Rabbeted .	" .	"

Each in a paper box with screws.

Cuts half size

Mortise Knob Locks

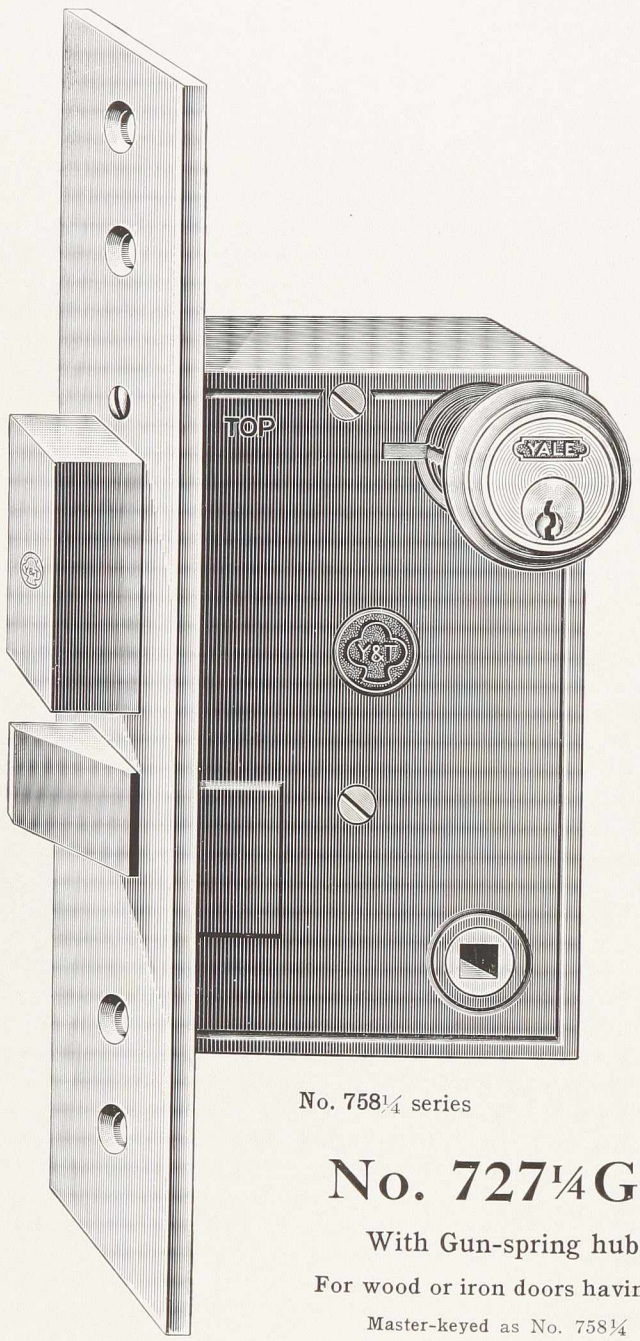

No. 758¼ series



YALE No. 758¼ series

For extra heavy entrance doors

Master-keyed in one set or any number of changes usually required, all different, with a master-key to pass all locks; or in any number of sets required, each set having any number of changes, all changes different, with master-key to pass the locks in each set, and a grand master-key to pass all the locks. Can be master-keyed with any other Yale locks using the same type of cylinder. For further information concerning master-keyed locks, see page 97.

Japanned iron case 6½ x 4 x 1 inches

Spacing 5 inches.

Backsets: Regular, 3 inches; other backsets, from 3¼ to 5¾ inches by ¼ inch, to special order and at an additional price.

Bronze cylinders, front, bolts, strike and ⅜ inch hub.

Keys: 3 paracentric, nickel-bronze, coined, gold plated bows, from No. 8 blank. Five pin-tumblers. Changes practically unlimited.

Flat cast front: 12 x 1¾ inches, for doors of either hand.

Beveled cast front: 12 x 1¾ inches, specify hand when ordering. Regular bevel, ⅛ in 2¼ inches.

Rabbeted cast front: 12 x 1¾ inches with ½ inch rabbet, specify hand when ordering.

Operation: Latch bolt by knob from both sides. Dead bolt by key from either side.

No.	Front	Latch bolt	For doors
758¼	Flat	Easy-spring	2¼ to 3 inches
2758¼	"	Anti-friction	"
758¾	Rabbeted	Easy-spring	"

Each in a paper box with screws.

No. 727¼G series

With Gun-spring hub (page 237)

For wood or iron doors having narrow stiles

Master-keyed as No. 758¼ series above.

Japanned iron case 6¼ x 1⅞ x ⅞ inches

Backsets: Regular, 1 inch; other backset, 1¼ inches, to special order and at an additional price.

Spacing 4½ inches. **Easy-spring** latch bolt.

Bronze cylinders, front, bolts, strike and ⅜ inch hub.

Keys: 3 paracentric, nickel-bronze, coined, gold plated bows, from No. 8 blank. Five pin-tumblers. Changes practically unlimited.

Flat armored front: 8½ x 1⅛ inches, for doors of either hand.

Beveled armored front: 8½ x 1⅛ inches, specify hand when ordering. Bevel, ⅛ in 2¼ inches.

Rabbeted cast front: 8½ x 1¼ inches with ½ inch rabbet, specify hand when ordering.

Plain trim: Pair lever handles with plates. *Not adapted* to escutcheon plate.

Operation:

Latch bolt by lever handle from *inside only*. Outer hub is pinned fast. Dead bolt by key from either side.

No.	Front		For doors
727¼G	Flat	Iron,	1⅜ to 1¾ inches
727¾G	Rabbeted	"	"
728¼G	Flat	Wooden	"
728¾G	Rabbeted	"	"

Latch bolt is operated by lever handle from both sides. Dead bolt is operated by key from either side.

No.	Front		For doors
729¼G	Flat	Iron,	1⅜ to 1¾ inches
729¾G	Rabbeted	"	"
730¼G	Flat	Wooden	"
730¾G	Rabbeted	"	"

Each in a paper box with screws and strikes for wooden doors; without screws or strikes for iron doors.

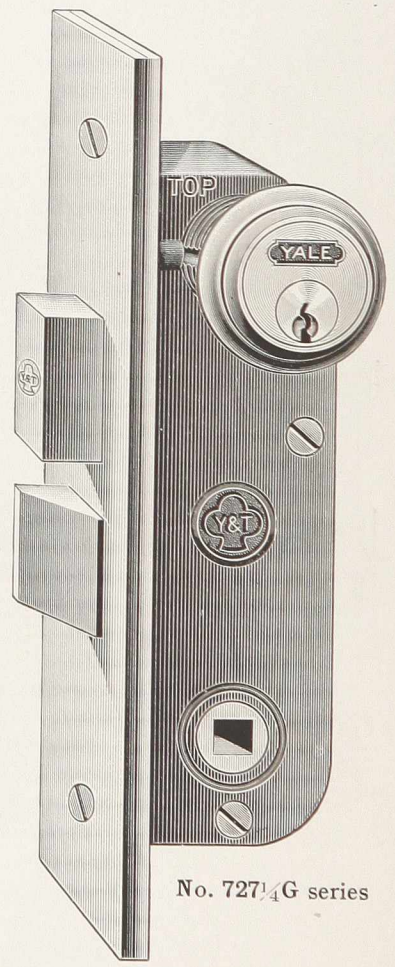

No. 727¼G series

YALE

Cuts half size

Front Door Locks, etc.



No. 428 series

YALE No. 428 series

For front doors

Master-keyed as No. 758¼ series on opposite page.

Japanned iron case 5¼ x 3¾ x 13/16 inches

Backset 2¾ inches.

Spacings: Outside, 4 11/16 inches; inside, 2¾ inches.

Bronze cylinder, front, bolts, strike and 5/16 inch hub.

Keys: 3 paracentric, nickel-bronze, coined, gold plated bows, from No. 8 blank. Five pin-tumblers. Changes practically unlimited.

Flat armored front: 7½ x 1¼ inches, for doors of either hand.

Beveled armored front: 7½ x 1¼ inches, specify hand when ordering. Regular bevel, ⅛ in 2¼ inches.

Rabbeted cast front: 7⅝ x 1⅜ inches with ½ inch rabbet, specify hand when ordering.

Operation: Latch bolt by thumb-piece from outside, by knob from inside. Thumb-piece may be set by stop; when stopped, latch bolt by key from outside. Dead bolt by key from outside, by No. 15 thumb-turn from inside.

Plain trim: ½ pair store door handles for outside, ½ pair knobs and one escutcheon plate for inside.

No.	Front	Latch bolt	For doors
428	Flat	Easy-spring	1⅝ to 2¼ inches
2428	"	Anti-friction	"
428½	Rabbeted	Easy-spring	"

Each in a paper box with screws.

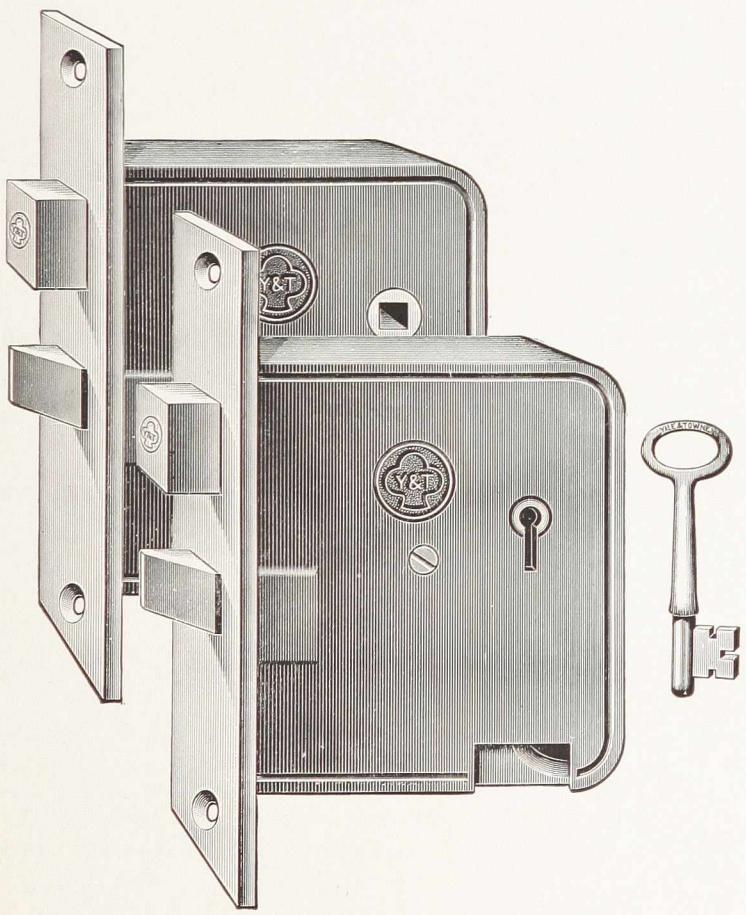

No. 410 series

No. 410 series

For interior doors of Colonial houses, etc.

Not master-keyed

Japanned iron case 4 x 3⅝ x ⅝ inches

Backset 2¾ inches. **Spacing** 2 9/16 inches.

Bronze front, bolts and strike.

Flat cast front: 5⅞ x 1 inches, for doors of either hand.

By key and thumb-piece

Keys: 1 nickel plated solid steel, from No. S145 blank. Lever-tumblers and changes as below.

Operation: Latch bolt by thumb-pieces from both sides. Dead bolt by key from either side.

Plain trim: Pair Colonial door handles and two key plates.

No.	Front	Tumblers	Changes
410	Flat	3	36
411	"	1	12

By thumb-turn and thumb-piece

Operation: Latch bolt by thumb-pieces from both sides. Dead bolt by No. 35 thumb-turn from *inside* only.

Plain trim: Pair Colonial door handles and one thumb-turn with base.

No.	Front	Bolts	Strike
412	Flat	Bronze	Bronze

Each in a paper box with screws.

Cuts half size

Store Door Locks



No. 414¼ series

YALE No. 414¼ series

Master-keyed as No. 454¼ lock on opposite page.

Japanned iron case as below

Spacing 4 11/16 inches.

Bronze cylinders, front, bolts and strike.

Keys: 3 paracentric, nickel-bronze, coined, gold plated bows, from No. 8 blank. Five pin-tumblers. Changes practically unlimited.

Flat armored front: 7 x 1¼ inches, for doors of etiher hand.

Beveled armored front: 7 x 1¼ inches, specify hand when ordering. Regular bevel, ⅛ in 2¼ inches.

Rabbeted cast front: 7 x 1¼ inches with ½ inch rabbet, specify hand when ordering.

Operation: Latch bolt by thumb-pieces from both sides. Dead bolt by key from either side.

Case 5 x 3 x 1 inches

Backsets: Regular, 2¼ inches; other backset, 2½ inches, to special order and at an additional price.

No.	Front	Latch bolt	For doors
414¼	Flat	Easy-spring	1¾ to 2¼ inches
2414¼	"	Anti-friction	"
414¾	Rabbeted	Easy-spring	"
2414¾	"	Anti-friction	"

Case 5 x 3 5/8 x 1 inches

Backsets: Regular, 2¾ inches; other backsets, from 3 to 5¼ inches by ¼ inch, to special order and at an additional price.

432¼	Flat	Easy-spring	1¾ to 2¼ inches
2432¼	"	Anti-friction	"
432¾	Rabbeted	Easy-spring	"
2432¾	"	Anti-friction	"

Each in a paper box with screws.





No. 472¼ series

YALE No. 472¼ series

Master-keyed as No. 454¼ lock on opposite page.

Japanned iron case 5¼ x 3 5/8 x 1 inches

Spacing 4 11/16 inches.

Backsets: Regular, 2¾ inches; other backsets, 2, 2½, 3 and 4½ inches, to special order and at an additional price.

Bronze cylinders, front, bolts and strike.

Keys: 3 paracentric, nickel-bronze, coined, gold plated bows, from No. 8 blank. Five pin-tumblers. Changes practically unlimited.

Flat armored front: 8 x 1⅜ inches, for doors of either hand. Can be furnished with dust proof-strike, to special order and at an additional price.

Beveled armored front: 8 x 1⅜ inches, specify hand when ordering. Regular bevel, ⅛ in 2¼ inches.

Rabbeted cast front: 8 x 1⅜ inches with ½ inch rabbet, specify hand when ordering.

Operation

Latch bolt by thumb-pieces from both sides. Outer thumb-piece may be set by stop; when stopped, latch bolt by key from outside. Dead bolt by key from either side.

No.	Front	Latch bolt	For doors
472¼	Flat	Easy-spring	1¾ to 2¼ inches
2472¼	"	Anti-friction	"
472¾	Rabbeted	Easy-spring	"

Latch bolt by thumb-pieces from both sides. Outer thumb-piece may be set by stop; when stopped, latch bolt by key from outside. Dead bolt by key from outside, by thumb-turn from inside.

482	Flat	Easy-spring	1½ to 2¼ inches
2482	"	Anti-friction	"
482½	Rabbeted	Easy-spring	"

Each in a paper box with screws.

YALE

Cuts half size

Store Door Locks



No. 454¼ lock



YALE No. 454¼ lock

Master-keyed in one set of any number of changes usually required, all different, with a master-key to pass all locks; or in any number of sets required, each set having any number of changes, all changes different, with master-key to pass the locks in each set, and a grand master-key to pass all the locks. Can be master-keyed with any other Yale locks using the same type of cylinder. For further information concerning master-keyed locks, see page 97.

Japanned iron case 9½ x 3⅞ x 1¼ inches

Backset 2¾ inches. **Spacing** 8½ inches.

Bronze cylinders, front, bolts and strike.

Keys: 3 paracentric, nickel-bronze, coined, gold plated bows, from No. 8 blank. Five pin-tumblers. Changes practically unlimited.

Flat cast front: 12⅝ x 1¾ inches, for doors of either hand.

Operation: Latch bolt by thumb-pieces from both sides. Dead bolt by key from either side.

No.	Front	Latch bolt	For doors
454¼	Flat	Easy-spring	2 to 2⅞ inches

Each in a paper box with screws.

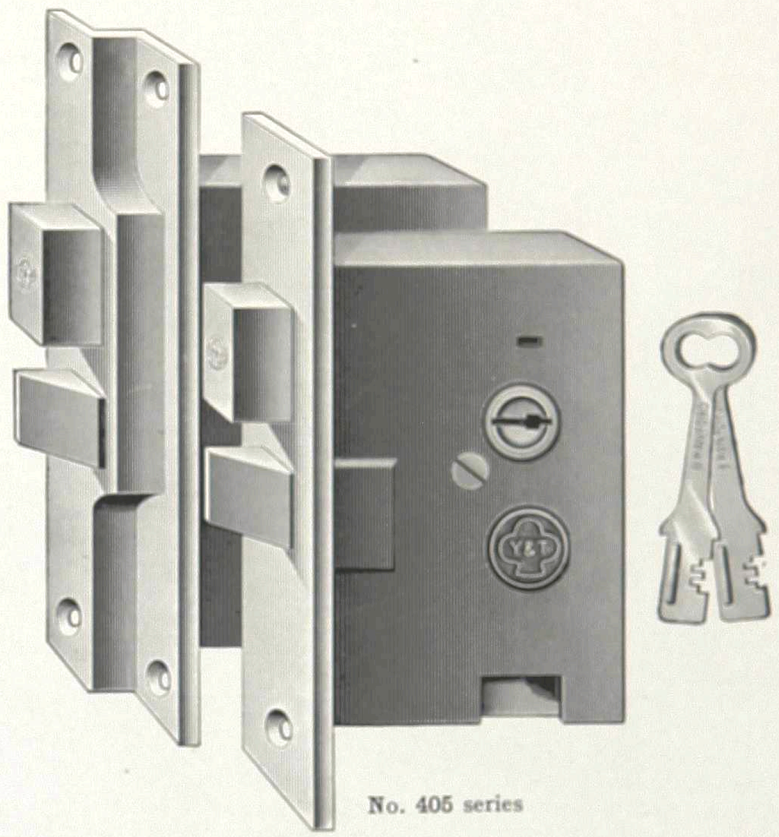

No. 405 series

No. 405 series

Not master-keyed

Japanned iron case 4½ x 3 x ⅝ inches

Backset 2⅛ inches. **Spacing** 3⅝ inches.

Keys: 2 nickel plated flat steel, from No. 341½ blank. Three lever-tumblers. Changes, 12.

Flat cast front: 6½ x 1 inches, for doors of either hand.

No.	Bronze front	Latch bolt
405	Flat front	Bronze, easy-spring
2405	" "	" anti-friction
405½	Rabbeted front	" easy-spring
2405½	" "	" anti-friction

Each in a paper box with screws.

Rabbeted cast front: 6⅞ x 1¼ inches with ½ inch rabbet, specify hand when ordering.

Operation: Latch bolt by thumb-pieces from both sides. Dead bolt by key from either side.

No.	Iron front	Latch bolt
406	Flat front	Bronze, easy-spring
2406	" "	" anti-friction
406½	Rabbeted front	" easy-spring
2406½	" "	" anti-friction

Each in a paper box with screws.

YALE

Cuts half size

Store Door Latches, etc.



No. 400½ latch

No. 400 latch

No. 401 series

No. 400 series

Japanned iron case 2¾ x 2¾ x ⅝ inches

Backset 1⅝ inches.

Flat cast front: 4⅝ x 1 inches, for doors of either hand.
Rabbeted cast front: 4¾ x 1¼ inches with 7/16 inch rabbet, specify hand when ordering.
Operation: By thumb-pieces from both sides.
Plain trim: Pair Nos. 315 or 335 handles.

No.	Front	Bolt and Strike
400	Bronze, flat	Bronze
400½	" rabbeted	"

Japanned iron case 3 x 3 x ¾ inches

Backsets: Regular, 2¼ inches; other backsets, from 2½ to 4 inches by ⅛ inch, to special order and at an additional price.
Flat cast front: 5 x 1⅛ inches, for doors of either hand.
Beveled cast front: 5 x 1⅛ inches, specify hand when ordering. Regular bevel, ⅛ in 2¼ inches.
Rabbeted cast front: 5 x 1⅛ inches with ½ inch rabbet, specify hand when ordering.
Operation: By thumb-pieces from both sides.
Plain trim: Pair Nos. 315 or 335 handles.

No.	Front	Bolt	Strike
401	Bronze, flat	Bronze, easy-spring	Bronze
2401	" "	" anti-friction	"
401½	" rabbeted	" easy-spring	"

Each in a paper box with screws.

Office Locks



No. 2664 lock

YALE No. 2664 lock

Master-keyed as No. 670 series on opposite page.

The best method of master-keying this lock is by means of the *Bicentric Cylinder*, described and illustrated on page 99.

Japanned iron case 6 x 3¾ x ¾ inches

Backset 3 inches.

Spacings: Outside, 2¾ inches; inside, 2½ and 4¾ inches.
Bronze cylinder, front, bolts and strike.
Hubs: Bronze, ⅜ inch swivel for knob, 3/16 inch for thumb-turn.
Keys: 3 paracentric, nickel-bronze, coined, gold plated bows, from No. 8 blank. Five pin-tumblers. Changes practically unlimited.
Flat cast front: 8⅜ x 1⅛ inches, specify hand when ordering.
Operation: Latch bolt by knob from both sides and by key from outside when knob is stopped by thumb-turn from inside. Dead bolt operated by another thumb-turn from *inside only*.

No.		
2664	Anti-friction latch bolt	For doors 1⅞ to 2⅜ inches

Each in a paper box with screws.

YALE

Cuts half size



No. 670 series



No. 656 series

YALE No. 670 series

Master-keyed in one set of any number of changes usually required, all different, with a master-key to pass all locks; or in any number of sets required, each set having any number of changes, all changes different, with master-key to pass the locks in each set, and a grand master-key to pass all the locks. Can be master-keyed with any other Yale locks using the same type of cylinder. For further information concerning master-keyed locks, see page 97.
The best method of master-keying this lock is by means of the *Bicentric Cylinder*, described and illustrated on page 99.

Japanned iron case 4⅝ x 3¾ x 13/16 inches

Backset 2¾ inches.

Spacings: Outside, 3 inches; inside, 2¾ inches.

Bronze cylinder, front, bolt and strike.

Hubs: Bronze, ⅜ inch swivel for knob, 5/16 inch for thumb-turn.

Keys: 3 paracentric, nickel-bronze, coined, gold plated bows, from No. 8 blank. Five pin-tumblers. Changes practically unlimited.

Beveled armored front: 6⅞ x 1⅛ inches, specify hand when ordering. Regular bevel, ⅛ in 2¼ inches.

Rabbeted cast front: 7 x 1⅛ inches with ½ inch rabbet, specify hand when ordering.

Hinged latch bolt

Operation: By knob from both sides, by key from outside. Outer knob may be set by stop. Latch bolt may be deadlocked by No. 55 thumb-turn from inside, giving the security of a dead lock.

No.		
671	Flat front . .	For doors 1⅝ to 2⅜ inches

Operation: Same as No. 671 but with deadlocking feature omitted.

672	Flat front . .	For doors 1⅝ to 2¾ inches

Easy-spring latch bolt

Operation: Same as No. 671 above.

670	Flat front . .	For doors 1⅝ to 2⅜ inches
670½	Rabbeted front . .	" " "

Each in a paper box with screws.

YALE No. 656 series

Master-keyed as No. 670 series above.

Japanned iron case 5 x 3⅞ x 13/16 inches

Backset 2¾ inches.

Spacings: Outside, 3 inches; inside, knob only.

Bronze cylinder, front, bolts and strike.

Hubs: Bronze, ⅜ inch swivel for knob, 5/16 inch for thumb-turn.

Keys: 3 paracentric, nickel-bronze, coined, gold plated bows, from No. 8 blank. Five pin-tumblers. Changes practically unlimited.

Beveled armored front: 7¼ x 1¼ inches, specify hand when ordering. Regular bevel, ⅛ in 2¼ inches.

Operation

By knob from both sides, by key from outside when outer knob is stopped. When door is closed, the trigger bolt automatically deadlocks the bolt and makes it proof against end pressure, but can always be retracted by key from outside or knob from inside.

No.		
656	Easy-spring latch bolt	For doors 1½ to 2 inches
657	Hinged " "	" " "

In addition to above operation, the bolt may be deadlocked by thumb-turn from inside, making the key inoperative.

658	Easy-spring latch bolt	For doors 1½ to 2 inches
659	Hinged " "	" " "

By knob from inside only. Stop work is omitted. Outer hub is pinned fast and knob serves as a pull in closing door. The latch bolt may be retracted by key from outside and is held in that position when key is withdrawn.

687	Hinged latch bolt .	For doors 1½ to 2 inches

Each in a paper box with screws.

Office Locks

Cuts half size



No. 780 series

YALE No. 780 series

Master-keyed in one set of any number of changes usually required, all different, with a master-key to pass all locks; or in any number of sets required, each set having any number of changes, all changes different, with master-key to pass the locks in each set, and a grand master-key to pass all the locks. Can be master-keyed with any other Yale locks using the same type of cylinder. For further information concerning master-keyed locks, see page 97.
The best method of master-keying this lock is by means of the *Bicentric Cylinder*, described and illustrated on page 99.

Japanned iron case 4½ x 3½ x ¾ inches

Backset 2¾ inches.

Spacings: Outside, 3 inches; inside, knob only.

Bronze cylinder, front, bolt, strike and ⅜ inch swivel hub.

Keys: 3 paracentric, nickel-bronze, coined, gold plated bows, from No. 8 blank. Five pin-tumblers. Changes practically unlimited.

Flat armored front: 6¾ x 1⅛ inches, for doors of either hand.

Beveled armored front: 6¾ x 1⅛ inches, specify hand when ordering. Regular bevel, ⅛ in 2¼ inches.

Operation: By knob from both sides, by key from outside. Outer knob may be set by stop.

No.		For doors
780	Easy-spring latch bolt . . .	1½ to 2 inches
2780	Anti-friction " " . . .	"

Each in a paper box with screws.

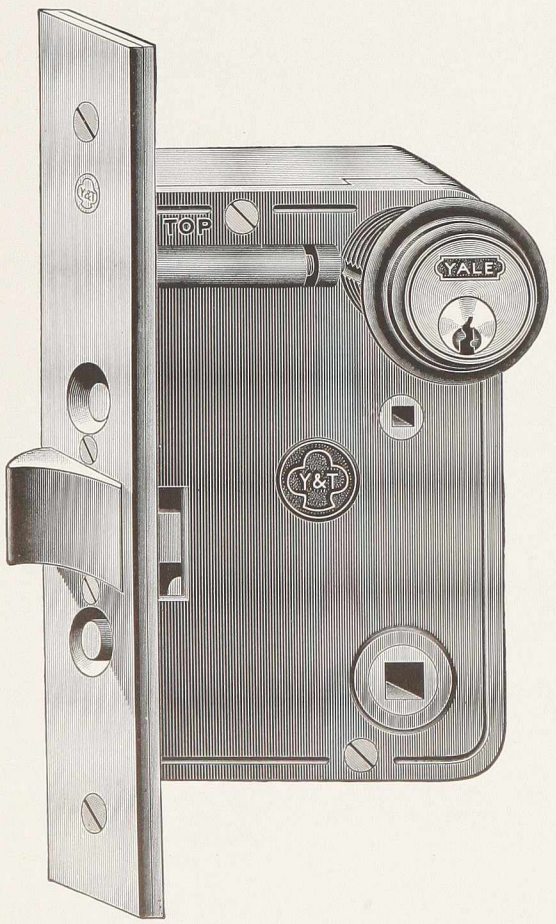



No. 676 series

YALE No. 676 series

Master-keyed as No. 780 series above.

Japanned iron case 5⅝ x 3¾ x ¾ inches

Backset 2¾ inches.

Spacings: Outside, 4 inches; inside, two cylinder locks 4 inches, one cylinder locks 3¾ inches.

Bronze cylinder, front, bolt and strike.

Hubs: Bronze, ⅜ inch swivel for knob; No. 1129 disc for thumb-turn.

Keys: 3 paracentric, nickel-bronze, coined, gold plated bows, from No. 8 blank. Five pin-tumblers. Changes practically unlimited.

Flat armored front: 8⅜ x 1¼ inches, for doors of either hand.

Beveled armored front: 8⅜ x 1¼ inches, specify hand when ordering. Regular bevel, ⅛ in 2¼ inches.

Operation

As a front door lock it is provided with swivel spindle and stop-work, whereby the outer knob may be stopped. From the outside, the key retracts the latch bolt, also deadlocks it (as in a Yale front door lock). From the inside of one cylinder locks the bolt may be deadlocked by thumb-turn; of two cylinder locks, by key. When not deadlocked, the bolt is operated at all times by knob from inside and by knob or key from outside.

As a vestibule latch it has the same functions as above, thus giving in addition to all of the functions of an ordinary vestibule latch, the additional security obtained by deadlocking the latch bolt when desired.

As an office door lock it may be the same as for front door use, as described above; or, as usually preferred, it may have a solid hub and no stop work, in which case the bolt can be operated at all times by knob from both sides, except when deadlocked, and may be deadlocked by key from outside and by thumb-turn from inside of one cylinder locks; by key from from inside of two cylinder locks.

No.		For doors
676	Hinged latch bolt 1 cylinder .	1½ to 2¼ inches
676¼	" " " 2 " . .	1½ to 1⅞ "

Each in a paper box with screws.

YALE

Cuts half size

Office Locks



No. 614¼ series



YALE No. 614¼ series

Master-keyed in one set of any number of changes usually required, all different, with a master-key to pass all locks; or in any number of sets required, each set having any number of changes, all changes different, with master-key to pass the locks in each set, and a grand master-key to pass all the locks. Can be master-keyed with any other Yale locks using the same type of cylinder. For further information concerning master-keyed locks, see page 97.
The best method of master-keying this lock is by means of the *Bicentric Cylinder*, described and illustrated on page 99.

Japanned iron case 5½ x 3⅛ x 1 inches

Backset 2¼ inches.

Spacings: Outside, 3½ inches; inside, two cylinder locks 3½ inches, one cylinder locks 3¼ inches.
Bronze cylinders, front, bolts, strike and ⅜ inch hub.
Keys: 3 paracentric, nickel-bronze, coined, gold plated bows, from No. 8 blank. Five pin-tumblers. Changes practically unlimited.
Flat cast front: 7½ x 1¼ inches, for doors of either hand.
Beveled cast front: 7½ x 1¼ inches, specify hand when ordering. Regular bevel, ⅛ in 2¼ inches.
Rabbeted cast front: 7½ x 1¼ inches with ½ inch rabbet, specify hand when ordering.
Operation: Latch bolt by knob from both sides. Dead bolt by key from outside, by No. 15 thumb-turn from inside; two cylinder locks by key from either side.

No.						For doors
	Flat front					
614¼	Easy-spring latch bolt			2	cylinders	1¾ to 2¼ inches
614¼G*	"	"	"	2	"	"
2614¼	Anti-friction	"	"	2	"	"
615	Easy-spring	"	"	1	"	1¾ to 2⅝ inches
2615	Anti-friction	"	"	1	"	"
	Rabbeted front					
614¾	Easy-spring latch bolt			2	cylinders	1¾ to 2¼ inches
615½	"	"	"	1	"	1¾ to 2⅝ "

*Gun-spring hub (page 237).
Each in a paper box with screws.



No. 654¼ series



YALE No. 654¼ series

Master-keyed as No. 614¼ series above.

Japanned iron case 5½ x 3¾ x 1 inches

Backsets: Regular, 2¾ inches; other backsets, 2½, 3, 3¼, 3½, 3¾, 4½, 5 and 6¼ inches, to special order and at an additional price.
Spacings: Outside, 3½ inches; inside, two cylinder locks 3½ inches, one cylinder locks 3¼ inches.
Bronze cylinders, front, bolts and ⅜ inch hub.
Keys: 3 paracentric, nickel-bronze, coined, gold plated bows, from No. 8 blank. Five pin-tumblers. Changes practically unlimited.
Flat armored front: 7½ x 1¼ inches, for doors of either hand.
Beveled armored front: 7½ x 1¼ inches, specify hand when ordering. Regular bevel, ⅛ in 2¼ inches.
Rabbeted cast front: 7½ x 1¼ inches with ½ inch rabbet, specify hand when ordering.
Operation: Latch bolt by knob from both sides. Dead bolt by key from outside, by No. 15 thumb-turn from inside; two cylinder locks by key from either side.

No.						For doors
	Flat front					
654¼	Easy-spring latch bolt			2	cylinders	1¾ to 2¼ inches
654¼G*	"	"	"	2	"	"
2654¼	Anti-friction	"	"	2	"	"
655	Easy-spring	"	"	1	"	1¾ to 2⅝ inches
2655	Anti-friction	"	"	1	"	"
	Rabbeted front					
654¾	Easy-spring latch bolt			2	cylinders	1¾ to 2¼ inches
2654¾	Anti-friction	"	"	2	"	"
655½	Easy-spring	"	"	1	"	1¾ to 2⅝ inches
2655½	Anti-friction	"	"	1	"	"

*Gun-spring hub (page 237).
Each in a paper box with screws.

Office Locks

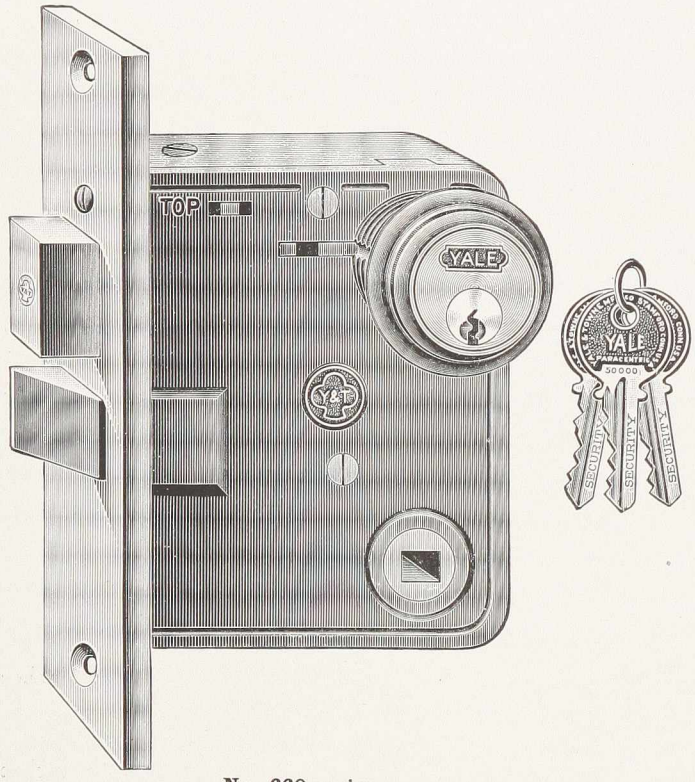

No. 660 series

YALE No. 660 series

Master-keyed in one set of any number of changes usually required, all different, with a master-key to pass all locks; or in any number of sets required, each set having any number of changes, all changes different, with master-key to pass the locks in each set, and a grand master-key to pass all the locks. Can be master-keyed with any other Yale locks using the same type of cylinder. For further information concerning master-keyed locks, see page 97.
The best method of master-keying this lock is by means of the *Bicentric Cylinder*, described and illustrated on page 99.

Japanned iron case 4½ x 3½ x ¾ inches

Backsets: Regular, 2¾ inches; other backsets, 2¼ and 2½ inches, to special order and at an additional price.

Spacings: Outside, 3 inches; inside, two cylinder locks 3 inches, one cylinder lock 2¾ inches.

Bronze cylinder, front, bolts and 5/16 inch hub.

Keys: 3 paracentric, nickel-bronze, coined, gold plated bows, from No. 8 blank. Five pin-tumblers. Changes practically unlimited.

Flat cast front: 6¾ x 1 inches, for doors of either hand.

Beveled cast front: 6¾ x 1 inches, specify hand when ordering. Regular bevel, ⅛ in 2¼ inches.

Rabbeted cast front: 6¾ x 1 inches with ½ inch rabbet, specify hand when ordering.

Operation: Latch bolt by knob from both sides. Dead bolt by key from outside, by No. 15 thumb-turn from inside; two cylinder locks by key from either side.

No.					For doors
Flat front					
660	Easy-spring latch bolt		1 cylinder	1½ to 2	inches
660¼	"	"	2 "	1½ to 1¾	"
2660	Anti-friction "	"	1 "	1½ to 2	"
2660¼	"	"	2 "	1½ to 1¾	"
Rabbeted front					
660½	Easy-spring latch bolt		1 cylinder	1½ to 2	inches
660¾	"	"	2 "	1½ to 1¾	"
2660½	Anti-friction "	"	1 "	1½ to 2	"
2660¾	"	"	2 "	1½ to 1¾	"

Each in a paper box with screws.



No. 2663 lock

YALE No. 2663 lock

Master-keyed as No. 660 series above.

Japanned iron case 5½ x 4 x ¾ inches

Backset 3 inches.

Spacings: Outside, 3½ inches; inside, 3¼ inches.

Bronze front, cylinder, bolts, strike and ⅜ inch hub.

Keys: 3 paracentric, nickel-bronze, coined, gold plated bows, from No. 8 blank. Five pin-tumblers. Changes practically unlimited.

Beveled cast front: 7⅞ x 1⅛ inches, specify hand when ordering. Regular bevel, ⅛ in 2¼ inches.

Operation: Latch bolt by knob from both sides. Dead bolt by key from outside, by No. 15 thumb-turn from inside. The thumb-turn also acts as a stop to knob but the key will always operate latch bolt from outside.

No.			For doors
2663	Anti-friction latch bolt	1 cylinder	1⅞ to 2½ inches

Each in a paper box with screws.

YALE

The "Gun-spring" Hub

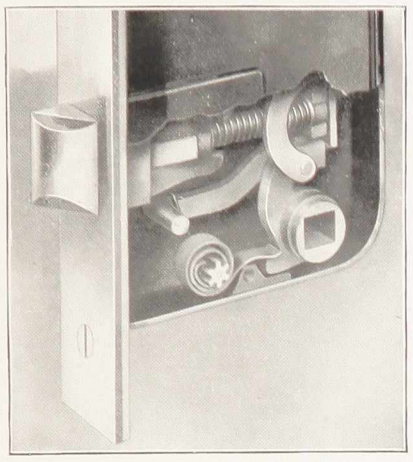

Type A
Knob below keyway

AMERICAN locks are habitually operated by knobs (which imply no unbalanced weight on the springs), and, therefore, are made with light springs and with double-acting hubs whereby the knob may be turned in either direction to retract the latch bolt.

European locks, on the contrary (except English), are habitually operated by lever handles, which imply a considerable unbalanced weight on the springs, and which operate in one direction only. Therefore such locks are made with single-acting hubs controlled by a heavy spring of the type used in guns. The ordinary American lock is not suited for use with lever handles.

To meet the increasing use of lever handles we have provided a number of locks with "GUN-SPRING HUBS," the construction of which is shown clearly by the accompanying illustration (Type A). The hub can be turned in one direction only, and against the resistance of a stiff steel spring. Its arm engages with one end of a bell-crank lever, the other end of which engages with the latch bolt to retract it. A lighter spring on the bell-crank lever affords an "easy-spring" action for the latch bolt, and also serves to keep all of the parts in contact and to prevent rattling.



Type B
Knob above keyway

The illustration (Type B) shows a modified form of this hub, made necessary by the construction of the lock, but which accomplishes the same result.

The list numbers of these locks are as follows:—

Type A. Knob below keyway

No.		Page	No.		Page
74G	series	151	**727¼G**	series	228
790G	lock	222	**683¼G**	lock	238
726G	"	224	**684¼G**	"	238
766G	"	224	**614¼G**	"	235
783¼G	series	227	**654¼G**	"	235

Type B. Knob above keyway

No.		Page	No.		Page
1000G	lock	189	**1500G**	lock	202
1000½G	"	189	**1505G**	"	202
1001G	"	190	**1402G**	"	207
1475G	"	200			
1503G	"	201			

Locks provided with "Gun-spring hubs" should always be used where lever handles are required.

YALE

Office Locks

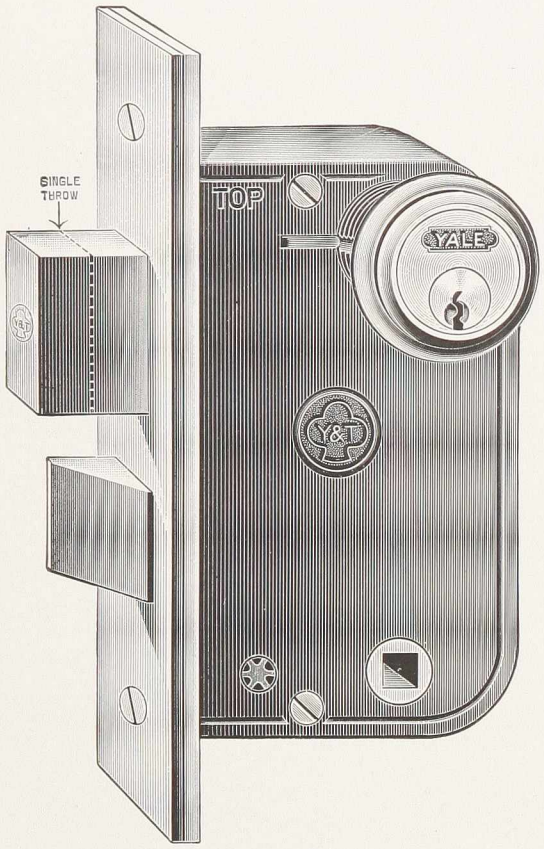

No. 683¼G lock



YALE No. 683¼G lock

Double-throw dead bolt

Master-keyed in one set of any number of changes usually required, all different, with a master-key to pass all locks; or in any number of sets required, each set having any number of changes, all changes different, with master-key to pass the locks in each set, and a grand master-key to pass all the locks. Can be master-keyed with any other Yale locks using the same type of cylinder. For further information concerning master-keyed locks, see page 97.
The best method of master-keying this lock is by means of the *Bicentric Cylinder*, described and illustrated on page 99.

Japanned iron case 5⅜ x 3¼ x ¾ inches

Backset 2⅛ inches. **Spacing** 4 inches.

Bronze cylinders, front, bolts, strike and ⅜ inch hub.

Keys: 3 paracentric, nickel-bronze, coined, gold plated bows, from No. 8 blank. Five pin-tumblers. Changes practically unlimited.

Flat armored front: 7⅜ x 1 inches, for doors of either hand.

Beveled cast front: 7⅜ x 1 inches, specify hand and bevel when ordering. Bevels, ⅜ in 2¼ inches and ⅝ in 2¼ inches.

Operation: Latch bolt by lever handle from both sides. Dead bolt by key from either side; a second turn of key accomplishes the double-throw.

No.			For doors
683¼G*	Easy-spring latch bolt	2 cylinders	1½ to 1⅞ inches

*Gun-spring hub (page 237).
Each in a paper box with screws.



No. 684¼G lock



YALE No. 684¼G lock

Double-throw dead bolt

Master-keyed in one set of any number of changes usually required, all different, with a master-key to pass all locks; or in any number of sets required, each set having any number of changes, all changes different, with master-key to pass the locks in each set, and a grand master-key to pass all the locks. Can be master-keyed with any other Yale locks using the same type of cylinder. For further information concerning master-keyed locks, see page 97.
The best method of master-keying this lock is by means of the *Bicentric Cylinder*, described and illustrated on page 99.

Japanned iron case 5⅜ x 3⅞ x ¾ inches

Backset 2¾ inches. **Spacing** 4 inches.

Bronze cylinders, front, bolts, strike and ⅜ inch hub.

Keys: 3 paracentric, nickel-bronze, coined, gold plated bows, from No. 8 blank. Five pin-tumblers. Changes practically unlimited.

Flat armored front: 7⅜ x 1 inches, for doors of either hand.

Beveled cast front: 7⅜ x 1 inches, specify hand and bevel when ordering. Bevels, ⅜ in 2¼ inches and ⅝ in 2¼ inches.

Operation: Latch bolt by lever handle from both sides. Dead bolt by key from either side; a second turn of key accomplishes the double-throw.

No.			For doors
684¼G*	Easy-spring latch bolt	2 cylinders	1½ to 1⅞ inches

*Gun-spring hub (page 237).
Each in a paper box with screws.

YALE

Hotel Locks



No. 1650 series

For corridor doors

Master-keyed in one set of 300 locks, all different, with a master-key to pass all locks. Also master-keyed in sets with other locks using master-keys from No. S53½ blank. For further information concerning master-keyed locks, see page 97.

Japanned iron case 5¼ x 3⅝ x ⅝ inches

Backset 2¾ inches. **Hub:** 5/16 inch, bronze.

Spacings: Outside, 3¾ inches; inside, 2¼ inches.

Keys: 1 nickel plated solid steel, from No. S53 blank.

Lever-tumblers: Three of cold rolled steel.

Flat cast front: 7⅜ x 1⅛ inches, specify hand when ordering.

Beveled cast front: 7⅜ x 1⅛ inches, specify hand when ordering. Regular bevel, ⅛ in 2¼ inches.

Rabbeted cast front: 7⅜ x 1⅛ inches with ½ inch rabbet, specify hand when ordering.

Operation: Latch bolt by knob from both sides. Dead bolt by guest's key, maid's key and housekeeper's key from either side unless locked from room side, in which case it cannot be operated from corridor side by any key.

When so desired, a "shut-out" key may be furnished by the use of which any one or all of the other keys become inoperative until unlocked by the "shut-out" key. State specifically on order if this feature is to be included.

No.	Front	Bolts	Strike
1650	Brass, flat	Brass	Brass
1650½	" rabbeted	"	"
1651	Bronze, flat	Bronze	Bronze
1651½	" rabbeted	"	"

Each in a paper box with screws.



No. 1670 series

For corridor and communicating doors

Master-keyed in one set of 1890 locks, all different, with a master-key to pass all locks. Also master-keyed in sets with other locks using master-keys from No. S50½ blank. For further information concerning master-keyed locks, see page 97.

Japanned iron case 6 x 3½ x ¾ inches

Backset 2¾ inches. **Easy-spring** latch bolt.

Spacings: Outside, 3¾ inches; inside, 2¼ inches.

Bronze front, bolts, strike and 5/16 inch hub.

Keys: 1 nickel plated solid steel, from No. S50 blank.

Lever-tumblers: Three of cold rolled steel.

Beveled cast front: 8 x 1⅛ inches, specify hand when ordering. Regular bevel, ⅛ in 2¼ inches.

No.	Operation
1670	For corridor doors. Latch bolt by knob from both sides. Dead bolt by guest's key, maid's key and housekeeper's key from either side, unless locked from room side, in which case it cannot be operated from corridor side by any key. When so desired a "shut-out" key may be furnished, by the use of which any one or all of the other keys become inoperative until unlocked by the "shut-out" key. State specifically on order if this feature is to be included.
1671	For communicating doors. Latch bolt by knob from both sides. Dead bolts set to guest's key (change key), maid's key (floor master-key), or grand master-key, as desired, in sets with other locks using master-keys from No. S50½ blank.

Each in a paper box with screws.

Cuts half size

Hotel Locks

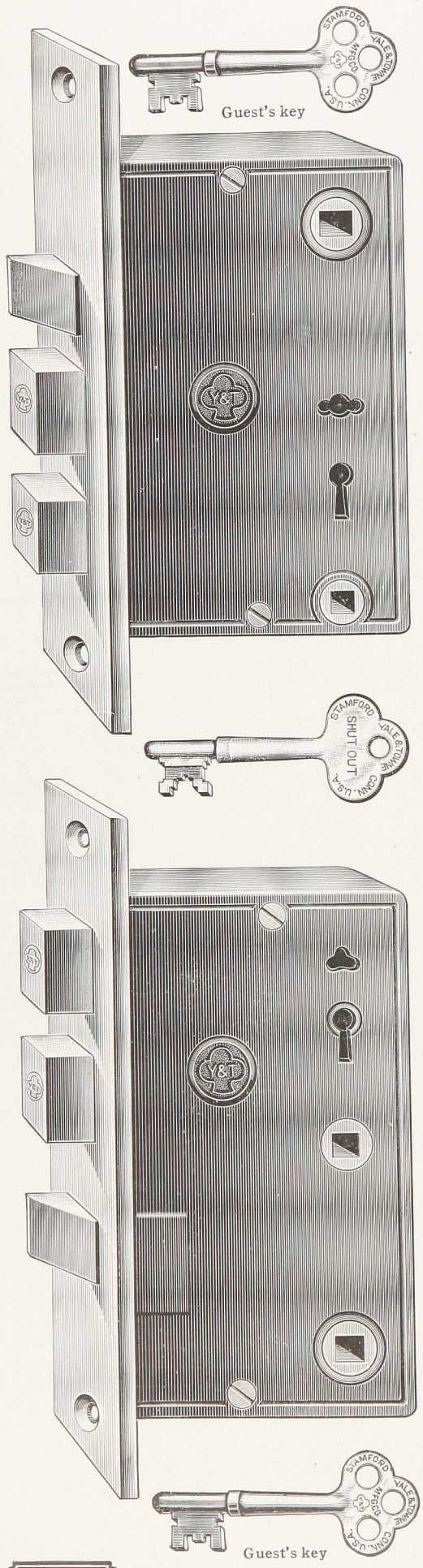

No. 1680 lock

For corridor doors

Master-keyed in one set of 1890 locks, all different, with a master-key to pass all locks. Also master-keyed in sets with other locks using master-keys from No. S55½ blank. For further information concerning master-keyed locks, see page 97.

Japanned iron case 5½ x 3½ x ¾ inches

Backset 2¾ inches.

Spacings: Outside, 2¾ inches; inside, 4¼ inches.
Hubs: Bronze, 5/16 inch for knob and thumb-turn.
Keys: 1 nickel plated solid steel from No. S55 blank.
Lever-tumblers: Five of cold rolled steel.
Flat cast front: 7⅞ x 1¼ inches, for doors of either hand.
Beveled cast front: 7⅞ x 1¼ inches, specify hand when ordering. Regular bevel, ⅛ in 2¼ inches.
Operation: Latch bolt by knob from both sides. Upper dead bolt by thumb-turn from room side. Lower dead bolt by guest's key, maid's key or housekeeper's key from corridor side. When upper dead bolt is thrown from room side, the lower dead bolt cannot be operated by any key.

When so desired, a "shut-out" key may be furnished, by the use of which any one or all of the other keys become inoperative until unlocked by the "shut-out" key. State specifically on order if this feature is to be included.

No.	Front	Latch bolt	Strike
1680	Bronze, flat	Bronze, easy-spring	Bronze

Each in a paper box with screws.

No. 1681 series

For corridor doors

Master-keyed in one set of 1890 locks, all different, with a master-key to pass all locks. Also master-keyed in sets with other locks using master-keys from No. S55½ blank. For further information concerning master-keyed locks, see page 97.

Japanned iron case 6 x 3½ x ¾ inches

Backset 2¾ inches.

Spacings: Outside, 3¾ inches; inside, 2¼ inches.
Hubs: Bronze, 5/16 inch for knob and thumb-turn.
Keys: 1 nickel plated solid steel, from No. S55 blank.
Lever-tumblers: Five of cold rolled steel.
Flat cast front: 8 x 1¼ inches, for doors of either hand.
Beveled cast front: 8 x 1¼ inches, specify hand when ordering. Regular bevel, ⅛ in 2¼ inches.
Rabbeted cast front: 8⅛ x 1⅛ inches with ½ inch rabbet, specify hand when ordering.
Operation: Latch bolt by knob from both sides. Lower dead bolt by thumb-turn from room side. Upper dead bolt by guest's key, maid's key or housekeeper's key from corridor side. When lower dead bolt is thrown from room side, the upper dead bolt cannot be operated by any key.

When so desired, a "shut-out" key may be furnished, by the use of which any one or all of the other keys become inoperative until unlocked by the "shut-out" key. State specifically on order if this feature is to be included.

No.	Front	Latch bolt	Strike
1681	Bronze, flat	Bronze, easy-spring	Bronze
1681½	" rabbeted	" "	"

Each in a paper box with screws.

YALE

Cuts half size

Hotel Locks

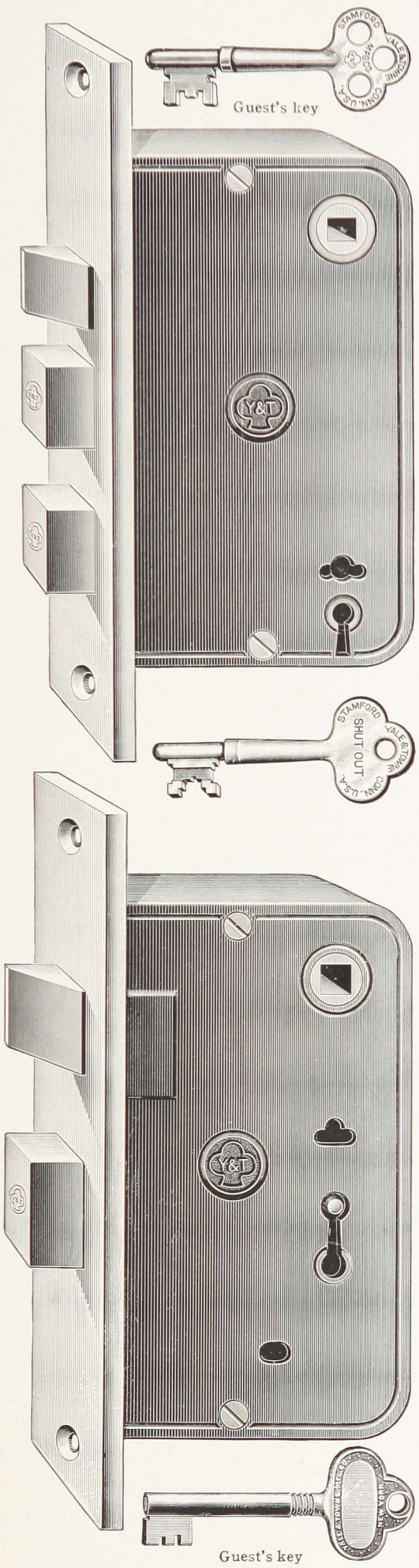



No. 1690 series

For corridor doors

Master-keyed in one set of 1890 locks, all different, with a master-key to pass all locks. Also master-keyed in sets with other locks using master-keys from No. S55½ blank. For further information concerning master-keyed locks, see page 97.

Japanned iron case 6 x 3½ x ⅞ inches

Backset 2¾ inches.

Spacings: Outside, 4½ inches; inside, 2¾ inches.

Bronze front, bolts, strike and ⅝ inch hub.

Keys: 1 nickel plated solid steel, from No. S55 blank.

Lever-tumblers: Five of cold rolled steel.

Flat cast front: 8⅜ x 1¼ inches, for doors of either hand.

Beveled cast front: 8⅜ x 1¼ inches, specify hand when ordering. Regular bevel, ⅛ in 2¼ inches.

Rabbeted cast front: 8⅜ x 1¼ inches with ½ inch rabbet, specify hand when ordering.

Operation: Latch bolt by knob from both sides. Upper dead bolt by guest's key from room side. Lower dead bolt by guest's key, maid's key or housekeeper's key from corridor side, except when upper dead bolt is locked from room side by guest's key.

When so desired, a "shut-out" key may be furnished by the use of which any one or all of the other keys become inoperative until unlocked by the "shut-out" key. State specifically on order if this feature is to be included.

No.	Front	Latch bolt	Strike
1690	Bronze, flat	Easy-spring	Bronze
1690½	" rabbeted	"	"

Each in a paper box with screws.



No. 1685 series

For corridor doors*

Master-keyed in one set of 3888 locks, all different, with a master-key to pass all locks. Also master-keyed in sets with other locks using master-keys from No. S62½ blank. For further information concerning master-keyed locks, see page 97.

Japanned iron case 6⅜ x 3⅝ x ¾ inches

Backset 2¾ inches.

Spacings: Outside, 2¾ and 3½ inches; inside, 5 inches.

Bronze front, bolts, strike and ⅜ inch hub.

Keys: 1 polished bronze, from No. B332 blank.

Lever-tumblers: Three of cold rolled steel.

Beveled cast front: 8½ x 1¼ inches, specify hand when ordering. Regular bevel, ⅛ in 2¼ inches.

No.	Operation
1685	Latch bolt by knob from both sides. Dead bolt by guest's key from either side at all times; by maid's key and housekeeper's key from corridor side, unless locked from room side when maid's key and housekeeper's key cannot enter keyhole.
1686	Latch bolt by knob from both sides. Dead bolt by all keys from either side. When locked from room side it cannot be unlocked from corridor side by any of the keys.

Each in a paper box with screws.

*For closet doors the No. 1500 lock can be furnished, operated by the same guest's key as the No. 1685 corridor door lock above and controlled by the housekeeper's key, to special order and at an additional price.

Hotel Locks

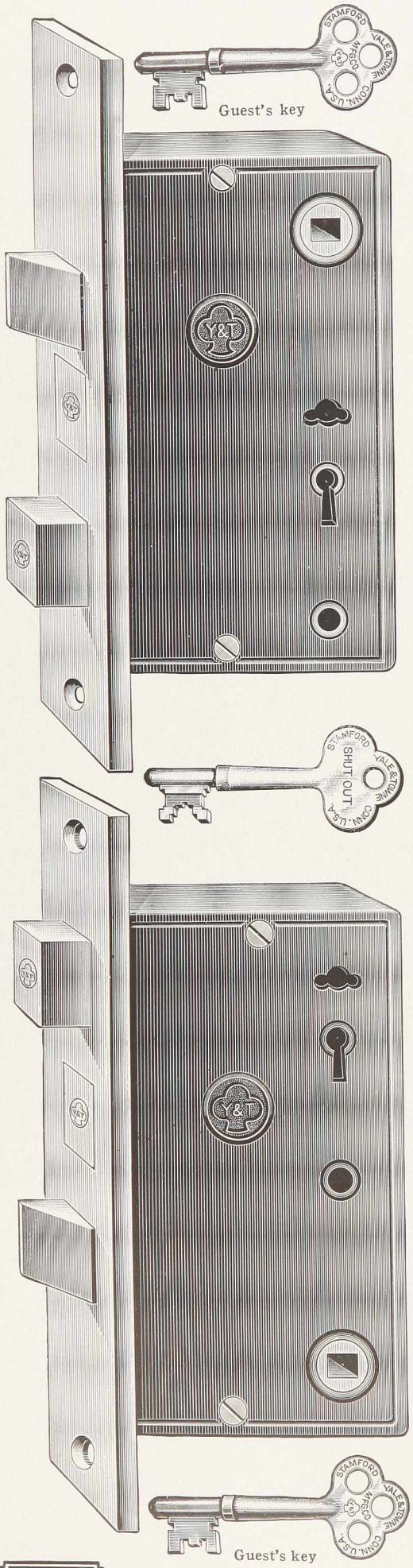

No. 1683 series

For corridor doors

Master-keyed in one set of 1890 locks, all different, with a master-key to pass all locks. Also master-keyed in sets with other locks using master-keys from No. S55½ blank. For further information concerning master-keyed locks, see page 97.

Japanned iron case 5⅞ x 3½ x ¾ inches

Backset 2¾ inches.

Spacings: Outside, 2¾ inches; inside, 4⅞ inches.

Bronze front, bolts, strike and ⅝ inch hub.

Keys: 1 nickel plated solid steel, from No. S55 blank.

Lever-tumblers: Four of cold rolled steel.

Flat cast front: 8¼ x 1¼ inches, for doors of either hand.

Beveled cast front: 8¼ x 1¼ inches, specify hand when ordering. Regular bevel, ⅛ in 2¼ inches.

Shut-out key: When so desired, a "shut-out" key may be furnished, by the use of which any one or all of the other keys become inoperative until unlocked by the "shut-out" key. State specifically on order if this feature is to be included.

No.	Operation
1683	Latch bolt by knob from both sides. Lower dead bolt by guest's key from room side. When locked from room side the key cannot be withdrawn. Upper dead bolt by guest's key, maid's key, housekeeper's key or emergency key from corridor side, but when locked from room side can be operated from corridor side by *housekeeper's key only*.
1683A	Same as No. 1683 above, but when locked from room side can be operated from corridor side by *guest's key* or *emergency key only*.
1683B	Same as No. 1683 above, but when locked from room side can be operated from corridor side by *guest's key* or *housekeeper's key only*.
1683C	Same as No. 1683 above, but when locked from room side can be operated from corridor side by *emergency key only*.

When so desired, any of the above locks can be arranged to make knob inoperative from both sides when locked from room side; thus indicating, from corridor side, that room is occupied. Suffix "D" to list numbers above, 1683D, 1683DA, etc., when this operation is wanted.

Each in a paper box with screws.

No. 1687 series

For corridor doors

Master-keyed as No. 1683 series above.

Japanned iron case 6⅛ x 3½ x ¾ inches

Backset 2¾ inches.

Spacings: Outside, 3¾ inches; inside, 2⅛ inches.

Bronze front, bolts, strike and ⅝ inch hub.

Keys: 1 nickel plated solid steel, from No. S55 blank.

Lever-tumblers: Four of cold rolled steel.

Flat cast front: 8½ x 1¼ inches, for doors of either hand.

Beveled cast front: 8½ x 1¼ inches, specify hand when ordering. Regular bevel, ⅛ in 2¼ inches.

Shut-out key: When so desired, a "shut-out" key may be furnished, by the use of which any one or all of the other keys become inoperative until unlocked by the "shut-out" key. State specifically on order if this feature is to be included.

No.	Operation
1687	Same as No. 1683 series above.

Each in a paper box with screws.

Cuts half size

Hotel Locks

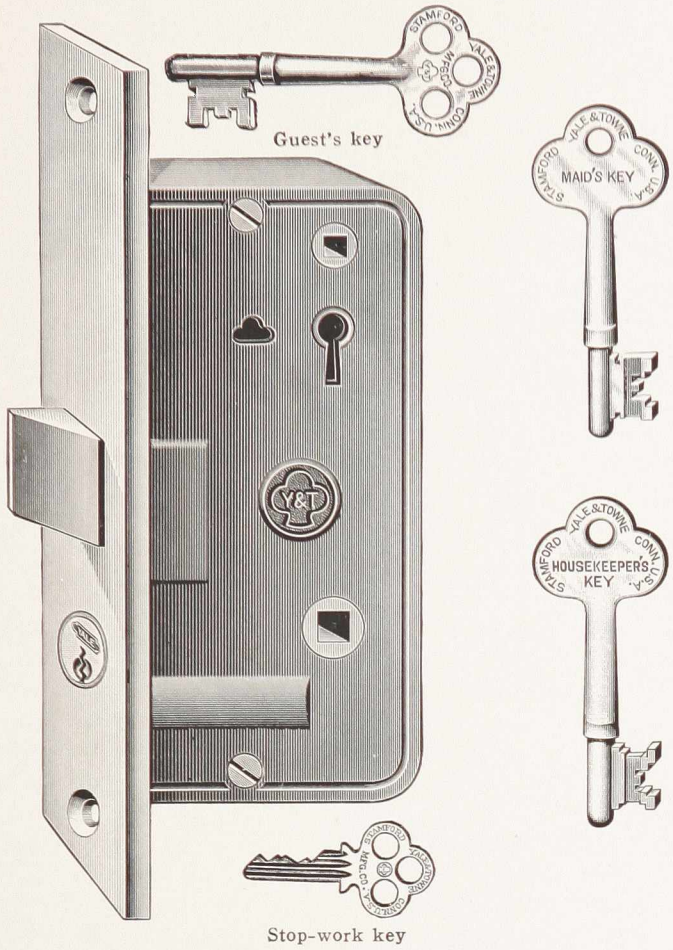

No. 1660 series

For entrance doors to suites*

Master-keyed in one set of 1890 locks, all different, with a master-key to pass all locks. Also master-keyed in sets with other locks using master-keys from No. S55½ blank. For further information concerning master-keyed locks, see page 97.

Japanned iron case 5¾ x 2⅞ x ¾ inches

Backset 2 inches. **Easy-spring** latch bolt.
Spacings: Outside, 2¾ inches; inside 3¾ inches.
Bronze front, bolt, cylinder and strike.
Hubs: Bronze, 5/16 inch swivel for knob, 3/16 inch for thumb-turn.
Keys: 1 nickel plated solid steel, from No S55 blank. 1 corrugated steel, from No. 7 blank, for cylinder stop-work in front.
Lever-tumblers: Five of cold rolled steel.
Flat cast front: 8 x 1 3/16 inches, specify hand when ordering.

No.	Operation
1660	By knob from both sides, unless outer knob is stopped by key in front of lock. By knob from room side at all times. By guest's key, maid's key and housekeeper's key from corridor side, unless deadlocked by thumb-turn from room side, in which case it can be operated by *housekeeper's key only.* The knob from room side or housekeeper's key from corridor side throws off the deadlock by thumb-turn.
1661	Same as No. 1660, but outer knob is pinned fast and serves merely as a pull for closing the door. Lock is inoperative from corridor side except by keys as above.

*This lock is particularly adapted for entrance doors to suites, as it is inoperative by knob from corridor, if so desired, see "Operation" above. In busy seasons, the suite doors can be operated by knob from both sides and the room doors inoperative by knob from corridor side.

Each in a paper box with screws.

No. 1666 lock

For corridor doors

Master-keyed as No. 1660 series above.

Japanned iron case 5½ x 3⅜ x ¾ inches

Backset 2¾ inches. **Easy-spring** latch bolt.
Spacings: Outside, 2¾ inches; inside 4 inches.
Bronze front, bolt and strike.
Hubs: Bronze, 5/16 inch for knob, 3/16 inch for thumb-turn.
Keys: 1 nickel plated solid steel, from No. S55 blank.
Lever-tumblers: Five of cold rolled steel.
Flat cast front: 7¾ x 1¼ inches, specify hand when ordering.

No.	Operation
1666	By knob from *inside only;* outer knob pinned fast and serves merely as a pull for closing the door. By guest's key, maid's key, housekeeper's key and emergency key from corridor side, unless deadlocked by thumb-turn from room side, in which case by *guest's key or emergency key* only, as ordered. The thumb-turn from room side not only prevents the use of certain keys from corridor side but deadlocks the latch bolt, making it proof against end pressure and giving the security of a dead bolt.

Each in a paper box with screws.

Cuts half size

Cuts half size

Hotel Locks

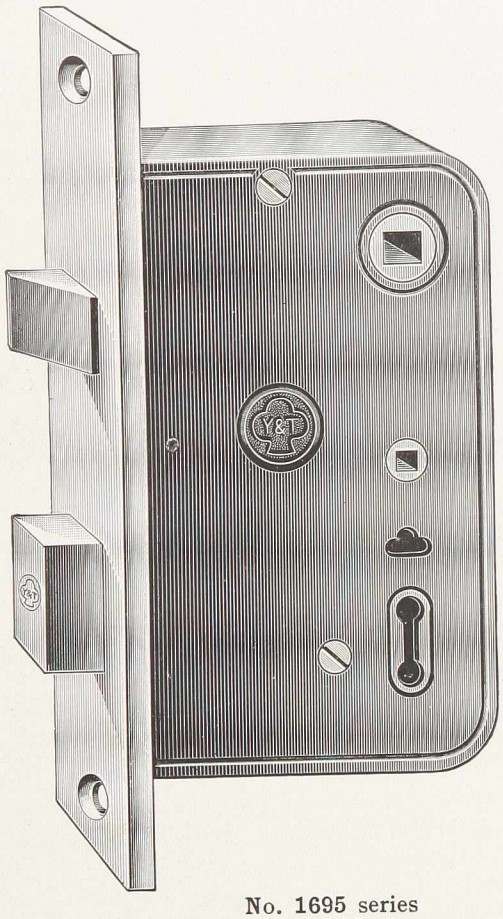

No. 1695 series

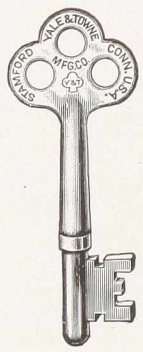

Guest's key



No. 1695 series

For corridor doors

Master-keyed in one set of 1890 locks all different, with a master-key to pass all locks. Also master-keyed in sets with other locks using master-keys from No. S52½. For further information concerning master-keyed locks, see page 97.

Japanned iron case 6 x 3½ x ¾ inches

Backset 2¾ inches. **Easy-spring** latch bolt.

Spacings: Outside, 3½ and 4⅛ inches; inside, 2 inches.

Bronze front, bolts and strike.

Hubs: Bronze, 5/16 inch for knob, 3/16 inch for thumb-turn.

Keys: 1 nickel plated solid steel, from No. S52 blank.

Lever-tumblers: Four of cold rolled steel.

Flat cast front: 7⅞ x 1 inches, for doors of either hand.

Beveled cast front: 7⅞ x 1 inches, specify hand when ordering. Regular bevel, ⅛ in 2¼ inches.

No.	Operation
1695	Latch bolt by knob from both sides. Dead bolt by thumb-turn *only* from room side, by guest's key and housekeeper's key from corridor side *at all times*.
1696	Latch bolt by knob from both sides. Dead bolt by thumb-turn *only* from room side, by guest's key and housekeeper's key from corridor side, unless locked from room side, when it *cannot* be operated from corridor side by any key.
1697	Latch bolt by knob from both sides. Dead bolt by thumb-turn *only* from room side, by guest's key and housekeeper's key from corridor side, unless locked from room side, when it can be operated from corridor side by *guest's key only*.
1698	Latch bolt by knob from both sides. Dead bolt by thumb-turn *only* from room side, by guest's key and housekeeper's key from corridor side, unless locked from room side, when it can be operated from corridor side by *housekeeper's key only*.

Each in a paper box with screws.

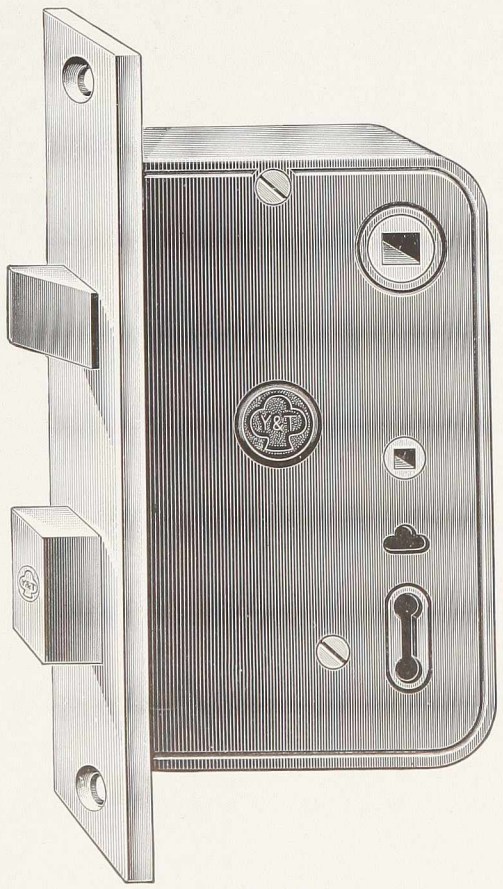

No. 1699 lock

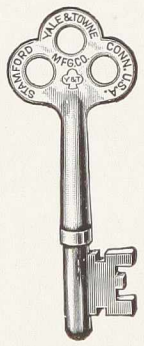

Guest's key

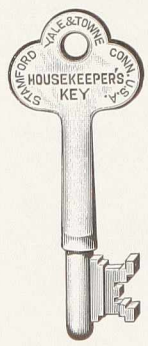

No. 1699 lock

For corridor doors

Master-keyed as No. 1695 series above.

Japanned iron case 6 x 3½ x ¾ inches

Backset 2¾ inches.

Spacing 3½ and 4⅛ inches. **Easy-spring** latch bolt.

Bronze front, bolts, strike and 5/16 inch hub.

Keys: 1 nickel plated solid steel, from No. S52 blank.

Lever-tumblers: Four of cold rolled steel.

Flat cast front: 7⅞ x 1 inches, for doors of either hand.

Beveled cast front: 7⅞ x 1 inches, specify hand when ordering. Regular bevel, ⅛ in 2¼ inches.

No.	Operation
1699	Latch bolt by knob from both sides. Dead bolt by guest's key and housekeeper's key from either side *at all times*.

Each in a paper box with screws.

YALE

Cuts half size

Hotel Locks

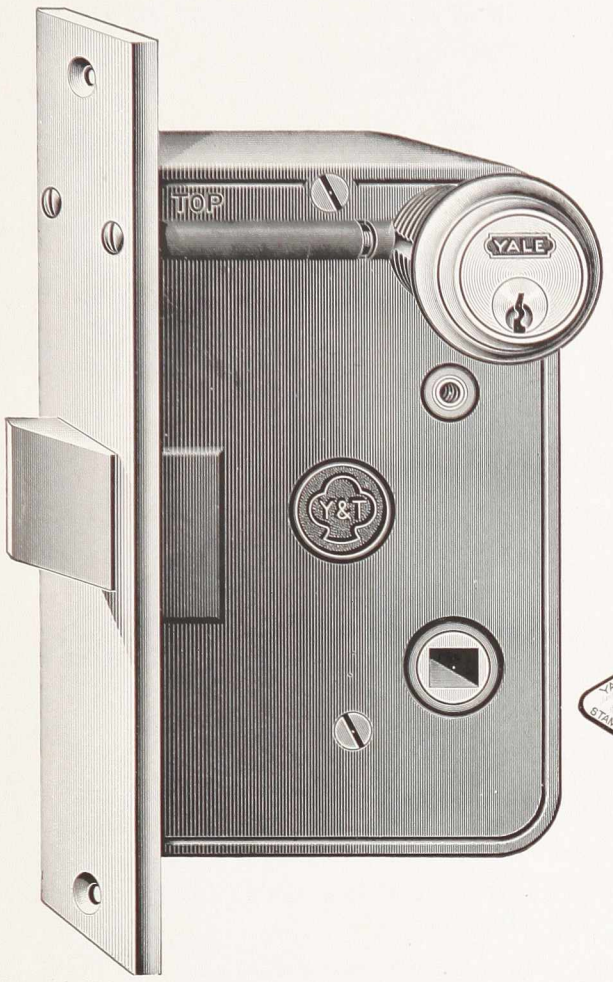

No. 1675¼ lock



Guest's key





YALE No. 1675¼ lock

For corridor doors

Master-keyed in one set of any number of changes usually required, all different, with a master-key to pass all locks; or in any number of sets required, each set having any number of changes, all changes different, with master-key to pass the locks in each set, and a grand master-key to pass all the locks. Can be master-keyed with any other Yale locks using the same type of cylinder. For further information concerning master-keyed locks, see page 97. The best method of master-keying this lock is by means of the *Bicentric Cylinder*, described and illustrated on page 99.

Japanned iron case 6½ x 4 x ¾ inches

Backset 3 inches. **Spacing** 4 inches.

Bronze cylinders, front, bolt, strike and ⅜ inch hub.

Keys: Paracentric, nickel-bronze, gold plated bows, as ordered. Six pin-tumblers. Changes practically unlimited. Master-keys, as ordered.

For doors: Thickness of doors must always be specified.

Beveled cast front: 8¾ x 1⅛ inches, specify hand when ordering. Regular bevel, ⅛ in 2¼ inches.

No.	Operation
1675¼	From corridor side: by knob, except when stopped by guest's key from room side. By guest's key, maid's key, housekeeper's key and emergency key, unless locked by guest's key from room side, in which case the maid's key and housekeeper's key are inoperative, but guest's key or emergency key operate at all times. From room side: by knob except when stopped by guest's key. Guest's key acts as a thumb-turn as it cannot be withdrawn except by unlocking. The guest's key also operates an indicator on corridor side; stops the knob on both sides and deadlocks the latch bolt, making it inoperative from corridor side except by guest's key or emergency key.

Each in a paper box with screws.

Lock Indicators

An "indicator" is a device for showing, by sight or touch, from the outer or corridor side of a door whether the lock is *locked* or *unlocked* from the inside.

While the "indicator" may be used on doors of any kind, its chief use is in hotels, on doors opening from corridors into bedrooms. In the performance of their work hotel servants need to enter these rooms at times when the hotel guests are out.

In the absence of an "indicator" servants can only determine whether a room is occupied or not by trying the lock, either by the knob or the key. In doing this they unavoidably make more or less noise, which is liable to disturb the guest if in the room.

The "indicator" completely eliminates this cause of disturbance, and also saves the time of servants, by enabling the latter to ascertain, at a glance or by a touch, whether or not the door is locked from the inside.

Lock indicators are made in various forms, according to the requirements of use and the type of lock to which applied. Particulars furnished on request.

Yale Duplex Hotel Locks

THE use of the Duplex System (as explained on page 252) gives the *maximum* security and an unlimited quantity of key changes, with the greatest variety in operation. For example, the lower cylinder may have a different key section from the upper, preventing the entrance of maid's key or housekeeper's key. It also gives an unlimited master-key system without duplication of keys or impairing the security.

For Yale Duplex Hotel Locks see pages 257 and 258.

Flush Rim Locks

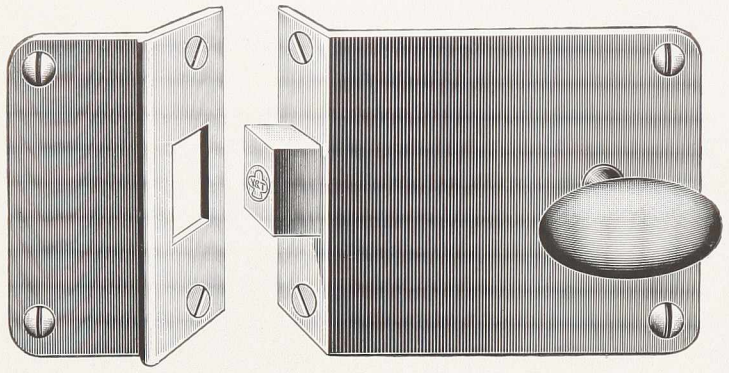

No. 5780 bolt

No. 5780 bolt

Bronze case 3 x 3½ x ¾ inches

Backset 2½ inches.

Bronze knob, bolt, strike and inside parts.

For doors of either hand.

No.	Operation
5780	By knob from inside only. Can be furnished with No. 841 door stop, to special order and at an additional price.

Each in a paper box with screws.

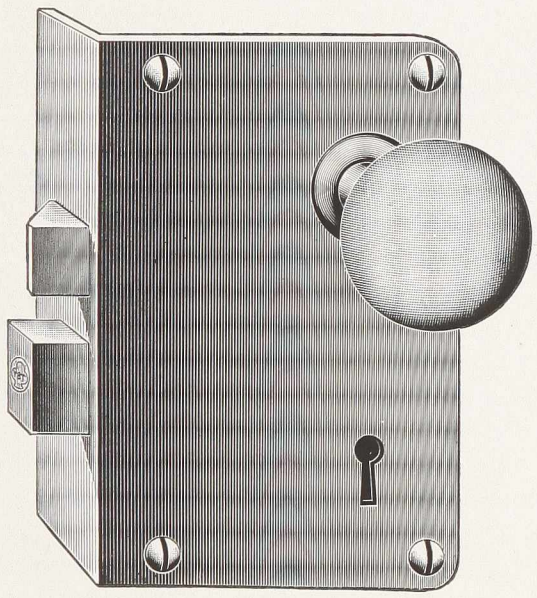

No. 5720 lock





Master-key

No. 5720 lock

Master-keyed in one set of 315 locks, all different, with a master-key to pass all locks; or in sets as required and with other locks using master-keys from No. S50½ blank. For further information concerning master-keyed locks, see page 97.

Bronze case 5⅛ x 3½ x ⅞ inches

Backset 2¾ inches.

Bronze bolts, strike, inside parts and 5/16 inch hub.

Keys: 1 drop forged bronze, from No. B50 blank. Three lever-tumblers. Changes, 54.

For doors opening out, specify hand when ordering. For doors opening in (regular bevel) to order only.

No.	Operation
5720	Latch bolt by knob from both sides. Dead bolt by key from either side.

Each in a paper box with screws and trim as ordered. Cut shows regular trim.

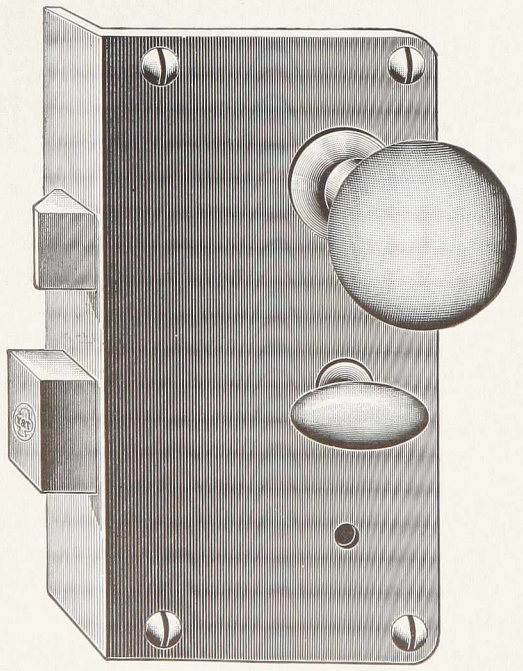

No. 5782 lock



No. 5782 lock

Master-keyed in one set of 1890 locks, all different, with a master-key to pass all locks; or in sets as required and with other locks using master-keys from No. S50½ blank. For further information concerning master-keyed locks, see page 97.

Bronze case 6 x 3¼ x ¾ inches

Backset 2⅜ inches. **Spacing** 3½ inches.

Bronze bolts, strike, inside parts and 5/16 inch hub.

Keys: 1 drop forged bronze, from No. B50 blank. Three lever-tumblers. Changes, 54.

For doors opening out, specify hand when ordering. For doors opening in (regular bevel) to order.

No.	Operation
5782	Latch bolt by knob from both sides. Dead bolt by key from outside, by thumb-turn from inside.

Each in a paper box with screw and trim as ordered. Cut shows regular trim.

YALE

Flush Rim Locks

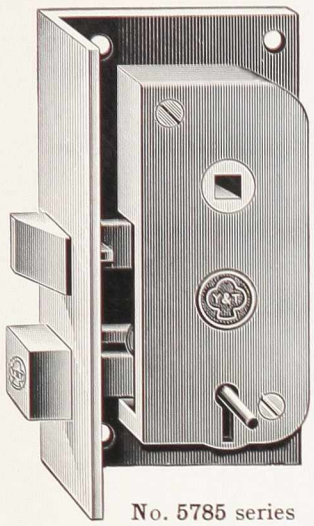

No. 5785 series



No. 5785 series

Not master-keyed

Bronze case, sizes as below

Spacing 2 inches. **Strike** 4¼ x ½ x ¾ inches.
Bronze bolts, strike, inside parts and 5/16 inch hub.
Keys: 1 bronze, from No. RA784 blank. Two lever-tumblers. Changes, 12.
For doors opening out, specify hand when ordering. For doors opening in (reverse bevel) to order only.
Operation: Latch bolt by knob from outside. Dead bolt by key from outside. Can be furnished to be operated by knob from both sides, to special order and at an additional price.
Plain trim: Half pair No. H565½ knobs and one No. GR181 plate, 4½ x 1 inches.

No.	Case	Backset	No.	Case	Backset
5785	4¼ x 2 x ¾ ins.	1¼ ins.	**5788**	4¼ x 3 x ¾ ins.	2 ins.
5786	4¼ x 2½ x ¾ "	1½ "	**5789**	4¼ x 3¼ x ¾ "	2¼ "
5787	4¼ x 2¾ x ¾ "	1¾ "			

Each in a paper box with screws and trim as ordered.



No. 5772 series



No. 5772 series

Master-keyed in one set of any number of changes usually required, all different, with a master-key to pass all locks; or in any number of sets required, each set having any number of changes, all changes different, with master-key to pass the locks in each set, and a grand master-key to pass all the locks. Can be master-keyed with any other Yale locks using the same type of cylinder. For further information concerning master-keyed locks, see page 97.

Bronze case, sizes as below

Spacing 2 inches. **Strike** 5 x ⅜ x ⅝ inches.
Bronze flush cylinder, bolts, strike and 5/16 inch hub.
Keys: 3 paracentric, nickel-bronze, coined gold plated bows, from No. 8 blank. Five pin-tumblers. Changes practically unlimited.
For doors opening out, specify hand when ordering. For doors opening in (regular bevel) to order only.
Operation: Latch bolt by knob from outside. Dead bolt by key from outside. Can be furnished to be operated by knob from both sides, to special order and at an additional price.
Plain trim: Half pair No. H565½ knobs and one DR182 plate, 5½ x 1¾ inches.

No.	Case	Backset	No.	Case	Backset
5772	5 x 1⅞ x ⅝ ins.	⅞ ins.	**5776**	5 x 2¾ x ⅝ ins.	1¾ ins.
5773	5 x 2 x ⅝ "	1 "	**5777**	5 x 3 x ⅝ "	2 "
5774	5 x 2¼ x ⅝ "	1¼ "	**5778**	5 x 3¼ x ⅝ "	2¼ "
5775	5 x 2½ x ⅝ "	1½ "	**5779**	5 x 3½ x ⅝ "	2½ "

Each in a paper box with screws and trim as ordered.

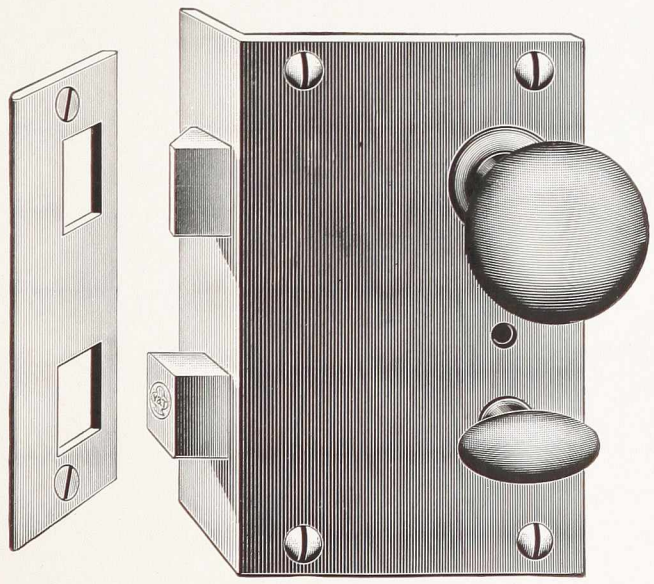

No. 5783 series

No. 5783 series

Master-keyed in one set of 48 locks, all different with a master-key to pass all locks; or in sets, not exceeding this quantity, with other locks using master-keys from No. S30½ blank. For further information concerning master-keyed locks, see page 97.

Bronze case 5 x 3¼ x ⅞ inches

Backset 2½ inches. **Bronze** bolts, strike, inside parts and 5/16 inch hub.
Keys: 1 nickel plated solid steel, from No. S30 blank. Three lever-tumblers. Changes, 18.
For doors opening out, specify hand when ordering. For doors opening in (regular bevel) to order only.

No.	Operation
5783	Latch bolt by knob from both sides. Dead bolt by thumb-turn from inside.
5784	Latch bolt by knob from inside, by key from outside. Dead bolt by thumb-turn from inside.

Each in a paper box with screws and trim as ordered. Cut shows regular trim.

Asylum Locks



No. 80 knob

LOCKS for hospitals for the insane, for reform schools and for similar uses, differ from other locks, being intended to lock individuals in rather than to keep intruders out, and provision must be made to meet this condition. The locks also, especially in insane asylums, are exposed to continual attempts at tampering, with all the ingenuity which is so frequently displayed by the insane and must be readily and promptly handled by the attendants at all times. Convenience in closing demands the use of spring latch bolts; and tampering with them through the crack of the door is prevented by furnishing the latches with guarded bolts. The use of the No. 80 Knob (shown herewith) is recommended with any of the locks here listed as it enables the key-hole to be readily found, and the door to be operated with one hand.

The best room lock is No. 71⅛, inasmuch as it possesses all the convenience of a night latch, with the added security of a device by which the bolt may be deadlocked and so secured against tampering from without. In this connection, also, many of the pin-tumbler and lever-tumbler deadlocks are adapted for asylum work. Dormitory locks are also made to suit special requirements and as these vary greatly, such locks are usually designed to order.

The importance of proper locks for insane hospitals cannot be too strongly emphasized and the line here offered is the most complete in existence.

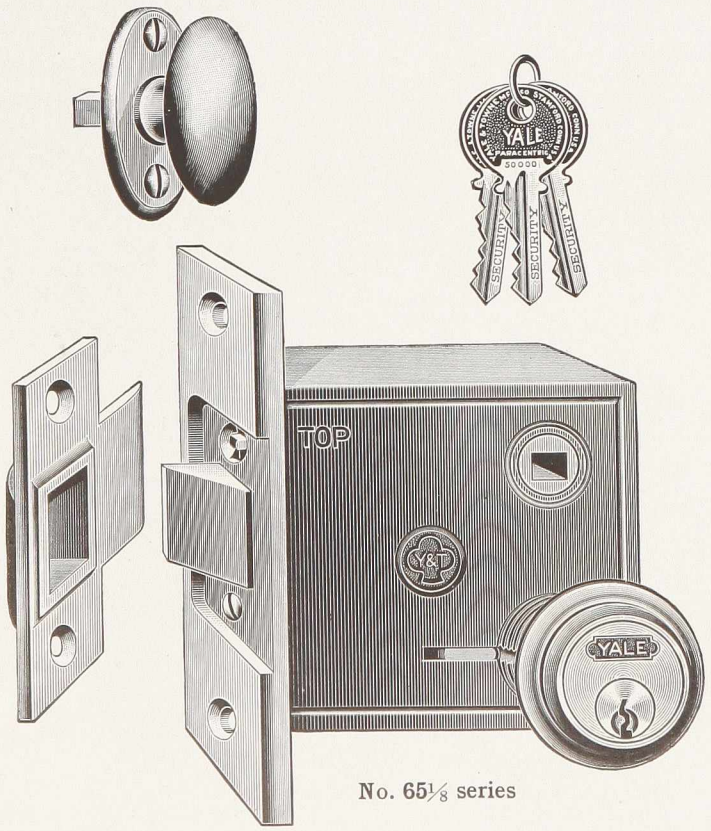

No. 65⅛ series

YALE No. 65⅛ series

Master-keyed in one set of any number of changes usually required, all different, with a master-key to pass all locks; or in any number of sets required, each set having any number of changes, all changes different, with master-key to pass the locks in each set, and a grand master-key to pass all the locks. Can be master-keyed with any other Yale locks using the same type of cylinder. For further information concerning master-keyed locks, see page 97.

Japanned iron case 3¼ x 3½ x ¾ inches

Backset 2¾ inches. **Easy-spring** latch bolt.

Bronze cylinders, front, bolt and strike.

Keys: 3 paracentric, nickel-bronze, coined, gold plated bows, from No. 8 blank. Five pin-tumblers. Changes practically unlimited.

Stop: Bolt may be held back by stop in front.

Guarded front: 5 x 1⅛ inches, specify hand when ordering. The guarded portion of the front fits into a corresponding section of the strike and prevents the use of tools between door and frame.

No.	Operation, etc.
65⅛	By key from one side only. For doors 1¼ to 2⅛ inches.
65⅜	By key from either side. " " 1½ to 1⅞ "
66⅛	By key from one side, by knob from other side. For doors 1¼ to 2⅛ inches.

Each in a paper box with screws.

YALE

Asylum Locks



No. 67⅛ series





YALE No. 67⅛ series

Master-keyed in one set of any number of changes usually required, all different, with a master-key to pass all locks; or in any number of sets required, each set having any number of changes, all changes different, with master-key to pass the locks in each set, and a grand master-key to pass all the locks. Can be master-keyed with any other Yale locks using the same type of cylinder. For further information concerning master-keyed locks, see page 97.

Japanned iron case 4¾ x 3⅞ x 1 inches

Backset 2¾ inches. **Easy-spring** latch bolt.

Bronze cylinder, front, bolt, strike and 5/16 inch hub.

Keys: 3 paracentric, nickel-bronze, coined, gold plated bows, from No. 8 blank. Five pin-tumblers. Changes practically unlimited.

Stop: Bolt may be held back by stop in front.

Guarded front: 7 x 1⅜ inches, specify hand when ordering. The guarded portion of the front fits into a corresponding section of the strike and prevents the use of tools between door and frame.

No.	Operation, etc.
67⅛	By key from one side only. For doors 1⅝ to 2¾ inches
67⅜	By key from either side. " " 1½ " 2 "
68⅛	By key from one side, by knob from other side. For doors 1⅝ to 2¾ inches.

Each in a paper box with screws.





No. 71⅛ lock

YALE No. 71⅛ lock

Master-keyed in one set of any number of changes usually required, all different, with a master-key to pass all locks; or in any number of sets required, each set having any number of changes, all changes different, with master-key to pass the locks in each set, and a grand master-key to pass all the locks. Can be master-keyed with any other Yale locks using the same type of cylinder. For further information concerning master-keyed locks, see page 97.

Japanned iron case 4⅞ x 3⅝ x ¾ inches

Backset 2¾ inches. **Easy-spring** latch bolt.

Bronze cylinder, front, bolt, strike and 5/16 inch hub.

Keys: 3 paracentric, nickel-bronze, coined, gold plated bows, from No. 8 blank. Five pin-tumblers. Changes practically unlimited.

Guarded front: 7¼ x 1¼ inches, specify hand when ordering. The guarded portion of the front fits into a corresponding section of the strike and prevents the use of tools between door and frame.

No.	Operation, etc.
71⅛	By knob from outside, by key from inside. Bolt may be deadlocked by key from outside, in which case the knob and inside key are inoperative. For doors 1½ to 2⅜ inches.

Each in a paper box with screws.

Asylum Locks

Cuts half size



No. 1580 lock

No. 1580 lock

Master-keyed in one set of 1890 locks, all different, with a master-key to pass all locks; or in sets as desired and with other locks using master-keys from No. S55½ blank. For further information concerning master-keyed locks, see page 97.

Japanned iron case 4⅝ x 3¾ x ¾ inches

Backset 2¾ inches. **Spacing** 2¾ inches.

Bronze front, bolt and strike.

Keys: 1 nickel plated solid steel, from No. S55 blank. Three lever-tumblers. Changes, 54.

Guarded front: 7 x 1¼ inches, specify hand when ordering. The guarded portion of the front fits into a corresponding section of the strike and prevents the use of tools between door and frame.

Beveled guarded front: 7 x 1¼ inches, specify hand when ordering. Regular bevel, ⅛ in 2¼ inches.

Plain trim: ½ pair knobs with rose and key plate.

No.	Operation
1580	By knob from one side; may be deadlocked by key from either side. Can be furnished to operate by knob from both sides, to special order and at an additional price.

Each in a paper box with screws and trim as ordered.

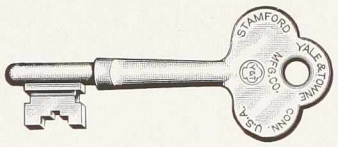

Master-key

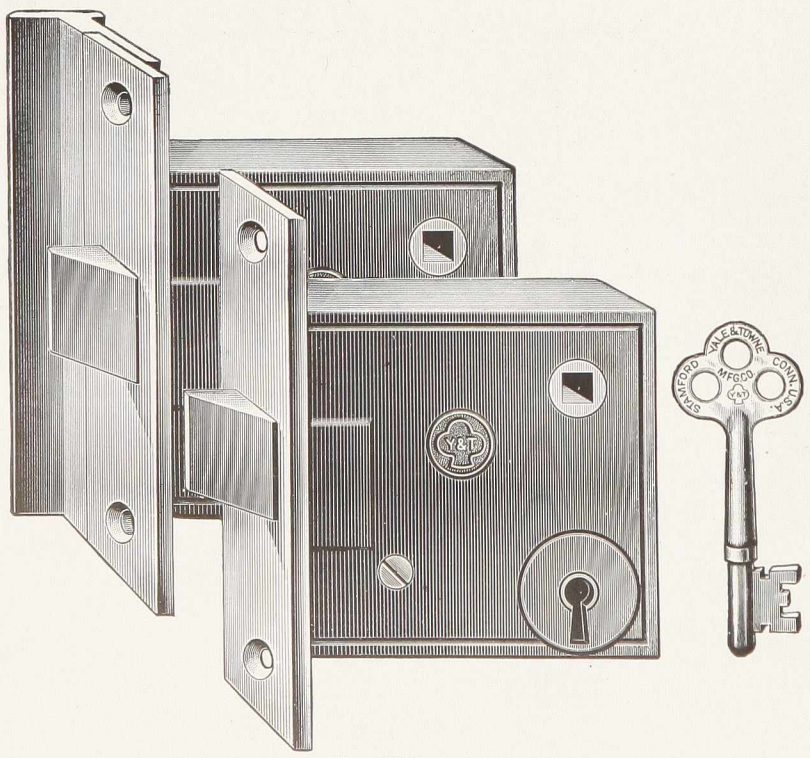

No. 1582 series

No. 1582 series

Master-keyed as No. 1580 lock above.

Japanned iron case 3¼ x 3½ x ⅝ inches

Backset 2¾ inches.

Bronze front, bolt and strike. **Easy-spring** bolt.

Keys: 1 nickel plated solid steel, from No. S55 blank. Three lever-tumblers. Changes, 54.

Flat cast front: 5¼ x 1⅛ inches, for doors of either hand.

Auxiliary protected front: 5¼ x 1⅜ x ⅞ inches, for doors of either hand.

No.	Flat front
1582	By key from either side.
1583	By key from outside, by knob from inside.
	Auxiliary front
1584	By key from either side.
1585	By key from outside, by knob from inside.

Each in a paper box with screws.

YALE

Cuts half size

Asylum Locks

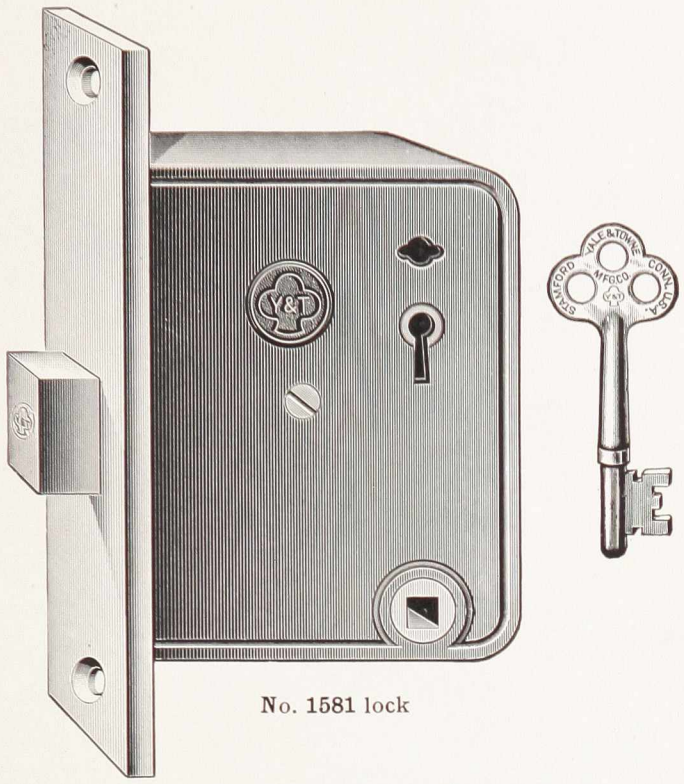

No. 1581 lock



Master-key

No. 1581 lock

Master-keyed in one set of 1890 locks, all different, with a master-key to pass all locks; or in sets as desired and with other locks using master-keys from No. S55½ blank. For further information concerning master-keyed locks, see page 97.

Japanned iron case 4⅝ x 3¾ x ¾ inches

Backset 2¾ inches. **Spacing** 2¾ inches.

Bronze front, bolt, strike and 5/16 inch hub.

Keys: 1 nickel plated solid steel, from No. S55 blank. Three lever-tumblers. Changes, 54.

Flat cast front: 7 x 1⅛ inches, for doors of either hand.

Beveled cast front: 7 x 1⅛ inches, specify hand when ordering. Regular bevel, ⅛ in 2¼ inches.

No.	Operation
1581	By knob from either or both sides; may be deadlocked by key from either side.

Each in a paper box with screws.

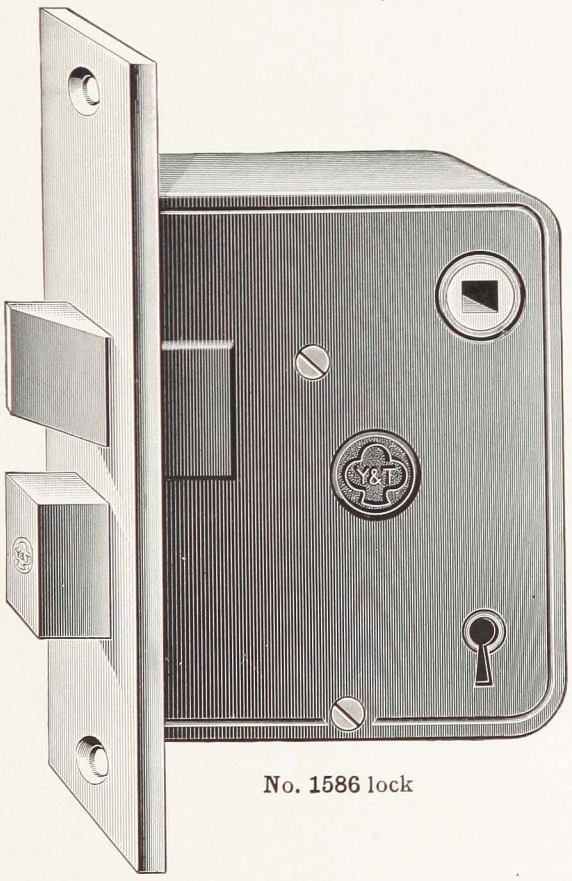

No. 1586 lock



No. 1586 lock

Master-keyed in one set of 1890 locks, all different, with a master-key to pass all locks; or in sets as desired and with other locks using master-keys from No. S55½ blank. For further information concerning master-keyed locks, see page 97.

Japanned iron case 5 x 4 x 13/16 inches

Backset 3¼ inches. **Spacing** 3 inches.

Bronze front, bolts, strike and 5/16 inch hub.

Keys: 1 nickel plated solid steel, case hardened, from No. S55 blank. Three lever-tumblers. Changes, 54.

Flat cast front: 7½ x 1¼ inches, for doors of either hand.

Beveled cast front: 7½ x 1¼ inches, specify hand when ordering. Regular bevel, ⅛ in 2¼ inches.

No.	Operation
1586	Latch bolt by knob from both sides. Dead bolt by key from either side.

Each in a paper box with screws.

Cuts half size

Yale "Duplex" Locks

THE Duplex System consists in providing a Yale lock with *two* independent cylinders, each actuating the bolt, one used for the master-key and the other for the change-key. This involves a lock of special form and larger size than the corresponding lock of regular form.

As explained on page 98 in the article on "Master-keyed Locks," the ideal method of master-keying, and the *only one* which leaves unimpaired the original security and simplicity of the lock, is the Yale Duplex System. This is available in two forms, (1) in the Bicentric Cylinder, which can be utilized with all standard or regular sizes and styles of the Yale lock, and (2) in the Duplex locks described in the following pages. Of these two forms the Duplex lock is the better, because each cylinder operates directly and independently of the bolt, while the Bicentric Cylinder, in conjunction with a regular lock, is slightly lower in cost and accomplishes the same result, although having less range of adjustment and less separation of the two keyholes.

The Duplex locks are especially suited for use in factories, and in public buildings or hotels where the service is heavy, although the regular Yale locks, with Bicentric Cylinders, are available for such uses and are entirely suitable under all ordinary conditions of service.

For further information consult the article on "Master-keyed Locks," especially pages 98 and 99.



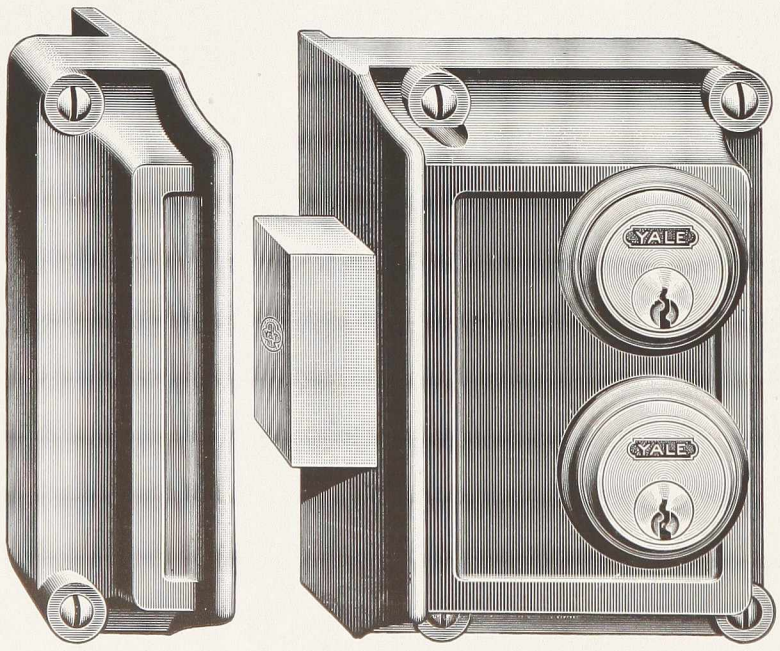

No. 6032 series

YALE No. 6032 series

Master-keyed as explained above.

Japanned iron case 5⅜ x 3⅞ x 1¼ inches

Backset 2⅜ inches. **Bronze** cylinders, bolt and thumb-turn.

Keys: 3 paracentric, nickel-bronze, coined, gold plated bows, from No. 8 blank. Five pin-tumblers. Changes practically unlimited. Master-keys, as ordered.

For doors ⅞ to 2½ inches, specify hand when ordering.

No.	Operation
6032	By change-key and master-key from outside, by thumb-turn from inside.
6032¼	By change-key and master-key from either side.

Each in a paper box with screws.

YALE

Cuts half size

Yale Duplex Locks

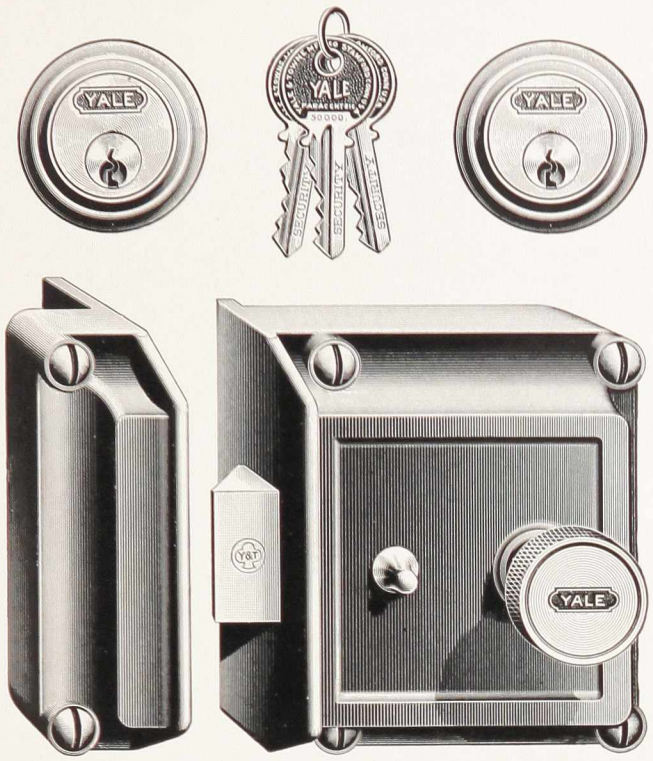

No. 6042 latch

YALE No. 6042 latch

Master-keyed as explained on page 252.

Japanned iron case 4 x 3⅝ x 1 inches

Backset 2⅜ inches. **Bronze** cylinders, bolt, turn knob and stop.

Keys: 3 paracentric, nickel-bronze, coined, gold plated bows, from No. 8 blank. Five pin-tumblers. Changes practically unlimited. Master-keys, as ordered.

For doors ⅞ to 2½ inches, opening in, of either hand. For doors opening out (reverse bevel) to order only.

No.	Operation
6042	By change-key and master-key from outside, by turn knob from inside. Bolt may be held back by stop.

Each in a paper box with screws.



No. 6066 series

YALE No. 6066 series

Master-keyed as explained on page 252.

Japanned iron case 4⅜ x 3⅝ x ⅝ inches

Backsets: Regular, 2¾ inches; other backsets, 2¼ and 2½ inches, to special order and at an additional price.

Bronze cylinders, front, bolt, strike and 5/16 inch hub. **Easy-spring** bolt.

Keys: 3 paracentric, nickel-bronze, coined, gold plated bows, from No. 8 blank. Five pin-tumblers. Changes practically unlimited. Master-keys, as ordered.

Stop: Bolt may be held back by stop-work in front.

For doors: Thickness of doors must always be specified.

Flat cast front: 6½ x 1 inches, for doors of either hand.

Beveled cast front: 6½ x 1 inches, specify hand when ordering. Regular bevel, ⅛ in 2¼ inches.

Rabbeted cast front: 6½ x 1⅛ inches with ½ inch rabbet, specify hand when ordering.

No.	Flat front
6066	By change-key and master-key from outside, by No. H563½ knob from inside.
6065	By change-key and master-key from outside, by *change-key only* from inside.
6066¼	By change-key and master-key from either side.
	Rabbeted front
6066½	By change-key and master-key from outside, by No. H563½ knob from inside.
6065½	By change-key and master-key from outside, by *change-key only* from inside.
6066¾	By change-key and master-key from either side.

Each in a paper box with screws.

Cuts half size

Yale Duplex Locks



No. 6314 series

YALE No. 6314 series

For factory doors, etc.

Master-keyed as explained on page 252.

Japanned iron case 4⅜ x 2⅞ x ⅝ inches

Backset 2 inches.

Bronze cylinders, front, bolt and strike.

Keys: 3 paracentric, nickel-bronze, coined, gold plated bows, from No. 8 blank. Five pin-tumblers. Changes practically unlimited. Master-keys, as ordered.

For doors: Thickness of doors must always be specified.

Flat cast front: 6½ x 1 inches, for doors of either hand.

Beveled cast front: 6½ x 1 inches, specify hand when ordering. Regular bevel, ⅛ in 2¼ inches.

Rabbeted cast front: 6⅜ x 1⅛ inches with ½ inch rabbet, specify hand when ordering.

No.	Flat front
6314	By change-key and master-key from outside only.
6313	By change-key and master-key from outside, by *change-key only* from inside.
6314¼	By change-key and master-key from either side.

Rabbeted front

6314½	By change-key and master-key from outside only.
6313½	By change-key and master-key from outside, by *change-key only* from inside.
6314¾	By change-key and master-key from either side.

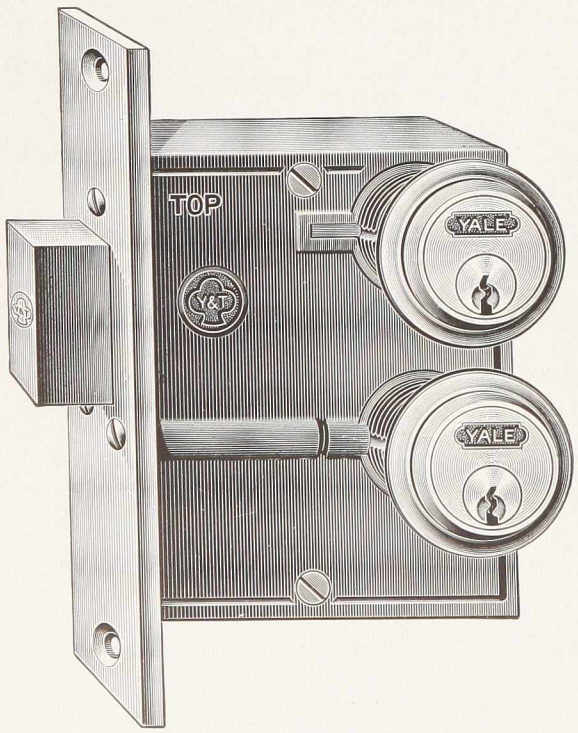

No. 6334 series



Japanned iron case 4¼ x 3⅛ x ⅝ inches

Backset 2¼ inches.

Flat cast front: 6⅜ x 1 inches, for doors of either hand.

Beveled cast front: 6⅜ x 1 inches, specify hand when ordering. Regular bevel, ⅛ in 2¼ inches.

No.	Flat front
6324	By change-key and master-key from outside only.
6323	By change-key and master-key from outside, by *change-key only* from inside.
6324¼	By change-key and master-key from either side.

Japanned iron case 4¼ x 3⅝ x ⅝ inches

Backset 2¾ inches.

Flat cast front: 6⅜ x 1 inches, for doors of either hand.

Beveled cast front: 6⅜ x 1 inches, specify hand when ordering. Regular bevel, ⅛ in 2¼ inches.

No.	Flat front
6334	By change-key and master-key from outside only.
6333	By change-key and master-key from outside, by *change-key only* from inside.
6334¼	By change-key and master-key from either side.

Each in a paper box with screws.

YALE

Cuts half size

Yale Duplex Locks



No. 6670 series



YALE No. 6670 series

For office doors

Master-keyed as explained on page 252.

Japanned iron case 6 x 3¾ x ⅞ inches

Backsets: Regular, 2¾ inches; other backsets, 2¼, 2½ and 3¼ inches, to special order and at an additional price.

Spacings: Outside, 2¾ and 4½ inches; inside No. 6670, 2½ inches, No. 6674, knob only.

Bronze cylinders, front, bolt, strike and ⅜ inch swivel hub.

Keys: 3 paracentric, nickel-bronze, coined, gold plated bows from No. 8 blank. Five pin-tumblers. Changes practically unlimited. Master-keys, as ordered.

Flat armored front: 8⅜ x 1⅛ inches, for doors of either hand.

Beveled armored front: 8⅜ x 1⅛ inches, specify hand when ordering. Regular bevel, ⅛ in 2¼ inches.

Rabbeted cast front: 8½ x 1¼ inches with ½ inch rabbet, specify hand when ordering.

Operation

By knob from both sides, by change-key and master-key from outside only. Outer knob may be set by stop, in which case it is operated by key. Bolt may be dead-locked against key by thumb-turn from inside.

No.	Front	Bolt	For doors
6670	Flat	Easy-spring	1⅝ to 2⅜ inches
6670½	Rabbeted	"	1⅝ " 2⅜ "

By knob from both sides, by change-key and master-key from outside only. Outer knob may be set by stop, in which case it can be operated by key.

6674	Flat	Easy-spring	1⅝ to 2⅜ inches
6674½	Rabbeted	"	1⅝ " 2⅜ "

Each in a paper box with screws.



No. 6746 series



YALE No. 6746 series

For sliding doors

Master-keyed as explained on page 252.

Japanned iron case 4½ x 3⅝ x 11/16 inches

Backset 2¾ inches.

Bronze cylinders, front, bolt with hardened steel drop hook and strike.

Keys: 3 paracentric, nickel-bronze, coined, gold plated bows, from No. 8 blank. Five pin-tumblers. Changes practically unlimited. Master-keys, as ordered.

For doors: Thickness of doors must always be specified.

Flat cast front: 6¼ x 1 inches, for doors of either hand.

No.	Operation
6746	By change-key and master-key from outside only.
6745	By change-key and master-key from outside, by *change-key only* from inside.
6746¼	By change-key and master-key from either side.

Each in a paper box with screws.

Cuts half size

Yale Duplex Locks



No. 6614 series

YALE No. 6614 series

For office doors

Master-keyed as explained on page 252.

Japanned iron case 6½ x 3⅞ x 1 inches

Backsets: Regular, 2¾ inches; other backset, 2½ inches, to special order and at an additional price.

Spacings: Outside, 2 and 3 inches; inside No. 6614¼, 2 and 3 inches; No. 6613, 3 inches; No. 6614, knob only.

Bronze cylinders, front, bolts, strike and 5/16 inch hub.

Keys: 3 paracentric, nickel-bronze, coined, gold plated bows, from No. 8 blank. Five pin-tumblers. Changes practically unlimited. Master-keys, as ordered.

For doors: 1⅝ to 2⅜ inches when operated by keys from *one side;* thickness of door must be specified when operated by keys from both sides.

Flat cast front: 9¼ x 1⅜ inches, for doors of either hand.

Beveled cast front: 9¼ x 1⅜ inches, specify hand when ordering. Regular bevel, ⅛ in 2¼ inches.

Rabbeted cast front: 9 x 1¼ inches with ½ inch rabbet, specify hand when ordering.

Operation: Latch bolt by knob from both sides. Dead bolt as below.

No.	Flat front
6614	Dead bolt by change-key and master-key from outside only.
6613	Dead bolt by change-key and master-key from outside, by *change-key only* from inside.
6614¼	Dead bolt by change-key and master-key from either side.
	Rabbeted front
6614½	Dead bolt by change-key and master-key from outside only.
6613½	Dead bolt by change-key and master-key from outside, by *change-key only* from inside.
6614¾	Dead bolt by change-key and master-key from either side.

Each in a paper box with screws.



No. 6732 series

YALE No. 6732 series

For sliding doors

Master-keyed as explained on page 252.

Japanned iron case 5 x 3⅝ x ¾ inches

Backset 2¾ inches.

Bronze cylinders, front, bolt, strike and ⅜ inch hub.

Keys: 3 paracentric, nickel-bronze, coined, gold plated bows, from No. 8 blank. Five pin-tumblers. Changes practically unlimited. Master-keys, as ordered.

For doors: Thickness of doors must always be specified.

Flat cast front: 7⅜ x 1⅛ inches, for doors of either hand.

Plain trim: ½ pair lever handles with rose or escutcheon plate, as desired, for inside.

No.	Operation
6732	By change-key and master-key from outside, by lever-handle from inside.
6731	By change-key and master-key from outside, by *change-key only* from inside.
6732¼	By change-key and master-key from either side.

Each in a paper box with screws and trim as ordered.

YALE

Cuts half size

Yale Duplex Locks



No. 6671 series



Guest's key

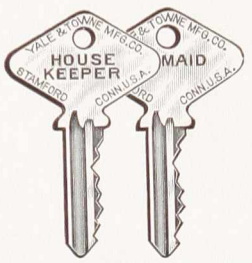



YALE No. 6671 series

For hotel corridor doors

Master-keyed as explained on page 252.

Japanned iron case 6 x 3¾ x ⅞ inches

Backset 2¾ inches. **Easy-spring** bolt.

Spacings: Outside, 2¾ and 4½ inches; inside, 2½ inches.

Bronze cylinders, front, bolt, strike and ⅜ inch swivel hub.

Keys: Paracentric, nickel-bronze, gold plated bows, as ordered. Six pin-tumblers. Changes practically unlimited. Master-keys, as ordered.

For doors: Thickness of doors must always be specified.

Flat armored front: 8⅜ x 1⅛ inches, specify hand when ordering.

Beveled armored front: 8⅜ x 1⅛ inches, specify hand when ordering. Regular bevel, ⅛ in 2¼ inches.

No.	Operation
6671	From corridor side: by knob except when set by stop in front. By guest's key, through upper cylinder, *at all times;* by maid's key, through lower cylinder, except when thumb-turn is thrown from room side. From room side: by knob *at all times*. Keys cannot enter lower cylinder when thumb-turn is thrown. Operation of knob throws off thumb-turn and permits operation of lower cylinder, from corridor side, when room is unoccupied.
6672	Has a solid armor plate, making outer knob inoperative *at all times* and knob serves merely as a pull in closing door. From corridor side: by guest's key, through upper cylinder, *at all times;* by maid's key, through lower cylinder, except when thumb-turn is thrown from room side. From room side: by knob *at all times*. Keys cannot enter lower cylinder when thumb-turn is thrown. Operation of knob throws off thumb-turn and permits operation of lower cylinder, from corridor side, when room is unoccupied.

Each in a paper box with screws.

THE convenience of the solid armor plate is apparent. No. 6671 may be used and a supply of solid armor plates kept on hand, to be applied if guest so desires, or, No. 6672 may be used and a supply of armor plates, as used with No. 6671, be kept on hand.

The above locks may be furnished with either of the following additional operations, to special order and at an additional price, and must be specified on order.

From corridor side by housekeeper's key, through lower cylinder, except when thumb-turn is thrown from room side.

From corridor side by emergency key *at all times*.

Cuts half size

Yale Duplex Locks

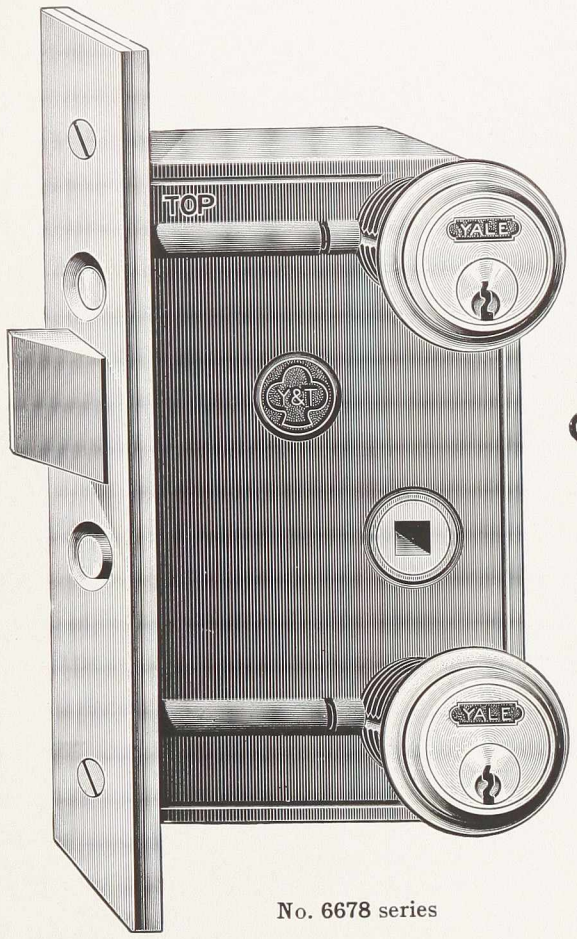

No. 6678 series



Guest's key





YALE No. 6678 series

For hotel corridor doors

Master-keyed as explained on page 252.

Japanned iron case 6 x 3¾ x ⅞ inches

Backsets: Regular, 2¾ inches; other backsets, 2¼, 2½ and 3¼ inches, to special order and at an additional price.

Spacings: Outside, 2¾ and 4½ inches; inside, knob only.

Bronze cylinders, front, bolt, strike and ⅜ inch swivel hub.

Easy-spring bolt.

Keys: Paracentric, nickel-bronze, gold plated bows, as ordered. Six pin-tumblers. Changes practically unlimited. Master-keys, as ordered.

For doors: Thickness of doors must always be specified.

Flat armored front: 8⅜ x 1⅛ inches, specify hand when ordering.

Beveled armored front: 8⅜ x 1⅛ inches, specify hand when ordering. Regular bevel, ⅛ in 2¼ inches.

No. — **Operation**

6678 By knob from both sides; outer knob may be set by stop. When outer knob is stopped, bolt is operated by key. By guest's key, through upper cylinder; by maid's key and housekeeper's key, through lower cylinder, from outside *only*.

6679 From corridor side: by knob, except when set by stop in front of lock. By guest's key, maid's key and housekeeper's key, through upper cylinder, except when deadlocked by thumb-turn from room side, in which case none of these keys will operate; but emergency key will operate, through lower cylinder, *at all times*.

From room side: by knob at all times. When thumb-turn is thrown, the guest's key, maid's key and housekeeper's key are inoperative from corridor side. Throwing the thumb-turn also stops the knob on corridor side, if it has not been set by stop in front of lock.

Each in a paper box with screws.

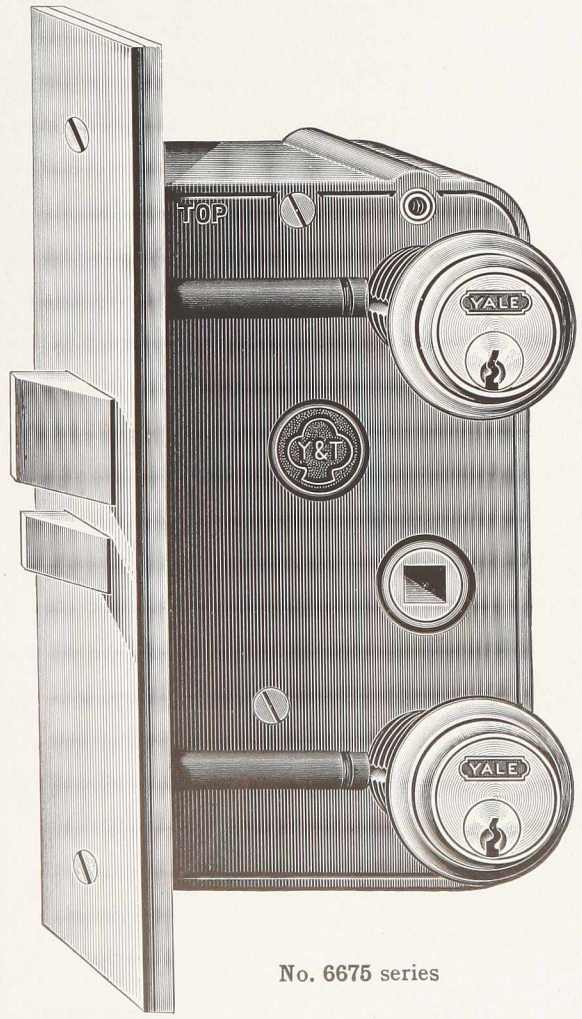

No. 6675 series



Guest's key

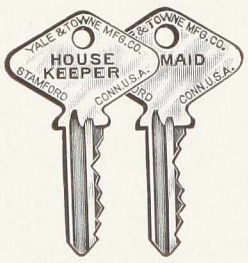



YALE No. 6675 series

For hotel corridor doors

Master-keyed as explained on page 252.

Japanned iron case 6⅞ x 3¾ x ⅞ inches

Backset 2¾ inches. **Easy-spring** bolt.

Spacings: Outside, 2¾ and 4½ inches; inside, 2¾ inches.

Bronze cylinders, front, bolts, strike and ⅜ inch hub.

Keys: Paracentric, nickel-bronze, gold plated bows, as ordered. Six pin-tumblers. Changes practically unlimited. Master-keys, as ordered.

For doors: Thickness of doors must always be specified.

Flat armored front: 9¼ x 1¼ inches, specify hand when ordering.

Beveled armored front: 9¼ x 1¼ inches, specify hand when ordering. Regular bevel, ⅛ in 2¼ inches.

No. — **Operation**

6675 From corridor side: by guest's key and emergency key, through upper cylinder; by maid's key and housekeeper's key, through lower cylinder. By knob except when deadlocked by thumb-turn from room side. When deadlocked from room side, the guest's key, maid's key and housekeeper's key are inoperative, *emergency key only* being operative.

From room side: by knob except when deadlocked by thumb-turn. The thumb-turn deadlocks knob and bolt; operates a dial showing "Locked" and "Unlocked" also an indicator, on corridor side, to show if room is occupied.

Should the thumb-turn be inadvertently thrown when door is open, the closing of door automatically releases the deadlocking feature, making *knob and all keys* operative from corridor side, until locked by any one of the keys from that side or by thumb-turn from room side.

When door is closed, the auxiliary bolt is held retracted and operates to positively deadlock the bolt against end pressure.

6676 Same as No. 6675, but arranged with each guest's key to operate as the emergency key to its own lock, affording greater convenience when room is occupied by more than one person.

Each in a paper box with screws.

Cuts half size

Yale "Turret" Locks



Turret lock from corridor side

METAL is displacing wood in building construction, and this calls for a corresponding change in the hardware for doors and windows.

These locks have been designed to meet these new conditions, and for use on metallic fire-proof doors (whether hollow or having a core) of the accepted forms of construction.

Heretofore the wooden door has served as a base for the attachment of a lock and its trim, the component parts thereof never being assembled together until put in place on the door. Metal doors, which are either hollow or provided with a core, preclude this method of assembling a lock and its trim, and compel resort to new methods.

To meet this new condition we have designed the novel lock construction illustrated here and on the following pages, in which we provide a "turret," firmly secured to the metal work of the door, and extending through it, on which, as a base, the lock and its trim are assembled and are securely held in their proper relative positions. See "parts" illustration on next page.

As no cutting of the edge of the door stile is required in the application of this lock, the efficiency of the door as a fire retardant is unimpaired and, as for the same reason, the impact of the door upon its frame in closing is taken wholly by the door stile itself, and not in part by the lock (as is the case where the stile is cut completely through its outer edge and a lock inserted to provide a connecting link), danger of injury to the lock is also avoided. In fact, the lock does not in any way weaken the door, but on the contrary the door is strongest where the lock is applied, due to the reinforcement provided by the "turret."

A striking feature is the entire absence of visible screws on either side of the door.

A letter chute (page 262) is furnished which can be applied to the same mortise as the lock, thus making it possible to convert any door



Turret lock from room side

Cuts third size

Yale Turret Locks



The above illustration shows the parts of the Yale Turret lock separated and in the relative positions in which they assemble on a door

Explanation: The "turret" A extends from side to side of the door.

The lockcase B, is placed against the inner surface of the door, and attached by the four machine screws, bbbb, passing through the flange of the "turret" into the corresponding screw-holes, bbbb, in the lockcase, thus securely clamping the latter and the "turret" together on the door.

The escutcheon plate, C, is then placed in position on the outside of the door (its recessed back fitting over the flange of the "turret,") and secured in place by the four machine screws, cccc, inserted through the screw-holes, cccc, and screwing into the corresponding holes, cccc, in the "turret," A.

The two Yale cylinders, D, are then inserted through the opening, dd, in the "turret," and screwed into the corresponding threaded holes, dd, in the lockcase.

Finally the spindle, E, with the outer knob F, is inserted through the thimble, f, of the escutcheon plate, the central opening, e, of the "turret," and the hub, g, of the lockcase, and the inner knob, G, is then attached to the inner end of the spindle, which projects through the lockcase.

---

from right to left-hand or vice versa, and butts of special construction are also furnished for this purpose.

A full description of these locks and the corresponding door trim, with additional illustrations will be furnished on application.

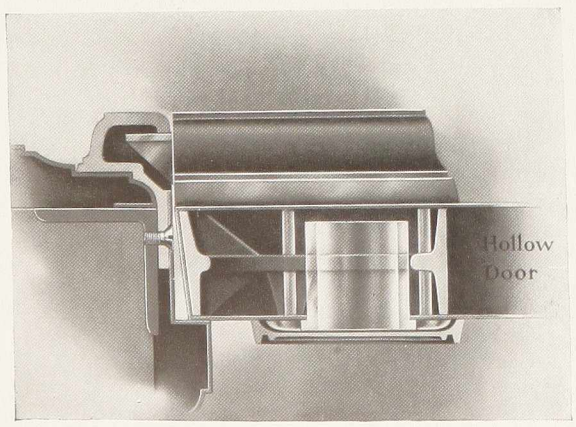

Sectional view of Yale Turret lock assembled on hollow metal door



"Spider" and filling block for hollow metal door

YALE

Cuts third size

Yale Turret Locks



Lock No. 6000. Set No. JV7000 (page 262)
Regularly furnished without monogram

No. 6000 series

For corridor doors

Master-keyed as explained on page 252

Case and strike as below

Case: 7½ x 4½ x 1½ inches; strike 7½ x 1⅝ x 1½ inches.
Connecting spider: 7⅜ x 2⅜ inches; copper plated iron.
Backset 2¾ inches. **Bronze** cylinders, bolt and ⅜ inch swivel hub.
Keys: 3 paracentric, nickel-bronze, coined, gold plated bows, from No. 8 blank. Five pin-tumblers. Changes practically unlimited. Master-keys as ordered.
For doors: 1 inch thick and upwards. Thickness and hand must always be specified.
Operation: By knob from both sides; by change-key or master-key from outside *only*. Outer knob may be set by stop. Bolt may be deadlocked by thumb-turn from inside, when it is inoperative from outside.
Regular trim: Pair of knobs and one escutcheon plate.

No.	
6000	Cast bronze case and strike.
6200	Cast iron case and strike.

Each in a paper box with screws and trim as ordered.



Lock No. 6020. Set No. JV7020 (page 262)
Regularly furnished without monogram

No. 6020 series

For communicating doors

Case and strike as below

Case: 5¼ x 4 x 1⅜ inches; strike 5¼ x 1¼ x 1⅜ inches.
Connecting spider: 5¾ x 2⅝ inches; copper plated iron.
Backset 2¾ inches. **Bronze** bolt, thumb-turns and 5/16 inch hubs.
For doors: 1 inch thick and upwards. Thickness and hand must always be specified.
Operation: By knob from both sides. Knobs and bolt may be deadlocked by thumb-turn from both sides, making it possible to deadlock independently from either side.
Regular trim: Pair of knobs and one escutcheon plate with thumb-turn.

No.	
6020	Cast bronze case and strike.
6220	Cast iron case and strike.

Each in a paper box with screws and trim as ordered.



Lock No. 6010. Set No. JV7010 (page 262)
Regularly furnished without monogram

No. 6010 series

For closet doors

Master-keyed as explained on page 252

Case and strike as below

Case: 5¼ x 4 x 1⅜ inches; strike 5¼ x 1¼ x 1⅜ inches.
Connecting spider: 5¾ x 2⅝ inches; copper plated iron.
Backset 2¾ inches. **Bronze** cylinder, bolt and 5/16 inch hub.
Keys: 3 paracentric, nickel-bronze, coined, gold plated bows, from No. 8 blank. Changes practically unlimited. Master-keys as ordered.
For doors: 1 inch thick and upwards. Thickness and hand must always be specified.
Operation: By knob from both sides; by key from outside *only*, which deadlocks knob and bolt.
Regular trim: Pair of knobs and one escutcheon plate.

No.	
6010	Cast bronze case and strike.
6210	Cast iron case and strike.

Each in a paper box with screws and trim as ordered.

When ordering give list number or lock-set number and finish.
For finishes see page 91.

Yale Turret Locks

Cuts third size



Vanceboro Design

Symbol JV School: *Colonial*

Cast bronze, brass and iron. Appropriate finishes; AY21, oxidized brass; BY21, oxidized bronze; BY65, statuary bronze; FX80, Bower-Barff.
For description of finishes see page 91.

Knobs

No.	Size	Description
JV67	2⅝ x 1⅝ inches	With No. 0 (high) shank

Escutcheons

JV7085	6¾ x 3 inches	Plate for locks No. 6010 series
JV7085½	" "	" " " " " 6020 "
JV7087	8½ x 3¼ "	" " " " " 6000 "

Other pieces

JV1595	8½ x 3¼ inches	Letter hole plate, vertical
JV1565	7¾ x 3¼ "	Chute and back plate
JV1730	8½ x 3¼ "	Push plate
	15 x 3 "	" "
NY1349	2 x 5 "	Sash lift, flush (page 661)

Locks in sets

Set No.		Description
JV7000	Corridor doors	Lock 6000, knobs JV67, 1 escutcheon JV7087
JV7200	" "	Lock 6200, knobs JV67, 1 escutcheon JV7087
JV7020	Communicating	Lock 6020, knobs JV67, 1 escutcheon JV7085½
JV7220	"	Lock 6220, knobs JV67, 1 escutcheon JV7085½
JV7010	Closet doors	Lock 6010, knobs JV67, 1 escutcheon JV7085
JV7210	" "	Lock 6210, knobs JV67, 1 escutcheon JV7085

For description of locks see page 261.

When ordering give list number and size or lock-set number and finish.
For finishes see page 91.

Cuts third size

Yale Turret Locks



Keswick Design

Symbol QK School: *Mission*

Cast bronze, brass and iron. Appropriate finishes; AY21, oxidized brass; BY14, dark bronze; BY21, oxidized bronze; FX80, Bower-Barff.
For description of finishes see page 91.

Knobs

No.	Size	Description
QK67	2⅝ x 1⅝ inches	With No. 0 (high) shank

Escutcheons

QK7085	6¾ x 3 inches	Plate for locks No. 6010 series
QK7085½	" "	" " " " 6020 "
QK7087	8½ x 3¼ "	" " " " 6000 "

Other pieces

QK1560	3½ x 10½ inches	Letter hole plate
QK1592	" "	Chute and back plate
QK1580	2⅞ x 9¾ "	Hood for No. QK1560
QK1730	8½ x 3¼ "	Push plate
NY1349	2 x 5 "	Sash lift, flush (page 661)

Locks in sets

Set No.		Description
QK7000	Corridor doors	Lock 6000, knobs QK67, 1 escutcheon QK7087
QK7200	" "	Lock 6200, knobs QK67, 1 escutcheon QK7087
QK7020	Communicating	Lock 6020, knobs QK67, 1 escutcheon QK7085½
QK7220	"	Lock 6220, knobs QK67, 1 escutcheon QK7085½
QK7010	Closet doors	Lock 6010, knobs QK67, 1 escutcheon QK7085
QK7210	" "	Lock 6210, knobs QK67, 1 escutcheon QK7085

For description of locks see page 261.

When ordering give list number or lock-set number and finish.
For finishes see page 91.

Cuts third size

Cuts third size

Yale Turret Locks

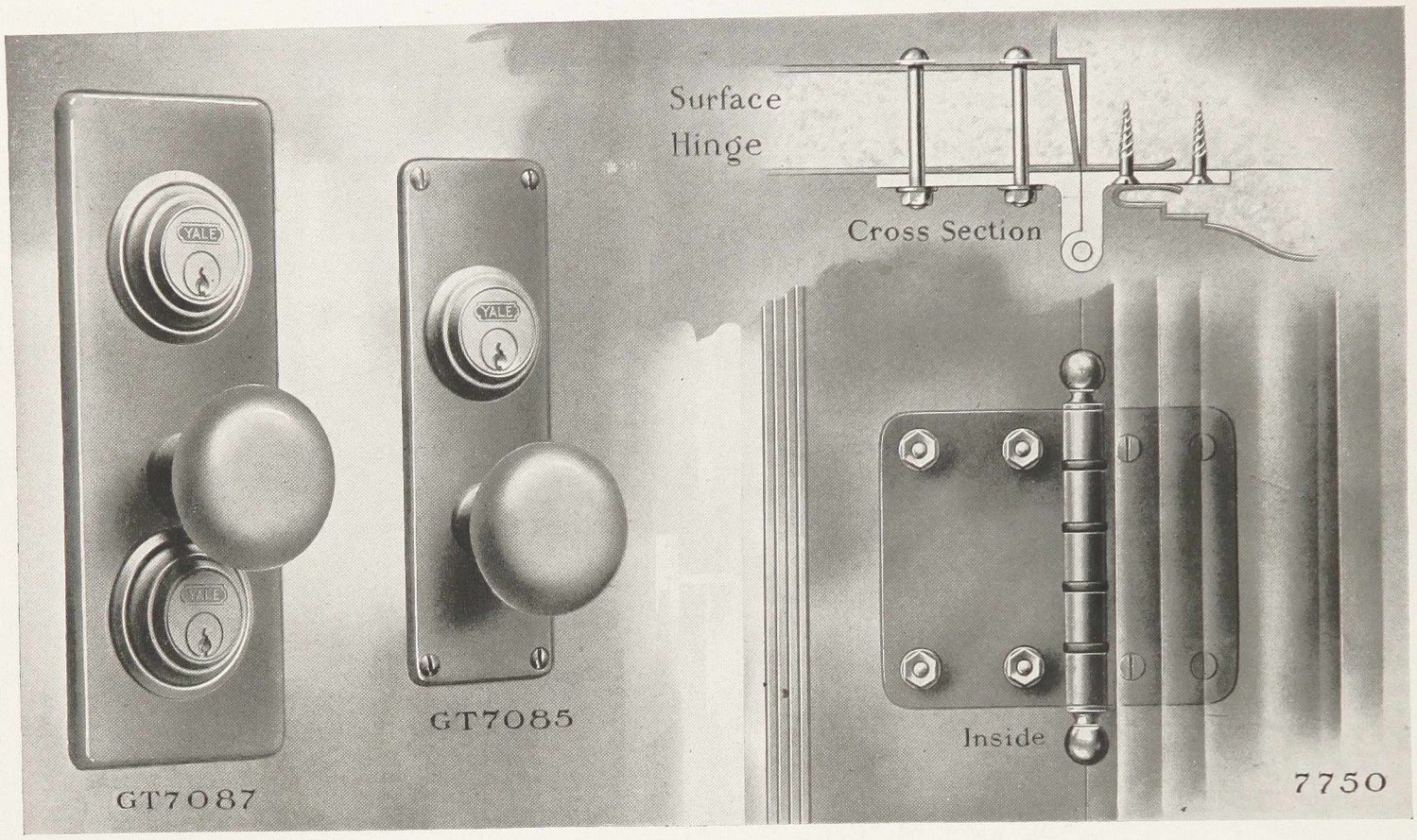

GT Design

Cast bronze, Cast brass and Bower-Barffed iron. For list and description of finishes see page 91.

Knobs

No.	Size	Description
D37	2½ x 2½ inches	With No. 0 (high) shank
D36	2½ x 2¼ "	" " " " "
D35	2¼ x 2¼ "	" " " " "

Escutcheons

GT7085	7 x 2¼ inches	Plate for locks No. 6010 series
GT7085½	" "	" " " " 6020 "
GT7087	8½ x 3¼ "	" " " " 6000 "

Other pieces

7750	5 x 5½ inches	Surface butt for glass partitions
	5 x 5⅞ "	" " " " plaster "
1250	2 x 3 x 1"	Sash socket (page 464)

For other pieces which may be associated with this design see pages 287 to 494 and 744.

Locks in sets

Set No.		Description
GT7000	Corridor doors	Lock 6000, knobs D35, 1 escutcheon GT7087
GT7200	" "	Lock 6200, knobs D35, 1 escutcheon GT7087
GT7020	Communicating	Lock 6020, knobs D35, 1 escutcheon GT7085½
GT7220	"	Lock 6220, knobs D35, 1 escutcheon GT7085½
GT7010	Closet doors	Lock 6010, knobs D35, 1 escutcheon GT7085
GT7210	" "	Lock 6210, knobs D35, 1 escutcheon GT7085

For description of locks see page 261.

When ordering give list number or lock-set number and finish.
For finishes see page 91.

Cuts third size

Yale Mono-lock Sets



THE argument in favor of locks of the so-called "unit" type of construction, which is a recent development and of which the Yale Mono-lock is the latest and best example, is as follows:

The lock-set commonly in use on doors comprises a lock mortised into a door, a spindle passing through the door, and carrying on each end a knob, and two escutcheon plates attached to opposite faces of the door, each containing a thimble to support the knob. These numerous independent metallic parts are never assembled until fitted to the door, and then are not in metallic contact, the wood of the door being relied on to hold them in the proper relative positions. These conditions involve considerable work and some skill in the cutting of the door and the assembling thereon of the lock and its trim, and imply that the adjustment of the parts, even if perfect at first, may be disturbed by the shrinking or swelling of the wood. All these difficulties are eliminated by the construction shown below.

The Yale Mono-lock Set, which includes the lock and trim complete, is a metallic entity or unit. The carpenter has only to make a rectangular cut in the edge of the door, to enable him to apply the lock as a single piece and to attach it permanently in place. The lock and its trim, assembled complete by the lock maker, go on the door in the condition in which they left the factory, and constitute a single metallic structure, securely attached to the door but unaffected by the shrinking or swelling of the material of which the door is made.

IN THESE locks the mechanism is wholly contained within a closed case of cast metal, precisely as in ordinary rim and mortise locks. The mechanism, which is simple and substantial, is thus effectively protected against dirt and disturbance both in transit and in use.

The case is attached at its forward end to the bronze front, through which projects the bolt which is of the "hinged" type, giving a very smooth and quiet action in closing. The front is integral with the outside escutcheon plate which carries the thimble supporting the outside knob. The inside escutcheon plate, carrying the inside knob, is similar to the outside plate, but is separated from the front, with which, however, it is adjustably interlocked. The two escutcheon plates and the lock front thus form a continuous metallic structure, while the interlocking connection between the inside plate and the lock front affords a means of adjustment to compensate for variations in the thicknesses of doors.

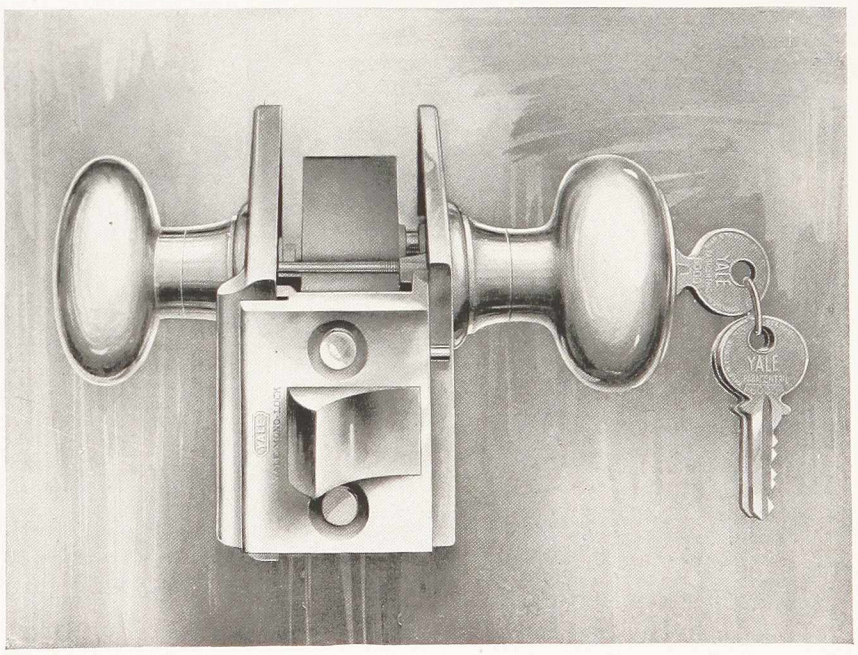

Yale Mono-lock

YALE

Cuts half size

Yale Mono-lock Sets



Fig. 1. The rectangular cut made to receive the lock

Fig. 2. Applying the lock without separation of its parts

The construction and relationship of these several parts are clearly shown in the illustrations above and on the following pages.

To apply the lock the carpenter has only to make a rectangular cut in the edge of the door, about 3½ inches deep by 2¾ inches high (see Fig. 1), whereupon (after slightly loosening the two machine screws) he can apply the lock and its trim complete, without separation or disturbance of its parts (see Fig. 2). All that then remains to be done is to tighten the two machine screws which clamp the lock to the door, and to insert the wood screws whereupon the lock is ready for service (see Figs. 5 and 6).

An admirable feature in the Yale Mono-lock is that which (with the standard "backset" of 2¾ inches) limits the total depth of the lock-case (and, therefore, the depth of cut required in the door) to 3½ inches. This means that the lock with plain trim, can be used on a stile as narrow as 4¼ inches.

Another excellent detail is the interlocking of the lock front and inside escutcheon plate in the manner shown by Figs. 3 and 4, whereby moderate adjustability to varying thicknesses of doors is obtained without breaking the continuity of the metallic construction. In this way all sharp corners, by which the hand or clothing might be caught or injured, are avoided.

Figs. 3 and 4 also show the manner in which the machine screws are utilized to clamp the lock structure firmly to the door and are inaccessible from the outside of the door. In all of the Yale Mono-locks the bolt is of the hinged type illustrated above.



Fig. 3

Fig. 4

Showing adjustable interlocking feature and the manner in which the machine screws are utilized to clamp the lock structure firmly to the door

YALE

Cuts half size

Yale Mono-lock Sets



Fig. 5. Lock in position ready for service

Fig. 6. Lock and trim from edge of door

Where a "deadlock" is desired the spring plunger *C* (Fig. 4) is provided, which, impinging against the lip of the strike, is automatically pushed in when the door is closed, and in this position causes the bolt to be deadlocked so that it cannot be retracted by pressure on its end. In this way, and by means of a single heavy bolt the convenience of a latch bolt and safety of a dead bolt are obtained without enlargement of the lock.

When "stop-work" is used, as in front door and vestibule locks (whereby action of the outside knob may be permitted or prevented at will) the "stops" or push buttons by which the stop-work is operated are located in the front of the lock, as shown by Fig. 4, and these also are dogged by the spring plunger *C* so that they cannot be operated when the door is closed.

The outside knob carries the "cylinder" which contains the Yale pin-tumbler key mechanism. When the outside knob is "set" so that it cannot turn, the bolt can be retracted, from the outside only by means of the proper key. When the outside knob is "unset," the bolt can be retracted by turning the knob. It can always be retracted by turning the inside knob. The action of the lock, by key or by knobs, varies in the several styles of locks according to the use for which each is intended, as explained on pages 270 to 273.

The means by which the knobs and the cylinder are enabled to actuate the bolt are illustrated by Fig. 7.

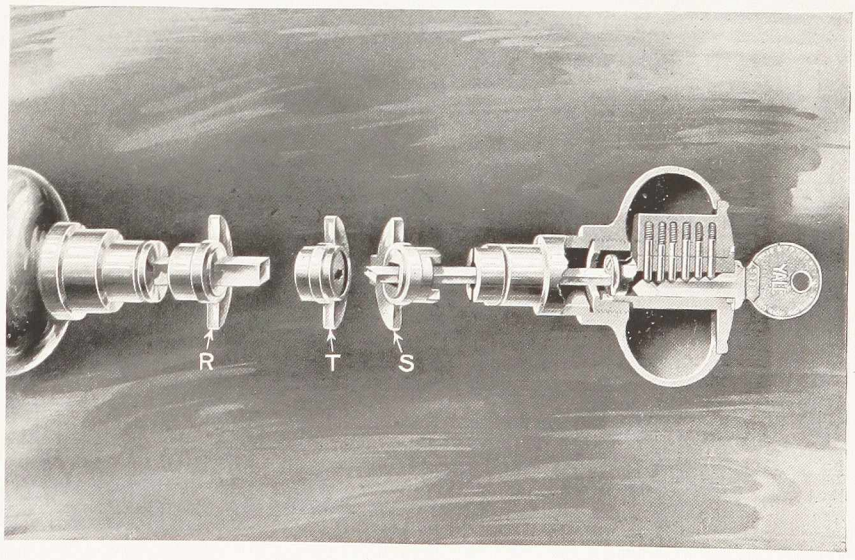

Fig. 7
Sectional view of knob with cylinder, showing the three cams (R, T and S), any one of which operate the bolt. The various parts are shown on the same axial line as in use but separated to show each distinctly

Yale Mono-lock Sets



Fig. 8. Showing method of attaching outside knob to its escutcheon plate

The centre cam *T* can be rotated only by means of the key acting on the flat "connecting bar" which projects from the rear of the cylinder in the outside knob, and passes through cam *S* to engage with cam *T*. The outside knob engages with cam *S*, and the inside knob with cam *R*, the rotation of either knob causing its cam to actuate the bolt.

The method of attaching the outside knob to its escutcheon plate (also of detaching same) is illustrated in Fig. 8. In the shank is a deep groove *V* into which fits one arm of the bell-crank *P*, thus securely locking the knob to the escutcheon plate, but leaving it free to rotate. The other arm of the bell-crank *P* engages with the lug *Q* projecting from the inside of plate thus holding the bell-crank in engagement with the knob shank.

By springing this end of the bell-crank up and over the lug *Q*, its other end is disengaged from the knob shank, thus permitting the knob to be removed from the plate for the purpose of repairing the cylinder or of changing its combination when this is desired.

This facility of access to the cylinder containing the key mechanism is of great convenience, especially in the case of locks used in large series, as in public buildings, hotels, etc., where the locks are controlled by master-keys, and where changes of tenants occur frequently.

The cylinder is disengaged from the knob by inserting a special wrench (provided on special order), in the shank of the knob, and unscrewing the cylinder from the knob.



Fig. 9. The Mono-lock with Bicentric Cylinder in knob

Master-keying the Yale Mono-lock

THE BICENTRIC SYSTEM: The Yale Bicentric Cylinder consists of two independent key mechanisms contained in the knob, as shown by Fig. 9. Each mechanism is controlled by its own key of special cross-section. The change and master-keys have reversed sections, so that each will enter only its own keyway. Any desired combination of master and change keys may be obtained without the slightest impairment of security.

THE STANDARD YALE SYSTEM: The regular Mono-lock cylinder with one keyway can be master-keyed in small groups (usually sufficient in number and variety to cover residence requirements), with the regular key, and in larger groups by means of the "surety" system of master-keys of special sections.

The regular Mono-lock cylinders are *master-keyed* in one set of any number of changes usually required, all different, with a master-key to pass all locks: or in any number of sets required, each set having any number of changes, all changes different, with master-key to pass the locks in each set and a grand master-key to pass all the locks.

They may be master-keyed with any other cylinder locks, using the Standard Yale Cylinder.

This system is slightly cheaper than the Bicentric system, but the latter is in all respects better and should be given preference in view of the small difference in cost. If a series of master-keyed Yale Cylinder Locks comprising one thousand or more locks is required, the Bicentric Cylinder should be availed of.

YALE

Yale Mono-lock Sets



Fig. 10. The strike regularly furnished for Yale Mono-locks is of the "protected box" type which prevents tampering with the bolt, and covers the cut in the woodwork made to receive the strike.



Fig. 11. Type A. For rabbeted doors a regular lock is ordinarily furnished with rabbeted strike as here illustrated. In ordering suffix ½ to list number.



Fig. 12. Type B. Another method of furnishing the Yale Mono-lock and strike for rabbeted doors is here shown. In this case both the face of the lock and the strike are rabbeted. This type will be furnished only to special order; suffix ½ B to list number.

Cuts half size

Yale Mono-lock Sets

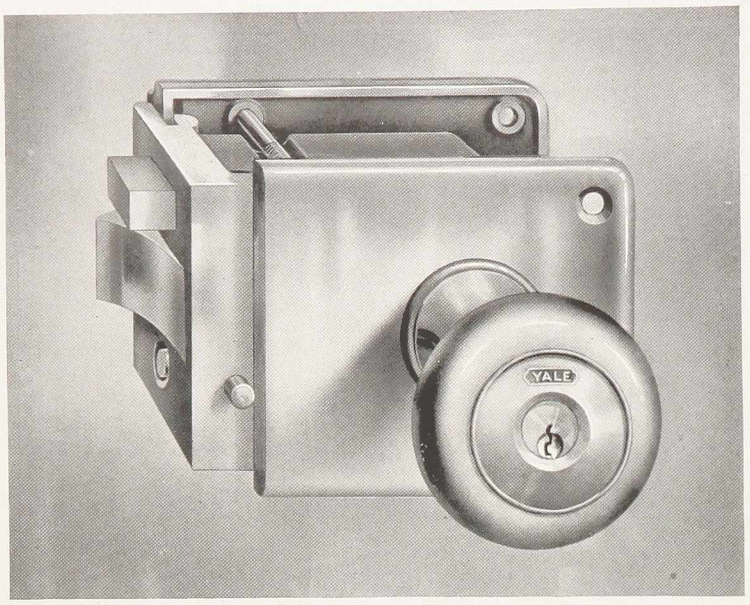

No. GT3110 series

No. GT3110 series

For front doors

Master-keyed as explained on page 268

Copper plated iron case

Backset 2¾ inches *only*. Cannot be furnished with special backset.

Bronze front, bolts, plates, knobs and protected box strike.

Keys: 3 paracentric, nickel-bronze, coined, gold plated bows, from No. 8 blank. Five pin-tumblers. Changes practically unlimited.

For doors: 1⅜ to 1¾ inches. Made for any thickness to special order.

Beveled front: ⅛ in 2¼ inches *only*, for doors opening in of either hand. For doors opening out (reverse bevel) to special order.

Rabbeted front: See page 269. Hand, thickness of door and type of strike must always be given.

With deadlocking plunger

Operation Latch bolt by knob from both sides; outer knob may be set by stop in front. When outer knob is stopped, latch bolt is operated by key. Dead bolt by key from outside, by thumb-turn from inside. The stop-work and latch bolt are automatically deadlocked by plunger when door is closed, which prevents tampering.

No.

GT3110 Knobs 2½ x 2¼ inches. Plates 3¼ x 4¼ inches.

GT3112 As No. GT3110 above but *without* stop-work in front. Outer knob is pinned fast.

Without deadlocking plunger

Operation: Latch bolt by knob from both sides; outer knob may be set by stop in front. When outer knob is stopped, latch bolt is operated by key. Dead bolt by key from outside, by thumb-turn from inside. The plunger being omitted, stop-work and latch bolt are *not* deadlocked when door is closed.

No.

GT3115 Knobs 2½ x 2¼ inches. Plates 3¼ x 4¼ inches.

GT3117 As No. GT3115 above but *without* stop-work in front. Outer knob is pinned fast.

Each in a paper box with screws, directions for applying and template to show size and shape of cut in door and location of wood screws.



No. GT3000 series

No. GT3000 series

For vestibule and corridor doors

Master-keyed as explained on page 268

Copper plated iron case

Backset 2¾ inches *only*. Cannot be furnished with special backset.

Bronze front, hinged bolt, plates, knobs and protected box strike.

Keys: 3 paracentric, nickel-bronze, coined, gold plated bows, from No. 8 blank. Five pin-tumblers. Changes practically unlimited.

For doors: 1⅜ to 1¾ inches. Made for any thickness to special order.

Beveled front: ⅛ in 2¼ inches *only*, for doors opening in of either hand. For doors opening out (reverse bevel) to special order.

Rabbeted front: See page 269. Hand, thickness of door and type of strike must always be given.

With deadlocking plunger

Operation: By knob from both sides; outer knob may be set by stop in front. When outer knob is stopped, bolt is operated by key. The stop-work and bolt are automatically deadlocked by plunger when door is closed, which prevents tampering.

No.

GT3000 Knobs 2¼ x 2¼ inches. Plates 3 x 4¼ inches.

GT3002 As No. GT3000 above but *without* stop-work in front. Outer knob is pinned fast.

GT3001 As No. GT3000 above but *without* stop-work in front. Outer knob may be stopped by key from inside.

Without deadlocking plunger

Operation: By knob from both sides; outer knob may be set by stop in front. When outer knob is stopped, bolt is operated by key. The plunger being omitted, stop-work and bolt are *not* deadlocked when door is closed.

No.

GT3005 Knobs 2¼ x 2¼ inches. Plates 3 x 4¼ inches.

GT3007 As No. GT3005 above but *without* stop-work in front. Outer knob is pinned fast.

GT3006 As No. GT3005 above but *without* stop-work in front. Outer knob may be stopped by key from inside.

Each in a paper box with screws, directions for applying and template to show size and shape of cut in door and location of wood screws.

YALE

When ordering give list number and finish. For finishes see page 91.

Cuts half size

Yale Mono-lock Sets

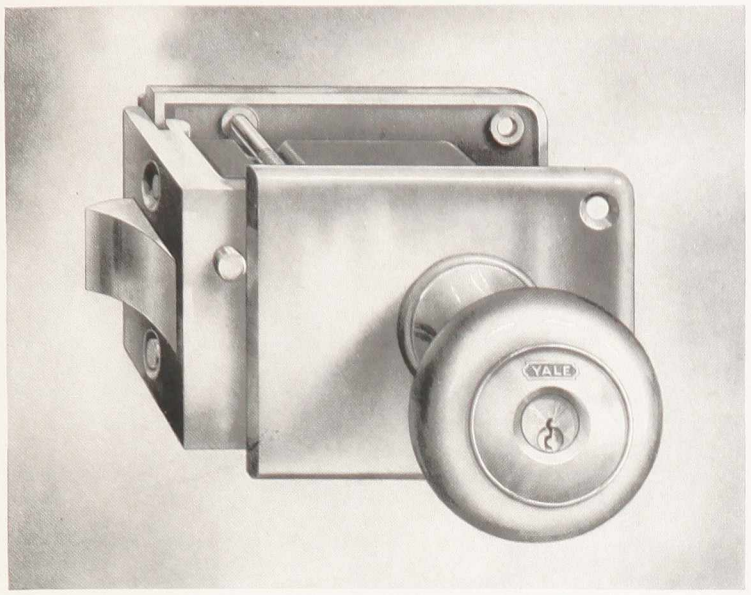

No. GT3050 series

No. GT3050 series

For office doors

Master-keyed as explained on page 268

Copper plated iron case

Backset 2¾ inches *only*. Cannot be furnished with special backset.

Bronze front, hinged bolt, plates, knobs and protected box strike.

Keys: 3 paracentric, nickel-bronze, coined, gold plated bows, from No. 8 blank. Five pin-tumblers. Changes practically unlimited.

For doors: 1⅜ to 1¾ inches. Made for any thickness to special order.

Beveled front: ⅛ in 2¼ inches *only*, for doors opening in of either hand. For doors opening out (reverse bevel) to special order.

Rabbeted front: See page 269. Hand, thickness of door and type of strike must always be given.

With deadlocking plunger

Operation: By knob from both sides; outer knob may be set by stop in front. When outer knob is stopped, bolt is operated by key. Thumb-turn on inside deadlocks bolt against key and sets outer knob. The stop-work and bolt are automatically deadlocked by plunger when door is closed, which prevents tampering.

No.

GT3050 Knobs 2¼ x 2¼ inches. Plates 3 x 4¼ inches.

GT3052 As No. GT3050 above but *without* stop-work in front. Outer knob is pinned fast.

Without deadlocking plunger

Operation: By knob from both sides; outer knob may be set by stop in front. When outer knob is stopped, bolt is operated by key. Thumb-turn on inside deadlocks bolt against key and sets outer knob. The plunger being omitted, stop-work and bolt are *not* deadlocked when door is closed.

No.

GT3055 Knobs 2¼ x 2¼ inches. Plates 3 x 4¼ inches.

GT3057 As No. GT3055 above but *without* stop-work in front. Outer knob is pinned fast.

Each in a paper box with screws, directions for applying and template to show size and shape of cut in door and location of wood screws.

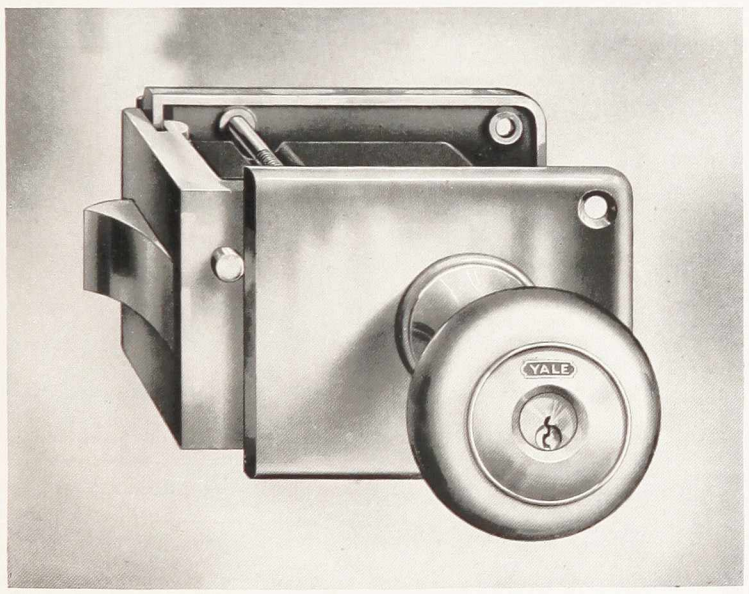

No. GT3152 series

No. GT3152 series

For office doors, etc.

Master-keyed as explained on page 268

Copper plated iron case

Backset 2¾ inches *only*. Cannot be furnished with special backset.

Bronze front, hinged bolt, plates, knobs and protected box strike.

Keys: 3 paracentric, nickel-bronze, coined, gold plated bows, from No. 8 blank. Five pin-tumblers. Changes practically unlimited.

For doors: 1⅜ to 1¾ inches. Made for any thickness to special order.

Beveled front: ⅛ in 2¼ inches *only*, for doors opening in of either hand. For doors opening out (reverse bevel) to special order.

Rabbeted front: See page 269. Hand, thickness of door and type of strike must always be given.

With deadlocking plunger

Operation: By knob from both sides, except when outer knob is set by key, there being no stop-work in front. The bolt is automatically deadlocked against end pressure by plunger when door is closed.

This lock is especially adapted for corridor closets, toilet rooms or elevator shaft openings, where the control of stop-work is in the hands of authorized persons only.

No.

GT3152 Knobs 2¼ x 2¼ inches. Plates 3 x 4¼ inches.

Without deadlocking plunger

Operation: By knob from both sides, except when outer knob is set by key, there being no stop-work in front. The plunger being omitted, bolt is not deadlocked against end pressure when door is closed.

This lock is especially adapted for corridor closets, toilet rooms or elevator shaft openings, where the control of stop-work is in the hands of authorized persons only.

No.

GT3157 Knobs 2¼ x 2¼ inches. Plates 3 x 4¼ inches.

Each in a paper box with screws, directions for applying and template to show size and shape of cut in door and location of wood screws.

Yale Mono-lock Sets

Cuts half size

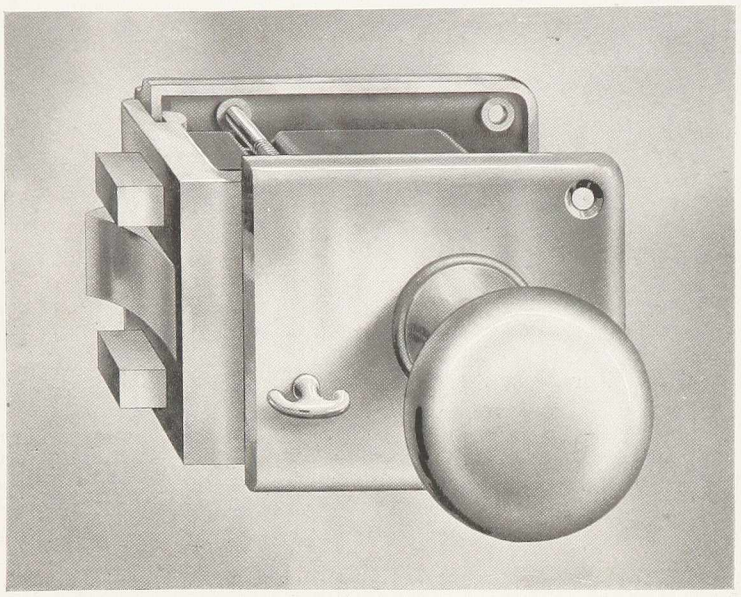

No. GT3207 lock-set

No. GT3207 lock-set

For communicating doors

Copper plated iron case

Backset 2¾ inches *only*. Cannot be furnished with special backset.

Bronze front, bolts, plates, knobs and protected box strike.

For doors: 1⅜ to 1¾ inches. Made for any thickness to special order.

Beveled front: ⅛ in 2¼ inches *only*, for doors opening in of either hand. For doors opening out (reverse bevel) to special order.

Rabbeted front: See page 269. Hand, thickness of door and type of strike must always be given.

No.	Operation
GT3207	Latch bolt by knob from both sides; dead bolts by thumb-turns from both sides, making it possible to deadlock independently from either side. Knobs 2¼ x 2¼ inches. Plates 3¼ x 4¼ inches.

Each in a paper box with screws, directions for applying and template to show size and shape of cut in door and location of wood screws

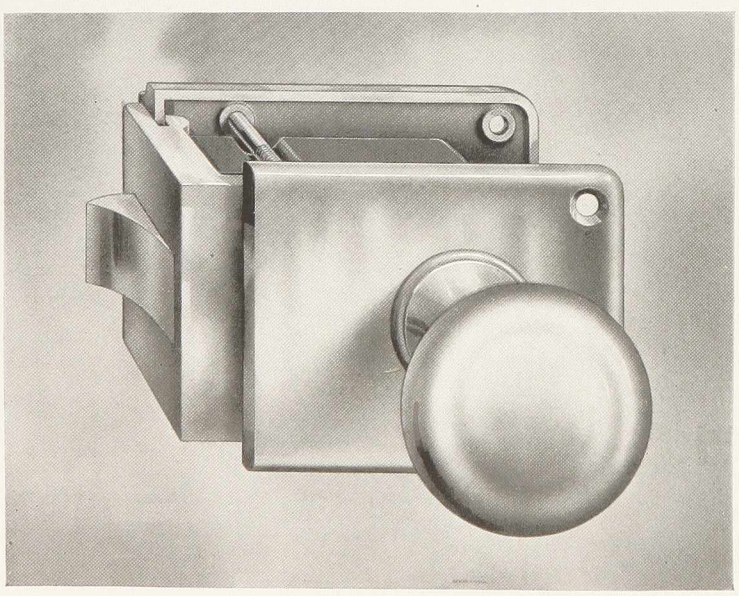

No. GT3257 lock-set

No. GT3257 lock-set

Knob latch

Copper plated iron case

Backset 2¾ inches *only*. Cannot be furnished with special backset.

Bronze front, hinged bolt, plates, knobs and protected box strike.

For doors: 1⅜ to 1¾ inches. Made for any thickness to special order.

Beveled front: ⅛ in 2¼ inches *only*, for doors opening in or out of either hand.

Rabbeted front: See page 269. Hand, thickness of door and type of strike must always be given.

No.	Operation
GT3257	By knob from both sides. Knobs 2¼ x 2¼ inches. Plates 3 x 4¼ inches.

Each in a paper box with screws, directions for applying and template to show size and shape of cut in door and location of wood screws.

YALE

When ordering give list number and finish. For finishes see page 91.

Cuts half size

Yale Mono-lock Sets



No. TS3337 series

For interior doors of Institutions

Master-keyed as explained on page 268

Copper plated iron case.

Backset 2¾ inches *only*. Cannot be furnished with special backset.

Bronze front, bolt, plates, knob and strike.

Keys: 3 paracentric, nickel-bronze, coined, gold plated bows, from No. 8 blank. Five pin-tumblers. Changes practically unlimited.

For doors: 1⅜ to 1¾ inches. Made for any thickness to special order. Hand must always be specified and if doors open in or out.

Operation: By knob from outside only. Bolt may be made inoperative by key when either in locked or unlocked position. Inside plate has pull only for convenience in opening.

No. **TS3337** Knob 2½ inches. Plates: outside, 8 x 2⅞ inches; inside, 3 x 4¼ inches, with pull.

No. **TS3327** Knob 2¼ inches. Plates: outside, 8 x 2⅞ inches; inside, 3 x 4¼ inches, with pull.

Each in a paper box with screws, directions for applying and template to show size and shape of cut in door and location of wood screws.

Yale Mono-lock sets with Ornamental Trim

ANY of the vast number of ornamental designs, already in use in connection with Yale Cylinder Locks, may be adapted as trim for the Yale Mono-locks. See Warwick design, page 274, and Jackson design, page 275.

In connection with these designs, attention is called to the use of both vertical and horizontal plates with the Mono-locks. Certain designs are not suited to both types of plate, but we are prepared to undertake the study and execution of special designs for office buildings, hotels, etc., and correspondence is invited on this subject.

Cuts third size

Yale Mono-lock Sets



Warwick Design

Symbol JW School: *Colonial*

Cast bronze, brass and iron. Appropriate finishes; AY21, oxidized brass; BY21, oxidized bronze; BY65, statuary bronze; FX80, Bower-Barff. For description of finishes see page 91.

Knobs and roses

No.	Size	Description
JW35	2¼ x 2¼ inches	With No. 0 (high) shank
JW422	3½ x 3⅞ "	Rose with No. 0 (high) thimble

Escutcheons and handles

JW85	7 x 2½ inches	Plate for 2¼, 2¾ and 3 in. spacing of inside door locks *only*
JW85½	" "	Plate for 2¾ in. spacing of communicating locks *only*
JW314	16 x 4 "	Handle for locks Nos. 414¼, 428 and 472¼ series

When ordering give list number of lock to be associated with escutcheons.

Other pieces

JW1532	3¼ x 8¼ inches	Letter drop plate
JW1552	3½ x 8⅜ "	Hood for above
JW579	16 x 4 "	Pull, door
JW1730	7 x 2½ "	Push plate
	16 x 4 " " "	

Mono-lock sets*

Set No.		Description
JW3000	Corridor doors	Operation as No. GT3000 (page 270), knobs 2½ x 2¼ ins., plates 3¼ x 4⅜ ins.
JW3020	" "	Operation as No. GT3000 (page 270), knobs 2½ x 2¼ ins., plates 10½ x 3 ins.
JW3162	Office doors	Operation as No. GT3152 (page 271), knobs and plates as No. JW3000
JW3207	Communicating	Operation as No. GT3207 (page 272), knobs and plates as No. JW3000
JW3110	Front doors	Operation as No. GT3110 (page 270), knobs and plates as No. JW3000
JW3130	" "	Operation as No. GT3110 (page 270), knobs 2½ x 2¼ ins., plates 10½ x 3 ins.

* May also be furnished *without* deadlocking plunger.

When ordering give list number and size, or lock-set number (in the case of escutcheons, also lock number) and finish. For finishes see page 91.

Cuts third size

Yale Mono-lock Sets



Jackson Design

Symbol OJ School: *Mission*

Cast bronze, brass and iron. Appropriate finishes; AY21, Oxidized brass; BY21, oxidized bronze; BY65, statuary bronze; FX80, Bower-Barff.
For description of finishes see page 91.

Knobs

No.	Size	Description
OJ35	2¼ x 2¼ inches	With No. 0 (high) shank

Escutcheons and handles

OJ88	9⅛ x 2¾ inches	Plate for 2¾ in. spacing of inside door locks *only*
OJ88½	" "	Plate for 1⅞ in. spacing of communicating locks *only*
OJ314	16 x 3½ "	Handle for locks Nos. 414¼, 428 and 472¼ series

When ordering give list number of lock to be associated with escutcheons.

Other pieces

OJ1532	2¾ x 8 inches	Letter drop plate
OJ1542	3 x 7¾ "	Inside plate for above
OJ579	16 x 3½ "	Pull, door
OJ1730	9⅛ x 2¾ "	Push plate
	16 x 3½ "	" "

Mono-lock sets

Set No.		Description
OJ3000	Corridor doors	Operation as No. GT3000 (page 270), knobs 2½ x 2¼ ins., plates 3 x 4¼ ins.
OJ3015	" "	Operation as No. GT3005 (page 270), knobs 2½ x 2¼ ins., plates 3 x 4¼ ins.
OJ3020	" "	Operation as No. GT3000 (page 270), knobs 2½ x 2¼ ins., plates 11 x 3 ins.
OJ3035	" "	Operation as No. GT3005 (page 270), knobs 2½ x 2¼ ins., plates 11 x 3 ins.
OJ3182	Office doors	Operation as No. GT3152 (page 271), knobs 2½ x 2¼ ins., plates 11 x 3 ins.
OJ3187	" "	Operation as No. GT3157 (page 271), knobs 2½ x 2¼ ins., plates 11 x 3 ins.

When ordering give list number and size, or lock-set number (in the case of escutcheons, also lock number) and finish. For finishes see page 91.

Yale Door Checks

A DOOR CHECK has been defined as "A device intended to curb the pernicious activity of a door spring by compelling it to behave decently." The fault of a door spring prompted the invention of a door check.

The only successful door checks are those of the liquid type: and of these the Blount is the earliest, the best and the most largely used.

The Blount Door Check, to use its popular name, is in fact a combined door spring and check, having the duel functions thus implied. It combines a powerful coil spring (which furnishes the motive power to close the door) and a metallic piston moving in a metallic cylinder against a non-freezing liquid (which furnishes the checking power to control the door).

Provision is made whereby each of these two opposing powers can be regulated, thus enabling them to be so adjusted relatively to each other, as to meet any conditions of use, and to give any desired action to the door.

The utility, convenience and reliability of the Blount Door Check are so remarkable and are so well established, that this device is now regarded as a necessity rather than a luxury, on most outside or entrance doors and on many inside doors. Its field of usefulness is constantly increasing and the demand for it is greater than ever before.

The Blount Holder-Check is a recent improvement of the Blount Check which consists in the addition of a door holder, thus giving a third function. This consists of a simple device whereby, when the door is pushed wide open, it is securely held in that position until released by a quick movement of the hand.

This form is described on page 281 and thus combines in one device a door spring, a door check and a door holder. It will be found serviceable for many uses.

The Yale Double-acting Check is a device which does for double doors what the Blount Check has so long done for single doors: closes them quickly and quietly. It stops the flip-flop-flapping with its noise, danger and draughts. It tames the double-acting door and makes a comfort of it. It is fully described on pages 282 to 284A.

The Yale Checking Floor Hinge performs all the functions of a regular Blount Check, but it is placed in the floor at the time the door is placed in position. It is, therefore, concealed, thus avoiding any projections from the door, which in the case of ordinary door checks are sometimes objectionable and unsightly. It is fully described on page 284B.

YALE



Yale Blount Door Check

IN selecting the proper check be sure that it is of ample size. If too small for the door it will not be effective in control, and is liable to be broken. For doors exposed to severe draughts, use a check one size larger than called for in the table below. Doors with metal frames, or heavy glass panels, require heavier checks than ordinary doors of equal size.

No.	
1	For screen and other very light doors.
2	" light inside doors not exceeding 7 feet high by 3 feet wide.
3	" inside doors of medium size not exceeding 7 feet high by 2½ feet wide.
4	" heavy inside and ordinary outside doors not exceeding 7½ feet by 3 feet.
5	" outside doors of medium size not exceeding 7½ by 4 feet.
6	" heavy outside doors, 8½ feet high by 4 feet wide.

Checks are furnished regularly in gold bronze finish. At the same price (when so ordered) they will be supplied in silver bronze or in imitation of Bower-Barff finish.

YALE

Door Checks



Fig. 1. Right-hand door from inside
Use right-hand check



Fig. 2. Left-hand door from inside
Use left-hand check

Method of Attachment

REFER to the illustration showing the position in which the check is to be placed. The text will indicate the hand of door and whether or not a bracket is necessary. Avoid using brackets when not really needed.

Checks without Brackets

These are applied to inner or hinge side of doors (Figs. 1 and 2) and are recommended wherever the conditions permit.

When a Bracket is required

The *Soffit Bracket* (Figs. 3 and 4) should be used if possible.

The *Special Soffit Bracket* (Fig. 5) enables a check to be placed in the limited space between doors. The closing power of a check so applied is not equal however to that of a check regularly applied and therefore with heavy doors an auxiliary spring should be used.



Fig. 3. Soffit Bracket. Left-hand door from outside
Use right-hand check



Fig. 4. Soffit Bracket. Right-hand door from outside
Use left-hand check

YALE

Door Checks

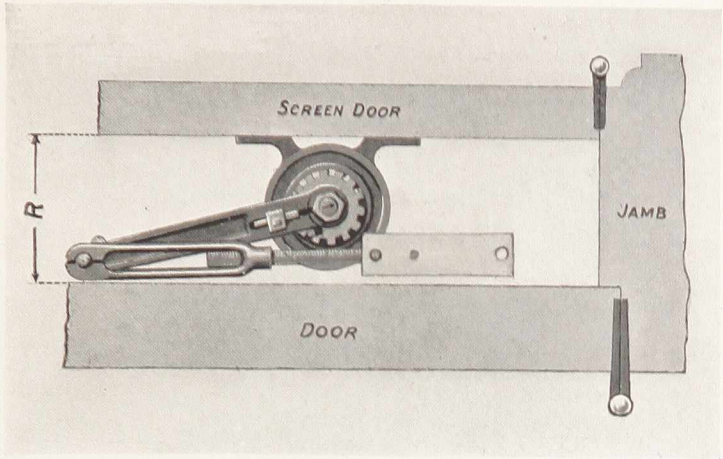

Fig. 5. Special Soffit Bracket. Check applied between doors
Door opens all the way back (180°). Distance "R" from
3¼ to 4½ inches (see table below)



Fig. 6. Flush Bracket. Right-hand door from outside
Use left-hand check

The minimum distance "R" (in Special Soffit Bracket Fig. 5 above) occupied by a check applied in this manner is as follows:

Size No. 1 is 3¼ inches		Size No. 4 is 4 inches	
" " 2 " 3½ "		" " 5 " 4¼ "	
" " 3 " 3¾ "		" " 6 " 4½ "	

The *Flush Bracket* (Fig. 6) may be used when the surface of the jamb is not wide enough for the foot of the Soffit Bracket (Figs. 3 and 4).

The *Corner Bracket* (Fig. 7) does not permit the check to stand as far from hinge edge of door as other brackets, or as far as is desirable. It is only recommended when additional strength is necessary.

The *Flat Bracket* (Fig. 8) is provided for round top doors when check is applied to the *door*. When check is applied to the *jamb* a flush bracket (Fig. 6) should be used.

When a bracket for round top door is required the width of the door and the radius of the top should be given, as well as hand of door and whether it must open all the way back (180 degrees).



Fig. 7. Corner Bracket. Left-hand door from outside
Use right-hand check



Fig. 8. Flat Bracket. Right-hand door from inside
Use right-hand check

YALE

Door Checks



Sectional view of Blount Door Check

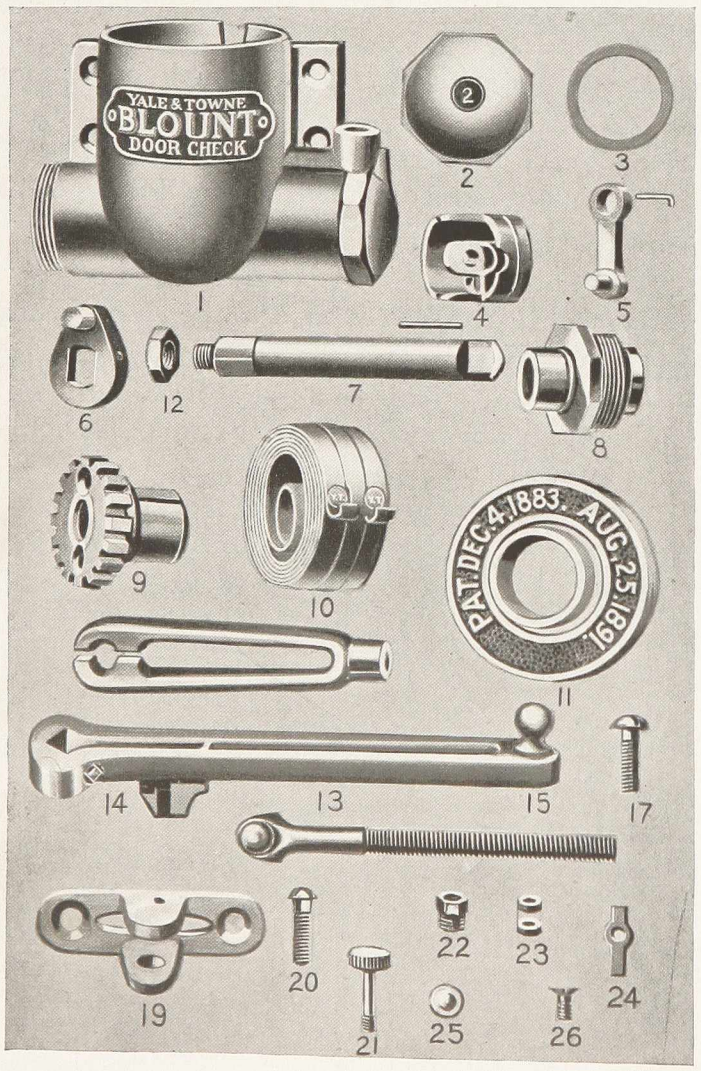

Parts of Blount Door Check

Construction

The check combines a powerful coil spring (which furnishes the motive power to close the door) and a metallic piston moving in a metallic cylinder against a non-freezing liquid (which furnishes the checking or controlling power).

A simple regulating valve enables these two powers to be so adjusted, relatively to each other, as to give any desired action to the door whereby it will always be positively closed, but under a control which prevents slamming.

The working parts are immersed in a lubricating fluid, so that the wear resulting from continued use is inappreciable, and the device when once properly adjusted in place will continue indefinitely to function without further care.

Parts

The names and numbers of the various parts of the check, are as follows:

	No.	Description
	1	Case or shell
	2	End cap
	3	End cap washer
	4	Piston
	5	Connecting rod
	6	Crank
	7	Shaft
	8	Combination packing nut
	9	Ratchet sleeve
	10	Coil (or Spring)
	11	Top cap
	12	Top nut for shaft
*	13	Main arm
*	14	Sliding latch
*	15	Ball stud (included with 13)
	16	Forked arm
	17	Clamp screw for ball socket
*	18	Screw for forked arm
	19	Jamb plate
	20	Bracket screw
*	21	Regulating screw
*	22	Regulating screw nut
*	23	Regulating screw washers (2)
*	24	Ball retainer
*	25	Piston valve (ball)
	26	Screw for ball retainer

*Parts bracketed are usually furnished together.

In ordering parts both the number and size of check must be given.

YALE



The Blount Holder-Check showing door held open to a right angle

Blount Holder-Check

SINCE the perfection of the Yale Blount Door Check there has been but one point lacking to absolute door control. The fact that the Blount Door Check automatically, quietly and firmly shuts the door to which it is attached very nearly covers the field, but occasionally it is necessary to hold the door open—as in carrying things through the doorway, secure ventilation or for other purposes. Then it has been necessary to use a door holder, or to put something against the door to hold it open.

The device here illustrated not only closes the door (as the Blount Check has always so successfully done) but by merely pushing it back to a certain point, it may be stopped at will until, by a slight pull, it is released. This in no wise effects the action of the check itself.

Construction

It looks almost like any Blount Door Check, but it will be noticed that there is a little plug (or Latch) which lifts up as the door is opened. This latch catches when the door is pushed back to a given point: this point may be set at will. For additional technical description and list of parts see regular Blount Door Check, page 280.

Sizes and Prices

In selecting a Check be sure that it is of ample size. If too small for the door it will not be effective in control and is liable to be broken.

No.	
101	For screen and other very light doors.
102	" light inside doors, not exceeding 7 feet high by 3 feet wide.
103	" inside doors of medium size, not exceeding 7 feet by 2½ feet wide.
104	" heavy inside and ordinary outside doors, not exceeding 7½ feet by 3 feet wide.

Checks are furnished regularly in gold bronze finish.

At the *same* price (when so ordered), they will be supplied in silver bronze, or imitation of Bower-Barff finish.

For illustrations of Brackets and instructions as to their use see Blount Door Check, pages 278 and 279.

YALE

Door Checks



Fig. 1. Check on door opened in



Fig. 2. Check on door opened out
Note that door has in Fig. 2 been made transparent to show the position of arms—which rise to permit the door to open out

YALE



Yale Double-acting Door Check

THIS is designed for use on doors hung on *double-acting* hinges which permit the door to swing in both directions. As such hinges, of necessity, always contain springs, which operate to close the door, this article is a checking device only. Its construction embodied features identical with those which have made the Blount Door Check successful and also a very ingenious arrangement whereby (as shown by the illustrations on facing page) the main arm swings *over* the top of the door and *under* the soffit of the door frame, in accordance with the direction in which the door is moved.

The Yale Double-acting Door Check controls a double acting door as perfectly as the Blount Door Check controls the single acting door. It brings the door quietly to rest on the centre every time, without any of the flip-flap which heretofore has been inevitable with such doors, thus eliminating the noise and danger which they have involved, and greatly reducing or preventing the draughts which such doors have heretofore permitted.

YALE

Door Checks



Fig. 3. Yale Double-acting Check on closed door. For Check on doors opened in and out see page 282

Construction

The Check consists of a short vertical cylinder, through the top of which projects the spindle, to which is attached the main arm. To the outer end of the latter is attached the adjusting arm, the other end of which is fastened to the door jamb, so as the door moves the spindle is caused to rotate.

By an ingenious construction of the main arm bracket the door is free to swing in both directions, the arms dropping below the soffit of the door frame when the door swings to the side opposite to that on which the door check is attached, and passing over the top of the door when the latter is moved in the contrary direction.

The horizontal transverse cylinder at the bottom contains the liquid chamber, the piston, and the regulating valves by which the action of the door may be controlled independently in each direction, according to the varying conditions of wind pressure. The non-freezing liquid is hermetically sealed within the liquid chamber, and a third regulating valve controls the resistance of the door to motion in either direction from its closed position.

The device is simple, compact, pleasing in design, and as absolutely reliable in service as the Blount Door Check.

No. **53** Yale Double-acting Door Check is regularly furnished in gold bronze. At the same price (when so ordered) it will be supplied in silver bronze or in imitation of Bower-Barff finish.

YALE

Door Checks

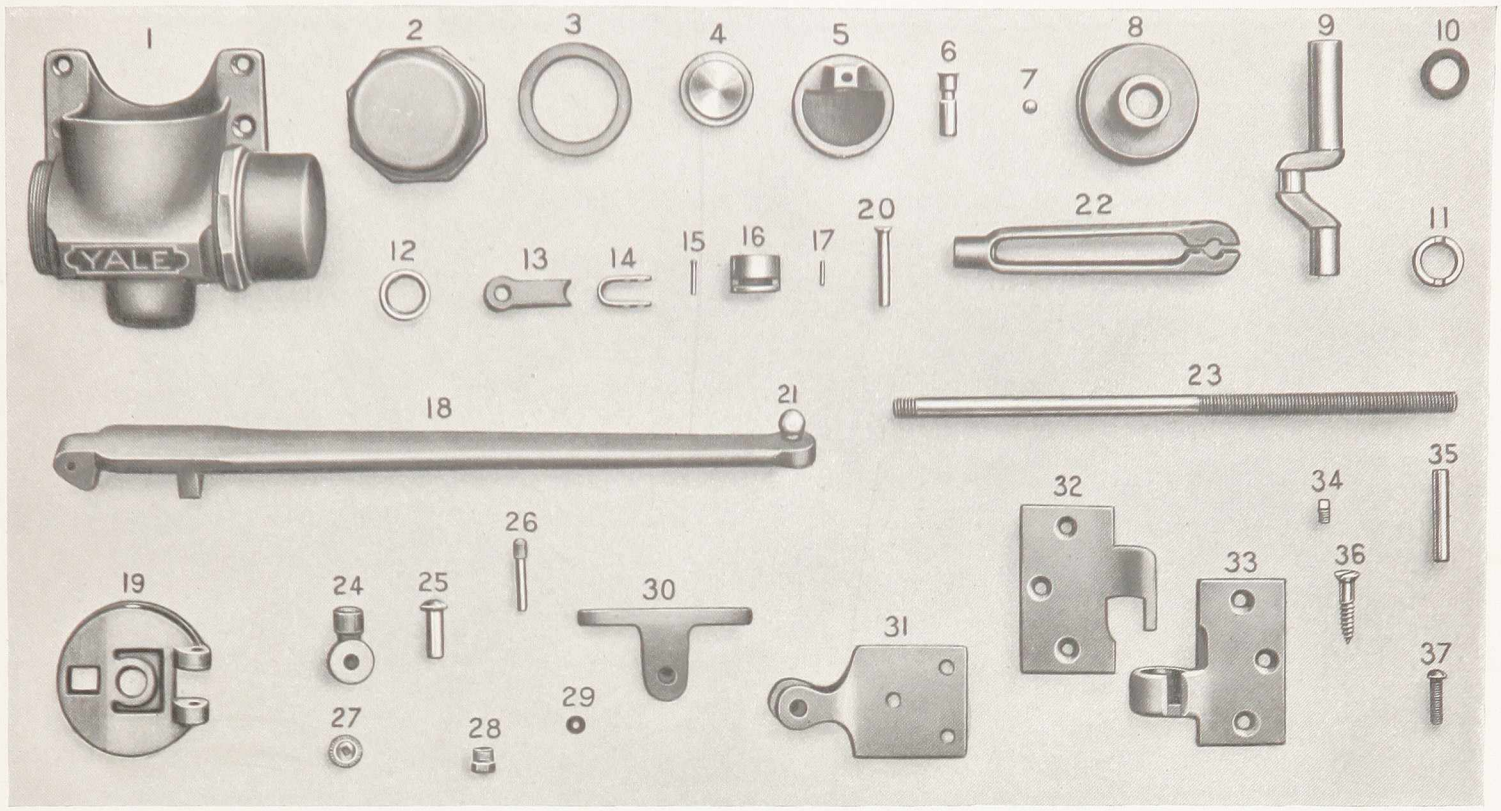

Parts of Double-acting Door Check

The names and numbers of the various parts of the Yale Double-acting Door Check are as follows. Parts bracketed are usually furnished together:

No.	Description
1	Shell
2	End cap
3	" " packing
4	" " plug
5	Piston
6	" pin
7	" valve ball
8	Combination packing nut
9	Crank
10	" packing
11	" " nut
12	" " " follower
13	Connecting rod
14	" " strap
15	" " " rivet
16	Double-acting valve
17	" " pin

No.	Description
18	Main arm
19	" " hinge
20	" " " pin
21	" " ball stud
22	Fork
23	" screw
24	" " head
25	" " " pin
26	Regulating valve screw
27	" " " head
28	" " nut
29	" " packing
30	Angle jamb bracket
31	Flat " "
32-33	Door guide and socket
34	End plug
35	Crank pin
36	Wood screw
37	Clamp screw for fork

Door Checks



The Yale Checking Floor Hinge

For detailed description see following pages



The Yale Checking Floor Hinge

THE Yale checking floor hinge is the latest addition to the already large line of door-controlling devices made by this Company. It performs all the functions of the regular Blount door check, being a combined spring and check, and is placed in the floor under the door as shown on opposite page. It also takes the place of the butts ordinarily used to hang the door, as the bottom of the door is supported by the shaft of the check, and the top of the door is hung on the "pintle" provided with the check (see opposite page and also page 284E), thus forming pivots on which the door swings in either direction.

From this it follows that a checking floor hinge is usually installed when the door is being originally placed in position. Some additional labor is required over that involved in applying a regular Blount check, but this is more than offset by the fact that the whole device is concealed, there being no arms or other projections from the door, which are sometimes unsightly and objectionable, especially on finely finished doors.

The device may be used on single-acting doors, when so desired, by using an ordinary stop moulding to prevent the movement of the door in the opposite direction.

When the floor hinge is used in cement or concrete floors, a "cement box" is provided which is set in the cement when the floor is laid. The checking hinge is afterward fastened to the "cement box" in the usual manner. (See Part 28, page 284F.)

Door Checks



It is frequently desirable to hold the door open. The device is therefore provided with a holder whereby the door may be held open to a right angle, by steadying the door at that point.

We are at present prepared to furnish one size of the checking floor hinge, suitable for use on butler's pantry doors, and other doors of similar size and weight. Other sizes of floor hinges will be added to the line from time to time.

No. **61** Yale Checking Floor Hinge is regularly furnished with a brass plate over the cast iron cover.

Construction

The checking floor hinge consists of a cast iron case (Fig. 1), containing the mechanism. The outside dimensions are 9 inches x 4⅛ inches, the depth being 2¾ inches. A cast iron cover (Fig. 2) is fastened to the case by machine screws, and hermetically sealed, thus preventing the escape of liquid. The checking mechanism consists of a cylinder (Fig. 4), in which operates a piston actuated by a crank and connecting rod. See Figs. 9 and 18.

The regulation of the escape of liquid is by means of a regulating valve shown by Fig. 21. The springs (Fig. 14) are carried by a yoke, Fig. 15 which is slidingly mounted on a frame the whole device being pivoted at A and A. The purpose of this is to provide means whereby the door may be adjusted after the check is in place, so that the face of the door will be parallel to the face of the jamb.

Door Checks

This is accomplished by loosening the adjusting screws (Fig. 5), adjusting the door to the proper position, and then tightening the screws, thus clamping the frame rigidly to the case.

A lever arm of malleable iron (Fig. 27) transfers the motion of the door to the crank shaft (Fig. 9), which is of cast steel. As the door is opened, the rotation of the crank shaft forces the yoke (Fig. 15) forward, thus compressing the springs and at the same time withdrawing the piston, allowing the liquid to enter the cylinder. As the door closes under the spring pressure, the liquid escapes at the rate determined by the adjusting of the regulating valve (Fig. 21), thus checking the door and causing it to close quietly.

The Pintle illustrated below is composed of two parts, the lower part of which is mortised into the top of the door, the upper part being mortised into the soffit. The lower part is provided with means for adjusting the door to compensate for sagging. This is accomplished by opening the door to a right angle and adjusting the screw shown by Fig. 39. The upper part of the pintle is provided with a pivot (Fig. 29), which is drawn back so that it is flush with the face of the plate when the door is being placed in position. This is accomplished by operating the screw (Fig. 33). After the door is placed in position, it is opened to a right angle, and the pivot is drawn down into the socket in the lower part of the pintle by the operation of the adjusting screw.

The cement box is used in floors made of cement or concrete, and is shown by Fig. 28, page 284F.

All of the parts of this checking floor hinge are made of the best materials, and we present it with the full assurance that it is the best on the market for the purpose intended.



Pintle of Yale Checking Floor Hinge

Door Checks



Parts of Yale Checking Floor Hinge

The names and numbers of the various parts of the Yale Checking Floor Hinge are as follows:

No.	Description
1	Case
2	Front cover
3	Rear "
4	Cylinder
5	" adjusting screw
6-7-8	Piston, pin and valve ball
9-10-11	Crank shaft, roll and pin
12-13	Crank shaft, packing and nut
14	Spring
15-16-17	Yoke, stud and pin
18-19	Connecting rod and stud
20-21-22	Regulating screw, valve and packing
23	Regulating valve retaining screw
24	End plug
25	Front finish plate
26	Rear " "
27	Lever arm
28	Case for concrete
29	Pintle

No.	Description
30	Plate
31	Connecting bar
32	Pintle rivet
33	Adjusting screw
34	Bracket
35	" rivets
36	Frame
37	Bearing
38	Bushing
39	Adjusting nut
40	Cap
41	" rivets
42	Machine screw for front and rear finish plates
43	Machine screw for ront and rear covers
44	" " " concrete case
45	Wood screw for case and lever arm
46	" " " upper pintle and bearing

YALE

Hardware

YALE & TOWNE

Hardware

WHILE the primary purpose of Builders' Hardware is *utility*, it can and should serve the secondary purpose of *decoration*, which, in some cases, becomes the more important of the two.

In the line of Builders' Hardware presented in the following pages, the effort is always sought to attain both of these ends, each by careful and intelligent designing, carried into execution by the best and latest methods known to the industrial arts, and in a plant of the largest size, unrivaled in equipment and facilities. The high repute so long enjoyed by the product is the best evidence of perfection in the methods of its production.

In compiling this edition of our catalogue, our aim throughout has been to include every article or device which experience has proved to be necessary or desirable, in every grade adapted to give satisfactory service, and to eliminate obsolete articles, and those in which quality and serviceability have been sacrificed to the mere effort after cheapness. Every article retained is thus suitable for its intended purpose. Some, however, are of better grades than others, and preference should always be given to those of the higher grades, especially where, as is usually the case, the difference in cost is small relatively to the difference in permanent usefulness and value.

We invite critical inspection of the mechanical details of our work, especially their fitness for the service for which each is intended, and also of the external design wherever this, however simple, embodies the element of decoration or style.

YALE

Adjusters, Casement



Hinge side

Nos. 200 and 201 cast bronze

For windows hinged at top: or hinged at side, opening out, of either hand.

No.				
200	Bar, 10 x 5/8 x 1/8 inches.	Sill plate, 2 1/4 x 3/4 inches.	Bracket plate, 2 x 3/4 inches.	Height of pins, 7/8 inches.
201	" 10 x 3/4 x 1/8 "	" " 2 3/4 x 3/4 "	" " 2 x 3/4 "	" " " 7/8 "

1/2 dozen in a paper box with screws.



No. 205 cast bronze

For pivoted windows opening in. Can also be used on windows hinged at top.

No.				
205	Bar, 7 5/8 x 5/8 x 1/8 inches.	Sill plate, 2 x 7/8 inches.	Staple plate, 1 3/4 x 1 inches.	Height of standard, 1 1/2 inches.

The first notch allows window to open 45° and the second notch 90°.

1/2 dozen in a paper box with screws.



Hinge side

No. 213 cast bronze

For windows opening out, of either hand.

No.				
213	Rod, 9, 12, 15, 18, 21 and 24 x 5/16 ins.	Sill plate, 1 5/8 x 1 5/8 ins.	Pivot plate, 1 3/4 x 7/8 ins.	Height of standard, 2 3/8 ins.

1/2 dozen in a paper box with screws.

It is advisable that adjusters be applied as shown in illustrations. The length of rod (or bar) should be about two-thirds the width of window.

Cuts third size

When ordering give list number, length of rod and finish. For finishes see page 91.

Adjusters, Casement

Cuts third size



Hinge side

Nos. 211 cast bronze and 2211 cast iron

For windows opening out, of either hand.

No.

211 Rod, 10, 12, 14, 15, 16 and 24 x 3/8 ins. Sill plate, 2 1/4 x 7/8 ins. Pivot plate, 2 1/4 x 7/8 ins. Height of standard, 2 1/4 ins.

2211 Identical with No. 211 but cast iron, with steel rod.

1/2 dozen in a paper box with screws.



Hinge side

No. 212 cast bronze

For windows opening out, of either hand.

No.

212 Rod, 9, 12, 15, 18, 21 and 24 x 9/16 ins. Sill plate, 2 1/4 x 1 1/2 ins. Pivot plate, 2 1/2 x 1 1/4 ins. Height of standard, 2 1/2 ins.

1/2 dozen in a paper box with screws.



Hinge side

No. 214 cast bronze with steel rod

For windows opening out, of either hand.

No.

214 Rod, 9, 12, 15, 18, 21 and 24 x 5/8 ins. Sill plate, 2 3/4 x 1 5/8 ins. Pivot plate, 2 1/2 x 1 1/2 ins. Height of standard, 4 1/2 ins.

1/2 dozen in a paper box with screws.

It is advisable that adjusters be applied as shown in illustrations. The length of rod (or bar) should be about two-thirds the width of window.

YALE

When ordering give list number, length of rod and finish. For finishes see page 91.

Cuts third size

Adjusters, Casement



Hinge Side

No. 218 cast bronze

No.

218 Rod, 9, 12, 15, 18, 21 and 24 x 5/8 ins. **For windows** opening out, of either hand. Sill plate, 2¾ x 1⅜ ins. Pivot plate, 2 x 5/16 ins. Height of standard, 3 inches. Length of lever, 3 inches.

½ dozen in a paper box with screws.



Hinge side

No. 215 cast bronze

No.

215 Rod, 9, 12, 15, 18, 21 and 24 x 7/16 x 3/8 ins. **For windows** opening out, of either hand. Still plate, 2⅛ x 1 ins. Pivot plate, 2 x ¾ ins. Height of standard, 2¼ ins.

½ dozen in a paper box with screws.



Hinge side

No. 216 cast bronze

No.

216 Rod, 9, 12, 15, 18, 21 and 24 x 7/16 x 3/8 ins. **For windows** opening out, of either hand. Sill plate, 3¼ x 1 x 2 x 1⅜ ins. Pivot plate, 2 x ¾ ins. Height of standard, 2¼ ins.

½ dozen in a paper box with screws.

It is advisable that adjusters be applied as shown in illustrations. The length of rod (or bar) should be about two-thirds the width of window.

 When ordering give list number, length of rod and finish. For finishes see page 91.

Adjusters, Casement

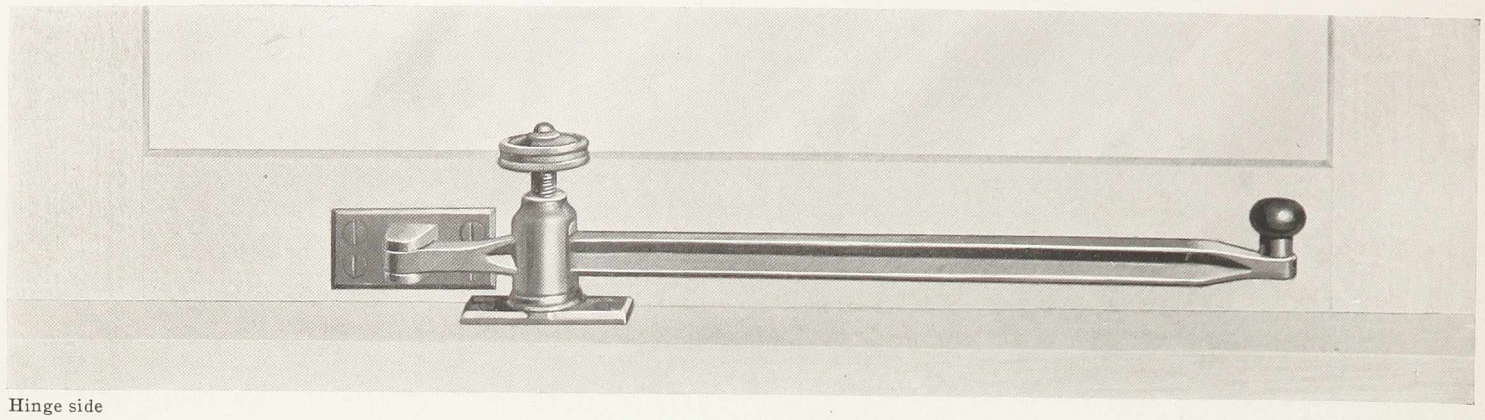

Hinge side

No. 217 cast bronze

For windows opening out, of either hand.

No.
217 Rod, 9, 12, 15, 18, 21 and 24 x 9/16 ins. Sill plate, 2¼ x 1¼ ins. Pivot plate, 2¼ x 1⅛ ins. Height of standard, 2¾ ins.
½ dozen in a paper box with screws.

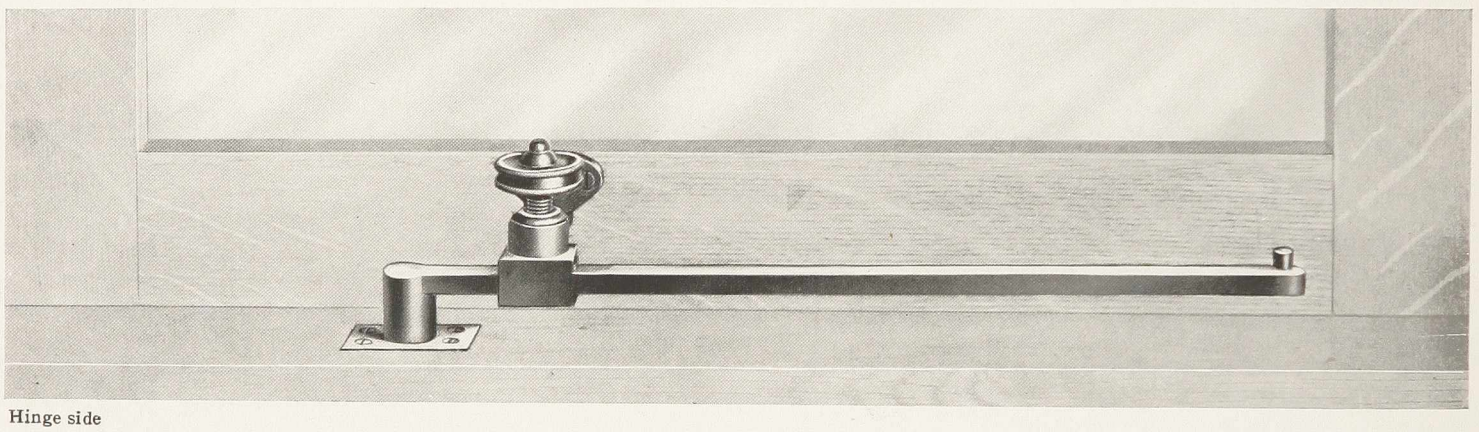

Hinge side

No. 230 cast bronze

For windows opening out, of either hand.

No.
230 Rod, 12, 15, 18 and 23 x ½ x ¼ ins. Sill plate, 1½ x 1¼ ins. Pivot plate, 1¾ x 1/16 ins. Height of standard, 1¾ ins.
Projections from sash, 2 ins.
½ dozen in a paper box with screws.



Hinge side

No. 231 cast bronze

For windows opening in, of either hand.

No.
231 Rod, 12, 15, 18 and 23 x ⅞ x ½ ins. Standard plate, 2½ x 2 ins. Pivot plate, 3 x ¾ ins. Projection of pivot plate, 2 ins.
Height of projection of standard from sash, 2½ ins.
½ dozen in a paper box with screws.

It is advisable that adjusters be applied as shown in illustrations. The length of rod (or bar) should be about two-thirds the width of window.

YALE

When ordering give list number, length of rod and finish. For finishes see page 91.

Cuts third size

Adjusters, Casement



Hinge side

No. 210 cast bronze
For windows opening out, of either hand.

No.

210 Rod, 10 and 12 x 3/8 inches. Sill plate, 2 1/8 x 1 1/8 inches. Bracket plate, 1 7/8 x 7/8 inches. Height of standard, 2 inches.
1/2 dozen in a paper box with screws.



Hinge side

No. 234 cast bronze
For windows opening in, of either hand.

No.

234 Rod, 12, 15, 18 and 23 x 1/2 x 1/4 ins. Standard plate, 1 1/2 x 1 1/4 ins. Pivot plate, 3 5/8 x 2 3/8 ins. Height of standard, 1 3/4 ins. Projection from sash, 2 ins. (Pivot plate should be applied flush with sill, to allow windows to pass.)
1/2 dozen in a paper box with screws.



Hinge side

No. 232 cast bronze
For windows opening in, of either hand.

No.

232 Rod, 9, 12, 15, 18, 21 and 24 x 7/8 x 1/2 ins. Standard plate, 1 1/2 x 1 1/4 ins. Pivot plate, 3 x 3/4 ins. Projection of pivot plate, 2 ins. Height of standard, 2 ins. Projection from sash, 2 ins.
1/2 dozen in a paper box with screws.

It is advisable that adjusters be applied as shown in illustrations. The length of rod (or bar) should be about two-thirds the width of window.

Cuts third size

When ordering give list number, length of rod and finish. For finishes see page 91.

Adjusters, Casement

Cuts third size



Hinge side

No. 233 cast bronze

For windows opening in, of either hand.

No.

233 Rod, 9, 12, 15, 18 and 23 x ⅞ x ½ ins. Pivot plate, 3 x ¾ ins. Projection of pivot plate, 1⅜ ins. Standard plate, 2½ x 1¾ ins. Height of standard, 2½ ins. Projection from sash, 2 ins.

½ dozen in a paper box with screws.



Hinge side

No. 240 cast bronze

For windows opening out, of either hand.

No.

240	Rod, 6 x ⅜ x ¼ ins.	Sill plate, 7 x 1 ins.	Pivot plate, 1¼ x ½ ins.	Height of screw, 1¾ ins.
	" 7½ x ⅜ x ¼ "	" " 8¼ x 1¼ "	" " 1¼ x ½ "	" " " 1¾ "
	" 12 x ⅜ x ¼ "	" " 12 x 1¼ "	" " 1¼ x ½ "	" " " 1¾ "
	" 15 x ⅜ x ¼ "	" " 15 x 1½ "	" " 1¼ x ½ "	" " " 1¾ "
	" 18 x ⅜ x ¼ "	" " 18 x 1½ "	" " 1¼ x ½ "	" " " 1¾ "

½ dozen in a paper box with screws.



Hinge side

No. 241 cast bronze

For windows opening out, of either hand.

No.

241 Rod, 10 x ⅜ ins. Sill plate, 12¼ x 1 ins. Pivot plate, 2 x ¾ ins. Height of screw, 1⅝ ins.

½ dozen in a paper box with screws.

It is advisable that adjusters be applied as shown in illustrations. The length of rod (or bar) should be about two-thirds the width of window.

YALE

When ordering give list number, length of rod and finish. For finishes see page 91.

Cuts third size

Adjusters, Casement



Hinge side

No. 242 cast bronze

For windows opening out, of either hand.

No.

242 Rod, 12 x 7/16 inches. Slide plate, 12¼ x 1¼ inches. Pivot plate, 2 x ¾ inches. Height of screw, 1¾ inches.

½ dozen in a paper box with screws.



Hinge side

No. 243 cast bronze

For windows opening out, of either hand. The combination of the swivel action of the arm with the long slide of the base, permits the window to which it is attached to be opened 180°. The swivel and sliding motion are both controlled by a single set nut.

No.

243 Rod, 12 x ⅜ inches. Slide plate, 12 x 1¼ inches. Pivot plate, 2 x ¾ inches. Height of standard, 2¾ inches.

½ dozen in a paper box with screws.



Hinge side

No. 244 cast bronze

For windows opening out, of either hand. A series of notches in the sides of the slot in the slide plate, into which two projecting teeth engage, absolutely prevent the nut from slipping. The teeth are released from the notches by pressing down on the button which forms the top of the clamping nut and by pulling up on the ring.

No.

244 Rod, 11 x ⅜ inches. Slide plate, 15½ x 1¼ inches. Pivot plate, 2 x ¾ inches. Height of standard 1¾ inches.

½ dozen in a paper box with screws.

It is advisable that adjusters be applied as shown in illustrations. The length of rod (or bar) should be about two-thirds the width of window.

Cuts third size

When ordering give list number, length of rod and finish. For finishes see page 91.

Adjusters, Casement

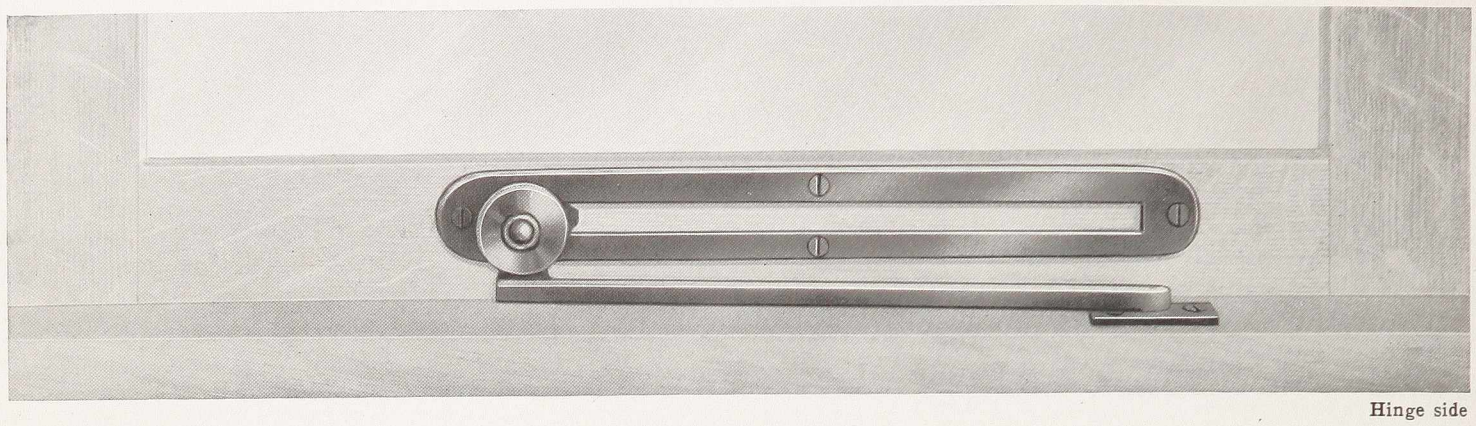

Hinge side

No. 253 cast bronze

For windows opening in, of either hand.

No.

253 Rods, 8, 10, 12, 15 and 18 x 5/8 x 1/4 inches. Slide plate, 12 x 1 1/8 inches. Pivot plate, 1 3/4 x 3/4 inches. Projection from sash, 1 3/4 inches.

1/2 dozen in a paper box with screws.



Hinge side

No. 251 cast bronze

For windows opening in, specify hand when ordering.

No.

251 Rods, 8, 10, 12, 15 and 18 x 5/8 x 5/16 inches. Slide plate, 12 x 1 1/8 inches. Pivot plate, 1 3/4 x 1 1/4 inches. Projection from sash, 1 3/4 inches.

1/2 dozen in a paper box with screws.



Hinge side

No. 254 cast bronze

For windows opening in, of either hand.

No.

254 Rod, 6 1/2 x 1/2 x 3/16 inches. Slide plate, 9 x 13/16 inches. Pivot plate, 1 1/2 x 1 3/16 inches. Projection of pivot plate, 7/8 inch. Projection from sash, 1 3/4 inches.

1/2 dozen in a paper box with screws.

It is advisable that adjusters be applied as shown in illustrations. The length of rod (or bar) should be about two-thirds the width of window.

YALE

When ordering give list number, length of rod and finish. For finishes see page 91.

Cuts third size

Adjusters, Casement



Hinge side

No. 250 cast bronze

For windows opening in, specify hand when ordering. Furnished with a locking slide and removable key.

No.

250 Rod, 11 x 7/16 inches. Slide plate, 15¾ x 1¼ inches. Pivot plate, 2½ x ⅞ inches. Projection from sash, 1⅞ inches.

½ dozen in a paper box with screws.



Hinge side

No. 255 cast bronze

No. **For windows** opening in, of either hand. Pivot plate attached to inside of frame.

255 Rod, 9¼ x ⅝ x ¼ inches. Pivot plate, 2⅛ x 1⅛ inches. Standard plate, 2⅛ x ¾ inches. Height of standard, 2¾ inches. Projection from sash, 1¼ inches.

½ dozen in a paper box with screws.

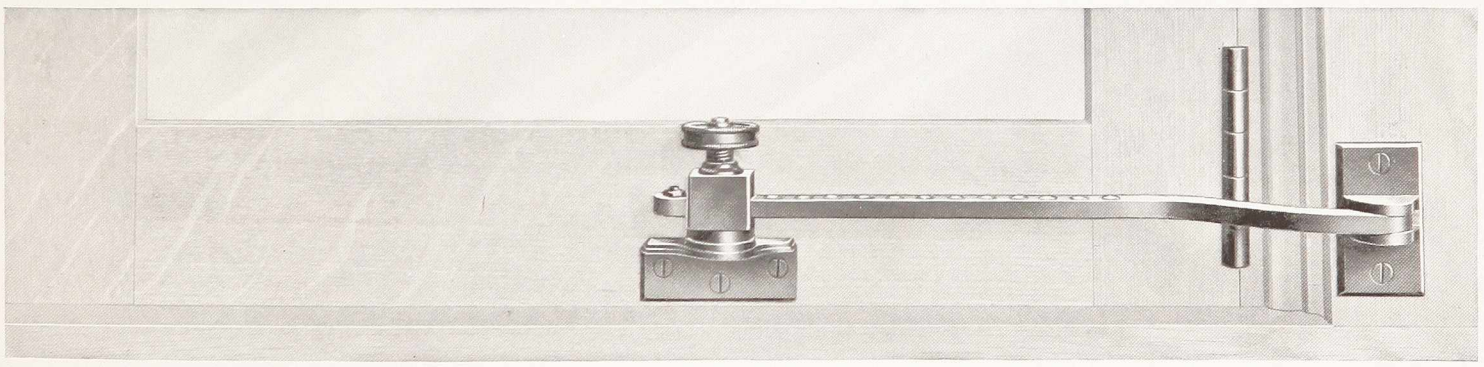

Hinge side

No. 256 cast bronze

No. **For windows** opening in, of either hand. Pivot plate attached to outside of frame.

256 Rod, 9¼ x ⅝ x ¼ inches. Pivot plate, 2⅛ x 1⅛ inches. Standard plate, 2⅛ x ¾ inches. Height of standard, 2¾ inches. Projection from sash, 1¼ inches.

½ dozen in a paper box with screws.

It is advisable that adjusters be applied as shown in illustrations. The length of rod (or bar) should be about two-thirds the width of window.

Bolts, Barrel etc.

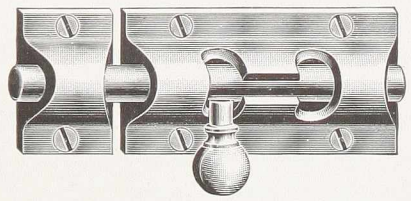

Nos. 100 and 2100, 2½ inches

Barrel bolts

Cast bronze

No.	Size	Plate	Strike	Bolt
100	2½ ins.	1¼ x 2½ ins.	1¼ x ⅞ ins.	3⅝ ins.
	3 "	1¼ x 3⅛ "	1¼ x ¾ "	4¼ "
	4 "	1½ x 4 "	1½ x 1 "	5⅜ "

Cast iron

2100	2½ ins.	1¼ x 2½ ins.	1¼ x ⅞ ins.	3⅝ ins.
	3 "	1¼ x 3⅛ "	1¼ x ¾ "	4¼ "
	4 "	1½ x 4 "	1½ x 1 "	5⅜ "
EF100	3 "	1⅜ x 2¾ "	1⅜ x 1 "	3⅝ "
	4 "	1⅜ x 3¼ "	" "	4¼ "
	5 "	1½ x 3⅞ "	1½ x 1 "	5⅜ "

Any of the above can be furnished with mortise strikes, 1¾ x ¾ inches, to special order.

1 dozen in a paper box with screws.

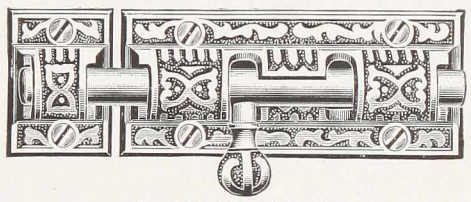

No. EF100, 4 inches

Necked bolts

Cast bronze

105	3 ins.	1 x 3 ins.	1⅛ x 1⅛ ins.	3 ins.
	4 "	1 x 4 "	" "	3½ "
	5 "	1 x 5 "	" "	5 "
	6 "	1 x 6 "	" "	6 "

½ dozen in a paper box with screws.



No. 105, 4 inches

Square bolts

Cast bronze

108	4 ins.	1 x 4 ins.	1⅛ x 1⅛ ins.	4 ins.

½ dozen in a paper box with screws.

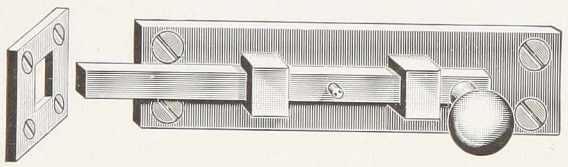

No. 108, 4 inches

Cased bolts

Cast bronze

106	2½ ins.	1⅜ x 2½ ins.	1⅜ x 1 ins.	2¼ ins.
	3 "	1½ x 3 "	" "	2¾ "
	5 "	1½ x 5 "	1½ x 1⅛ "	4½ "

1 dozen 2½ inch size, in a paper box with screws; other sizes, ½ dozen.

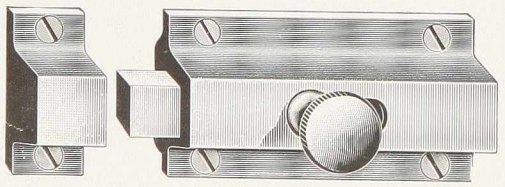

No. 106, 3 inches

Cupboard bolts

Cast bronze and iron

No.	Material	Plate	Strike	Backset
44	Cast bronze	1⅝ x 1¾ ins.	1½ x ½ ins.	1 ins.
EF44	Cast iron	1½ x 1¾ "	" "	1 "

½ dozen in a paper box with screws.

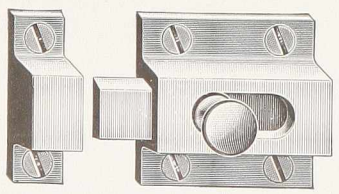

No. 44



No. EF44

YALE

When ordering give list number, size and finish. For finishes see page 91.

Cuts half size



Nos. 1988 and 2988

Rim spring sash bolts

Cast bronze and iron

No.	Material	Case	2 strike
1988	Cast bronze	$1\frac{1}{4}$ x $1\frac{1}{8}$ x $\frac{9}{16}$ ins.	$1\frac{7}{16}$ x $\frac{9}{16}$ ins.
2988	Cast iron	"	"

1 dozen in a paper box with screws.



No. 266

Rim spring sash bolt and lock

Cast bronze

No.	Description
266	Case, $2\frac{3}{16}$ x $1\frac{1}{8}$ x $\frac{7}{16}$ inches. Two strikes, $1\frac{5}{8}$ x $\frac{11}{16}$ inches. 2 nickel plated flat steel keys from No. 50 blank. Four lever-tumblers. 12 changes. Specify hand when ordering. Operation: Bolt can be released by handle except when deadlocked by key, making window secure against attack from outside.

½ dozen in a paper box with screws.



No. 265

Mortise dead sash locks

Cast bronze

No.	Description
265	Case, $1\frac{3}{16}$ x $1\frac{15}{16}$ x $\frac{5}{16}$ inches. Front, $2\frac{1}{4}$ x $\frac{9}{16}$ inches, for either side of window. Strike, $1\frac{1}{4}$ x $\frac{9}{16}$ inches. Backset, $1\frac{1}{8}$ inches. Key plate, $1\frac{7}{8}$ x $\frac{5}{8}$ inches. 2 nickel plated flat steel keys from No. 50 blank. Two lever-tumblers. 12 changes. Operation: By key from inside, making window secure against attack from outside.
267	Case, $1\frac{3}{4}$ x $1\frac{5}{16}$ x $\frac{7}{16}$ inches. Front, 3 x $\frac{5}{8}$ inches, for either side of window. Strike, $1\frac{7}{16}$ x $\frac{9}{16}$ inches. Backset, $\frac{3}{4}$ inch. 2 nickel plated flat steel keys from No. 52 blank. Three lever-tumblers. 12 changes. Operation: By key from inside, making window secure against attack from outside.

½ dozen in a paper box with screws.



No. 267

Bolts, Chain and Foot

Cuts half size

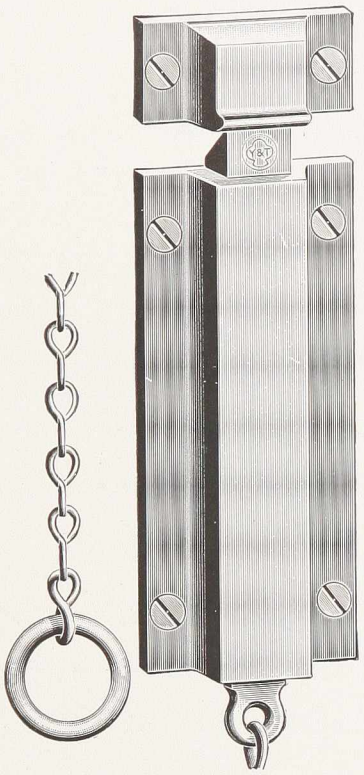

Nos. 110 and 2110
8 inches



No. EF110
8 inches



Nos. 115 and 2115
8 inches

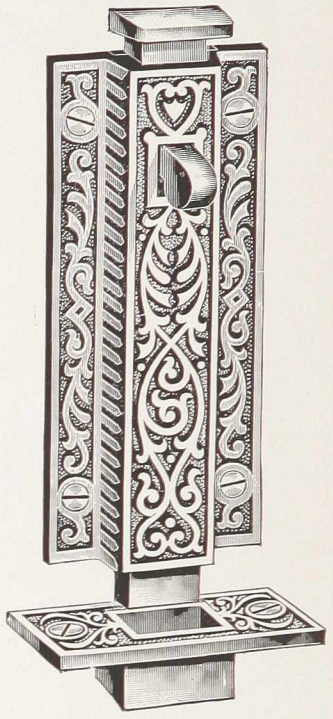

No. EF115
8 inches

Chain bolts

Cast bronze and iron

No.

110 Cast bronze—With 21 inches of chain.

Size	Plate	Bolt	Size	Plate	Bolt	Size	Plate	Bolt
2 ins.	2 x 1½ ins.	2¾ ins.	4 ins.	4 x 1⅞ ins.	5⅛ ins.	6 ins.	6 x 2⅛ ins.	7 ins.
3 "	3 x 1¾ "	3⅞ "	5 "	5 x 2⅛ "	6⅛ "	8 "	7 x 2⅛ "	8 "

2110 Cast iron—With 21 inches of chain.

Size	Plate	Bolt	Size	Plate	Bolt	Size	Plate	Bolt
2 ins.	2 x 1½ ins.	2¾ ins.	4 ins.	4 x 1⅞ ins.	5⅛ ins.	6 ins.	6 x 2⅛ ins.	7 ins.
3 "	3 x 1¾ "	3⅞ "	5 "	5 x 2⅛ "	6⅛ "	8 "	7 x 2⅛ "	8 "

EF110 Cast iron—With 21 inches of chain.

Size	Plate	Bolt	Size	Plate	Bolt
6 ins.	5 x 2⅛ ins.	6 ins.	8 ins.	7 x 2⅛ ins.	8 ins.

½ dozen in a paper box with screws.

Foot bolts

Cast bronze and iron

No.

115 Cast bronze.

Size	Plate	Bolt	Size	Plate	Bolt	Size	Plate	Bolt
4 ins.	4 x 2⅛ ins.	4⅝ ins.	6 ins.	5 x 2⅛ ins.	6 ins.	8 ins.	7 x 2⅛ ins.	8 ins.

2115 Cast iron.

Size	Plate	Bolt	Size	Plate	Bolt	Size	Plate	Bolt
4 ins.	4 x 2⅛ ins.	4⅝ ins.	6 ins.	5 x 2⅛ ins.	6 ins.	8 ins.	7 x 2⅛ ins.	8 ins.

EF115 Cast iron.

Size	Plate	Bolt	Size	Plate	Bolt	Size	Plate	Bolt
4 ins.	4 x 1¾ ins.	4⅝ ins.	6 ins.	5 x 2⅛ ins.	6 ins.	8 ins.	7 x 2⅛ ins.	8 ins.

½ dozen in a paper box with screws.

YALE

When ordering give list number, size and finish. For finishes see page 91.

Cuts half size

Bolts, Flush



No. 70
6 inches



No. 71
6 inches



Nos. 73 and 2073
6 inches



Nos. 75 and 2075
6 inches



No. EF75
6 inches

Flush bolts

Cast bronze and iron

No.

70 Cast bronze. Width of plate, 5/8 inch. Lengths of plate, 3, 4, 5, 6, 7, 8, 9, 10, 12 and 18 inches. Lip, 7/8 inch. Backset, or distance from edge of door to centre of rod, 3/8 inch.

71 Cast bronze. Width of plate, 3/4 inch. Lengths of plate, 4, 5, 6, 7, 8, 12, 18, 24, 30 and 36 inches. Lip, 7/8 inch. Backset, or distance from edge of door to centre of rod, 3/8 inch.

73 Cast bronze. Width of plate, 1 inch. Lengths of plate, 6, 8, 10, 12, 15, 18 and 24 inches. Lip, 1 3/8 inches. Backset, or distance from edge of door to centre of rod, 3/4 inch.

2073 Cast iron. Width of plate, 1 inch. Lengths of plate, 6, 8, 10, 12, 15, 18 and 24 inches. Lip, 1 3/8 inches. Backset, or distance from edge of door to centre of rod, 3/4 inch.

75 Cast bronze. Width of plate, 1 inch. Lengths of plate, 6, 8, 10, 12, 15, 18 and 24 inches. Lip, 1 3/8 inches. Backset, or distance from edge of door to centre of rod, 5/8 inch.

2075 Cast iron. Width of plate, 1 inch. Lengths of plate, 6, 8, 10, 12, 15, 18 and 24 inches. Lip, 1 3/8 inches. Backset, or distance from edge of door to centre of rod, 5/8 inch.

EF75 Cast iron. Width of plate, 1 1/8 inches. Lengths of plate, 6, 8, 10 and 12 inches. Lip, 1 3/8 inches. Backset, or distance from edge of door to centre of rod, 3/4 inch.

1/2 dozen, 6 inches and smaller, in a paper box with strikes and screws; larger sizes, 1/3 dozen.

Strikes for stone, etc., furnished to special order and at an additional price. Send full size detailed sketch of any special conditions.

Cuts half size

When ordering give list number, length of plate and finish. For finishes see page 91.

Bolts, Flush

Cuts half size



No. EF73
8 inches



No. 80
8 inches

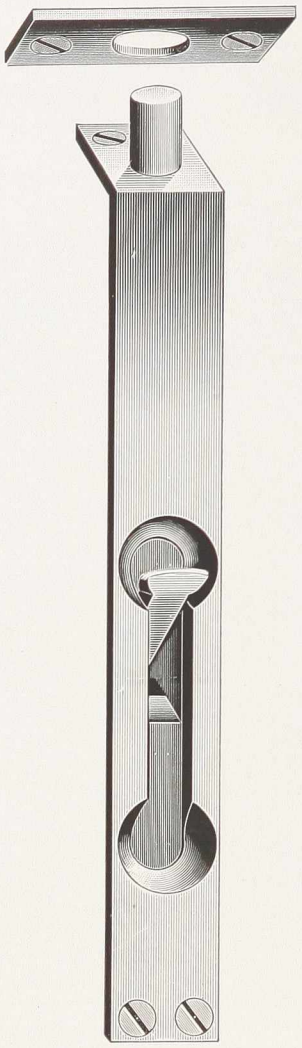

No. 81
8 inches



No. 83
8 inches

Flush bolts

Cast bronze and iron

Steel rods with bronze heads

No.

EF73 Cast iron. Width of plate, 1⅛ inches. Lengths of plate, 6, 8, 10 and 12 inches. Lip, 1⅜ inches. Backset, or distance from edge of door to centre of rod, ¾ inch.

80 Cast bronze. Width of plate, ⅝ inch. Lengths of plate, 4, 5, 6, 8, 9, 12, 15, 18, 24, 30, 36, 42 and 48 inches. Lip, 1⅜ inches. Backset, or distance from edge of door to centre of rod, $\frac{7}{16}$ inch. Can be furnished with dust-proof strike, to special order and at an additional price.

81 Cast bronze. Width of plate, 1 inch. Lengths of plate, 6, 8, 9, 12, 18, 24, 30, 36 and 48 inches. Lip, 1½ inches. Backset, or distance from edge of door to centre of rod, ⅝ inch.

83 Cast bronze. Width of plate, 1¼ inches. Lengths of plate, 6, 8, 9, 12, 15, 18, 24, 30, 36 and 48 inches. Lip, 1½ inches. Backset, or distance from edge of door to centre of rod, ⅝ inch.

½ dozen, 6 inches and smaller, in a paper box with strikes and screws; larger sizes, ⅓ dozen.

Strikes for stone, etc., furnished to special order and at an additional price. Send full size detailed sketch of any special conditions.

YALE

When ordering give list number, length of plate and finish. For finishes see page 91.

Cuts half size

Bolts, Extension



Nos. 51 and 2051



No. EF51



Nos. 56 and 2056



Nos. 57 and 2057

Mortise extension bolts

Cast bronze and iron

Steel rods, $\frac{5}{16}$ inch, with bronze heads

No.				
51	Cast bronze plate, 5 x 1⅜ inches	Backset of rod, 1 inch	Size of knob, 1 inch
2051	Wrought steel " 5⅛ x 1⅜ "	" " " ⅞ "	" " " 1 "
EF51	Cast iron " 5⅜ x 1⅜ "	" " " 1 "	" " " 1 "
56	Cast bronze " 5½ x 1½ "	" " " ¾ "	" " " 2¼ x 1⅛ ins.
2056	Cast iron " 5½ x 1½ "	" " " ¾ "	" " " " "
57	Cast bronze " 5½ x 1½ "	" " " ¾ "	Size of Tee handle, 2⅞ ins.
2057	Cast iron " 5½ x 1½ "	" " " ¾ "	" " " " " "

½ dozen in a paper box with guides, strikes and screws. Rods and heads, ½ dozen in a separate package.

Strikes for stone, etc., furnished to special order and at an additional price. Send full size detailed sketch of any special conditions.

Rods furnished from 6 to 72 inches, measured from centre of knob or Tee handle to end of head.

Cuts half size

When ordering give list number, length of rod and finish. For finishes see page 91.

Bolts, Extension

Cuts half size



No. 52



No. 61



Nos. 63 and 2063

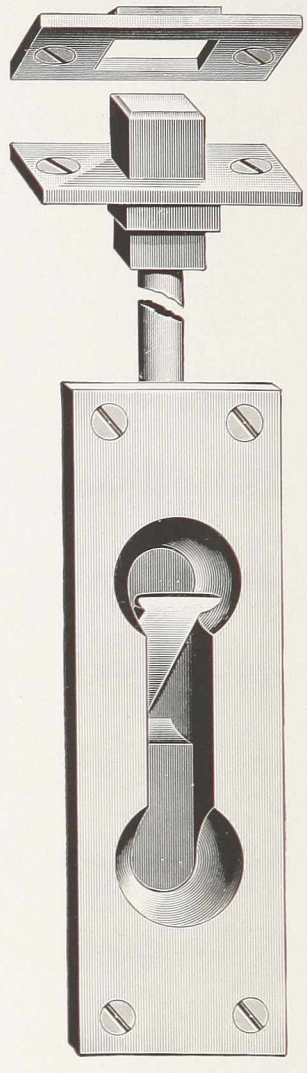

No. 65

Mortise extension bolts

Cast bronze and iron

Steel rods, $\frac{5}{16}$ inch, with bronze heads

No.	Material	Plate	Backset of rod	Knob
52	Cast bronze	$5\frac{5}{8}$ x 1 ins.	$\frac{3}{4}$ inch	1 inch
53	" "	$5\frac{5}{8}$ x $1\frac{1}{4}$ "	$\frac{3}{4}$ and $1\frac{1}{8}$ ins.	1 "
GT53	" "	6 x $1\frac{1}{4}$ "	"	1 "
55	" "	$5\frac{5}{8}$ x $1\frac{1}{2}$ "	"	1 "
GR55	" "	"	"	1 "

No.	Material	Plate	Backset of rod
61	Cast bronze	5 x $\frac{5}{8}$ ins.	$\frac{7}{16}$ inch
63	" "	$6\frac{3}{8}$ x $1\frac{1}{4}$ "	$\frac{5}{8}$ "
2063	Cast iron	" "	$\frac{5}{8}$ "
65	Cast bronze	$6\frac{3}{8}$ x 2 "	$\frac{7}{8}$ "

½ dozen in a paper box with guides, strikes and screws. Rods and heads, ½ dozen in a separate package.

Can be furnished with dust-proof strike, to special order and at an additional price (except No. 61).
No. GT53 has round edges and corners, for attaching to surface. No. GR55 has beveled edges and square corners, for attaching to surface.

Strikes for stone, etc., furnished to special order and at an additional price. Send full size detailed sketch of any special conditions.

Rods furnished from 6 to 72 inches, measured from centre of knob or lever to end of head. Nos. 52 to GR55 inclusive have ½ inch heads; No. 61 has ⅜ inch head; No. 63, ½ inch and No. 65, ¾ inch.

YALE

When ordering give list number, length of rod and finish. For finishes see page 91.

Cuts half size

Bolts, Extension



No. 68

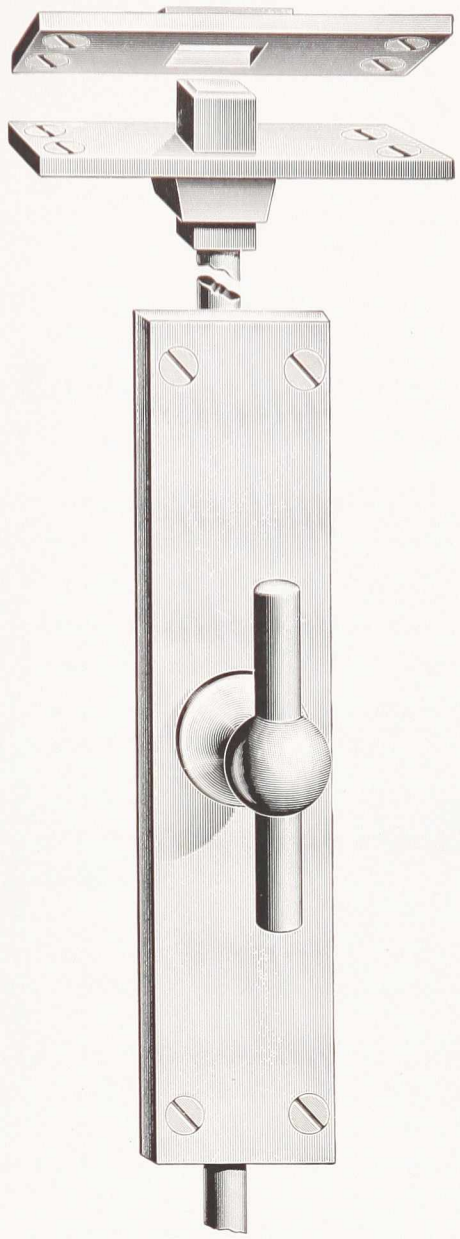

No. 130 front

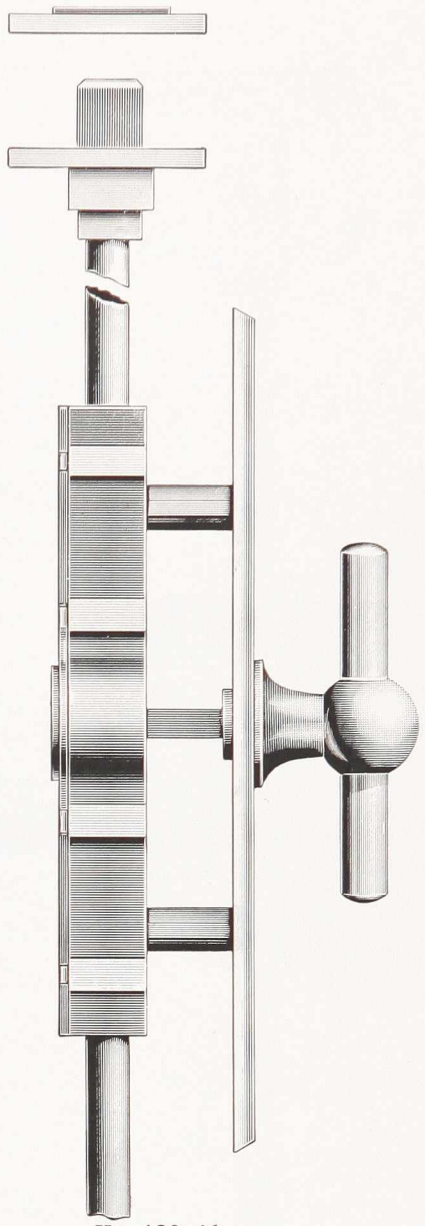

No. 130 side

Mortise extension bolts

Cast bronze

No.

58 Extra heavy, for attaching to surface. Size of plate, 7 x 2 inches. Size of Tee handle, 3⅜ inches. Rod, ⅜ inch steel with ¾ inch bronze head; backset, ¾ and 1⅛ inches.

59 Extra heavy, for attaching to surface. Size of plate, 7 x 2 inches. Detachable Tee handle, size 3¼ inches. Rod, ⅜ inch steel with ¾ inch bronze head; backset, ¾ and 1⅛ inches.

68 Extra heavy, for attaching to surface. Size of plate, 7 x 2½ inches. Size of Tee handle, 3⅜ inches. Rod, ⅜ inch steel with ¾ inch bronze head; backset, 1 and 1½ inches.

69 Extra heavy, for attaching to surface. Size of plate, 7 x 2½ inches. Detachable Tee handle, size 3¼ inches. Rod, ⅜ inch steel with ¾ inch bronze head; backset, 1 and 1½ inches.

Rods furnished from 6 to 72 inches, measured from centre of Tee handle to end of head.

130 Double bolt for attaching to surface. Size of plate, 8x1¾ inches. Size of box, 6x1x¾ inches. Size of Tee handle, 3½ inches. Rods, ⅜ inch steel with ⅝ inch bronze heads: backsets, regular 1¼ inches; special backsets, from ½ inch to 1¼ inches, to special order and at an additional price.

Each in a paper box with guides, strikes and screws. Rods, ½ dozen in a separate package.

Strikes for stone, etc., or dust-proof strikes, furnished to special order and at an additional price. Send full size detailed sketch of any special conditions.

When ordering give list number, height and thickness of door, distance from bottom of door to Tee handle and finish. For finishes see page 91.

Bolts, Extension



No. 132

Mortise
double extension bolts

Cast bronze

Bronze front, guides, strikes and trim.

Rods: 3/8 inch steel with 5/8 inch bronze heads.

Flat cast front for doors of either hand.

Beveled cast front: Specify hand when ordering. Regular bevel, 1/8 in 2 1/4 inches.

Rounded cast front: Send full size sketch showing radius.

Rabbeted cast front: 1/2 inch rabbet, specify hand when ordering.

Strikes: Cut shows mortise strikes for wood at top and bottom. Strikes for stone, etc., furnished to special order and at an additional price. Send full size detailed sketch of any special conditions.

Plain trim: One lever handle, 2 1/2 inches, and one plate, 2 1/2 x 3/4 inches.

Operation: A half turn of lever handle throws both bolts.

Flat front

No.			Backset
131	Case, 3 x 1 1/8 x 5/8 ins.	Front, 5 x 1 ins.	3/4 in.
132	" 2 7/8 x 1 3/4 x 3/4 "	" 4 3/4 x 1 "	7/8 "
134	" 3 x 2 x 7/8 "	" "	1 1/16 "
136	" 5 x 3 x 3/4 "	" 7 x 1 ins.	2 "
137	" 5 x 4 1/8 x 7/8 "	" "	2 7/8 "
138*	" 4 x 2 1/8 x 3/4 "	" 6 x 1 1/8 ins.	1 1/8 "

Rabbeted front

133 1/2	Case, 2 7/8 x 1 5/8 x 3/4 ins.	Front, 4 7/8 x 1 1/4 ins.	1 1/8 in.
138 1/2*	" 4 x 2 1/8 x 3/4 "	" 5 7/8 x 1 1/8 "	1 1/8 "

* Has deadlocking bolt operated coincidently with bolts by lever handle.

Each in a paper box complete with screws.

When ordering give list number; hand, height and thickness of door; distance from bottom of door to lever handle and finish. For finishes see page 91.

YALE

Bolts, Extension



No. 144

Mortise
double extension bolts

Cast bronze

Bronze front, guides, strikes and trim.

Rods: 3/8 inch steel with 3/4 inch bronze heads.

Backsets: Rod, 1½ inches; Tee handle, 2¾ inches, except No. 146, 2⅛ inches.

Flat cast front for doors of either hand.

Beveled cast front: Specify hand when ordering. Regular bevel, ⅛ in 2¼ inches.

Rounded cast front: Send full size sketch showing radius.

Rabbeted cast front: ½ inch rabbet, specify hand when ordering.

Strikes: Cut shows dust-proof strike at bottom which is only furnished to special order and at an additional price.
Strikes for stone, etc., furnished to special order and at an additional price.
Send full size detailed sketch of any special conditions.

Plain trim: One Tee handle 3¾ inches, and one plate, 5⅜ x 2½ inches.

Operation: A half turn of Tee handle throws both bolts. Can be used as strike for lock and also arranged so that dead bolt of lock will deadlock the bolts, to special order and at an additional price

No.		
	Flat front	
144	Case, 3¾ x 4 x ⅞ inches	Front, 6⅛ x 1¼ inches
145*	" 3¾ x 4 x ⅞ "	" "
146	" 6⅛ x 3¼ x ⅞ "	" 9 x 1 7/16 inches
	Rabbeted front	
144½	Case, 3¾ x 4 x ⅞ inches	Front, 6¼ x 1⅛ inches

* Has detachable Tee handle. When bolts are thrown Tee handle may be removed to prevent tampering with bolts.

Each in a paper box complete with screws.

When ordering give list number; hand, height and thickness of door; distance from bottom of door to Tee handle and finish. For finishes see page 91.

Cuts half size

Bolts, Extension



No. 140

YALE

Mortise double extension bolts

Master-keyed in one set of any number of changes usually required, all different, with a master-key to pass all locks; or in any number of sets required, each set having any number of changes, all changes different, with master-key to pass the locks in each set, and a grand master-key to pass all the locks. Can be master-keyed with any other Yale locks using the same type of cylinder. For further information concerning master-keyed locks see page 97.

Bronze cylinder, front, guides and strikes.

Rods: 3/8 inch steel with 3/4 inch bronze heads.

Flat cast front for doors of either hand.

Beveled cast front: Specify hand when ordering. Regular bevel, 1/8 in 2 1/4 inches.

Rounded cast front: Send full size sketch showing radius.

Rabbeted cast front: No. 140 1/2 only, specify hand when ordering. 1/2 inch rabbet.

Strikes: Cut shows dust-proof strike at bottom which is only furnished to special order, and at an additional price.
Strikes for stone, etc., furnished to special order and at an additional price.
Send full size detailed sketch of any special conditions.

Keys: 3 paracentric, nickel bronze, coined, gold plated bows, from No. 8 blank. Five pin-tumblers. Changes practically unlimited.

Regular trim: Trim must always be specified.

Japanned iron case 6 1/8 x 3 3/4 x 1 inches

Spacing 3 inches.

Backset of rod, as below. **Backset of handle:** 2 3/4 inches.

Operation: A half turn of handle throws both bolts, which may then be deadlocked by key. Can be used as strike for lock.

No.		
140	Flat front, 8 x 1 1/8 inches. . .	Backset of rod, 1 1/2 ins.
140 1/2	Rabbeted front, 8 1/2 x 1 1/4 inches. .	" " " " 1 1/2 "

Japanned iron case 6 1/2 x 4 x 3/4 inches

Spacing 3 inches.

Backset of rod: No. 142, 1 1/2 inches; No. 143, 3/4 inches.

Backset of handle: 2 3/4 inches.

Flat cast front: 8 3/4 x 1 1/8 inches.

No.	
142	Operation: A half turn of handle throws both bolts, which may then be deadlocked by key. The key also throws a bolt in front, giving the added security of a lock.
143	Operation: By handle, when released by key. Handles are deadlocked automatically after each operation in either locked or unlocked position. When bolts are thrown or withdrawn they cannot be operated unless released by key, which controls handles *only*. A third bolt is also thrown simultaneously and gives the added security of a lock.

Each in a paper box complete with screws.

YALE

When ordering give list number; hand, height and thickness of door; distance from bottom of door to handle and finish. For finishes see page 91.

Cuts half size

Bolts, Extension etc.



No. 172
Third size



No. 170
Half size

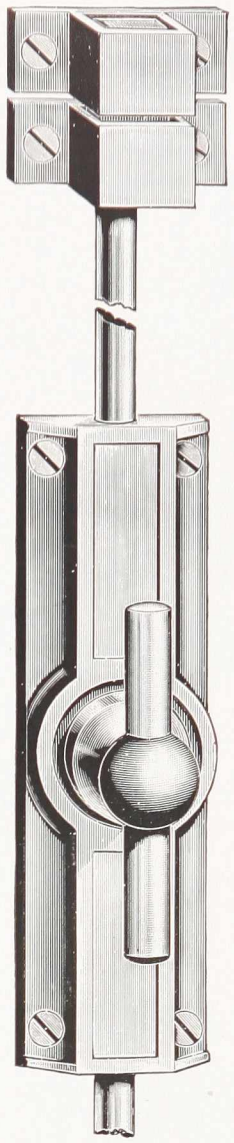

No. 175
Half size



No. 77
Half size

Rim double extension bolts

Cast bronze

Steel rods with bronze heads

No.	Case	Strike	Throw	No.	Case	Strike	Throw
170	4 x 1⅜ x ½ ins.	⅝ x 1⅞ ins.	½ in.	**172**	9½ x 3⅞ x 1 ins.	1⅞ x 2 ins.	1½ ins.
175	6⅛ x 1¾ x ¾ "	1¼ x 2 "	¾ "	**173***	9½ x 3⅞ x 1 "	"	"

*Has detachable Tee handle to prevent tampering with bolts.
Illustration of No. 170 shows rim strike at top and mortise strike at bottom.

Each in a paper box with screws.

Strikes for stone, etc., furnished to special order and at an additional price. Send full size detailed sketch of any special conditions.

When ordering give height of door, distance from bottom to Tee handle, type of strike and finish.

Dutch door bolts

Cast bronze

Specify hand when ordering. ½ inch rabbet

No.	Plate	Lip	Strike	No.	Plate	Lip	Strike
77	7¼ x 1¼ ins.	1⅞ ins.	1¼ x 2 ins.	**78**	4¾ x 1¼ ins.	1¾ ins.	1¼ x 1¾ ins.

Each in a paper box with screws.

When ordering give list number and finish. For finishes see page 91.

YALE

Cuts half size

Bolts, Rim Extension



No. XAB50*

Colonial school

Back plate	4¼ x 1½ ins.
Case	3½ x 1¼ "
Knob	1½ "

Flush rim strike



No. XAD50

French Renaissance

Back plate	6½ x 2 ins.
Case	4¼ x 2 "
Knob	1¾ "

Mortise strike



No. XAE50

French Renaissance

Back plate	6½ x 2 ins.
Case	4¼ x 2 "
Knob	1¾ "

Mortise strike

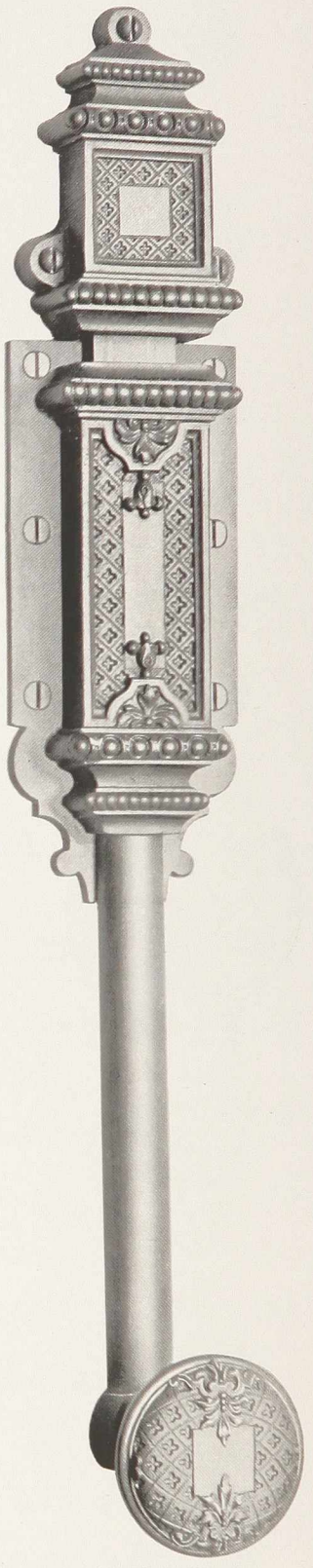

No. NM50 Menin

Louis XIV school

Back plate	5¾ x 2½ ins.
Case	4¾ x 2 "
Knob	2 "

Rim strike

*No. XAC50. Same as No. XAB50 but with the following dimensions: Back plate, 4½ x 2 ins.; case, 3½ x 1½ ins.; knob, 1⅝ ins.; flush rim strike.

Regular lengths, measured from end of bolt to centre of knob, 12, 18, 27 and 36 inches. Centre guides furnished for 27 and 36 inch bolts.

YALE

When ordering give list number, length and finish. For finishes see page 91.

Cuts half size

Bolts, Rim Extension



No. MC50 Chatillon

Louis XVI school

Back plate	6	x 2½ ins.
Case	5⅛	x 2 "
Knob		2 "

Rim strike



No. WL50 Lozere

Louis XVI school

Back plate	5¾	x 2½ ins.
Case	5	x 1¾ "
Knob		2 "

Rim strike



No. OV50 Vergennes

Henry II school

Back plate	6	x 2½ ins.
Case	5	x 2 "
Knob		2 "

Rim strike



No. IV50 Valencia

Louis XV school

Back plate	3½	x 1¼ ins.
Case	3½	x 1⅞ "
Knob	2⅜	x 1⅜ "

Rim strike

Regular lengths, measured from end of bolt to centre of knob, 12, 18, 27 and 36 inches. Centre guides furnished for 27 and 36 inch bolts.

Cremone Bolts

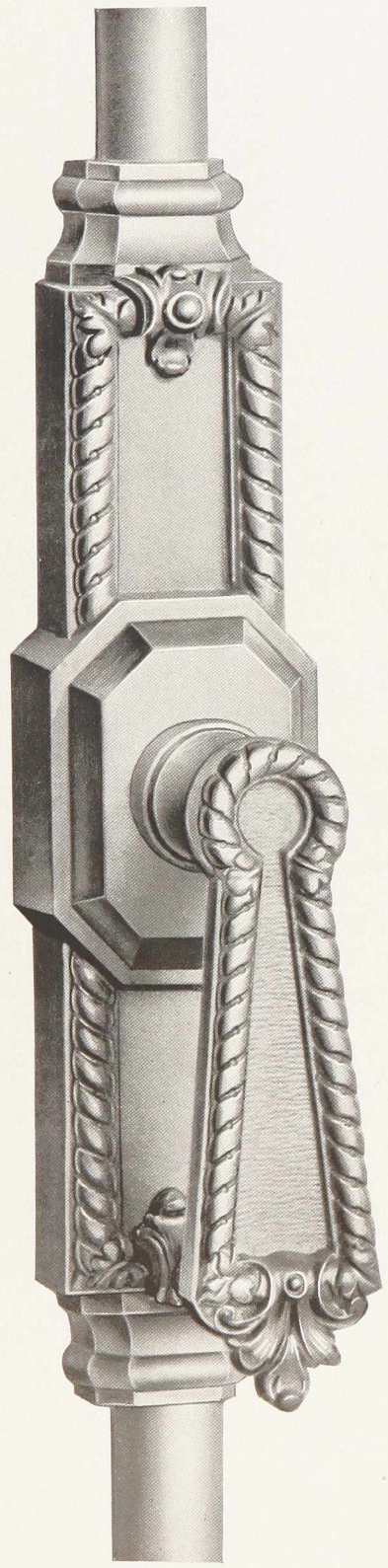

Front view of box and lever.

THE casement window, with hinged sashes, although in almost universal use throughout continental Europe, is as yet but little known in America and but slightly used in England.

In view of the increasing use of casement windows here, especially in country houses, we give on the following pages (312 to 326) an extensive line of bolts in many schools of ornament, as well as plain brass and bronze.

The following are the most used types of meeting rails for casement windows, as affording the best weather tight protection, and when equipped with Cremone or Espagnolette Bolts they furnish the easiest operation and best security:

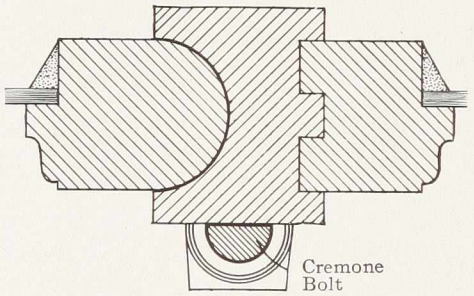

Fig. 1

Sectional view of meeting rails: French construction

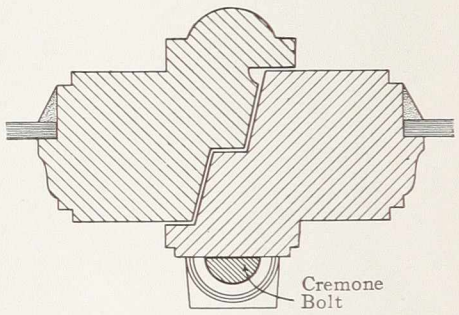

Fig. 2

Sectional view of meeting rails: American construction

Fig. 1 shows the construction generally used in France, the sashes opening inward, and the meeting-rails having an interlocking joint. The method of shaping the hanging-stile enables an ordinary butt to be used, and yet forms an excellent weather tight joint. The fastening is either a Cremone bolt (pages 312 to 326) or Espagnolette bolt (pages 327 to 330), the latter being preferred in buildings of the better class.

Fig. 2 shows the construction recommended for this country. The sashes open inward (or can open outward) and the meeting-rails are beveled. The hanging-stile may be beveled or shaped as in the French construction.

Bolts, Cremone

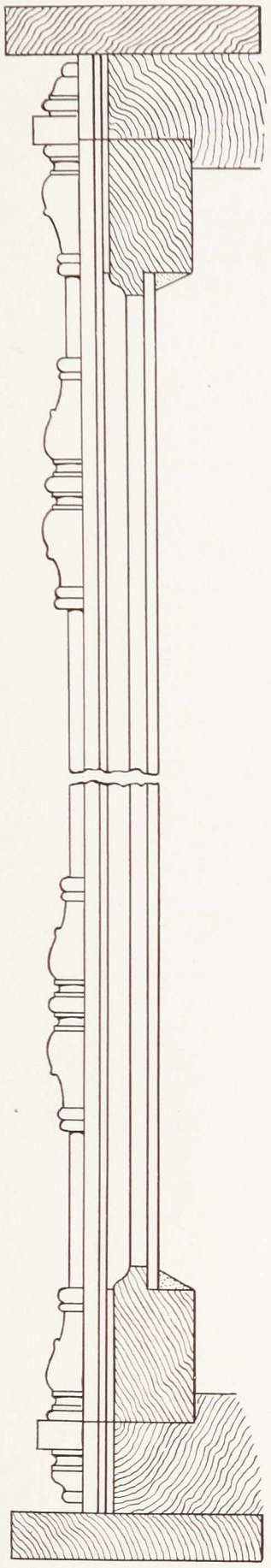

Side view of bolt attached

When ordering

the following information must be given:

Hand of window. Height of window.

Does the window open in or out?

Width of stile on which the bolt is to be applied.

Distance from bottom of window to proposed centre of knob or lever.

The illustrations on following pages show positions of knobs and lever handles when bolt is locked.

Guides are furnished for each two feet of rod.

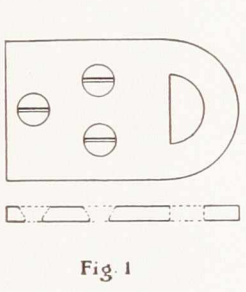

Fig. 1

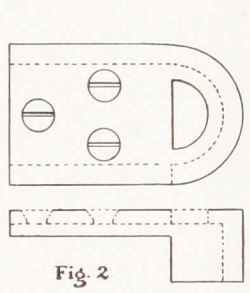

Fig. 2

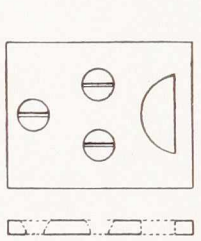

Fig. 3

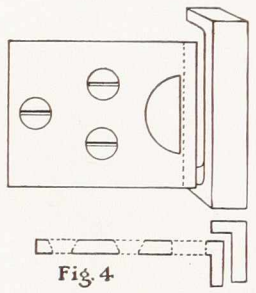

Fig. 4

Strikes for special conditions

The above half size illustrations cover the usual types of strikes used for varying conditions of head and sill.

Unless otherwise ordered all Cremone Bolts will be packed with the rim strikes shown with the bolt, which are used when window and casing are flush.

If to meet unusual conditions, any of these special strikes are desired, order the shape you desire by the figure number of the strike shown above and send with the order a sectional detail of the head or sill.

YALE

Bolts, Cremone

Cuts third size



No. 150

Cast bronze

Box	5 x 1 ins.
Knob	2⅛ x 1⅛ "
Projection	1¾ "
Rod (½ oval)	½ "



No. 151

Cast bronze

Box	5 x 1 ins.
Lever handle	2½ "
Projection	1¾ "
Rod (½ oval)	½ "



No. 160

Cast bronze

Box	6⅜ x 1⅜ ins.
Knob	2½ x 1⅜ "
Projection	2½ "
Rod (½ oval)	11/16 "



No. 163*

Cast bronze

Box	6⅜ x 1⅜ ins.
Knob	2½ x 1⅜ "
Lever handle	2¾ "
Rod (½ oval)	11/16 "

*Operates from both sides. Outer lever handle or knob may be set by stop on inside. Can also be furnished with knob on both sides, list number 161.
Guides furnished for each 2 feet of rod

When ordering give list number, information called for on page 311 and finish.
For finishes see page 91.

Cuts third size

Bolts, Cremone



No. XCA160

Cast bronze

Box	6⅜ x 1⅜ ins.
Knob	2⅜ x 1 7/16 "
Projection	2⅞ "
Rod (½ oval)	11/16 "



No. 178 *

Cast bronze

Box	5 x 1⅜ ins.
Lever handle	2⅜ "
Projection	2 1/16 "
Rod (round)	⅜ "



No. 164

Cast bronze

Box	7¾ x 1⅜ ins.
Lever	3¾ "
Projection	2 "
Rod (½ oval)	¾ "



No. 165 †

Cast bronze

Box	7½ x 1½ ins.
Lever	3⅜ "
Projection	4 "
Rod (½ oval)	11/16 "

* For high and narrow single windows, opening out. The hooks and strikes may be repeated at intervals as desired to obtain rigidity and weather-tight conditions.

† For Panic Fire Exit Doors. The lever projects at an angle when bolts are thrown. Pressure or a body falling against this lever withdraws bolts both top and bottom. Guides furnished for each 2 feet of rod.

When ordering give list number, information called for on page 311 and finish.

For finishes see page 91.

Cuts third size

Cuts third size

Bolts, Cremone



No. 167

Cast bronze

Box	6⅜ x 1⅜ ins.
Lever handle	2⅞ "
Projection	2⅞ "
Rod (½ oval)	11/16 "



No. 162 *

Cast bronze

Box	6⅜ x 1⅜ ins.
Lever handle	2⅞ "
Knob	2½ x 1⅜ "
Rod (½ oval)	11/16 "



No. XCB160

Colonial school

Box	6¾ x 1⅝ ins.
Knob	2⅜ x 1 7/16 "
Projection	2⅞ "
Rod (½ oval)	11/16 "



No. XCD160

Colonial school

Box	6⅛ x 1½ ins.
Knob	2½ x 1⅜ "
Projection	2¾ "
Rod (½ oval)	¾ "

* Operates from both sides. Outer knob or lever handle may be set by stop on inside. Can also be furnished with lever handle on both sides, list number 168.
Guides furnished for each 2 feet of rod.

When ordering give list number, information called for on page 311 and finish.
For finishes see page 91.

YALE

Cuts third size

Bolts, Cremone



No. KA160 Alameda

Mission school

Box	6	x 1⅝ ins.
Knob		2⅞ "
Projection		2⅝ "
Rod (½ oval)		11/16 "



No. XKA160 Alameda

Mission school

Box	6	x 1⅝ ins.
Knob		2⅜ x 1 7/16 "
Projection		2⅞ "
Rod (½ oval)		11/16 "



No. KA167 Alameda

Mission school

Box	6	x 1⅝ ins.
Lever handle		4 "
Projection		2⅝ "
Rod (½ oval)		11/16 "



No. SA160 Ashby

Elizabethan school

Box		6⅜ x 1⅜ ins.
Knob		2½ x 1½ "
Projection		2¾ "
Rod (½ oval)		11/16 "

Guides furnished for each 2 feet of rod.

When ordering give list number, information called for on page 311 and finish.
For finishes see page 91.

Cuts third size

Bolts, Cremone

Cuts third size



No. MC160 Chatillon

Louis XVI school

Box	7⅞ x 1⅝ ins.
Knob	3 x 1⅝ "
Projection	3¼ "
Rod (½ oval)	11/16 "



No. MC164 Chatillon *

Louis XVI school

Box	8⅜ x 1⅝ ins.
Lever	5 "
Projection	2¾ "
Rod (½ oval)	11/16 "



No. MC167 Chatillon

Louis XVI school

Box	7⅞ x 1⅝ ins.
Lever handle	3½ "
Projection	3¼ "
Rod (½ oval)	11/16 "



No. XCL160

French Renaissance

Box	8 x 1⅝ ins.
Knob	2¼ x 1⅜ "
Projection	2⅝ "
Rod (½ oval)	11/16 "

* Also made for Panic Fire Exit Doors, list number MC165: dimensions same as No. MC164, except lever 3⅜ inches, projection 4 inches. See also No. 165 page 313.

Guides furnished for each 2 feet of rod.

When ordering give list number, information called for on page 311 and finish.

For finishes see page 91.

Cuts third size

Bolts, Cremone



No. NC160 Chester

Colonial school

Box	6½ x 1½ ins.
Knob	2½ x 1 7/16 "
Projection	2 5/8 "
Rod (½ oval)	11/16 "



No. SD160 Dreux *

French Renaissance

Box	6 3/8 x 1 3/8 ins.
Knob	2¾ x 1½ "
Projection	2¼ "
Rod (½ oval)	11/16 "



No. SD167 Dreux

French Renaissance

Box	6 3/8 x 1 3/8 ins.
Lever handle	3½ "
Projection	3 "
Rod (½ oval)	11/16 "



No. TD160 Drouet

Louis XV school

Box	7 x 1½ ins.
Knob	2½ x 1¾ "
Projection	2½ "
Rod (½ oval)	11/16 "

*Also furnished to operate from both sides, list number SD161, dimensions same as SD160. Outer knob may be set by stop on inside.
Guides furnished for each 2 feet of rod.

When ordering give list number, information called for on page 311 and finish.
For finishes see page 91.

Cuts third size

YALE

Bolts, Cremone

Cuts third size



No. NE160 Estampes

Empire school

Box	6½ x 1½ ins.
Knob	2⅝ x 1⅜ "
Projection	2½ "
Rod (½ oval)	11/16 "

Guides furnished for each 2 feet of rod.



No. SE160 Evereux

Louis XIV school

Box	6⅜ x 1¼ ins.*
Knob	3¼ x 1¾ "
Projection	3⅛ "
Rod (½ oval)	11/16 "



No. SE167 Evereux

Louis XIV school

Box	6⅜ x 1¼ ins.*
Lever handle	3½ "
Projection	3⅛ "
Rod (½ oval)	11/16 "



No. HF150 Fleury

Louis XV school

Box	6 x 1 ins.
Knob	2½ x 1⅝ "
Projection	2⅝ "
Rod (½ oval)	½ "

*Also made with box, 6½ x 1⅝ inches, when so ordered.

When ordering give list number, information called for on page 311 and finish.
For finishes see page 91.

Cuts third size

Bolts, Cremone



No. HF151 Fleury

Louis XV school

Box	6 x 1 ins.
Lever handle	2¾ "
Projection	2⅝ "
Rod (½ oval)	½ "



No. HF160 Fleury*

Louis XV school

Box	6½ x 1⅝ ins.
Knob	2½ x 1½ "
Projection	2¾ "
Rod (½ oval)	11/16 "



No. HF167 Fleury*

Louis XV school

Box	6½ x 1⅝ ins.
Lever handle	3⅝ "
Projection	3¾ "
Rod (½ oval)	11/16 "



No. XCK160

Louis XVI school

Box	6½ x 1½ ins.
Knob	2¼ x 1⅜ "
Projection	2⅝ "
Rod (½ oval)	11/16 "

*Also furnished to operate from both sides: No. HF161, knob on both sides; No. HF162, knob outside, lever handle inside. Outer knob or handle may be set by stop on inside.

Guides furnished for each 2 feet of rod.

When ordering give list number, information called for on page 311 and finish.

For finishes see page 91.

Cuts third size

Bolts, Cremone

Cuts third size



No. PF160 Fairfax
Colonial school

Box	6½ x 1½ ins.
Knob	2½ x 1¼ "
Projection	2½ "
Rod (½ oval)	11/16 "

Guides furnished for each 2 feet of rod.



No. PF167 Fairfax
Colonial school

Box	6½ x 1½ ins.
Lever handle	2⅞ "
Projection	2⅝ "
Rod (½ oval)	11/16 "



No. LL160 Lancaster
Colonial school

Box	6½ x 1½ ins.
Knob	2½ x 1½ "
Projection	2½ "
Rod (½ oval)	11/16 "



No. LL167 Lancaster
Colonial school

Box	6½ x 1½ ins.
Lever handle	2⅞ "
Projection	2⅝ "
Rod (½ oval)	11/16 "

When ordering give list number, information called for on page 311 and finish.
For finishes see page 91.

Cuts third size

Bolts, Cremone



No. XL160 Lorient

Louis XVI school

Box	7¾ x 1⅞ ins.
Knob	2⅝ x 1½ "
Projection	3 "
Rod (½ oval)	11/16 "



No. XL167 Lorient

Louis XVI school

Box	7¾ x 1⅞ ins.
Lever handle	3 "
Projection	2¾ "
Rod (½ oval)	11/16 "



No. OL160 Lorraine

Louis XVI school

Box	7¼ x 1½ ins.
Knob	2⅝ x 1 1/16 "
Projection	3 "
Rod (½ oval)	11/16 "



No. OL167 Lorraine

Louis XVI school

Box	7¼ x 1½ ins.
Lever handle	3¾ "
Projection	3¾ "
Rod (½ oval)	11/16 "

Guides furnished for each 2 feet of rod.

When ordering give list number, information called for on page 311 and finish.

For finishes see page 91.

Cuts third size

Bolts, Cremone



No. YL160 Louvre

French Renaissance

Box	7 x 1⅝	ins.
Knob	2⅝ x 1⅝	"
Projection	2½	"
Rod (½ oval)	11/16	"



No. YL167 Louvre

French Renaissance

Box	7 x 1⅝	ins.
Lever handle	4	"
Projection	2¼	"
Rod (½ oval)	11/16	"



No. WL160 Lozere

Louis XV school

Box	10 x 1¾	ins.
Knob	3⅜ x 1⅝	"
Projection	3⅛	"
Rod (½ oval)	¾	"



No. KM160 Meaux

Louis XVI school

Box	9¼ x 1⅝	ins.
Knob	2⅞ x 1⅝	"
Projection	3⅛	"
Rod (½ oval)	¾	"

Guides furnished for each 2 feet of rod.

When ordering give list number, information called for on page 311 and finish.
For finishes see page 91.

Cuts third size

Bolts, Cremone



No. NM160 Menin

Louis XIV school

Box	9½ x 1½ ins.
Knob	2⅝ x 1½ "
Projection	2¾ "
Rod (½ oval)	11/16 "



No. SP160 Putney

Colonial school

Box	6½ x 1½ ins.
Knob	2⅝ x 1⅝ "
Projection	2¾ "
Rod (½ oval)	11/16 "



No. IV160 Valencia

Louis XV school

Box	10¾ x 2 ins.
Knob	3⅛ x 1⅞ "
Projection	2⅞ "
Rod (½ oval)	11/16 "



No. IV167 Valencia

Louis XV school

Box	10¾ x 2 ins.
Lever handle	3 "
Projection	3¼ "
Rod (½ oval)	11/16 "

Guides furnished for each 2 feet of rod.

When ordering give list number, information called for on page 311 and finish.

For finishes see page 91.

Cuts third size

Cuts third size

Bolts, Cremone



No. OV160 Vergennes

Henry II school

Box	6½ x 1½ ins.
Knob	2⅝ x 1⅝ "
Projection	2⅞ "
Rod (½ oval)	11/16 "



No. OV167 Vergennes

Henry II school

Box	6½ x 1½ ins.
Lever handle	3½ "
Projection	3½ "
Rod (½ oval)	11/16 "



No. KW160 Weyanoke

Colonial school

Box	6½ x 1⅜ ins.
Knob	2⅞ x 1⅞ "
Projection	2⅝ "
Rod (½ oval)	11/16 "



No. PW160 Weymouth

Colonial school

Box	6½ x 1⅜ ins.
Knob	2½ x 1⅝ "
Projection	2½ "
Rod (½ oval)	11/16 "

Guides furnished for each 2 feet of rod.

When ordering give list number, information called for on page 311 and finish
For finishes see page 91.

YALE

Cuts third size

Bolts, Cremone



No. IW160 Wilton

Colonial school

Box	6⅜ x 1½ ins.
Knob	2½ x 1⅝ "
Projection	3 "
Rod (½ oval)	11/16 "



No. XCE160

Italian Renaissance

Box	7⅛ x 1⅝ ins.
Knob	2⅝ x 1⅝ "
Projection	3 "
Rod (½ oval)	¾ "



No. XCF166

French Renaissance

Box	6¾ x 1⅞ ins.
Tee handle	3⅞ "
Projection	3¾ "
Rod (½ oval)	¾ "



No. XCG160

Colonial school

Box	6½ x 1½ ins.
Knob	2⅝ x 1⅝ "
Projection	2¼ "
Rod (½ oval)	11/16 "

Guides furnished for each 2 feet of rod.

When ordering give list number, information called for on page 311 and finish.

For finishes see page 91.

Cuts third size

Bolts, Cremone



No. MC179 Chatillon

Louis XVI school

Box	8⅞ x 2	ins.
Knob	3 x 1⅝	"
Projection	4	"
Rod (round)	⅝	"

Guides furnished for each 2 feet of rod.



No. OV179 Vergennes

Henry II school

Box	8½ x 2	ins.
Knob	2⅞ x 1½	"
Projection	3⅞	"
Rod (round)	⅝	"



No. KW179 Weyanoke

Colonial school

Box	7¼ x 1¾	ins.
Knob	2⅞ x 1⅛	"
Projection	3½	"
Rod (round)	⅝	"



No. XCH169

Colonial school

Box	6⅝ x 2	ins.
Lever	6¾	"
Projection	4⅜	"
Rod (round)	⅝	"

When ordering give list number, information called for on page 311 and finish.

For finishes see page 91.

Cuts third size

Espagnolette Bolts

THESE bolts should only be used on windows opening in.

Figs. 1 and 2 show section of the ordinary type of windows to which these bolts are applied, but on account of the many special conditions, it is desirable to send a full size sectional detail of meeting rails.

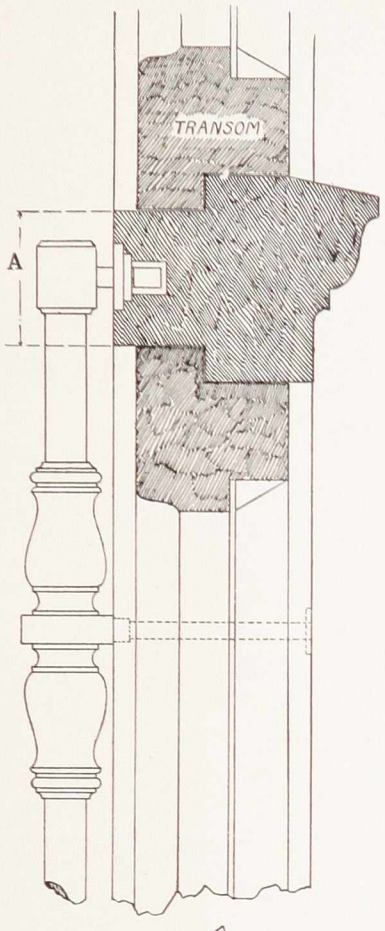

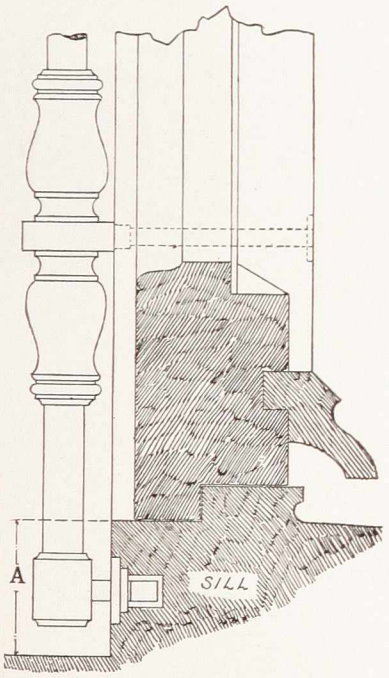

Side view of bolt attached.

Dimensions at "A" must not be less than 1¾ inches.

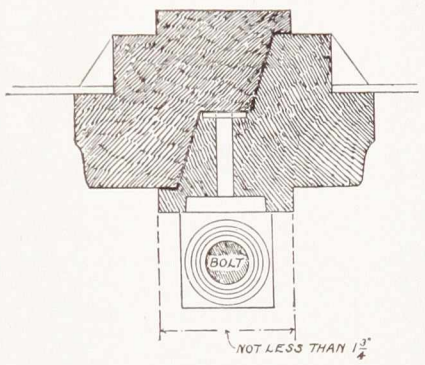

Fig. 1

With this section allow for ¼ inch bolt as shown to hold Espagnolette.

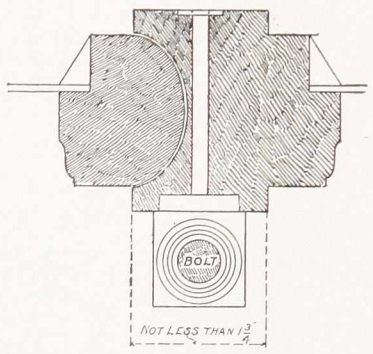

Fig. 2

With this section allow for ¼ inch bolt as shown to hold Espagnolette.

The illustrations on the following pages show position of lever handles when bolt is locked. A quarter revolution of the lever handle releases the locking mechanism, after which the hooks are withdrawn by pulling the handle outwards.

Bolts Nos. 180 and OL186, illustrated on pages 328 and 330 respectively, have a latch which is used to hold the lever in horizontal position when locked.

When ordering

the following information must be given:

Hand of window. Height of window.

Width of stile on which the bolt is to be applied.

Distance from bottom of window to proposed centre of lever handle.

YALE

Bolts, Espagnolette

Cuts third size



No. 180

Colonial school

Box	2¾ x 1	ins.
Lever	1½ x 6⅛	"
Knob	1¼	"
Projection	3	"
Latch	3¼ x ¾	"
Rod (round)	¾	"



No. 181

Colonial school

Box	1½ x ¾	ins.
Lever	1½ x 2¼	"
Tee handle	3	"
Projection	1½	"
Centre strike	2¼ x 1⅛	"
Rod (round)	7/16	"



No. 182*

Colonial school

Box	1¼ x ¾	ins.
Lever	1½ x 3	"
Tee handle	3	"
Projection	1½	"
Centre strike	2¼ x 1½	"
Rod (round)	7/16	"



No. XEB182

German Renaissance

Box	2 x ¾	ins.
Lever	1¾ x 3⅛	"
Tee handle	3⅛	"
Projection	2½	"
Centre strike	2¼ x 1⅛	"
Rod (round)	⅝	"

Nos. 181 and 182 may be furnished with 3½, 4¾ or 5¼ inch levers to special order and at an additional price. Guides furnished for each 2 feet of rod.
*No. 184. Same as No. 182 but with the following dimensions: Lever, 2 x 6⅛ ins.; Tee handle, 3⅝ ins.; Projection, 2⅛ ins.; Rod (round), 9/16 ins.

YALE

When ordering give list number, information called for on page 327 and finish.
For finishes see page 91.

Cuts third size

Bolts, Espagnolette



No. XEC185

Colonial school

Box	4¾ x 1¼ ins.
Handle	6½ x 1¾ "
Knob	1¾ "
Projection	3½ "
Rod (round)	⅝ "



No. MC185 Chatillon

Louis XVI school

Box	7¼ x 1¾ ins.
Handle	7¾ x 2 "
Knob	1⅞ "
Projection	4 "
Rod (round)	¾ "



No. OL185 Lorraine

Louis XVI school

Box	1¾ x 1⅛ ins.
Handle	8 x 2¼ "
Knob	1¾ "
Projection	3⅜ "
Rod (round)	⅝ "



No. KM185 Meaux

Louis XVI school

Box	7¾ x 1½ ins.
Handle	8 x 2⅛ "
Knob	2 "
Projection	3½ "
Rod (round)	⅝ "

Guides furnished for each 2 feet of rod.

Cuts third size

When ordering give list number, information called for on page 327 and finish.
For finishes see page 91.

Cuts third size

Bolts, Espagnolette

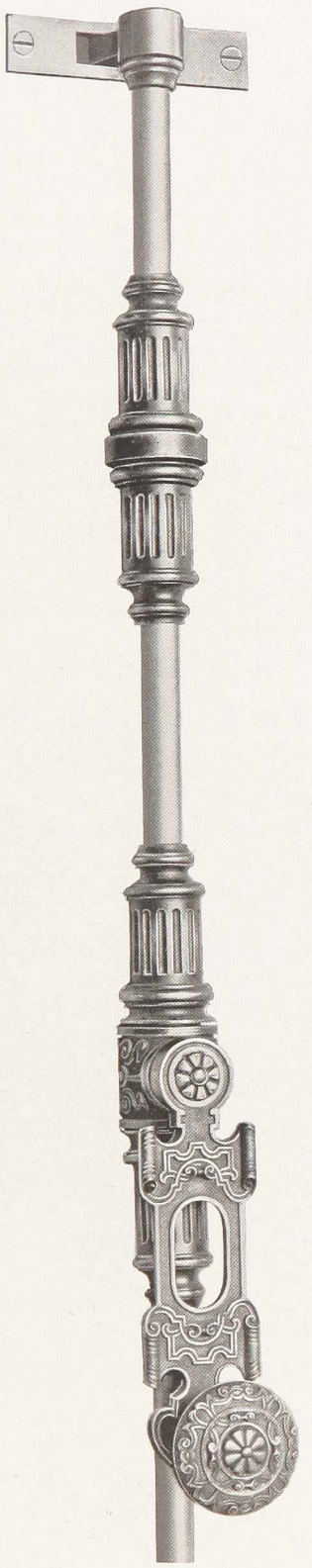

No. OV185 Vergennes

Henry II school

Box	6¾ x 1⅝ ins.
Handle	6½ x 1⅞ "
Knob	2 "
Projection	3¾ "
Rod (round)	¾ "

Guides furnished for each 2 feet of rod.

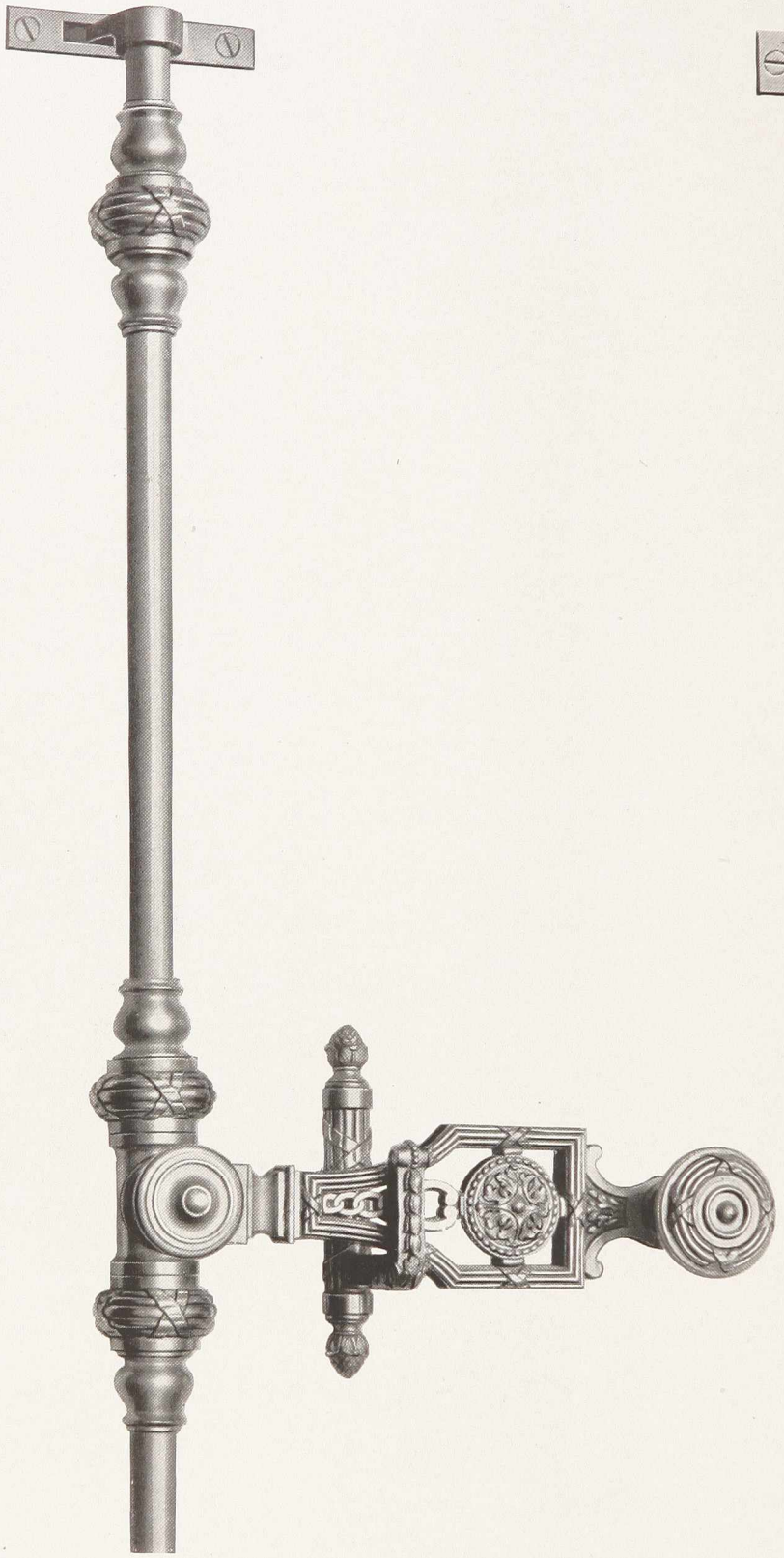

No. OL186 Lorraine

Louis XVI school

Box	6 x 1¾ ins.
Handle	8 x 2¼ "
Knob	1¾ "
Projection	3½ "
Latch	5 x ¾ "
Rod (round)	⅝ "



No. KW185 Weyanoke

Colonial school

Box	6½ x 1¾ ins.
Handle	5¼ x 1¼ "
Knob	1⅛ "
Projection	3 "
Rod (round)	⅝ "

YALE

When ordering give list number, information called for on page 327 and finish.
For finishes see page 91.

Cuts third size



No. 705
1½ x 2¼ inches

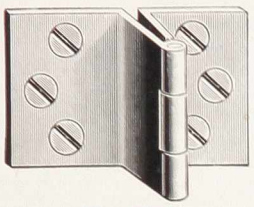

No. 707
1½ x 2¼ inches



No. 9838
2 x 1 9/16 inches



No. 715
2½ x 2½ inches



No. 710
2½ x 2½ inches

Shutter flaps

Cast bronze and wrought steel

No.

705 **Cast bronze:** Square edges and fast joint.
Made in the following sizes:

1 x 1½ ins.	1½ x 1½ ins.	1¾ x 2¼ ins.
1¼ x 1¾ "	1½ x 2 "	1¾ x 2½ "
1¼ x 2 "	1½ x 2¼ "	

706 **Cast bronze:** Beveled edges and fast joint.
Made in the following sizes:

1 x 1½ ins.	1½ x 1½ ins.	1¾ x 2¼ ins.
1¼ x 1¾ "	1½ x 2 "	1¾ x 2½ "
1¼ x 2 "	1½ x 2¼ "	

707 **Cast bronze:** Three fold. Square edges and fast joint.
Made in the following sizes:

1¼ x 2 ins.	1½ x 2¼ ins.

708 **Cast bronze:** Three fold. Beveled edges and fast joint.
Made in the following sizes:

1¼ x 2 ins.	1½ x 2¼ ins.

9842 **Wrought steel:** (Bower-Barff finish *only.*) Square edges and fast joint.
Made in the following sizes:

1¼ x 1⅞ ins.	1½ x 2⅛ ins.

½ dozen pairs in a paper box with screws.

Shutter butts

Cast bronze and wrought steel

No.

715 **Cast bronze:** Square edges and fast joint.
Made in the following sizes:

1½ x 1 ins.	2½ x 2 ins.	3 x 2½ ins.
2 x 1½ "	2½ x 2½ "	3 x 3 "
2 x 1¾ "	2½ x 3 "	3½ x 2½ "
2 x 2 "	3 x 2 "	3½ x 3½ "

716 **Cast bronze:** Beveled edges and fast joint.
Made in the following sizes:

2 x 1½ ins.	2½ x 2½ ins.	3 x 3 ins.
2 x 1¾ "	2½ x 3 "	3½ x 2½ "
2 x 2 "	3 x 2 "	3½ x 3½ "
2½ x 2 "	3 x 2½ "	

710 **Cast bronze ball tip:** Square edges and loose pin.
Made in the following sizes:

1½ x 1 ins.	2½ x 2 ins.	3 x 2½ ins.
1¾ x 2¼ "	2½ x 2½ "	3 x 3 "
2 x 1¾ "	2½ x 3 "	3½ x 2½ "
2 x 2 "	3 x 2 "	3½ x 3½ "

711 **Cast bronze ball tip:** Beveled edges and loose pin.
Made in the following sizes:

1¾ x 2¼ ins.	2½ x 2½ ins.	3 x 3 ins.
2 x 1¾ "	2½ x 3 "	3½ x 2½ "
2 x 2 "	3 x 2 "	3½ x 3½ "
2½ x 2 "	3 x 2½ "	

9838 **Wrought steel:** (Bower-Barff finish *only.*) Square edges and fast joint.
Made in the following sizes:

2 x 1 9/16 ins.	2¼ x 1 11/16 ins.	3 x 2 ins.

½ dozen pairs in a paper box with screws.



No. 706
1½ x 2¼ inches



No. 708
1½ x 2¼ inches



No. 9842
1½ x 2⅛ inches



No. 716
2½ x 2½ inches



No. 711
2½ x 2½ inches

Butts



No. 725—4 x 4 inches

Transom butts

Cast bronze and wrought steel

No.

725 **Cast bronze:** Fast joint, no tips. Buffed knuckles.
Made in the following sizes:
2½ x 2½ ins. 3½ x 2½ ins. 4 x 2½ ins.
3 x 3 " 3½ x 3½ " 4 x 4 "

726 **Cast bronze:** Fast joint, no tips. Unpolished.
Made in the following sizes:
2½ x 2½ ins. 3½ x 2½ ins. 4 x 2½ ins.
3 x 3 " 3½ x 3½ " 4 x 4 "

785 **Cast bronze:** Fast joint, no tips. Medium weight.
Made in the following sizes:
2 x 2 ins. 3½ x 3½ ins. 5 x 5 ins.
2½ x 2½ " 4 x 4 " 5½ x 5½ "
3 x 3 " 4½ x 4½ " 6 x 6 "

755 **Cast bronze:** Fast joint, button tips. Extra heavy.
Made in the following sizes:
3 x 3 ins. 5 x 7 ins. 6 x 10 ins.
3½ x 3½ " 5½ x 5½ " 7 x 7 "
4 x 4 " 6 x 6 " 8 x 8 "
4½ x 4½ " 6 x 7 " 12 x 12 "
5 x 5 " 6 x 8 "
5 x 6 " 6 x 9 "

9808 **Wrought steel:** (Bower-Barff finish *only*.) Fast joint, button tips.
Made in the following sizes:
2 x 2 ins. 3½ x 3½ ins. 5 x 5 ins.
2½ x 2½ " 4 x 4 " 6 x 6 "
3 x 3 " 4½ x 4½ "



No. 785—4 x 4 inches



No. 755—4 x 4 inches



No. 9808—4 x 4 inches

Door butts

Wrought steel

No.

9241 **Wrought steel:** (Bower-Barff finish *only*.) Loose pin, ball tip.
Made in the following sizes:
2 x 2 ins. 3½ x 3½ ins. 5 x 5 ins.
2½ x 2½ " 4 x 4 " 5½ x 5½ "
3 x 3 " 4½ x 4½ " 6 x 6 "

9239 **Wrought steel:** (Bower-Barff finish *only*.) Loose pin, ball tip.
Made in the following sizes:
2 x 2 ins. 4 x 4 ins. 5 x 7 ins.
2½ x 2½ " 4½ x 4½ " 5½ x 5½ "
3 x 3 " 5 x 5 " 6 x 6 "
3½ x 3½ " 5 x 6 "

6 pairs, 3 x 3 ins. and smaller, in a paper box with screws; larger sizes, 1 pair.



No. 9241—4 x 4 inches



No. 9239—4 x 4 inches

YALE

When ordering give list number, size and finish. For finishes see page 91.

Cuts half size



No. 720 — 4½ x 4½ inches



Nos. 782 and 2782 — 4½ x 4½ inches



Nos. 780 and 2780 — 4½ x 4½ inches

Door butts

Cast bronze and cast iron

No.

720 Cast bronze: Loose pin, ball tip. Steel bushed. Self-lubricating. Light weight.

Made in the following sizes:

2½ x 2½ inches	3½ x 3½ inches	4½ x 4½ inches
3 x 3 "	4 x 4 "	5 x 5 "

780 Cast bronze: Loose pin, ball tip. Steel bushed. Self-lubricating. "Hold-fast" pins, except sizes under 3½ x 3½ inches. Medium weight.

Made in the following sizes:

2 x 2 inches	3½ x 3½ inches	5 x 5 inches
2½ x 2½ "	4 x 2½ "	5 x 6 "
2½ x 3 "	4 x 3 "	5 x 7 "
3 x 2 "	4 x 3½ "	5½ x 4 "
3 x 2½ "	4 x 4 "	5½ x 5½ "
3 x 3 "	4½ x 3½ "	6 x 3 "
3 x 4 "	4½ x 4½ "	6 x 4 "
3 x 5 "	5 x 3½ "	6 x 6 "
3½ x 3 "	5 x 4 "	

782 Cast bronze: Loose pin, ball tip. "Hold-fast" pins. "Long service" fibre washers. Medium weight.

Made in the following sizes:

3½ x 3½ inches	4½ x 4½ inches	5½ x 5½ inches
4 x 4 "	5 x 5 "	6 x 6 "

2780 Cast iron: Loose pin, ball tip. Steel bushed. Self-lubricating. "Hold-fast" pins, except sizes under 3½ x 3½ inches. Medium weight.

Made in the following sizes:

2 x 2 inches	4 x 4 inches	5½ x 5½ inches
2½ x 2½ "	4½ x 4½ "	6 x 6 "
3 x 3 "	5 x 5 "	

2782 Cast iron: Loose pin, ball tip. "Hold-fast" pins. "Long service" fibre washers. Medium weight.

Made in the following sizes:

3½ x 3½ inches	4½ x 4½ inches	5½ x 5½ inches
4 x 4 "	5 x 5 "	6 x 6 "

2783 Cast iron: Loose pin, ball tip. Medium weight.

Made in the following sizes:

2 x 2 inches	4 x 4 inches	5½ x 5½ inches
2½ x 2½ "	4½ x 4½ "	6 x 6 "
3 x 3 "	5 x 5 "	

6 pairs, 3 x 3 inches and smaller, in a paper box with screws; larger sizes, 1 pair.

Butts



Nos. 750 and 2750 — 4½ x 4½ inches



Nos. 752 and 2752 — 4½ x 4½ inches



No. EF780 — 5 x 5 inches

Door butts

Cast bronze and cast iron

No. **750** **Cast bronze:** Loose pin, ball tip. Steel bushed. Self-lubricating. "Hold-fast" pins. Extra heavy

Made in the following sizes:

2½ x 3 inches	5 x 4½ inches	6½ x 6½ inches
3 x 2 "	5 x 5 "	7 x 6 "
3 x 3 "	5 x 6 "	7 x 7 "
3½ x 3½ "	5 x 7 "	8 x 5 "
4 x 2½ "	5 x 9 "	8 x 8 "
4 x 3½ "	5½ x 5½ "	8 x 10 "
4 x 4 "	6 x 5 "	8 x 12 "
4½ x 3 "	6 x 6 "	10 x 10 "
4½ x 4 "	6 x 7 "	12 x 8 "
4½ x 4½ "	6 x 8 "	12 x 12 "
5 x 3 "	6 x 9 "	16 x 12 "
5 x 4 "	6 x 10 "	

752 **Cast bronze:** Loose pin, ball tip. "Hold-fast" pins. "Long service" fibre washers. Extra heavy.

Made in the following sizes:

3½ x 3½ inches	4½ x 4½ inches	5½ x 5½ inches
4 x 4 "	5 x 5 "	6 x 6 "

2750 **Cast iron:** Loose pin, ball tip. Steel bushed. Self-lubricating. "Hold-fast" pins. Extra heavy.

Made in the following sizes:

3 x 3 inches	4½ x 4½ inches	5½ x 5½ inches
3½ x 3½ "	5 x 5 "	6 x 6 "
4 x 4 "		

2752 **Cast iron:** Loose pin, ball tip. "Hold-fast" pins. "Long service" fibre washers. Extra heavy.

Made in the following sizes:

3½ x 3½ inches	4½ x 4½ inches	5½ x 5½ inches
4 x 4 "	5 x 5 "	6 x 6 "

EF780 Cast iron: Loose pin, ball tip. Medium weight.

Made in the following sizes:

2½ x 2½ inches	3½ x 3½ inches	4½ x 4½ inches
3 x 3 "	4 x 4 "	5 x 5 "

6 pairs 3 x 3 inches and smaller, in a paper box with screws; larger sizes, 1 pair.

For Butts of other manufacturers see end of this section.

When ordering give list number, size and finish. For finishes see page 91

Butt Tips



Fig. 1
Louis XV school

Tip for 750 Butts of the following sizes:

2 x 2 ins. 5 x 5 ins.
3 x 3 " 5 x 6 "
4 x 4 " 5 x 7 "



Fig. 2
Italian Renaissance

Tip for 750 Butts of the following sizes:

3 x 3 ins. 5 x 5 ins.
3½ x 3½ " 5 x 6 "
4½ x 4½ " 8 x 8 "



Fig. 3
Italian Renaissance

Tip for 750 Butts of the following sizes:

4x4 ins. 5x5 ins.



Fig. 4
Colonial school

Tip for 750 Butts of the following sizes:

3x3 ins. 5x5 ins.



Fig. 5
Romanesque school

Tip for 750 Butts of the following sizes:

3 x3 ins. 4½x4½ ins.
3½x3½" 5½x5½ "
4 x4 " 6 x6 "



Fig. 6
Greek school

Tip for 750 Butts of the following sizes:

4 x 4 ins. 6 x 6 ins.
5 x 5 " 8 x 8 "



Fig. 7
Louis XV school

Tip for 780 Butts of the following sizes:

4 x 4 ins. 5 x 5 ins.



Fig. 8
Louis XVI school

Tip for 750 Butts of the following sizes:

5x5 ins. 7x7 ins.



Fig. 9
Louis XIV school

Tip for 750 Butts of the following size:

4 x 4 ins.



Fig. 10
Romanesque school

Tip for Butts of the following numbers and sizes:

No. 750	No. 780
3½ x 3½ ins.	4 x 4 ins
4½ x 4½ "	5 x 5 "
5½ x 5½ "	



Fig. 11
Colonial school

Tip for 750 Butts of the following sizes:

3 x 3 ins. 6 x 8 ins.
6 x 6 "

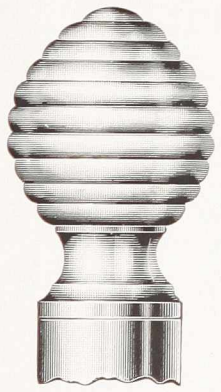

Fig. 12
Colonial school

Tip for 750 Butts of the following sizes:

5 x 5 ins. 6 x 8 ins.
6½ x 6½ "



Fig. 13
Greek school

Tip for 750 Butts of the following sizes:

4 x 4 ins. 5 x 5 ins.



Fig. 14
Colonial school

Tip for 750 Butts of the following sizes:

4 x 4 ins. 4½ x 4½ ins.
5 x 5 " 5½ x 5½ "

Cuts full size When ordering give figure number, list number and size of butts and finish. For finishes see page 91.

Catches and Turns, Cupboard

Cuts full size

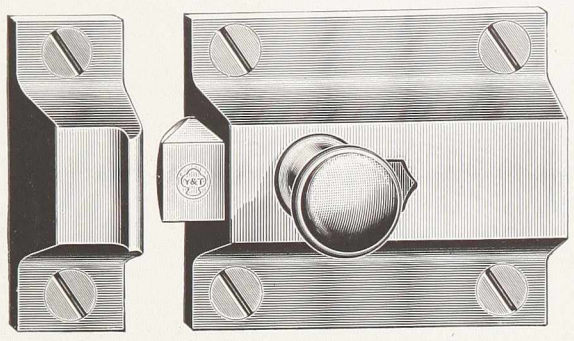

Nos. 330 and 2330

Cast bronze and iron

No.	Material	Case	Rim strike
330	Cast bronze	1½ x 1¾ ins.	1½ x ½ ins.
2330	" iron	"	"
333	" bronze	1½ x 2¾ ins.	1½ x ⅝ ins.
2333	" iron	"	"

Can also furnish mortise strikes, 1⅜ x 9/16 inches, and reverse bevel strikes, 1½ x ⅝ x ⅜ inches, to special order.

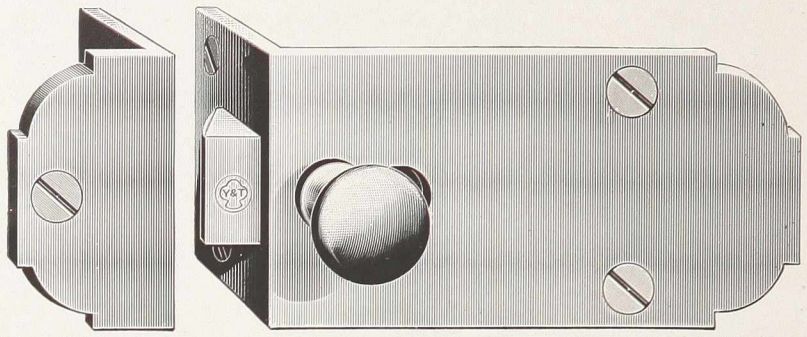

No. 341

Cast bronze

No.	Case	Strike
340	1¼ x 1⅜ x ¾ ins.	Mortise, 1 x 1¼ ins.
341	1¼ x 2½ x ¾ "	Angle, 1¼ x ¾ x ¾ "
342	1¾ x 1¼ x ¾ "	" 1¾ x ¾ x ¾ "
343	2 x 1¼ x ¾ "	" 2 x ⅝ x 5/16 "



No. EF330

Cast iron

No.	Case	Rim strike
EF330	1½ x 2 ins.	1½ x ⅝ ins.



No 344

Cast bronze

No.	Plate	Angle strike
344	1¼ x 2 x ⅞ ins.	1¼ x 1 x ¾ ins.

Can also furnish reverse bevel strike, 1¼ x ⅞ x ⅜ inches, and mortise strike, 1⅞ x ¾ inches, to special order.



No. 345

Cast bronze

No.	Plate	Angle strike
345	2⅛ x 1⅛ x ¾ ins.	2 x ⅝ x 5/16 ins.

Can also furnish mortise strike, 2 x 7/16 inches, and reverse bevel strike, 2 x ½ x ½ inches, to special order.

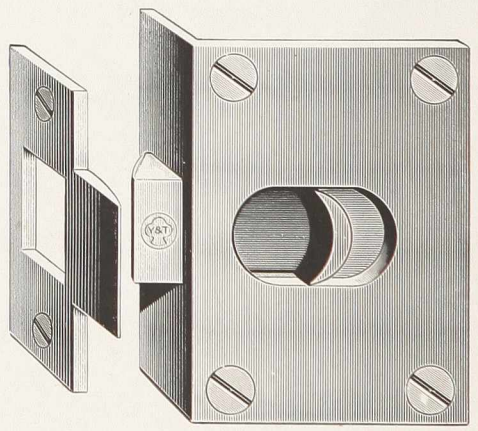

No. 346

Cast bronze

No.	Plate	Mortise strike
346	1 5/16 x 1¾ x 7/16 ins.	1½ x 9/16 ins.*

*¾ inch to centre.

1 dozen in a paper box with screws.

YALE

When ordering give list number and finish. For finishes see page 91.

Cuts full size

Catches and Turns, Cupboard



Nos. 320 and 2320
Cast bronze and iron

No.	Material	Case	Strike
320	Cast bronze	1⅝ x 1⅛ ins.	1⅝ x ½ ins.
2320	" iron	"	"

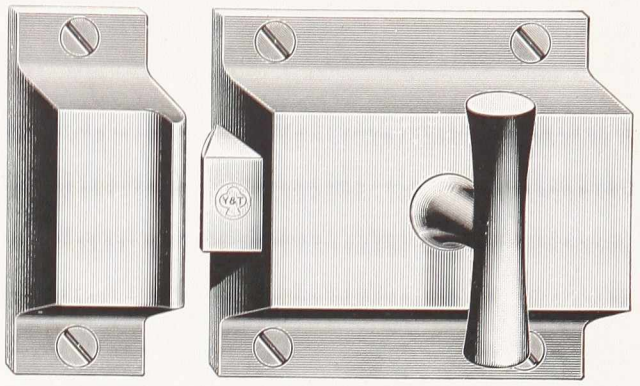

Nos. 321 and 2321
Cast bronze and iron

No.	Material	Case	Strike
321	Cast bronze	1¾ x 1¾ ins.	1¾ x ⅝ ins.
2321	" iron	"	"



No. EF322
Cast iron

No.	Material	Case	Strike
EF322	Cast iron	2¼ x 1⅝ ins.	2¼ x ⅝ ins.



Nos. 322 and 2322
Cast bronze and iron

No.	Material	Case	Strike
322	Cast bronze	2¼ x 1⅝ ins.	2¼ x ⅝ ins.
2322	" iron	"	"

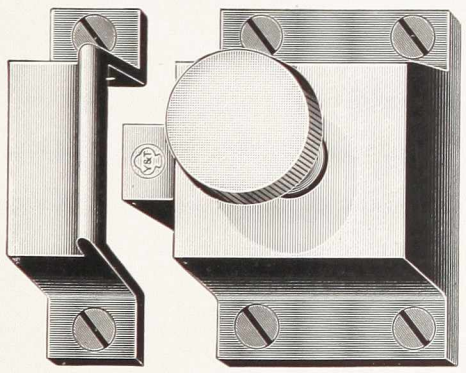

Nos. 300 and 2300
Cast bronze and iron

No.	Material	Case	Strike
300	Cast bronze	1⅝ x 1⅛ ins.	1⅝ x ½ ins.
2300	" iron	"	"

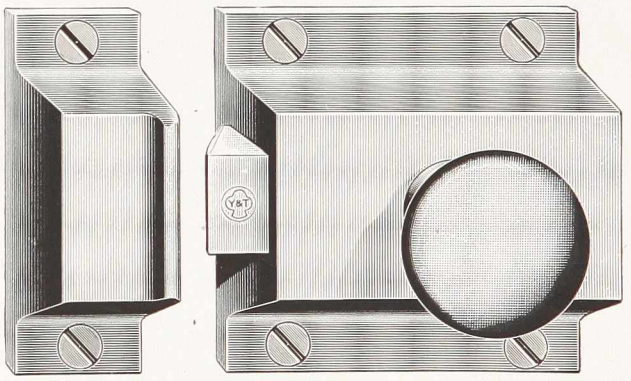

Nos. 301 and 2301
Cast bronze and iron

No.	Material	Case	Strike
301	Cast bronze	1¾ x 1¾ ins.	1¾ x ⅝ ins.
2301	" iron	"	"

1 dozen in a paper box with screws.

When ordering give list number and finish. For finishes see page 91.

Catches and Turns, Cupboard

Cuts full size

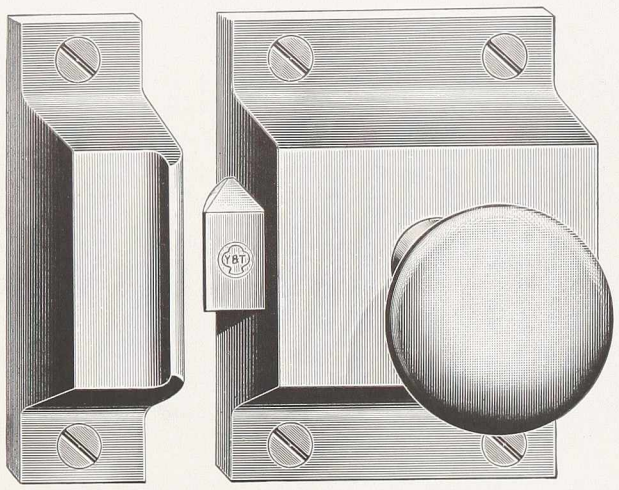

Nos. 302 and 2302
Cast bronze and iron

No.	Material	Case	Strike
302	Cast bronze	2¼ x 1⅝ ins.	2¼ x ⅝ ins.
2302	" iron	"	"



No. EF302
Cast iron

No.	Material	Case	Strike
EF302	Cast iron	2¼ x 1⅝ ins.	2¼ x ⅝ ins.

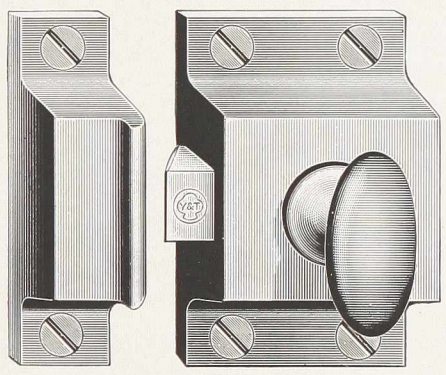

Nos. 310 and 2310
Cast bronze and iron

No.	Material	Case	Strike
310	Cast bronze	1⅝ x 1⅛ ins.	1⅝ x ½ ins.
2310	" iron	"	"

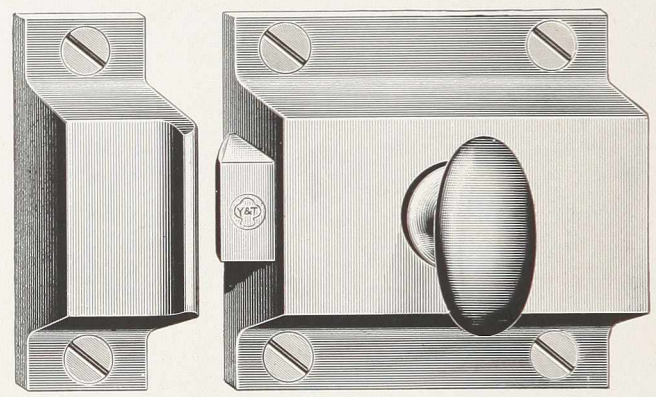

Nos. 311 and 2311
Cast bronze and iron

No.	Material	Case	Strike
311	Cast bronze	1¾ x 1¾ ins.	1¾ x ⅝ ins.
2311	" iron	"	"



Nos. 312 and 2312
Cast bronze and iron

No.	Material	Case	Strike
312	Cast bronze	2¼ x 1⅝ ins.	2¼ x ⅝ ins.
2312	" iron	"	"

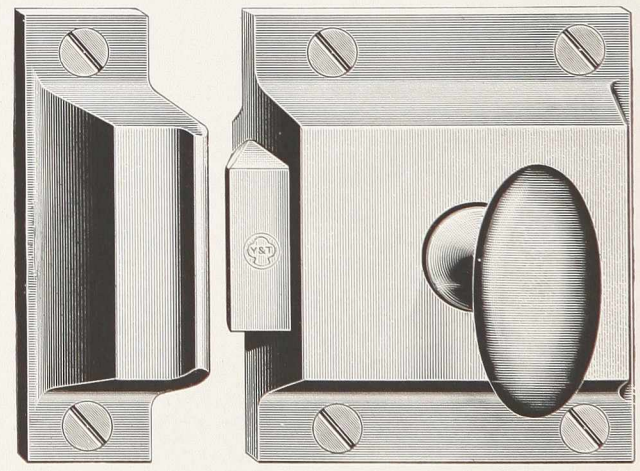

No. 315
Cast bronze

No.	Material	Case	Strike
305*	Cast bronze	2¼ x 1¾ ins.	2¼ x ⅝ ins.
315	" "	"	"

* Has round knob similar to No. 301 on page 337.

1 dozen in a paper box with screws.

YALE

When ordering give list number and finish. For finishes see page 91.

Cuts full size

Catches, French Window etc.



Nos. 350 and 2350

Cast bronze and iron

No.	Material	Case	Strike
350	Cast bronze	1½ x 1¼ ins.	1½ x ½ ins.*
2350	" iron	"	"

*Can also be furnished with mortise strikes, 1 x ½ inch, to special order.

1 dozen in a paper box with screws.



No. EF350

Cast iron

No.	Material	Case	Strike
EF350	Cast iron	1½ x 1¼ ins.	1½ x ½ ins.

1 dozen in a paper box with screws.



Nos. 352 and 2352

Cast bronze and iron

No.	Material	Case	Strike
352	Cast bronze	1¾ x 1½ ins.	1¾ x ⅝ ins.*
2352	" iron	"	"

*Can also be furnished with mortise strikes, 1¼ x ⅝ inches, to special order.

1 dozen in a paper box with screws.



No. EF352

Cast iron

No.	Material	Case	Strike
EF352	Cast iron	1⅞ x 1½ ins.	1⅞ x ⅝ ins.

1 dozen in a paper box with screws.

Elbow catches

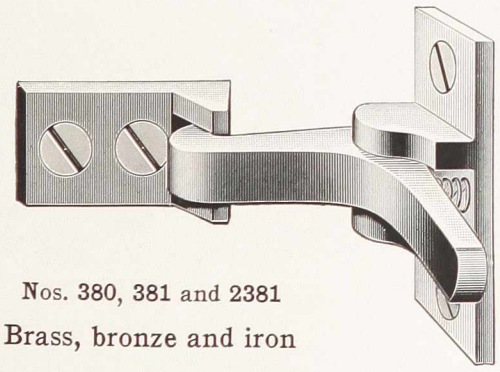

Nos. 380, 381 and 2381

Brass, bronze and iron

No.	Material	Plate	Strike
380	Brass	½ x 1½ ins.	⅞ x 5/16 ins.
381	Bronze	"	"
2381	Iron	"	"



Nos. 386, 387 and 2387

Brass, bronze and iron

No.	Material	Plate	Strike
382	Brass	½ x 1¼ ins.	⅞ x 5/16 ins.
383	Bronze	"	"
2383	Iron	"	"
386	Brass	1 x 2 ins.	1½ x ¾ ins.
387	Bronze	"	"
2387	Iron	"	"

Can be furnished with extra length of strike for recessed shelves.

3 dozen in a paper box; brass and bronze with screws.

Cuts full size

Catches, Swing arm etc.

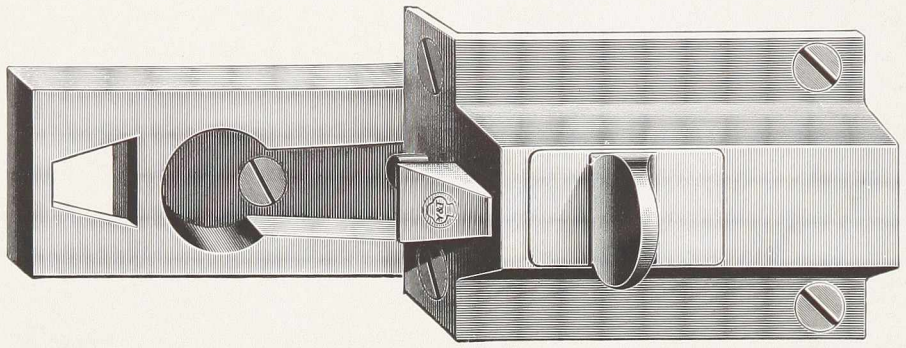

No. 399

Swing arm catches

Cast bronze

Specify hand when ordering

No.	Description
399	Catch, 1⅜ x 1⅞ x ½ inches. Strike, ¾ x 2¾ inches.

½ dozen in a paper box with screws.

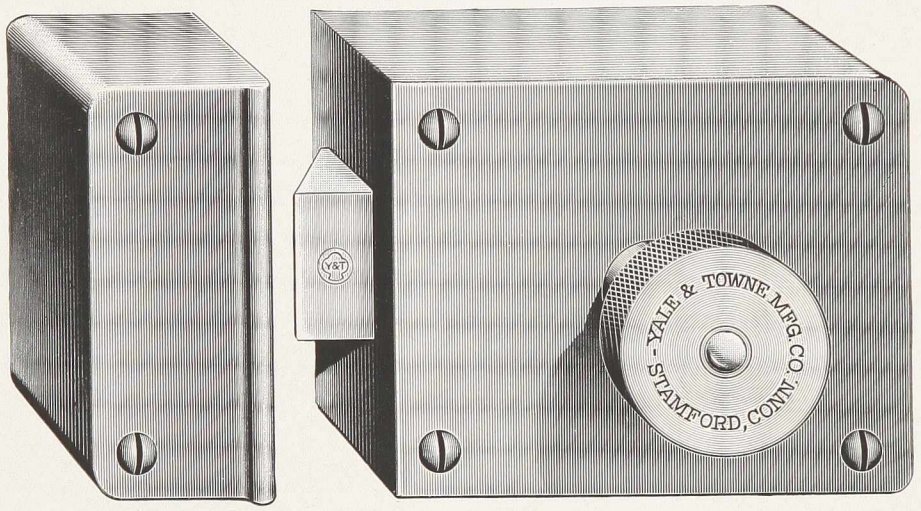

Nos. 308 and 2308

Secret gate catches

Cast bronze and iron

Case 2 x 2¾ x ¾ inches

For doors opening in of either hand. For doors opening out (reverse bevel) to order only.

Operated by lever in bottom of case.

No.	Case, bolt and strike
308	Cast bronze, buffed
2308	Cast iron, japanned

½ dozen in a paper box with screws

Transom catches

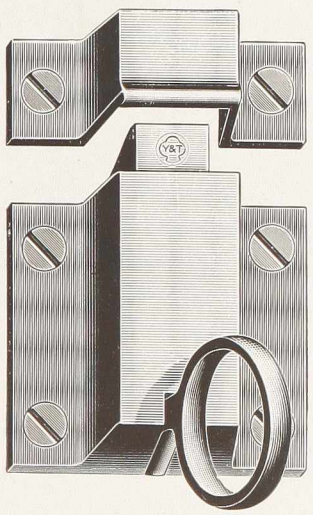

Nos. 360 and 2360

Cast bronze and iron

Case, 1¼ x 1½ inches

Strike, ½ x 1½ inches

No.	Material
360	Cast bronze
2360	Cast iron

1 dozen in a paper box with screws.



No. EF360

Cast iron

Case, 1¼ x 1⅜ inches

Strike, ⅝ x 1⅜ inches

No.	Material
EF360	Cast iron

1 dozen in a paper box with screws

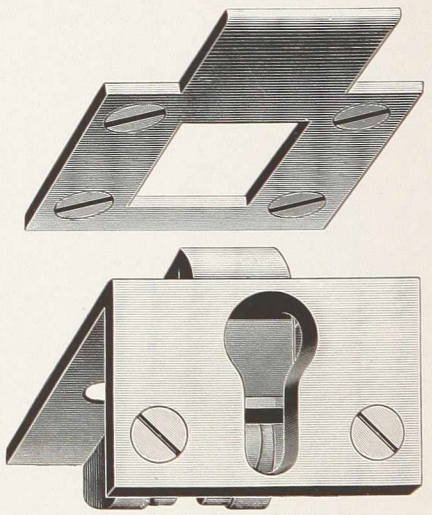

No. 370¾

Cast bronze

Case, 1⅜ x 1½ x 1 inches

Mortise strike, 1½ x 1½ inches

No.	Material
370¾	Cast bronze

Strikes furnished with lip of length to clear trim.

1 dozen in a paper box with screws.

YALE

When ordering give list number and finish. For finishes see page 91.

Cuts full size



No. 363

Cast bronze and iron

No.	Material	Case	Strike
362¾	Cast bronze	1 x 2⅛ ins.	1⅛ x ½ ins.*
2362¾	" iron	"	"
363	" bronze	1¼ x 2⅛ "	½ x 2⅛ "
2363	" iron	"	"

*Mortise strike.

1 dozen in a paper box with screws.



No. 376¾

Cast bronze

No.	Material	Case	Strike
376¾	Cast bronze	1¼ x 1⅜ x ¾ ins.	1½ x 2 ins.

Strike can be furnished with lip of any length to clear trim.

1 dozen in a paper box with screws.



No. 366

Cast bronze and iron

No.	Material	Case	Strike
366	Cast bronze	2 x 2¼ x 5/16 ins.	1 x 2¼ x 1 ins.
2366	" iron	"	"

1 dozen in a paper box with screws.



No. 374¾

Cast bronze and iron

No.	Material	Case	Strike
372¾	Cast bronze	2⅛ x 2⅛ x ⅞ ins.	⅞ x 2¼ ins.
2372¾	" iron	"	"
374¾	" bronze	1⅝ x 2⅜ x ⅞ "	1 x 2¼ "
2374¾	" iron	"	"

Strike can be furnished with lip of any length to clear trim.

1 dozen in a paper box with screws.

Cuts half size

Catches and Latches



Mortise strike



Flush rim strike

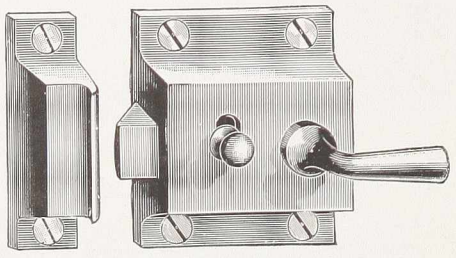

Nos. 215 and 2215



Plate and handle

Screen door catches

Cast bronze and iron

Case 2¼ x 1⅞ x ⅝ inches.
Backset 1¼ inches.
Outside plate 2¼ x ¾ inches.
Lever handle 1¼ inches.
Operation: By lever handle from both sides. Bolt may be deadlocked by stop on inside.

Cast bronze

No.		
215	Rim strike	2¼ x ⅝ inches.
216	Mortise strike	1¾ x ⅝ x ½ "
217	Flush rim strike	2¼ x ⅝ x 1⅜ "

Cast iron

No.		
2215	Rim strike	2¼ x ⅝ inches.
2216	Mortise strike	1¾ x ⅝ x ½ "
2217	Flush rim strike	2¼ x ⅝ x 1⅜ "

½ dozen sets complete in a paper box with screws.



No. 1018



No. 1019

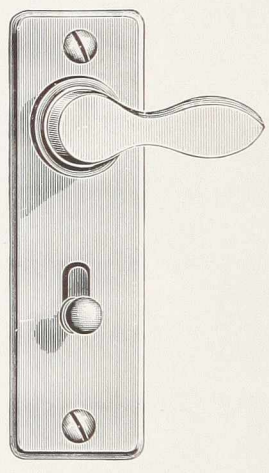

Inside plate and handle

Screen door latches

Cast bronze trim

Japanned iron case 2¼ x 1⅜ x ½ inches

Backset 1 1/16 inches.
Cast bronze front: 3¾ x 11/16 inches, for doors of either hand.
Spacings: Outside, lever handle only; inside, 1 inch.
Plain trim: 2 plates No. GN180, 4 x 1 inches, and pair lever handles No. 900, 1¾ inches.

Operation

No.	
1018	By lever handle from both sides. Bolt may be deadlocked by stop on inside.

½ dozen sets complete in a paper box with screws.

Japanned iron case 2 x 1¾ x ⅜ inches

Backset 1½ inches.
Cast bronze front: 3¾ x ¾ inches, for doors of either hand.
Spacings: Outside, lever handle only; inside, 1½ inches.
Plain trim: 2 plates No. GT181, 4¼ x 1¼ inches, ½ pair knobs No. XH32, 1½ inches, and ½ pair lever handles No. 921, 1⅝ inches.

Operation

No.	
1019	By knob from outside, by lever handle from inside. Bolt may be deadlocked by slide on inside.

1 set complete in a paper box with screws.

YALE

When ordering give list number and finish. For finishes see page 91.

Cuts half size

Catches and Latches



No. 1020 Inside plate and handle

Screen door latch

Cast bronze trim

Japanned iron case 2⅛ x 1⅞ x ½ inches

Backset 1⅛ inches.

Cast bronze front: 4¾ x 11/16 inches, for doors of either hand.

Spacing: Outside, 2 inches; inside, 1½ inches.

Plain trim: 2 plates No. GT181, 4¼ x 1¼ inches, ½ pair knobs D22, 1½ inches, and ½ pair lever handles No. 921, 1⅝ inches.

No.
1020 Operation: By knob from outside, by lever handle from inside. Bolt may be deadlocked by key from outside, by slide from inside.

1 set complete in a paper box with screws

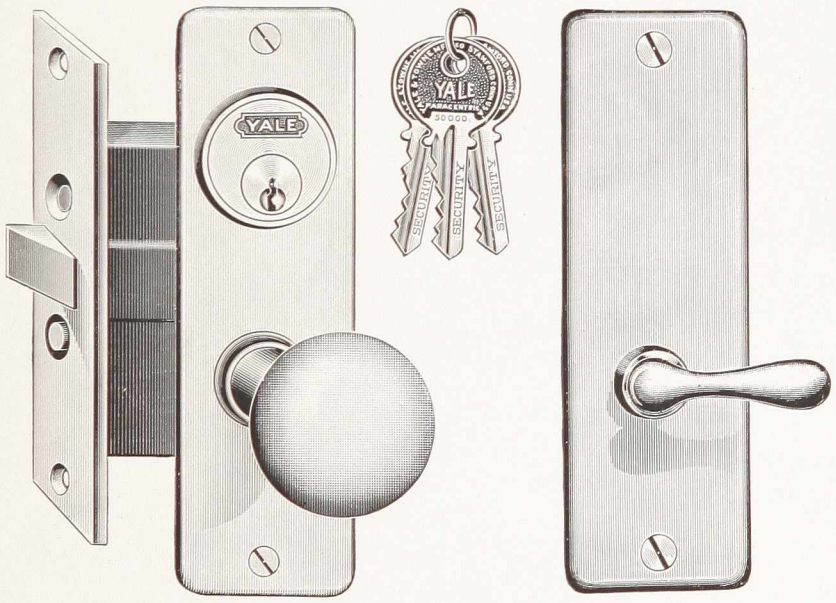

No. 763 Inside plate and handle

YALE

Screen door latch

Cast bronze trim

Japanned iron case 3 x 2¼ x ½ inches

Backset 1⅝ inches.

Cast bronze front: 4⅝ x 7⅛ inches, for doors of either hand.

Spacings: Outside, 2 inches; inside, lever handle only.

Keys: 3 paracentric, nickel-bronze, coined gold plated bows, from No. 8 blank. Three pin-tumblers. Changes, 180.

Master-keyed in one set of any number of changes usually required. all different, with a master-key to pass all locks; or in any number of sets required, each set having any number of changes, all changes different, with master-key to pass the locks in each set, and a grand master-key to pass all the locks Can be master-keyed with any other Yale locks using the same type of cylinder. For further information concerning master-keyed locks, see page 97.

Plain trim: 2 plates No. DT182, 5½ x 1⅝ inches, ½ pair knobs No. H433, 1¾ inches, and ½ pair lever handles No. 900, 1¾ inches.

No.
763 Operation: By knob from outside, by lever handle from inside. Outer knob may be set by stop in front but bolt can always be operated by key.

1 set complete in a paper box with screws.

Cylinders and Rings

Cuts full size



No. 1122, front view

Mortise cylinder used with all regular Yale pin-tumbler mortise locks and latches.



No. 1122, side view

Mortise cylinder for doors less than 3 inches.



No. 1123, side view

Mortise cylinder for doors 3 inches and over.



No. 1104, front view

Rim cylinder used with all regular Yale pin-tumbler rim locks and latches.



No. 1104, side view

Rim cylinder used with all regular Yale pin-tumbler rim locks and latches.



No. 1121, side view

Mortise cylinder used with No. 763 mortise screen door latch only.



No. 1113, side view

Case cylinder used with Yale rim latch locks, No. 86¼ series only.



No. 1114, front view

Flush tubular cylinder used with Nos. 18¼T, 042¼, 88¼T and 1718¼T.



No. 1114, side view

Flush tubular cylinder used with Nos. 18¼T, 042¼, 88¼T and 1718¼T.



No. 1120, front view

Mortise cylinder used with No. 60 mortise night latch only.



No. 1120, side view

Mortise cylinder used with No. 60 mortise night latch only.



No. 1103, front view

Rim cylinder used with Nos. 35 and 37 night latches.

No. 1102 is the same, but has flat key-way, for No. 037 rim night latch.



No. 1103, side view

Rim cylinder used with Nos. 35 and 37 night latches.

No. 1102 is the same, but has flat key-way, for No. 037 rim night latch.

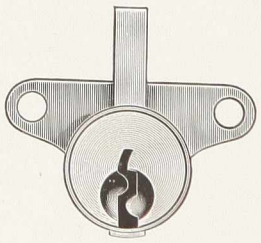

No 1110, front view

Case cylinder used with Nos. 83¼ and 84¼P Yale rim latch locks.

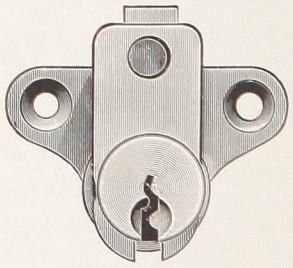

No. 1111, front view

Case cylinder used with No. 3 series Yale rim dead locks.

When ordering give list number and lock with which to be used, thickness of door and finish. For finishes see page 91.

Cuts full size

Cylinders and Rings



Nos. 1107 and 1108, front view

Dummy cylinder used on all sample plates.



No. 1107, side view

Dummy cylinder used on all sample plates.



No. 1108, side view

Dummy cylinder used on all sample plates.

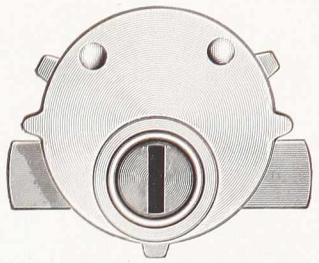

No. 1129, front view

Thumb-turn disc for all mortise locks.



No. 1101, perspective view

Tubular rim cylinder used with No. 34 series rim night latches.

No. 1100 is the same, but has flat key-way, for No. 33 series rim night latches.



No. 1993, rear view

Cylinder hole stopper, to be used where a Yale lock has been removed.



No. 1993, front view

Cylinder hole stopper to be used where a Yale lock has been removed.



No. 1135

Adjustable cylinder ring used with all regular Yale pin-tumbler mortise locks and latches. Sizes are 3/16, 1/4 and 5/16 inch. 5/16 inch size regularly packed.



No. 1132

Wrought cylinder ring used with all regular pin-tumbler rim locks and latches.



No. 1133

Cast cylinder ring: can be used with any regular Yale pin-tumbler rim or mortise locks and latches. Sizes are 1/8, 1/4, 3/8, 1/2, 5/8, 3/4 and 1 inch.



No. 1130

Wrought cylinder ring used with Nos. 35, 37 and 037 rim night latches.



Nos. 1994 and 1995

Dust-proof cylinder cover. No. 1994 for small cylinders; No. 1995 for large.



No. 1131

Wrought cylinder ring used with No. 60 mortise night latch only.

Cylinders and Rings

Cuts full size



No. QF1127 Firenze

Italian Renaissance school

Size of head, 1¼ inches



No. XLE1127

Louis XIII school

Size of head, 1⅜ inches



No. JC1127 Certosa

Italian Renaissance school

Size of head, 1½ inches



No. LF1127 Ferrara

Italian Renaissance school

Size of head, 1⅜ inches



No. MC1127 Chatillon

Louis XVI school

Size of head, 1¼ inches



No. MI1127 Imola

Italian Gothic school

Size of head, 1¼ inches



No. VC1127 Corinth

Greek school

Size of head, 1½ inches



No. KJ1133 Jena

Empire school

Size of ring, 2 inches



No. TD1133 Drouet

Louis XVI school

Size of ring, 2 inches

The possibilities of ornamenting the heads or rings of cylinders are shown in the above illustrations. These heads or rings are most appropriate for association with ornamented plates.

When ordering give list number, plate with which to be associated and finish.
For finishes see page 91.

Cuts full size

Cylinders and Rings



No. XLA1133

Mission school

Size of ring, 2 x 2 inches



No. KA1133 Alameda

Mission school

Size of ring, 1¾ x 2 inches



No. XLB1133

Mission school

Size of ring, 2 x 2 inches



No. JT1133 Tosca

Italian Renaissance school

Size of ring, 1¾ inches



No. SC1133 Colonna

Colonial school

Size of ring, 1¾ inches



No. UB1133 Bristol

Colonial school

Size of ring, 1¾ inches



No. RT1133 Trianon

Louis XVI school

Size of ring, 1¾ inches



No. XLC1133

Colonial school

Size of ring, 1¾ inches



No. XLD1133

Italian Renaissance school

Size of ring, 1⅞ inches

The possibilities of ornamenting the heads or rings of cylinders are shown in the above illustrations. These heads or rings are most appropriate for association with ornamented plates.

When ordering give list number, plate with which to be associated and finish.
For finishes see page 91.

Drawer Pulls

Cuts half size



No. EF1022

Size 1¼ x 3¼ inches

EF1022 . . . . Cast iron

3 dozen in a paper box with screws.



No. DL1022 series

Size 1¾ x 3¾ inches

DL1022 . . . Wrought bronze
GL1022 . . . . Cast bronze
FL1022 . . . . . Cast iron

1 dozen in a paper box with screws.



No. GL1020

Size 1⅛ x 3 inches

GL1020 . . . Cast bronze

1 dozen in a paper box with screws.



Nos. GL1032 and FL1032

Size ⅞ x 4¼ inches

GL1032 . . . Cast bronze
FL1032 . . . . Cast iron

1 dozen in a paper box with screws.



Nos. GL1031 and FL1031

Size ⅞ x 3¾ inches

GL1031 . . . . Cast bronze
FL1031 . . . . Cast iron

1 dozen in a paper box with screws.



Nos. GL1030 and FL1030

Size ⅞ x 3¼ inches

GL1030 . . . Cast bronze
FL1030 . . . . Cast iron

1 dozen in a paper box with screws.



No. EF1030

Size ⅞ x 3¼ inches

EF1030 . . . . Cast iron

3 dozen in a paper box with screws.



No. EF1031

Size ⅞ x 3¾ inches

EF1031 . . . . Cast iron

3 dozen in a paper box with screws.



No. EF1032

Size ⅞ x 4¼ inches

EF1032 . . . . Cast iron

3 dozen in a paper box with screws.

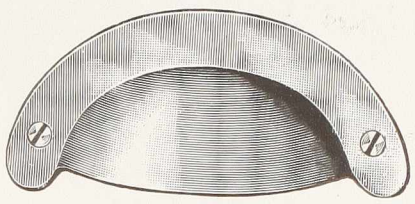

Nos. D1058 and B1058

Size 1½ x 3⅞ inches

D1058 . . . Wrought bronze
B1058 . . . Wrought steel

3 dozen in a paper box with screws.



Nos. D1057 and B1057

Size 1¼ x 3⅛ inches

D1057 . . . Wrought bronze
B1057 . . . Wrought steel

3 dozen in a paper box with screws.

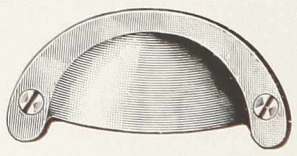

Nos. D1056 and B1056

Size 1 x 2⅝ inches

D1056 . . . Wrought bronze
B1056 . . . Wrought steel

3 dozen in a paper box with screws.

YALE

When ordering give list number and finish. For finishes, see page 91.

Cuts half size

Drawer Pulls



No. GL1063

Size 1½ x 3¾ inches

GL1063 . . . Cast bronze

1 dozen in a paper box with screws.



No. GL1062

Size 1⅜ x 3¼ inches

GL1062 . . . . Cast bronze

1 dozen in a paper box with screws.



No. GL1061

Size 1¼ x 2⅝ inches

GL1061 . . . . Cast bronze

1 dozen in a paper box with screws.



No. GL1041

Size 2 x 4⅛ inches

Opening for card 11/16 x 2¼ inches

GL1041 . . . Cast bronze

1 dozen in a paper box with screws.



No. GL1040

Size 2 x 3⅛ inches

Opening for card, ⅝ x 1¾ inches

GL1040 . . . . Cast bronze

1 dozen in a paper box with screws.



No. EF1062

Size 1⅜ x 3½ inches

EF1062 . . . . Cast iron

1 dozen in a paper box with screws.



No. EF1041

Size 2 x 3¾ inches

Opening for card, ⅝ x 1¾ inches

EF1041 . . . . Cast iron

1 dozen in a paper box with screws.



No. EF1040

Size 2¼ x 4⅛ inches

Opening for card, 11/16 x 2¼ inches

EF1040 . . . . Cast iron

1 dozen in a paper box with screws.



No. GR1092

Size 1½ x 3¼ inches

Cup, ¾ x 2½ inches

GR1092 . . . Cast bronze

1 dozen in a paper box with screws.



No. GR1099

Cast bronze plate

GR1098 . . . 1½ x 3½ ins.

GR1099 . . 1½ x 4⅝ "

1 dozen in a paper box with screws.



No. DR1099

Rolled bronze plate

DR1099 . . . 1¼ x 4 ins.

1 dozen in a paper box with screws.



No. GT1099

Cast bronze plate

GT1099 . . . . 1 x 4⅛ ins.

1 dozen in a paper box with screws.

Cuts third size

Drawer Pulls



No. XPE1061

Cast bronze

XPE1060 . . Size 1½ x 4⅛ ins.
XPE1061 . " 1⅜ x 3½ "
XPE1062 . . " 1 5/16 x 3¼ "
XPE1063 . " 1⅛ x 2⅝ "



No. XPF1099

Cast bronze

XPF1099 . Size 1½ x 6 ins.



No. XPG1099

Cast bronze

XPG1098 . . Size 1 x 4⅛ ins.
XPG1099 . " 1½ x 4⅝ "



No. XPH1099

Cast bronze

XPH1099 . . Size 1½ x 5 ins.



No. XPK1099

Cast bronze

XPK1099 . . . Size 2 x 6¼ ins.



No. XPH1089

Cast bronze

XPH1089 Bases 1½ ins. Drop 4⅜ ins.



No. HPL1098

Cast bronze

HPL1098 . . Size 3⅜ x 4⅝ ins.



No. HPL1097

Cast bronze

HPL1097 . . Size 3¼ x 4¾ ins.



No. HPL1096

Cast bronze

HPL1096 . . Size 2⅞ x 4⅛ ins.



No. XPL1099

Cast bronze

XPL1099 . . . . Size 3 x 5 ins.

1 dozen in a paper box with screws.



No. XPM1095

Cast bronze

XPM1095 . . Size 2⅞ x 3⅝ ins.



No. XPN1099¼

Cast bronze

XPN1099¼ . . Size 2⅜ x 5¾ ins

YALE

When ordering give list number and finishes. For finishes see page 91.

Cuts third size

Drawer Pulls



No. GL502
Size 1¼ x 5¾ inches
GL502 . . . . Cast bronze
FL502 . . . . Cast iron



No. GL501
Size ⅝ x 4½ inches
GL501 . . . . Cast bronze
FL501 . . . . Cast iron



No. GL500
Size ½ x 3¼ inches
GL500 . . . . Cast bronze
FL500 . . . . Cast iron



No. G1089
Size 1⅛ inch base
1 x 2¾ inch drop
G1089 . . . . Cast bronze



No. XPA1089
Size 1 inch base
1 x 2½ inch drop
XPA1089 . . . Cast bronze



No. G1074
Size ⅞ x ½ inch base
4 inch handle
G1074 . . . . Cast bronze
F1074 . . . . Cast iron



No. G1073
Cast bronze
G1072 ⅞ in. base; 2½ in. handle
G1073 ⅞ in. " ; 3 " "



No. GL1013
Cast bronze
GL1013 1 x 1 ins.
GL1014 1¼ x 1¼ "



No. GL1010
Cast bronze
GL1010 1½ x 1⅛ ins.
GL1011 1⅝ x 1¼ "



No. XPB1094
Cast bronze
Size 1⅛ inch base
XPB1094 . 1½ x 1½ in. drop



No. XPC1093
Size 2¼ x 1 inch base
2 in. diam., drop
Cast bronze
XPC1093 . . Without keyhole



No. XPC1094¼
Size 3 x 1⅜ inch base
2⅝ in. diam., drop
Cast bronze
XPC1094 . . Without keyhole
XPC1094¼ . With keyhole



No. XPC1093¼
Size 2¼ x 1 inch base
2 in. diam., drop
Cast bronze
XPC1093¼ . . . With keyhole



No. XPD1094
Size 2¼ in. diam., base
2½ x 3 inch drop
XPD1094 . Cast bronze



No. XPD1093
Size 1⅝ in. diam., base
2 x 2¼ inch drop
XPD1093 . Cast bronze



No. XPD1092
Size 1⅝ in. diam., base
1⅞ in. diam., drop
XPD1092 . Cast bronze



No. XPD1091
Size 1¼ x 1⅜ in. base
1⅜ x 1½ inch drop
XPD1091 . Cast bronze

1 dozen in a paper box with screws.

Cuts third size

When ordering give list number and finish. For finishes see page 91.

YALE

Escutcheons, Cup

Cuts half size



No. GL870



No. GL854



No. GL875



No. GL864



No. GT890

Cup escutcheons

Cast bronze

No.	Plate		Cup		For locks
GL850	6 x 2½ ins.		3¼ x 1⅝ x 5/16 ins.		All sliding door
GL854	8 x 3	"	4½ x 1⅝ x 5/16	"	" " "
GL864	4½ x 1¼	"	3¼ x 1 x ⅜	"	5710
GL865	"	"	"	"	5708 series
GL870	10 x 3½	"	6⅛ x 3 x ½	"	1734¼ and 1744 out
GL871	"	"	"	"	1745 out
GL874	8 x 3	"	5½ x 2½ x ½	"	1737¼ out and in
GL875	"	"	"	"	1747 series, out and in
GL876	"	"	5½ x 2½ x 5/16	"	5876 out and in
GL877	"	"	5½ x 2½ x ½	"	1703 out and in
GL879	"	"	"	"	1734¼ in
GL880	6 x 2½	"	3¼ x 1⅝ x 5/16	"	1500, 1502, 1503 and 1505 series
GT890*	4½ x 2	"	4 x 1⅝ x ⅝	"	All sliding door

*Can be used with glass plate.

The above are furnished to be attached "Rim"; if wanted to be set in "Flush," order must so specify, also thickness of door must be given.



No. GL876



No. GL850

When ordering give list number, thickness of door and finish. For finishes see page 91.

Cuts half size

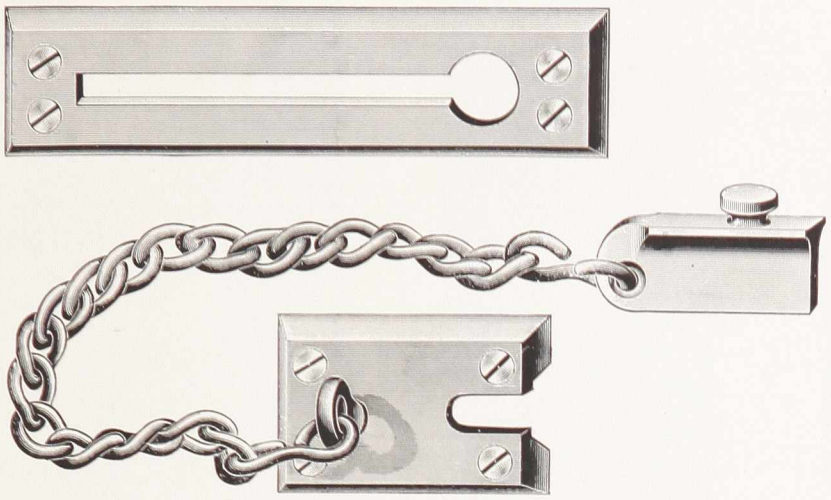

Nos. 125 and 2125

Chain door fasteners

Cast bronze and iron

With 9 inches of German curb chain

No.	Material	Plate	Guard
125	Cast bronze	1⅜ x 5⅞ ins.	1⅜ x 2 ins.
2125	" iron	1⅜ x 5¾ "	"
EF125	" "	" "	"
122	" bronze	1½ x 5½ "	1⅜ x 2¼ "

½ dozen in a paper box with screws.



Fig. 1

Single link of cast bronze chain, Fig. 1.

With 9 inches of cast bronze chain, fig. 1

No.	Material	Plate	Guard
123	Cast bronze	1½ x 5½ ins.	1⅜ x 2¼ ins.

½ dozen in a paper box with screws.





No. EF125



Fig. 2

Single link of cast bronze chain, Fig. 2.

With 9 inches of cast bronze chain, fig. 2

No.	Material	Plate	Guard
124	Cast bronze	1½ x 5½ ins.	1⅜ x 2¼ ins.

½ dozen in a paper box with screws.



No. 122

Cellar window fastener

Enameled iron

No.	Description
2989	Plate, 2 x 1 inches. Lever, 2 inches. Handle, 3⅝ x ⅝ inches.

2 dozen in a paper box with screws.

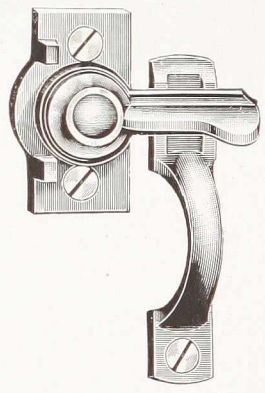

No. 2989

Handles, Store Door

Cuts half size



No. DT13110



No. DR11110



No. DR11310



No. DR13710½

Store door handles

Wrought and rolled bronze and steel

No.	Material	Size	Grip
DT 13110	Wrought reversed bronze	12 x 3 ins.	4⅛ ins.
BT 13110	" " steel	"	"
DR11110	Solid rolled bronze	13 x 2½ ins.	4⅛ ins.
BR11110	" " steel	"	"
DR11310	Solid rolled bronze	13 x 2½ ins.	4⅛ ins.
BR11310	" " steel	"	"
DR13710½	" " bronze	14 x 3 ins.	3⅝ ins.
BR13710½	" " steel	"	"

For store door locks which may be associated with these handles, see page 231.

YALE

When ordering give list numbers of handle and lock and finish. For finishes see page 91.

Cuts half size

Handles, Store Door



No. DR11114



No. DR11314



No. GR10114



No. GR10314

Store door handles

Cast and rolled bronze and rolled steel

No.	Material	Size	Grip
DR11114	Solid rolled bronze	13 x 2½ ins.	4⅛ ins.
BR11114	" " steel	"	"
DR11314	" " bronze	"	"
BR11314	Solid rolled steel	13 x 2½ ins.	4⅛ ins.
GR10114	Cast bronze	13½ x 2¼ "	4¾ "
GR10314	" "	"	4⅛ "

For store door locks which may be associated with these handles, see pages 229 and 230.

When ordering give list numbers of handle and lock and finish. For finishes see page 91.

YALE

Cuts half size

Handles, Store Door



No. GR13114



No. GR13314



No. GR23214



No. GR23414

Store door handles

Cast bronze and iron

No	Material	Size	Grip	No.	Material	Size	Grip
GR13114	Cast bronze	13½ x 3 ins.	4⅛ ins.	GR23414	Cast bronze	15 x 3 ins.	6½ ins.
GR13314	" "	"	"	FR23414	" iron	"	"
GR23214	" "	15 x 3 "	"				

For store door locks which may be associated with these handles, see pages 229 and 230.

When ordering give list numbers of handle and lock and finish. For finishes see page 91.

Cuts half size

Handles, Store Door



No. GR23114



No. GR23314



No. GR23314S



No. GT23514

Store door handles

Cast bronze

No.	Material	Size	Grip	No.	Material	Size	Grip
GR23114	Cast bronze	15 x 3 ins.	4⅛ ins.	**GR23314S**	Cast bronze	15 x 3 ins.	6¼ ins.
GR23314	" "	"	6¼ "	**GT23514**	" "	"	6⅝ "

For store door locks which may be associated with these handles, see pages 229 and 230.

Cuts half size

When ordering give list numbers of handle and lock and finish. For finishes see page 91.

YALE

Handles, Store Door

Cuts half size



No. GT23614



No. GT23414



No. GT23514



No. GR35214

Store door handles: Cast bronze and rolled steel

No.	Material	Size	Grip
GT 23614	Cast bronze	15 x 3 ins.	4 ins.
GT 23414	" "	"	6½ "
GT 23514	" "	"	5⅝ "
GR35214	" "	16 x 3⅝ ins.	4½ "

No.	Material	Size	Grip
GR47514	Cast bronze	18 x 4 ins.	5⅝ ins.
BL57114	Solid rolled steel	20 x 4 "	5 "
XBL57114*	" " "	"	5 "
GN45113	Cast bronze	18 x 3½ ins.	4⅛ "

* Attached by hexagon head bolts. Always give thickness of door.

For illustrations of above handles see opposite page.

For store door locks which may be associated with these handles, see pages 229 and 230.

YALE

When ordering give list numbers of handle and lock and finish. For finishes see page 91.

Cuts half size

Handles, Store Door



No. GR47514



No. XBL57114



No. GN45113

Cuts half size

For description see opposite page.

YALE

Handles, Store Door

Cuts third size



No. EA314 Arno
Italian Renaissance



No. RL314 Libourne
Byzantine school



No. IT314 Torcello
Byzantine school



No. YA314 Ancona
Italian Renaissance

Store door handles

Cast bronze and iron

No.	Material	Size	Grip	No.	Material	Size	Grip
EA314	Cast iron	17½ x 3 ins.	5¼ ins.	**IT314**	Cast bronze	20¾ x 3¾ ins.	6¾ ins.
RL314	" bronze	20⅝ x 3¾ "	6¾ "	**YA314**	" "	23¾ x 4⅛ "	6¾ "

For store door locks which may be associated with these handles, see pages 229 and 230.

YALE

When ordering give list numbers of handle and lock and finish. For finishes see page 91.

Cuts third size



Lock 428 with TM4534 "Mystic" Handle; D35 knob and plate with thumb-turn as inside trim.

Tri-plate Store Door Handles

A recent and attractive variation from the combined escutcheon plate

ALMOST since the introduction of the "Combined Store Door Lock and Latch" it has been the custom to use therewith a trim consisting, on each side, of an elongated escutcheon plate carrying on its lower part the handle or grip, and containing in its upper part the keyhole or cylinder.

In place of this the three-part trim illustrated on the following pages has recently come into vogue and is frequently preferred.

This style of handle and trim can be used on any lock in which the latch bolt is arranged for operation by a thumb-piece. It is most commonly used on the entrance doors of stores and public buildings, but is also frequently used on the entrance doors of fine residences, especially those of country houses and on interior doors of Colonial residences.

On the outside the trim consists of three ornamental plates, one surrounding the cylinder head, and the other two serving to support the handle or grip; on the inside the same trim may be repeated, or may be replaced by a combined escutcheon plate carrying either a grip with thumb-piece or a knob. The illustration on this page shows the latter arrangement.

Among the locks with which the tri-plate handles may be associated are:

Pin-tumbler type No. 428 series (page 229) and Nos. 414¼, and 472¼ series (page 230).

Lever-tumbler type, No. 410 series (page 229).

YALE

Handles, Store Door

Cuts half size

















Tri-plate handles

Cast bronze

No. KA1534 Alameda

Mission school

Length over all	12⅛ ins.
Cylinder plate	2 x 2 "
Top plate	2¾ x 2⅛ "
Bottom plate	1⅝ x 1⅝ "
Grip	5 "

No. RP1534 Pueblo

Mission school

Length over all	12⅜ ins.
Cylinder plate	2 x 1⅞ "
Top plate	2½ x 2 "
Bottom plate	1⅝ x 1½ "
Grip	5 "

No. UT1634 Taunton

Colonial school

Length over all	13 ins.
Cylinder plate	2½ x 2 "
Top plate	3⅛ x 2 "
Bottom plate	2 x 2 "
Grip	5 "

No. UT2634 Taunton

Colonial school

Length over all	13¾ ins.
Cylinder plate	2½ x 2 "
Top plate	3⅛ x 2 "
Bottom plate	2 x 2 "
Grip	5¾ "

For store door locks which may be associated with these handles, see pages 229 and 230.

When ordering give list numbers of handle and lock and finish. For finishes see page 91.

Cuts half size

Handles, Store Door

















Tri-plate handles

Cast bronze

No. LK2534 Kendall

Colonial school

Length over all	12⅞ ins.
Cylinder plate	2¼ x 2 "
Top plate	3¼ x 2¼ "
Bottom plate	2⅛ x 1⅞ "
Grip	5 "

No. TM1534 Mystic

Colonial school

Length over all	13 ins.
Cylinder plate	2¼ ins. dia.
Top plate	2¼ " "
Bottom plate	1⅝ " "
Grip	5¾ ins.

No. TM1534½ Mystic

Colonial school

Length over all	12⅞ ins.
Cylinder plate	2¼ ins. dia.
Top plate	2¼ " "
Bottom plate	1⅝ " "
Grip	5½ ins.

No. TM4534 Mystic

Colonial school

Length over all	14¾ ins.
Cylinder plate	2⅜ ins. dia.
Top plate	2¾ " "
Bottom plate	2⅛ " "
Grip	6¾ ins.

For store door locks which may be associated with these handles, see pages 229 and 230.

When ordering give list numbers of handle and lock and finish. For finishes see page 91.

YALE

Cuts half size

Handles, Store Door











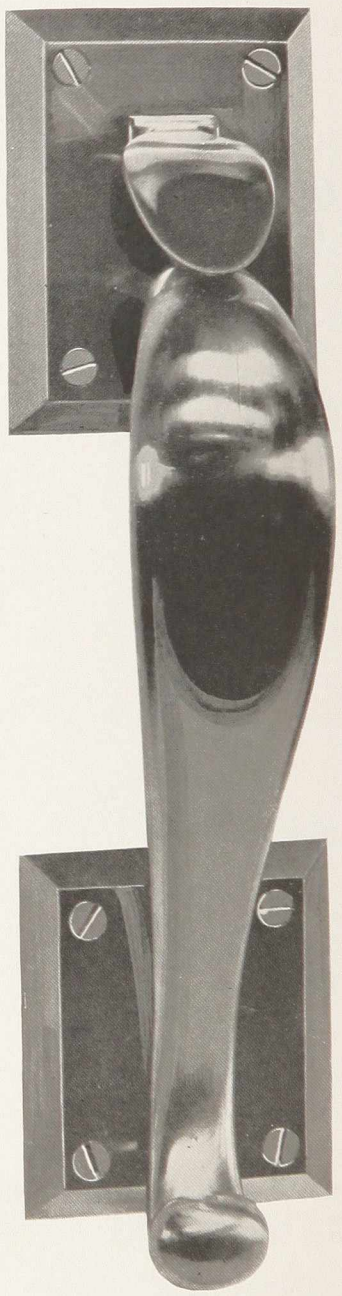

Tri-plate handles

Cast bronze

No. PN2534 Newport

Colonial school

Length over all	13 ins.
Cylinder plate	2⅜ x 2⅜ "
Top plate	2⅜ x 2⅜ "
Bottom plate	1⅝ x 1⅝ "
Grip	5¾ "

*For *inside* trim of lock No. 482 series only.

No. PN4534 Newport

Colonial school

Length over all	14¾ ins.
Cylinder plate	2½ x 2½ "
Top plate	2¾ x 2½ "
Bottom plate	1¾ x 1¾ "
Grip	6⅝ "

No. TS6544 Stonington*

Colonial school

Length over all	15¾ ins.
Cylinder plate	3⅛ x 2¾ "
Top plate	3⅝ x 2¾ "
Bottom plate	3⅛ x 2¾ "
Grip	6¾ "

For store door locks which may be associated with these handles, see pages 229 and 230.

YALE

When ordering give list numbers of handle and lock and finish. For finishes see page 91.

Cuts half size

Handles, Store Door



No. TS6534
Stonington Design

Colonial school

Length over all	15¾	inches
Cylinder plate	3⅛ x 2¾	"
Top plate	3⅝ x 2¾	"
Bottom plate	3⅛ x 2¾	"
Grip	6¾	"





No. TS9534

No. TS9534
Stonington Design

Colonial school

Length over all	21	inches
Cylinder plate	2⅝ x 2⅝	"
Top plate	5¼ x 2⅝	"
Bottom plate	4¾ x 2⅝	"
Grip	10	"

For store door locks which may be associated with these handles, see pages 229 and 230.



No. TS6534

When ordering give list numbers of handle and lock and finish. For finishes see page 91.

Cuts half size

Handles, Store Door









No. IE8234 Endicott



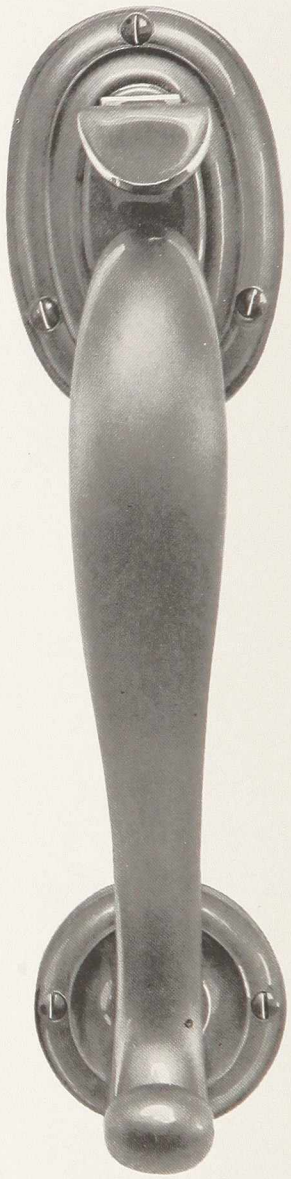

Tri-plate handles

Cast bronze

No.	No. JD4534 Dedham	No. SB5534 Braintree

IE8234 Endicott: Colonial school; length over all, 19 inches; cylinder plate, 2¾ x 2¾ inches; top plate, 3½ x 2¾ inches; bottom plate, 2¾ x 2¾ inches; grip, 10 ins.

JD4534 Dedham: Colonial school; length over all, 15 inches; cylinder plate, 2½ x 2½ inches; top plate, 3 x 2⅝ inches; bottom plate, 2⅛ x 2⅛ inches; grip, 6¾ inches.

SB5534 Braintree: Colonial school; length over all, 15⅝ inches; cylinder plate, 2½ inches diameter; top plate, 4 x 2⅝ inches; bottom plate, 2½ inches diameter; grip, 6¾ inches.

For store door locks which may be associated with these handles, see pages 229 and 230.

YALE

When ordering give list numbers of handle and lock and finish. For finishes see page 91.

Cuts half size

Handles, Store Door









No. NK5534 Nimes

Romanesque school

Length over all	15¾ ins.
Cylinder plate	2⅛ x 2⅛ "
Top plate	3⅜ x 2¾ "
Bottom plate	2¾ x 2¾ "
Grip	6¾ "



No. OR5534 Roanoke

Colonial school

Length over all	15¾ ins.
Cylinder plate	2⅛ x 2⅛ "
Top plate	3⅜ x 2¾ "
Bottom plate	2¾ x 2¾ "
Grip	6¾ "



No. RW5534 Winthrop

Colonial school

Length over all	15¾ ins.
Cylinder plate	2⅛ x 2⅛ "
Top plate	3⅜ x 2¾ "
Bottom plate	2¾ x 2¾ "
Grip	6¾ "

For store door locks which may be associated with these handles, see pages 229 and 230.

When ordering give list numbers of handle and lock and finish. For finishes see page 91.

YALE

Handles, Store Door

Cuts half size

















Tri-plate handles

Cast bronze

No. SC2234 Colonna

Colonial school

Length over all	13⅞ ins.
Cylinder plate	2 x 2 "
Top plate	3 x 2 "
Bottom plate	2 x 2 "
Grip	6 "

No. JH3634 Hingham

Colonial school

Length over all	13½ ins.
Cylinder plate	2 x 2 "
Top plate	3⅜ x 2 "
Bottom plate	2 x 2 "
Grip	5⅝ "

No. PF2634 Fairfax

Colonial school

Length over all	13⅝ ins.
Cylinder plate	2 x 2 "
Top plate	3 x 2 "
Bottom plate	2 x 2 "
Grip	5⅝ "

No. VC5234 Corinth

Greek school

Length over all	14¼ ins.
Cylinder plate	1¾ ins. dia.
Top plate	3⅞ x 2½ ins.
Bottom plate	3⅞ x 2½ "
Grip	5¼ "

For store door locks which may be associated with these handles, see pages 229 and 230.

When ordering give list numbers of handle and lock and finish. For finishes see page 91.

Cuts half size

Handles, Store Door















Tri-plate handles

Cast bronze

No. SV2734 Vigo

L'Art Nouveau school

Length over all	12 ins.
Cylinder plate	2¼ x 2⅛ "
Top plate	4¾ x 2⅛ "
Bottom plate	2 x 1⅝ "
Grip	3¼ "

No. SV2734½ Vigo*

L'Art Nouveau school

Length over all	12⅛ ins.
Cylinder plate	2¼ x 2⅛ "
Top plate	4¾ x 2⅛ "
Bottom plate	2 x 1⅝ "
Grip	3⅜ "

No. QM3634½ Monceaux*

Louis XVI school

Length over all	13⅝ ins.
Cylinder plate	2⅛ dia.
Top plate	3⅜ x 2⅛ "
Bottom plate	2¼ x 1⅝ "
Grip	5⅛ "

No. ON8634½ Navarro*

Louis XV school

Length over all	17½ ins.
Cylinder plate	3 x 2¼ "
Top plate	6⅜ x 3¼ "
Grip	8 "

* Specify hand when ordering.

For store door locks which may be associated with these handles, see pages 229 and 230.

Handles, Store Door

Cuts half size



No. JU7834 Uzzano*

Italian Renaissance school

Length over all	16⅜ ins.
Cylinder plate	2⅝ x 3 "
Top plate	6½ x 3⅜ "
Grip	7 "

*Specify hand when ordering.



No. LO7634 Oporto

French Renaissance school

Length over all	15⅞ ins.
Cylinder plate	2⅞ x 2⅜ "
Top plate	6⅛ x 3⅜ "
Grip	7⅜ "



No. KO5234½ Ortomaro*

Italian Renaissance school

Length over all	15⅛ ins.
Cylinder plate	3¼ x 2½ "
Top plate	5½ x 3 "
Bottom plate	3¾ x 2¾ "
Grip	5⅝ "

For store door locks which may be associated with these handles, see pages 229 and 230.

When ordering give list numbers of handle and lock and finish. For finishes see page 91.

Cuts half size

Handles, Store Door



No. US1421
Staunton
Colonial school



No. RE1541
Egmont
Colonial school



No. LQ1641
Quinton
Colonial school



No. IS1241
Sconset
Colonial school



No. QY1221
Yatton
Colonial school

For interior doors of Colonial houses and light store doors

Cast bronze and brass

No.	Design	Length over all	Key plate	Top plate	Bottom plate	Grip
US1421	Staunton	9⅞ inches	1⅞ x 1⅛ inches	. . . . .	7½ x 2⅛ inches	3⅝ inches
RE1541	Egmont	8¾ "	1½ x 1¼ "	2¼ x 1¾ inches	1⅛ x ¾ "	3¾ "
LQ1641	Quinton	8⅝ "	1⅛ x 1⅝ "	2 x 2 "	¾ x 1⅛ "	3¾ "
IS1241	Sconset	10 "	1½ x 1⅜ "	1½ x 1⅜ "	1½ x 1⅜ "	4½ "
QY1221	Yatton	10½ "	1½ x 1⅜ "	. . . . .	8 x 1¾ "	3⅞ "

On pages 362 and 363 will be found 4 additional handles which are furnished with appropriate key plates. When so furnished the list numbers are as follows: KA1541 Alameda, RP1541 Pueblo, UT1641 Taunton, and LK2541 Kendall.

For locks which may be associated with these handles, see page 229.

When ordering give list numbers of lock and handle and finish. For finishes see page 91.

YALE

Hinge Plates and Straps

ON the following pages are shown examples from our extensive line of hinge plates and straps in various schools. Additional plates and straps will be found listed with the designs.

Correspondence is invited regarding the production of plates for special conditions.

The outline of door shown below illustrates the application of various types of hinge plates and straps, both right and left hand: thus Fig. 1 is a left hand top plate or a right hand bottom plate, etc.

Figs. 6 and 7 illustrate "offset and return."

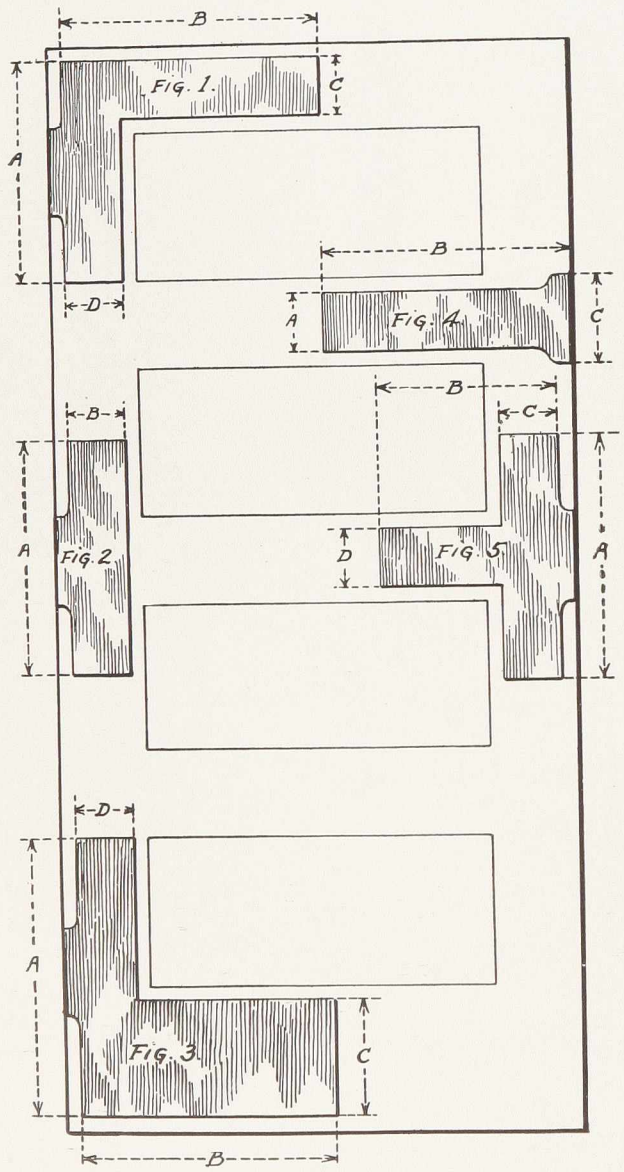

Showing application of various types of hinge plates and straps to a door.

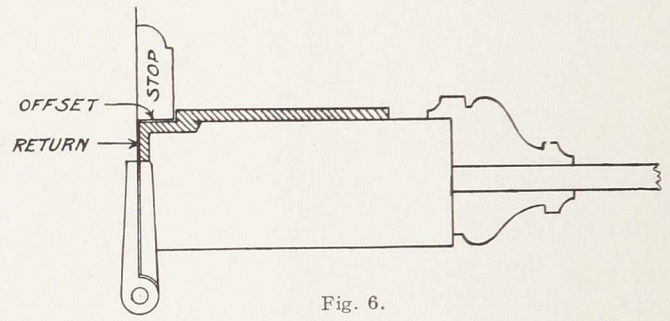

Fig. 6.
Sectional view of hinge plate with offset and return: applied with butt.

Fig.	Description	List Nos.
1.	Top and bottom hinge plate	1950 to 1952
2.	Middle hinge plate: vertical	1969
3.	Bottom hinge plate *only*	1953 to 1955
4.	Hinge strap: horizontal	1960 to 1965
5.	Middle hinge plate with arm	1966 to 1968

Corner hinge plates are similar to figs. 1 and 3 but without projection for butt . . 1973 to 1975

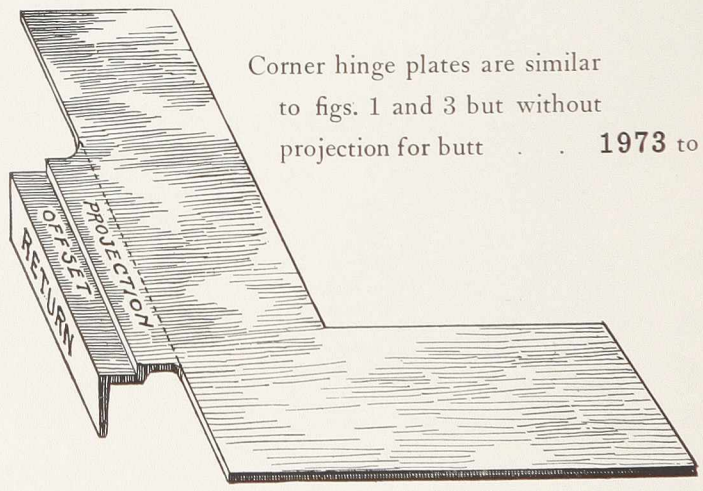

Fig. 7.
Hinge plate with offset and return.

When ordering the following information must be given: Dimensions of "A", "B", "C" and "D"; dimensions of "offset and return" and the size of butt with which to be used. See Figs. 6 and 7.

YALE

Hinge Plates

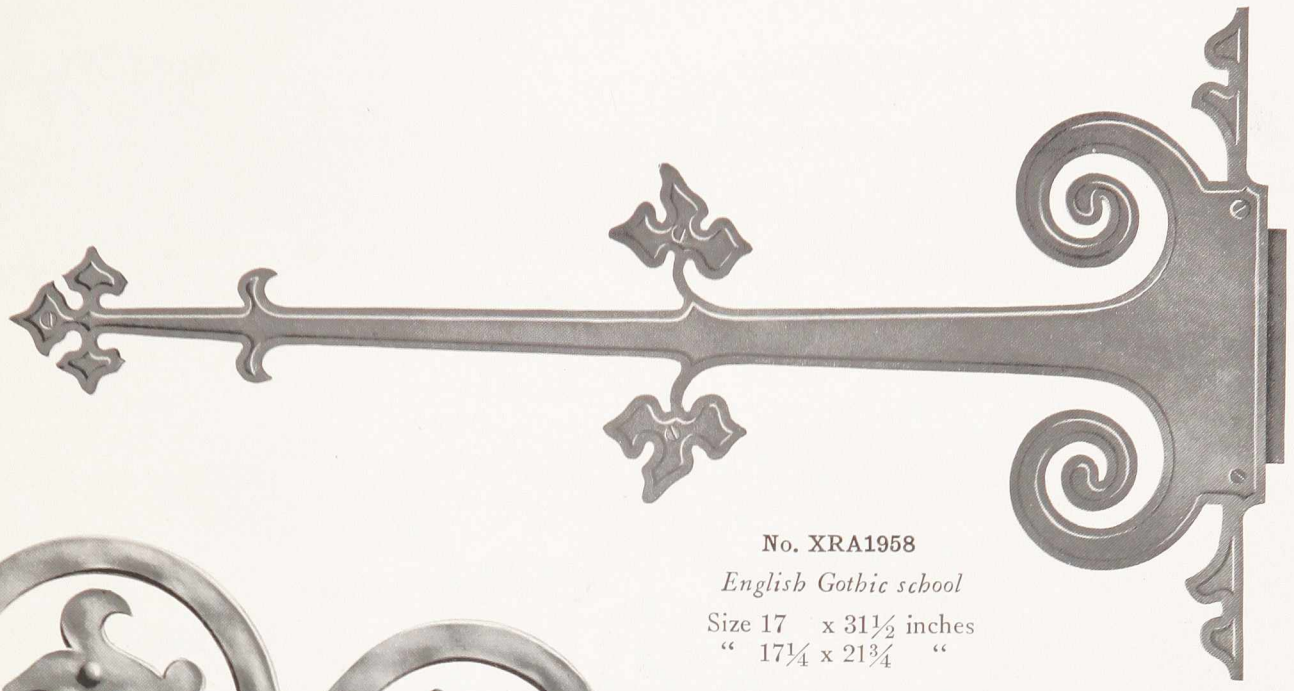

No. XRA1958
English Gothic school
Size 17 x 31½ inches
" 17¼ x 21¾ "

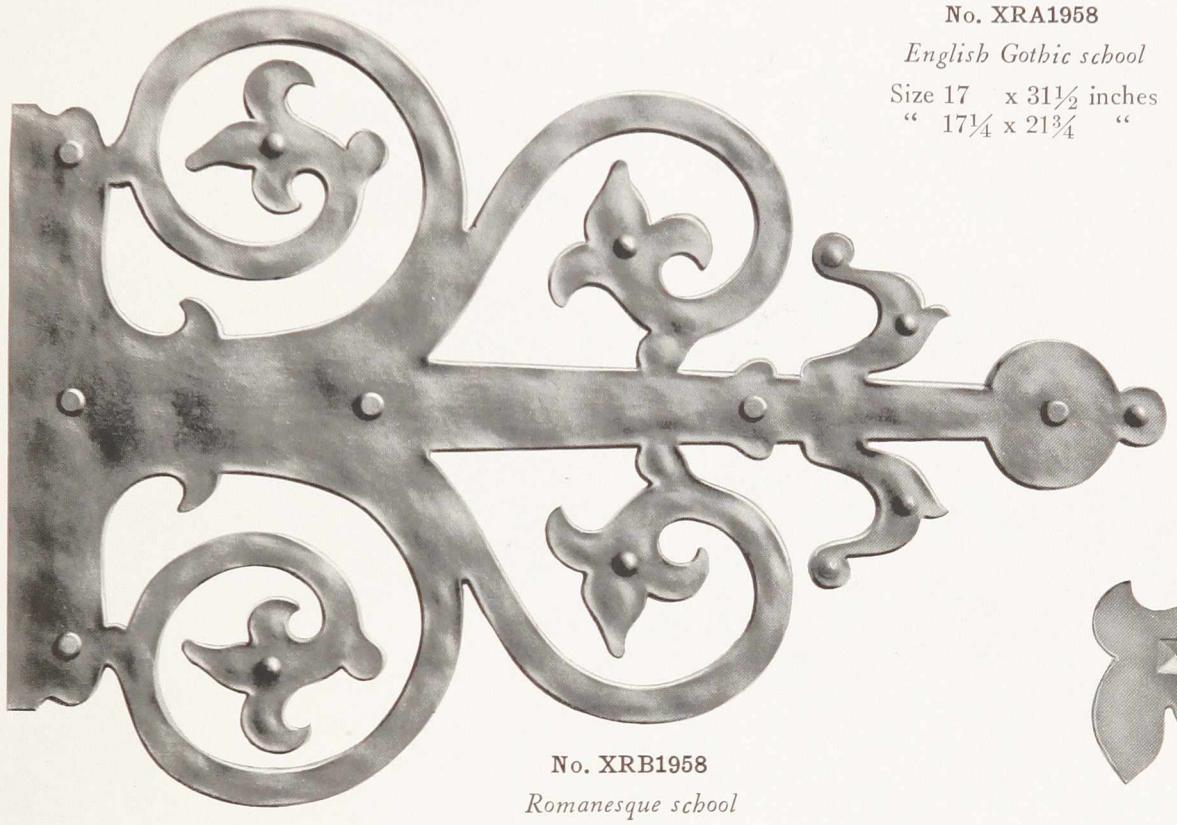

No. XRB1958
Romanesque school
Size 24⅜ x 35 inches

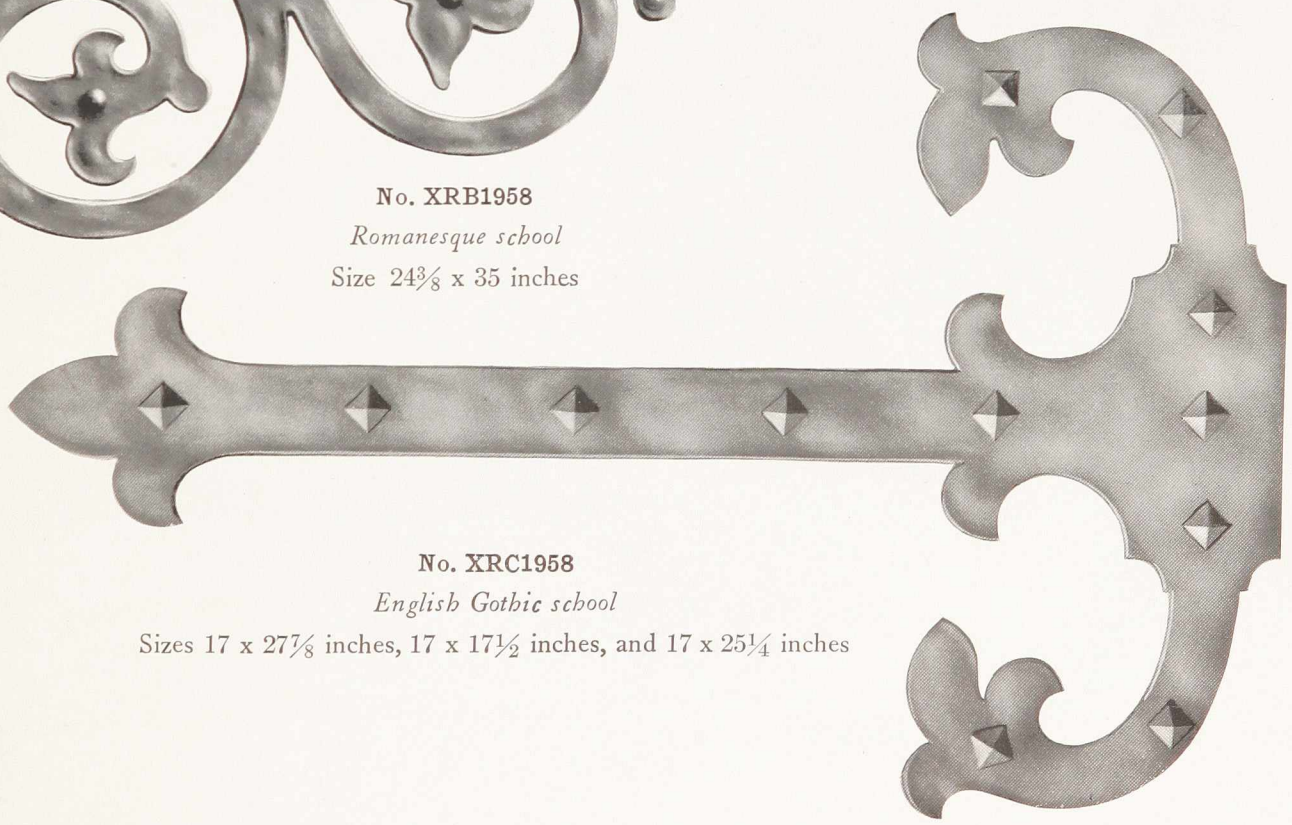

No. XRC1958
English Gothic school
Sizes 17 x 27⅞ inches, 17 x 17½ inches, and 17 x 25¼ inches

When ordering give list number, information called for on page 372 and finish.
For finishes see page 91.

Hinge Plates



No. XRD1958
Romanesque school
Size 7 x 34⅝ inches



No. XRE1958
Romanesque school
Size 19⅝ x 33 inches



No. XRF1958
German Gothic school
Size 16½ x 29⅛ inches

When ordering give list number, information called for on page 372 and finish.
For finishes see page 91.

YALE

Hinge Plates

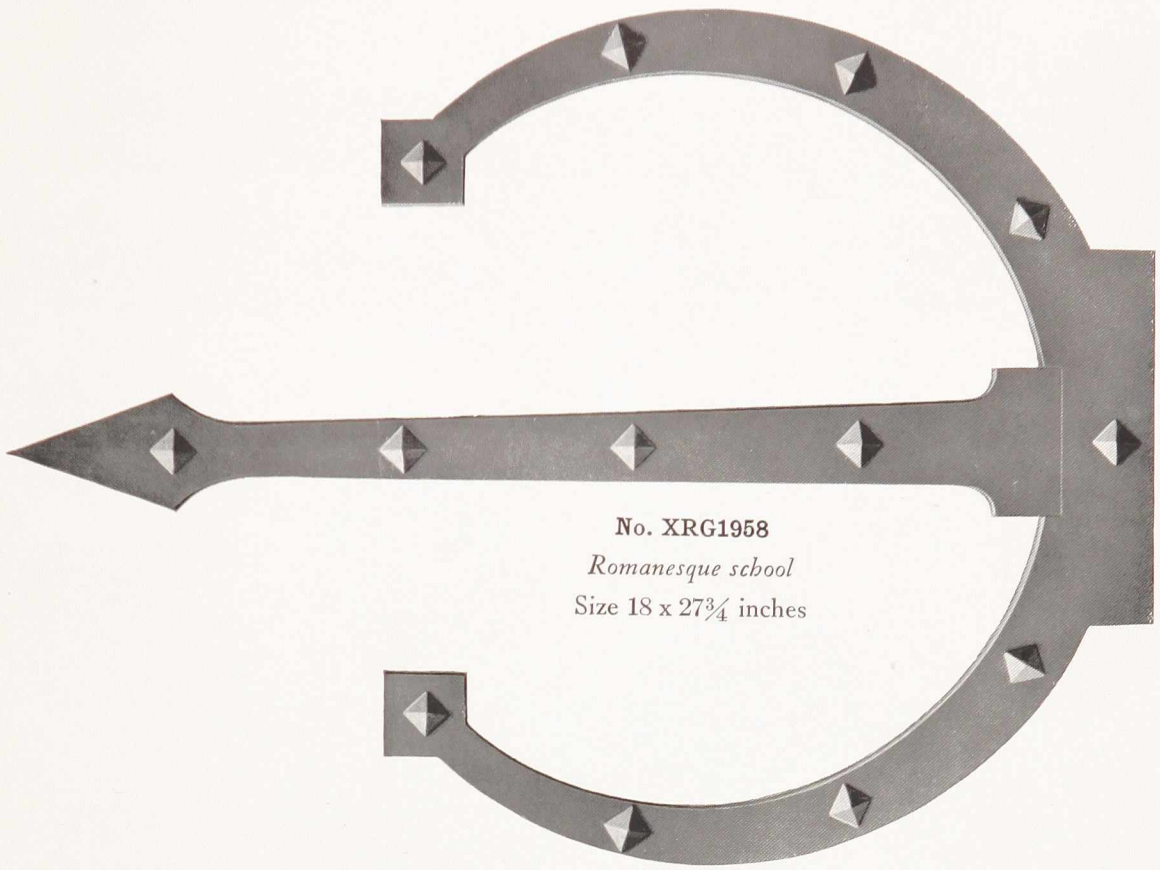

No. XRG1958
Romanesque school
Size 18 x 27¾ inches



No. XRH1958
Romanesque school
Size 13¼ x 26⅝ inches



No. XRK1958
German Gothic school
Size 18⅛ x 28¼ inches

When ordering give list number, information called for on page 372 and finish.
For finishes see page 91.

Hinge Plates



No. XRL1965
Romanesque school
Sizes 7¾ x 28¼ inches and 7¾ x 34¼ inches

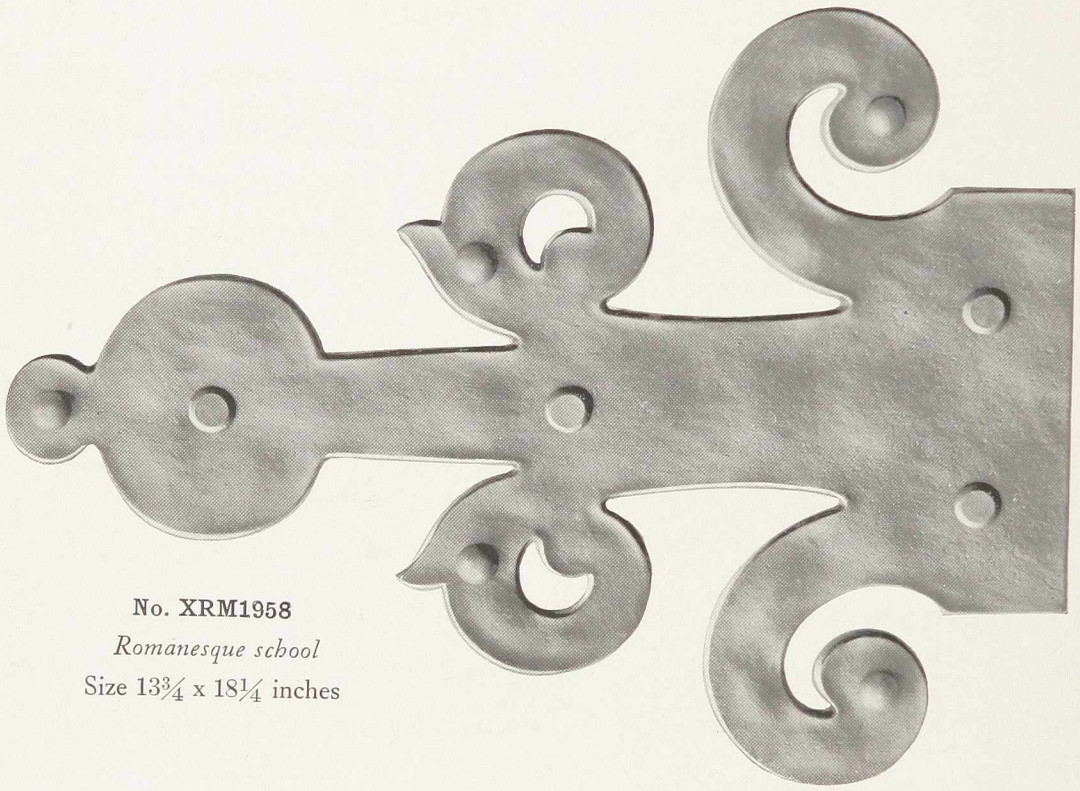

No. XRM1958
Romanesque school
Size 13¾ x 18¼ inches

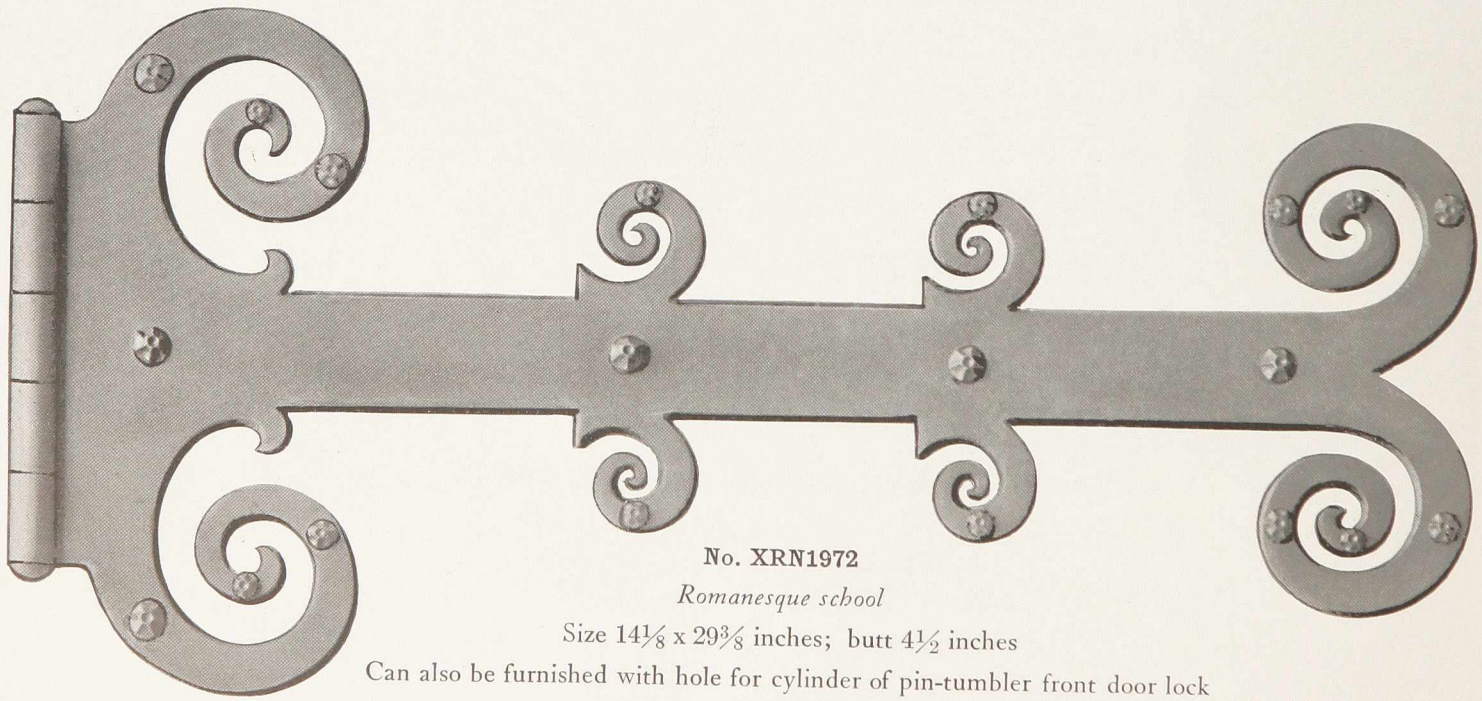

No. XRN1972
Romanesque school
Size 14⅛ x 29⅜ inches; butt 4½ inches
Can also be furnished with hole for cylinder of pin-tumbler front door lock

When ordering give list number, information called for on page 372 and finish.
For finishes see page 91.

Hinge Plates



No. XRP1958
Romanesque school
Size 17⅝ x 27 inches



No. XRS1958
Romanesque school
Size 23¾ x 26¾ inches



No. XRT1958
Romanesque school
Sizes 13 x 24⅞ inches and 13 x 35⅛ inches

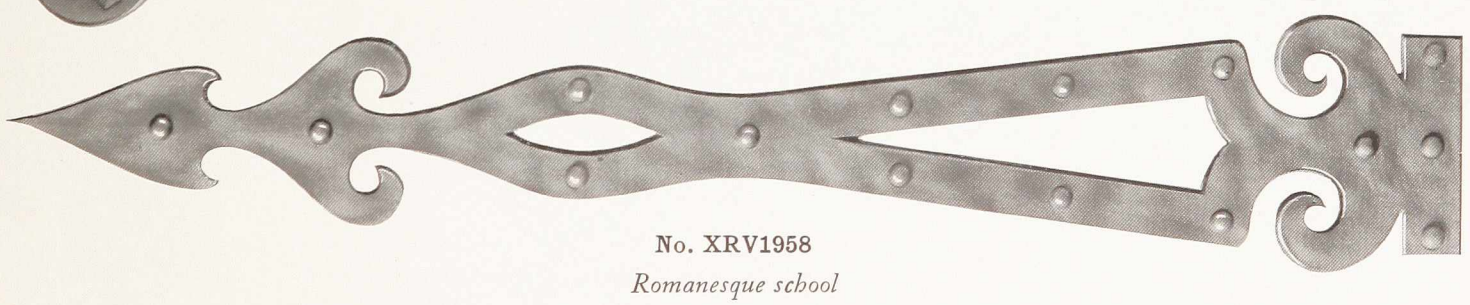

No. XRV1958
Romanesque school
Size 7⅛ x 39¼ inches

When ordering give list number, information called for on page 372 and finish.
For finishes see page 91.

Hinge Plates



No. XSA1975*
Romanesque school
Size 20½ x 30⅞ x 5⅜ inches

No. XSA1958 middle hinge plate
Size 21 x 5¼ inches

No. XSB1958
German Gothic school
Size 15⅜ x 21 inches



No. XSC1958
Romanesque school
Sizes 5 x 23¼ inches and 6 x 28⅝ inches



No. XSD1958
French Gothic school
Size 9⅜ x 27⅜ inches

*Specify hand when ordering.

When ordering give list number, information called for on page 372 and finish.
For finishes see page 91.

Hinge Plates



No. XSE1965
German Gothic school
Size 5 x 36 inches



No. XSF1952*
Romanesque school
Size 12 x 22¾ inches

No. XSG1972
Colonial school
Size 3⅝ x 11 inches
For cabinet doors



No. XSH1958
German Gothic school
Size 13½ x 24¼ inches

*Specify hand when ordering.

When ordering give list number, information called for on page 372 and finish.
For finishes see page 91.

YALE

Hinge Plates



No. XSK1965

Colonial school

Sizes 5¼ x 20, 5¼ x 25¾, 5¼ x 30 and 5¼ x 36 inches



No. XSL1958

Romanesque school

Sizes 10¾ x 20 and 10¾ x 31½ inches

For cabinet doors; sizes 3¼ x 11, 4½ x 14¾ and 5x12 inches



No. XSM1958

Romanesque school

Size 5½ x 14⅞ inches

For cabinet doors

No. XSN1975*

Romanesque school

Size 17⅛ x 30 inches

Also made for round top doors; size 19 x 34½ inches

* Specify hand when ordering.

When ordering give list number, information called for on page 372 and finish.
For finishes see page 91.

YALE

Hinge Plates



No. XSP1958

German Gothic school

Size 10¼ x 31 inches



No. XSR1965

Colonial school

Size 4⅜ x 24 inches

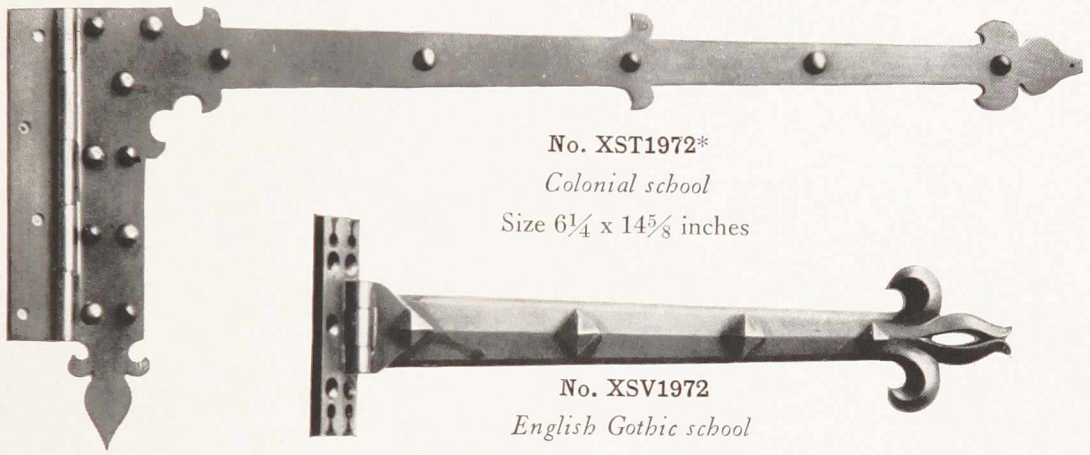

No. XST1972*

Colonial school

Size 6¼ x 14⅝ inches

No. XSV1972

English Gothic school

Size 2 x 9¼ inches; butt 3⅞ x 1 inches



No. XSV1965

English Gothic school

Sizes 2 x 12 inches and 2 x 17 inches; butts 2⅛ x 1 inches



No. XTA1952*

Romanesque school

Size 17¾ x 18¼ x 3⅜ inches

* Specify hand when ordering.

When ordering give list number, information called for on page 372 and finish.
For finishes see page 91.

YALE

Hooks, Coat and Hat etc.

Cuts half size



Nos. 423 and 2423

Coat and hat hooks

Cast bronze and iron

No.	Material	Base	Hook
423	Cast bronze	1 x 1⅛ inches	2 inches
2423	" iron	1 x 1⅛ "	2 "
413	" bronze	1½ x 1½ "	3 "
2413	" iron	1½ x 1½ "	3 "
414	" bronze	1¾ x 1⅝ "	3½ "
2410*	" iron	1½ x 1⅜ "	3½ "
2418	" "	1⅞ x 1¼ "	3½ "
417	" bronze	2¼ x 1⅛ "	3½ "

* Japanned finish only. Not packed with screws.

1 dozen bronze hooks, 3 dozen iron, in a paper box with screws.

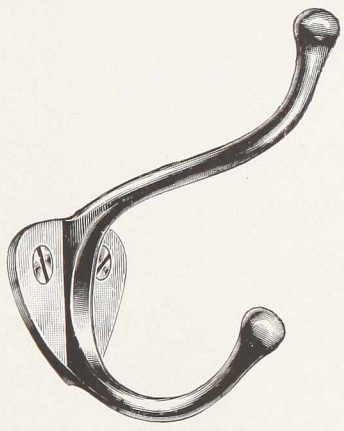

Nos. 413 and 2413

Ceiling hooks

Cast bronze and iron

No.	Material	Base	Hook
403	Cast bronze	1¾ x ⅞ inches	2½ inches
2403	" iron	1¾ x ⅞ "	2½ "
409†	" bronze	2½ ins. diam.	3 "

† Revolving.

1 dozen bronze hooks, 3 dozen iron, in a paper box with screws.

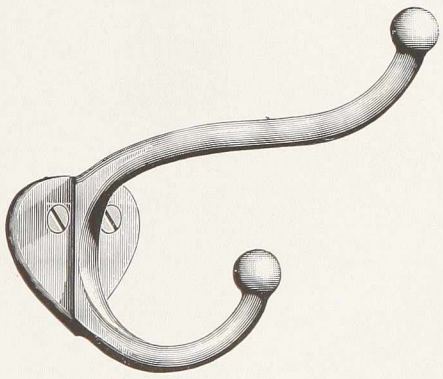

No. 414

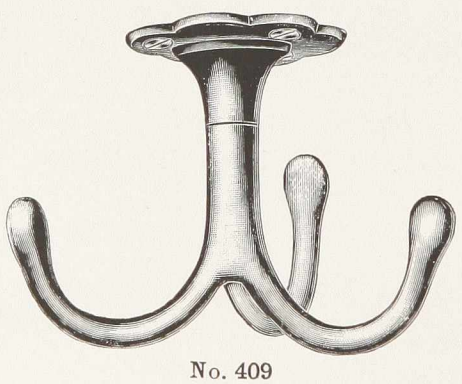

No. 409

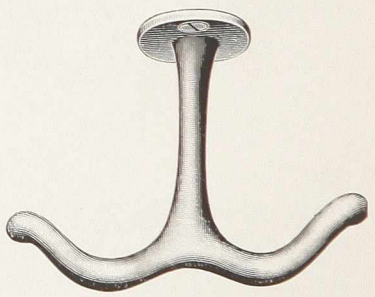

Nos. 403 and 2403

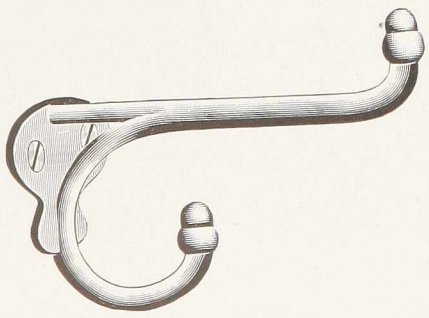

No. 2410

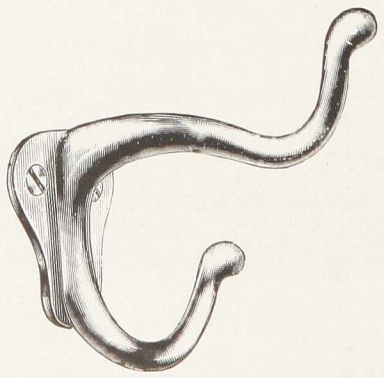

No. 2418

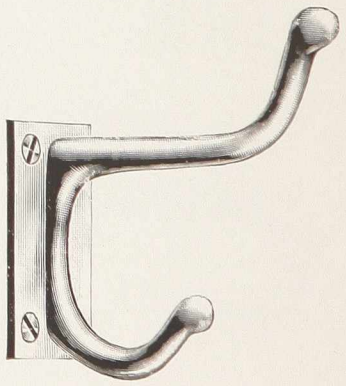

No. 417

Hooks, Coat and Hat etc.



No. 430

Coat and hat hooks

Cast bronze and iron

No.	Material	Base	Hook
419	Cast bronze	2½ x 2 inches	4 inches
440	" "	1⅞ ins. diam.	5½ "
442	" "	2⅜ " "	5¼ "
2442	" iron	2⅜ " "	5¼ "

1 dozen in a paper box with screws.

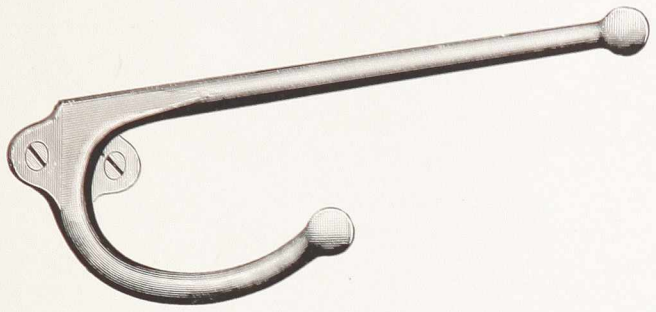

No. 433

Towel hooks

Cast bronze

No.	Material	Base	Hook
430	Cast bronze	1¼ ins. diam.	4½ inches
433	" "	1 x 1¼ inches	5½ "

1 dozen in a paper box with screws.



Nos. 442 and 2442



No. 440



No. 419

Hooks, Coat and Hat

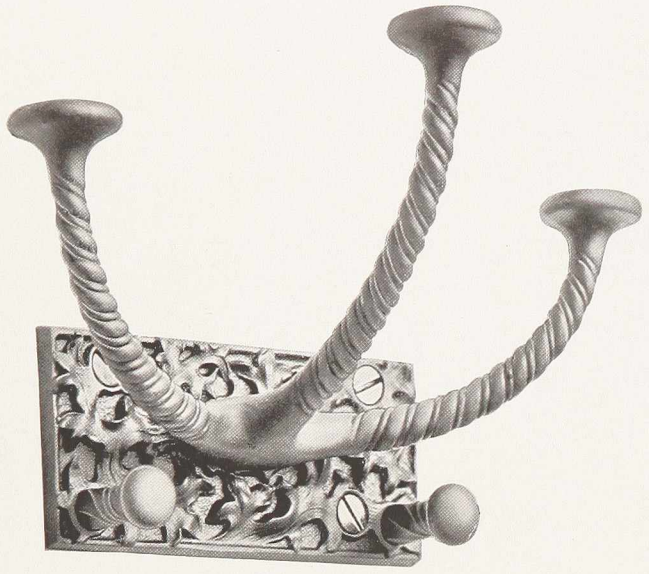

No. 471
Cast bronze

Size of base	2 x 4¼ ins.
Height of hooks	4⅛ "
Projection	4⅛ "
Spread	7 "



No. 477
Cast bronze

Size of base	2¾ x 2¾ ins.
Height of hooks	7 "
Projection	6 "
Spread	10¾ "

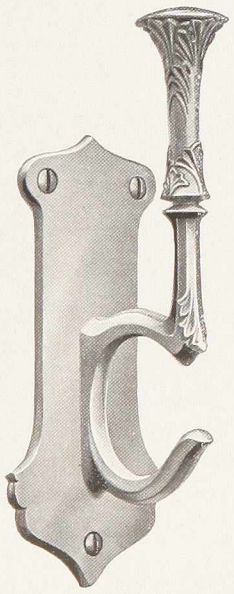

No. 446
Cast bronze

Size of base	5½ x 2¼ ins.
Height of hook	7⅜ "
Projection	2½ "



No. 475
Cast bronze

Size of bases	2 ins. diam.
Height of hooks	9 ins.
Projection	6 "
Spread	9½ "



No. 444
Cast bronze

Size of base	2 ins. diam.
Height of hook	6 ins.
Projection	6 "

YALE

When ordering give list number and finish. For finishes see page 91.

Hooks, Coat and Hat etc.



No. 478

Cast bronze

Size of base	6¼ x 5¾ ins.
Height of hooks	10⅜ "
Projection	7¼ "
Spread	10 "



No. 470

Cast bronze

Size of base	6¼ x 5¾ ins.
Height of hook	10⅜ "
Projection	7¼ "



No. 490

Cabin door hooks

(Cut half size)

No.

490 Cast brass. Bases 1 5/16 x 1 inches. Lengths of hooks, 2, 2½, 3, 3½, 4, 4½, 5, 6 and 8 inches.

1 dozen in a paper box with screws.

Pull down or sash hooks

(Cuts half size)

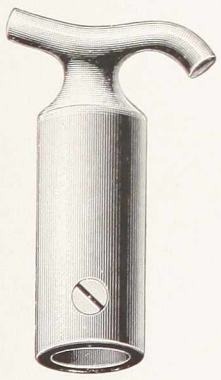

No. 1275

Length 3 ins. . Projection 2 ins.
Diameter 1 in. . For pole ¾ "

1275 Cast bronze

1 dozen in a paper box with screws.



Nos. 1270 and 2270

Length 2⅞ ins. Projection 1 ins.
Diameter 1 in. For pole ⅝ "

1270 Cast bronze
2270 " iron



Nos. 1271 and 2271

Length 3⅝ ins. Projection 1⅛ ins.
Diameter 1⅛ ins. For pole ⅞ "

1271 Cast bronze
2271 " iron

When ordering give list number and finish. For finishes see page 91.

Cuts half size

Key Plates



No. 1
Plain
Japanned
Size 1⅝ x 1⅛ ins.



No. 2
Plain
Japanned
Size 1⅞ x 1¼ ins.



No. 5
Plain
Japanned
Size 2⅝ x 1⅝ ins.



No. BP827
Plain
Wrought steel
Size 1½ ins. diam.



No. D829
Plain
Wrought bronze
Size 1½ ins. diam.



No. XFA812
Plain
Cast bronze
Size 1¼ ins. diam.



No. XFB812
Plain
Cast bronze
Size 1½ ins. diam.



No. GL815
Plain
Cast bronze
Size 1⅝ x 2 ins.



No. GL825
Plain
Cast bronze
Size 2 x 1⅝ ins.
Has dust-proof cover



No. XFH812
Colonial school
Cast bronze
Size 1⅞ x 1 ins.



No. XFK812
Colonial school
Cast bronze
Size 1⅞ x 1¼ ins.



No. XFL812
Colonial school
Cast bronze
Size 2 x 1¼ ins.



No. XFM812
Colonial school
Cast bronze
Size 2⅜ x 1¼ ins.



No. KA812
Mission school
Cast bronze
Size 2 x 1¼ ins.



No. XFC812
Colonial school
Cast bronze
Size 1⅞ x 1¼ ins.



No. LK812
Colonial school
Cast bronze
Size 2 x 1¼ ins.



No. RP812
Mission school
Cast bronze
Size 2 x 1¼ ins.



No. XFN812
Colonial school
Cast bronze
Size 1⅞ x 1⅛ ins.



No. UT812
Colonial school
Cast bronze
Size 1⅞ x 1¼ ins.



No. XFO812
Colonial school
Cast bronze
Size 2¼ x 1⅜ ins.

Key Plates



No. XFP812
Colonial school
Cast bronze
Size 1¾ x 1⅛ ins.



No. XFR812
Colonial school
Cast bronze
Size 1¾ x 1 5/16 ins.



No. XFS812
French Renaissance
Cast bronze
Size 2¾ x 2⅛ ins.



No. XFT812
Colonial school
Cast bronze
Size 1¾ x 1⅛ ins.



No. XFU812
Italian Renaissance
Cast bronze
Size 2 x ¾ ins.



No. XFD812
Georgian school
Cast bronze
Size 2⅞ x 1⅜ ins.



No. XFG812
Louis XV school
Cast bronze
Size 2¾ x 1½ ins.



No. XFV812
Louis XIV school
Cast bronze
Size 3⅛ x 1¼ ins.



No. HFW812
Greek school
Cast bronze
Size 2⅞ x 1 5/16 ins.



No. XGC823
Colonial school
Cast bronze
Size 2 5/16 x 1¼ ins.



No. H823
Plain
Cast bronze
Size 2½ x 1 5/16 ins.



No. XGD823
Colonial school
Cast bronze
Size 1¾ x 1⅜ ins.



No. XGE823
Italian Renaissance
Cast bronze
Size 2½ x 1½ ins.



No. XGB823
Colonial school
Cast bronze
1¾ x ¾ ins.



No. XGF823
Colonial school
Cast bronze
Size 2 x 1 3/16 ins.



No. XGH823
Colonial school
Cast bronze
Size 2⅜ x ⅞ ins.



No. XGA823
Colonial school
Cast bronze
Size 2½ x 1½ ins.



No. XGK823
Colonial school
Cast bronze
Size 2 x 1¼ ins.



No. PG823
Colonial school
Cast bronze
Size 2⅜ x 1 ins.



No. PG824
Colonial school
Cast bronze
Size 3 x 1 ins.

Kick Plates



Fig. 1



Fig. 2

The possibilities of ornamenting kick plates are shown by the above illustrations. Information on request.

YALE

Knobs, Door

ALL door knobs are regularly furnished with $\frac{5}{16}$ inch triplex spindles and *without* roses. The sizes given are maximum dimensions of each top.



Nos. D115 and B115



Nos. D125 and B125

Wrought metal knobs

Band type: wrought bronze and steel

Wrought Bronze No.	Size	Shank	Wrought Steel No.	Size	Shank
D117	2½ x 2½ ins.	No. 1	B117	2½ x 2½ ins.	No. 1
D116	2½ x 2¼ "	"	B116	2½ x 2¼ "	"
D115	2¼ x 2¼ "	"	B115	2¼ x 2¼ "	"

Bead type: wrought bronze and steel

D25	2¼ x 2¼ ins.	No. 0	B25	2¼ x 2¼ ins.	No. 0
D125	2¼ x 2¼ "	No. 1	B125	2¼ x 2¼ "	No. 1



Nos. D25 and B25



Nos. D135 and B135

Spheriod type: wrought bronze and steel

D37	2½ x 2½ ins.	No. 0	B37	2½ x 2½ ins.	No. 0
D36	2½ x 2¼ "	"	B36	2½ x 2¼ "	"
D35	2¼ x 2¼ "	"	B35	2¼ x 2¼ "	"
D137	2½ x 2½ "	No. 1	B137	2½ x 2½ "	No. 1
D136	2½ x 2¼ "	"	B136	2½ x 2¼ "	"
D135	2¼ x 2¼ "	"	B135	2¼ x 2¼ "	"

Oval type: wrought bronze and steel

D69	3 x 3 ins.	No. 0	B69	3 x 3 ins.	No. 0
D68	3 x 2⅝ "	"	B68	3 x 2⅝ "	"
D67	2⅝ x 2⅝ "	"	B67	2⅝ x 2⅝ "	"
D169	3 x 3 "	No. 1	B169	3 x 3 "	No. 1
D168	3 x 2⅝ "	"	B168	3 x 2⅝ "	"
D167	2⅝ x 2⅝ "	"	B167	2⅝ x 2⅝ "	"



Nos. D35 and B35

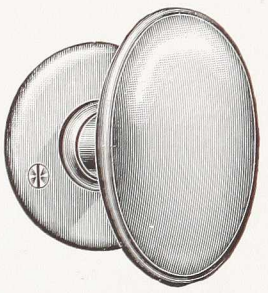

Nos. D167 and B167

Cast metal knobs

Spheriod type: cast bronze

With No. 0 Shank No.	Size	Shank	With No. 1 Shank No.	Size	Shank
H39	3 x 3 ins.	No. 0	H139	3 x 3 ins.	No. 1
H37	2½ x 2½ "	"	H137	2½ x 2½ "	"
H36	2½ x 2¼ "	"	H136	2½ x 2¼ "	"
H35	2¼ x 2¼ "	"	H135	2¼ x 2¼ "	"



No. H35



No. H77

Oval type: cast bronze

H69	3 x 3 ins.	No. 0	H169	3 x 3 ins.	No. 1
H68	3 x 2⅝ "	"	H168	3 x 2⅝ "	"
H67	2⅝ x 2⅝ "	"	H167	2⅝ x 2⅝ "	"

Egg type: cast bronze

H79	3⅛ x 2 ins.	No. 0	H179	3⅛ x 2 ins.	No. 1
H78	3⅛ x 2½ "	"	H178	3⅛ x 2½ "	"
H77	2½ x 1¾ "	"	H177	2½ x 1¾ "	"

Ball type: cast bronze

H49	3 x 3 ins.	No. 0	H149	3 x 3 ins.	No. 1
H47	2½ x 2½ "	"	H147	2½ x 2½ "	"
H46	2½ x 2¼ "	"	H146	2½ x 2¼ "	"
H45	2¼ x 2¼ "	"	H145	2¼ x 2¼ "	"

¼ dozen pairs in a paper box.



No. H67

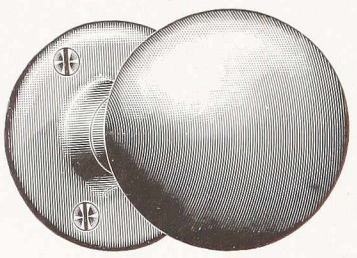

No. H45

When ordering give list number, thickness of door, size and kind of spindle and finish.
If roses are wanted, order must so specify. For finishes see page 91.

Cuts half size

Knobs, Door

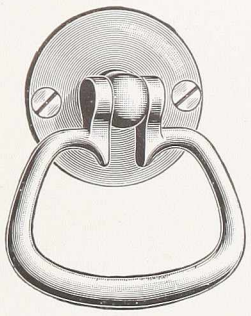

No. XH94



No. XH133



No. 80

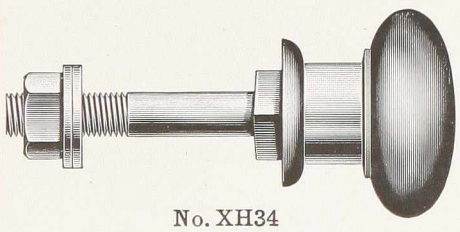

No. XH34

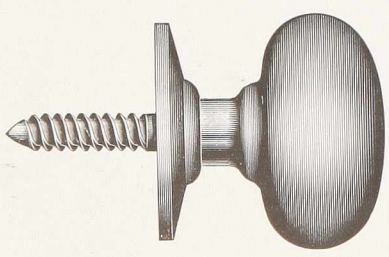

No. XH35

ALL door knobs are regularly furnished with $\frac{5}{16}$ inch triplex spindles, unless otherwise specified, and without roses; except Nos. XH34 and XH35.

Cast metal knobs

Drop type: cast bronze

Will allow door to open flat against wall.

No.

XH94 Size of handle, 2 x 2¼ inches. Standard, 1¼ inches. Rose, 1⅝ inches.

Spheroid type: cast bronze

XH133 Size of knob, 1⅞ inches. Projection from door, 2 1/16 inches. Rose, 1¾ inches.

Oval type: cast bronze

SP69 Size of knob, 2¾ x 1⅝ inches. Projection from door, 2½ inches. Rose, 2¼ inches.

¼ dozen pairs in a paper box.

Asylum knobs

No.

80 Size of japanned iron base, 3¼ x 3¼ inches; japanned iron knob, 2⅛ inches. Yale cylinder.

Can be master-keyed, for full information see page 97. May be used with pin-tumbler locks, pages 248 and 249.

XH34 Size of knob, 2¼ inches. Rose 2 inches.

Rose has square hole fitting shank of knob which is screwed into door, the rose is then attached to door and prevents removal of knob. May be used with asylum locks, pages 248 to 251.

XH35 Size of knob, 2 inches. Rose 1½ inches.

Has 7/16 inch bolt with nut and washer for fastening through door. Thickness of door must always be given. May be used with asylum locks, pages 248 to 251.

¼ dozen in a paper box.

Wood knobs

No.	Type	Size	Shank
W5	Box	2¼ x 2¼ ins.	No. 0, cast bronze
W35	Spheroid	"	" " "
W45	Ball	"	" " "
X105	Box	"	No. 1, skelp steel
X135	Spheroid	"	" " "

Nos. W5, W35 and W45 have 5/16 inch triplex spindles. Nos. X105 and X135 have 5/16 inch solid spindles.

Cast bronze roses are regularly furnished with Nos. W5, W35 and W45. Wrought steel roses with Nos. X105 and X135. Wood roses, to match knobs, can be furnished to special order and at an additional price.

½ dozen pairs in a paper box.

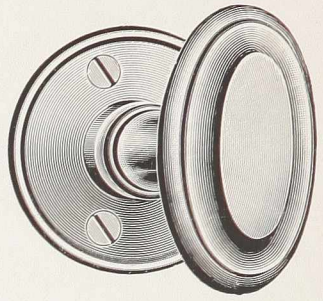

No. SP69

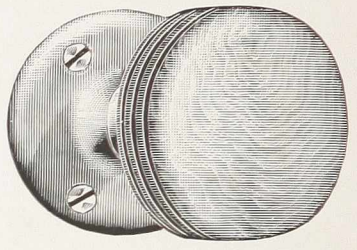

No. W5

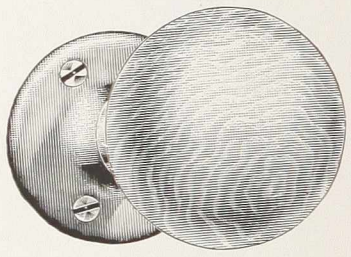

No. W45

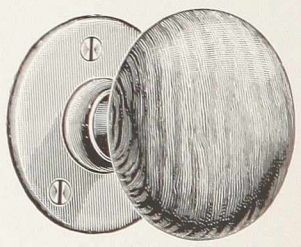

No. X135

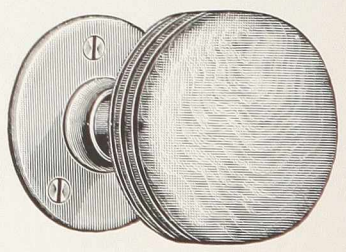

No. X105

When ordering give list number, thickness of door, size and kind of spindle and finish.
If roses are wanted, order must so specify. For finishes see page 91.

Cuts half size

Knobs, Door



Nos. H361½ and H561½



Nos. H371½ and H571½



Nos. H320½ and H520½



Nos. H331½ and H531½



Nos. H341½ and H541½



No. H533½

ALL knobs will be furnished with roses, unless otherwise specified.

Mortise bolt knobs

Oval type: cast bronze

No.	Knob	Rose	Spindle
H360½	1 x 5/8 ins.	1¾ x 7/8 ins.	3/16 inch.
H361½	1½ x 7/8 "	2 x 1⅛ "	"
H362½	1 5/16 x 11/16 "	"	"
H363½ †	1½ x ¾ "	"	"
H364½	1¾ x 15/16 "	"	"
H560½	1 x 5/8 "	1¾ x 7/8 ins.	5/16 inch.
H562½ *	1 5/16 x 11/16 "	2 x 1⅛ "	"
H563½ *	1½ x ¾ "	"	"
H564½ *	1¾ x 15/16 "	"	"

Spheroid type: cast bronze

H320½	1⅛ ins. diam.	2 x 1⅛ ins.	3/16 inch.
H330½	1⅛ " "	1¾ x 7/8 "	"
H331½	1¼ " "	"	"
H520½	1⅛ " "	2 x 1⅛ ins.	5/16 inch.
H530½*	1⅛ " "	1¾ x 7/8 "	"
H531½	1¼ " "	" "	"
H533½	1¾ " "	2 x 1⅛ "	"

Egg type: cast bronze

H370½	1 x 5/8 ins.	1¾ x 7/8 ins.	3/16 inch.
H371½	1⅜ x 1 "	2 x 1⅛ "	"
H571½	1⅜ x 1 "	" "	5/16 inch.

Ball type: cast bronze

H341½	1¼ ins. diam.	2 x 1⅛ ins.	3/16 inch.
H541½	1¼ " "	" "	5/16 "

* May be spindled in pairs. Always give thickness of door.

† No. H163½ is No. H363½ but with flat spindle, for use with No. 1129 thumb-turn disc.

½ dozen in a paper box.



No. H465



No. H475

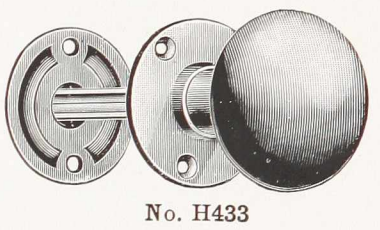

No. H433



No. H444

Closet knobs

Cast bronze

No.	Type	Knob	Rose	Spindle
H465	Oval	2¼ x 1½ ins.	1¾ ins.	No. 1186
H433	Spheroid	1¾ ins. diam.	"	"
H475	Egg	2¼ x 1½ ins.	"	"
H444	Ball	2 ins. diam.	"	"

Spheroid type: pottery, japanned roses

F4203	Jet, rim	2¼ ins.	2¼ ins.	No. 1185
F4205	" mortise	"	"	"
F4200	Porcelain, rim	"	"	"
F4202	" mortise	"	"	"

Any closet knob may be furnished with No. 1189 spindle (page 478) to special order and at an additional price.

½ dozen in a paper box.

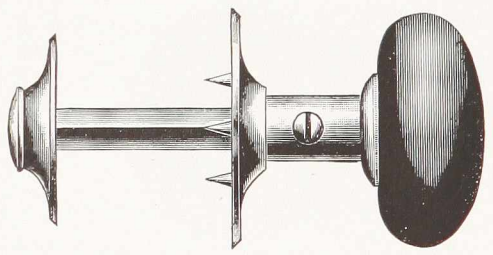

No. F4205

Cuts half size

Knobs, Door

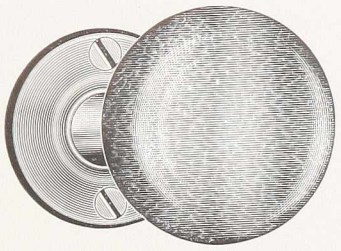

No. 102

ALL knobs are regularly furnished with $\frac{5}{16}$ inch solid spindles and roses.

Pottery knobs

Spheroid type

Japanned iron shanks and roses

No.	Material	Size	For locks	For doors
100	Mineral	2¼ x 2¼ ins.	Rim	1 to 1¾ ins.
102	"	"	Mortise	1½ to 2½ "
200	Porcelain	"	Rim	1 to 1¾ "
202	"	"	Mortise	1½ to 2½ "
203	Jet	"	Rim	1 to 1¾ "
205	"	"	Mortise	1½ to 2½ "

½ dozen pairs in a paper box with screws.



No. 202



No. 302



No. 402

Oval type

Japanned iron shanks and roses

300	Mineral	2½ x 1¾ ins.	Rim	1 to 1¾ ins.
302	"	"	Mortise	1½ to 2½ "
400	Porcelain	"	Rim	1 to 1¾ "
402	"	"	Mortise	1½ to 2½ "
403	Jet	"	Rim	1 to 1¾ "
405	"	"	Mortise	1½ to 2½ "

½ dozen pairs in a paper box with screws.



No. 205



No. 405

Spheroid type

Cast bronze shanks and roses

H200	Porcelain	2¼ x 2¼ ins.	Rim	1 to 1¾ ins.
H202	"	"	Mortise	1½ to 2½ "
H203	Jet	"	Rim	1 to 1¾ "
H205	"	"	Mortise	1½ to 2½ "

May be furnished with No. O (high) shanks and roses; when ordering prefix X to list number.

½ dozen pairs in a paper box with screws.



No. F205

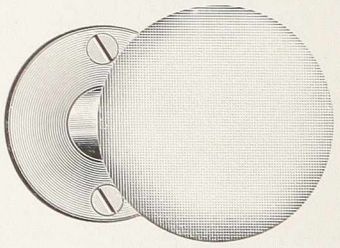

No. F202

Spheroid type

Bronze plated shanks and roses

F200	Porcelain	2¼ x 2¼ ins.	Rim	1 to 1¾ ins.
F202	"	"	Mortise	1½ to 2½ "
F203	Jet	"	Rim	1 to 1¾ "
F205	"	"	Mortise	1½ to 2½ "
AF200	Porcelain	"	Rim	1 to 1¾ "
AF202	"	"	Mortise	1½ to 2½ "
AF203	Jet	"	Rim	1 to 1¾ "
AF205	"	"	Mortise	1½ to 2½ "

½ dozen pairs in a paper box with screws.



No. AF205



No. AF202

Glass Knobs

THE Yale glass knobs have the same adjustment as metal knobs, this being effected by means of a threaded spindle, whereby the knob can be perfectly adjusted at the proper point and permanently secured by the simple tightening of a set screw.

The adjustment of a pair of glass knobs is 5/8 inch and the knobs are regularly furnished for 1 1/2 to 2 1/8 inch doors; when glass door knobs are paired with metal door knobs the adjustment is 3/4 inch and the knobs are regularly furnished for 1 1/2 to 2 1/4 inch doors.

If glass knobs are to be spindled in pairs with metal knobs, the order must so specify. Order must also state if the end with screw is to be glass or metal.

When the old style shank and spindle are wanted for association with knobs already in use, the order must so specify.



Fig. 1. Door Knob and Rose

Glass Door Knobs

These are shown on pages 394 and 396. The full size illustration of the 1 3/4 inch ball type knob (Fig. 1) shows the method of mounting and the projection from door.



Fig. 2. Drawer Knob and Rose

Glass Drawer Knobs

These are shown on pages 395 and 396. The full size illustration of the 1 1/4 inch ball type knob (Fig. 2) shows the method of mounting and the projection from drawer.

They are attached by a round head machine screw with washer and are suitable for 5/8 to 7/8 inch wood.

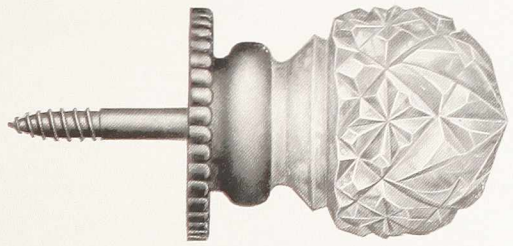

Fig. 3. Shutter Knob and Rose

Glass Shutter Knobs

These are shown on pages 395 and 396. The full size illustration of the 1 1/4 inch ball type knob (Fig. 3) shows the method of mounting and the projection from shutter.

They are attached by a wood screw projecting 3/4 inch.

The trim ordinarily associated with glass door knobs is a rose and key plate on each side of the door. The rose may be either plain or beaded. Escutcheon plates, either plain or ornamental, and in any metal or finish, may be combined with glass knobs in place of a rose and key plate.

Cuts half size

Knobs, Door



Fig. 1

ALL door knobs are furnished without roses and with $\frac{5}{16}$ inch solid spindles threaded on both ends. The adjustment is obtained by screwing the spindle into the shank and the knobs are prevented from turning by the set screw.

When glass door knobs are paired with metal door knobs the spindle will be grooved for the metal end and pinned fast; the adjustment being obtained on the glass end.



Fig. 6



Fig. 2

Cut glass door knobs

Spheroid type

Fig.	No.	Size	No.	Size
1	G351	2¼ x 2¼ ins.	G331	1¾ x 1¾ ins.
2	G352	" "	G332	" "
3	G353	" "	G333	" "
4	G354	" "	G334	" "
5	G357	" "	G337	" "
6	G359	" "	G339	" "



Fig. 7



Fig. 3

Octagon type

7	G554	2¼ x 2¼ ins.	G534	1¾ x 1¾ ins.
8	G555	" "	G535	" "
9	G556	" "	G536	" "
10	G557	" "	G537	" "
11	G558	" "	G538	" "
12	G559	" "	G539	" "



Fig. 8

Ball type

13	G450	2¼ x 2¼ ins.	.....	.....
14	G451	" "	G431	1¾ x 1¾ ins.
15	G452	" "	G432	" "
16	G457	" "	G437	" "
17	G458	" "	G438	" "
18	G459	" "	G439	" "



Fig. 4

Oval type

19	G672	2⅝ x 2⅝ ins.	.....	.....
20	G676	" "	.....	.....
21	G677	" "	.....	.....



Fig. 9

Any of the above may be furnished with mortise bolt spindle; when ordering add ½ to list number.



Fig. 5



Fig. 11

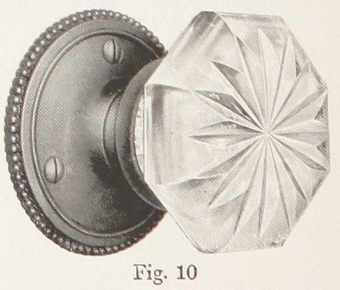

Fig. 10

When ordering give list number, thickness of door and finish. If roses are wanted, specify if plain or beaded. For finishes see page 91.

YALE

Cuts half size



Fig. 12

Cut glass drawer knobs

Spheroid type

Fig.	No.	Size	No.	Size
1	G331¼	1¾ inches	G311¼	1¼ inches
2	G332¼	" "	G312¼	" "
3	G333¼	" "	G313¼	" "
4	G334¼	" "	G314¼	" "
5	G337¼	" "	G317¼	" "
6	G339¼	" "	G319¼	" "



Fig. 17

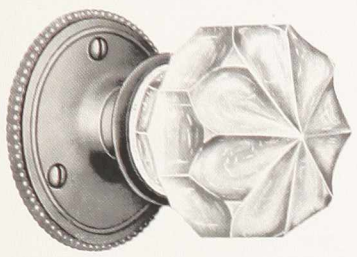

Fig. 13

Octagon type

7	G534¼	1¾ inches	G514¼	1¼ inches
8	G535¼	" "	G515¼	" "
9	G536¼	" "	G516¼	" "
10	G537¼	" "	G517¼	" "
11	G538¼	" "	G518¼	" "
12	G539¼	" "	G519¼	" "



Fig. 18

Ball type

14	G431¼	1¾ inches	.....	.....
15	G432¼	" "	G412¼	1¼ inches
16	G437¼	" "	G417¼	" "
17	G438¼	" "	G418¼	" "
18	G439¼	" "	G419¼	" "



Fig. 14



Fig. 19

Cut glass shutter knobs

Spheroid type

Fig.	No.	Size	No.	Size
1	G331¾	1¾ inches	G311¾	1¼ inches
2	G332¾	" "	G312¾	" "
3	G333¾	" "	G313¾	" "
4	G334¾	" "	G314¾	" "
5	G337¾	" "	G317¾	" "
6	G339¾	" "	G319¾	" "



Fig. 15

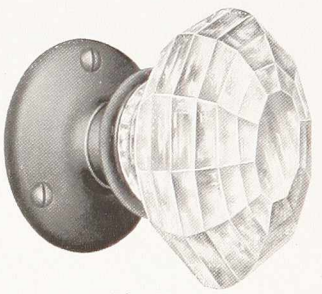

Fig. 20

Octagon type

7	G534¾	1¾ inches	G514¾	1¼ inches
8	G535¾	" "	G515¾	" "
9	G536¾	" "	G516¾	" "
10	G537¾	" "	G517¾	" "
11	G538¾	" "	G518¾	" "
12	G539¾	" "	G519¾	" "



Fig. 16

Ball type

14	G431¾	1¾ inches	.....	.....
15	G432¾	" "	G412¾	1¼ inches
16	G437¾	" "	G417¾	" "
17	G438¾	" "	G418¾	" "
18	G439¾	" "	G419¾	" "

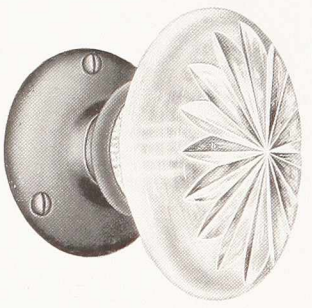

Fig. 21

Any of the above may be furnished with mortise bolt spindle; when ordering add ½ to list number.

Cuts half size

Knobs, Door etc.

Pressed glass door knobs



Fig. 22

Spheroid type

Fig.	No.	Size	No.	Size
23	GO350	2¼ x 2¼ ins.	GO330	1¾ x 1¾ ins.

Octagon type

24	GO550	2¼ x 2¼ ins.	GO530	1¾ x 1¾ ins.
25	GO551	" "	.....	.....

Ball type

26	GO450	2¼ x 2¼ ins.	GO430	1¾ x 1¾ ins.
27	GO950	" "	.....	.....

Oval type

22	GO690	2¾ x 2¾ ins.	GO630	1¾ x 1¾ ins.

Melon type

28	GO750	2¼ x 2¼ ins.	.....	.....
29	GO751	" "	.....	.....



Fig. 26



Fig. 23

Pressed glass drawer knobs

Spheroid type

23	GO330¼	1¾ inches	GO310¼	1¼ inches

Octagon type

24	GO530¼	1¾ inches	GO510¼	1¼ inches

Ball type

26	GO430¼	1¾ inches	GO410¼	1¼ inches

Oval type

22	GO630¼	1¾ x 1¼ ins.	GO620¼	1¾ x 1 ins.

Melon type

28	.....	.....	GO710¼	1¼ inches



Fig. 27



Fig. 24

Pressed glass shutter knobs

Spheroid type

23	GO330¾	1¾ inches	GO310¾	1¼ inches

Octagon type

24	GO530¾	1¾ inches	GO510¾	1¼ inches

Ball type

26	GO430¾	1¾ inches	GO410¾	1¼ inches

Oval type

22	GO630¾	1¾ x 1¼ ins.	GO620¾	1¾ x 1 ins.

Melon type

28	.....	.....	GO710¾	1¼ inches

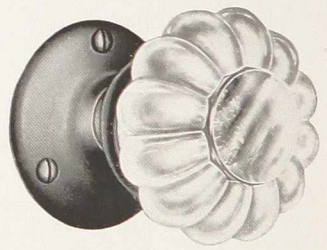

Fig. 28

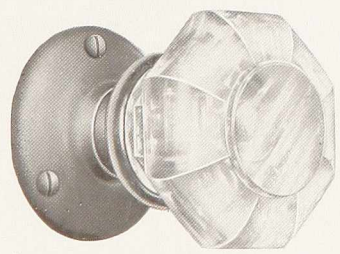

Fig. 25



Fig. 29

Any of the above may be furnished with mortise bolt spindle; when ordering add ½ to list number.

When ordering give list number, thickness of door and finish. If roses are wanted, specify if plain or beaded. For finishes see page 91.

YALE

Cuts half size

Knobs, Shutter and Drawer



No. H30¾ Shutter
No. H30¼ Drawer
Size, ¾ inch
Rose, ¾ "



No. H31¾ Shutter
No. H31¼ Drawer
Size, 1 inch
Rose, ⅞ "



No. H32¾ Shutter
No. H32¼ Drawer
Size, 1¼ inches
Rose, ⅞ inch



No. H21¾ Shutter
No. H21¼ Drawer
Size, 1⅛ inches
Rose, ⅞ inch



No. H22¾ Shutter
No. H22¼ Drawer
Size, 1⅛ inches
Rose, ⅞ inch



No. H10¾ Shutter
No. H10¼ Drawer
Size, 1 inch
No rose



No. H11¾ Shutter
No. H11¼ Drawer
Size, 1¼ inches
No rose



No. H70¾ Shutter
No. H70¼ Drawer
Size, 1⅛ x ¾ inches
Rose, ⅞ inch



No H62¾ Shutter
No. H62¼ Drawer
Size, 1⅝ x 1 inches
Rose, 1⅝ x 1 "



No. H61¾ Shutter
No. H61¼ Drawer
Size, $1\frac{5}{16}$ x $\frac{9}{16}$ inches
Rose, ⅞ inch



No. XHD61¾ Shutter
No. XHD61¼ Drawer
Size, 1⅜ x 1 inches
Rose, ⅞ inch



No. XHA40¾ Shutter
No. XHA40¼ Drawer
Size, 1⅛ inches
Rose, ⅞ inch



No. XHB62¾ Shutter
No. XHB62¼ Drawer
Size, 1½ x 1 inches
Rose, ⅞ inch



No. EF20¾ Shutter
No. EF20¼ Drawer
Size, $1\frac{1}{16}$ inches
No rose



No. XHE30¾ Shutter
No. XHE30¼ Drawer
Size, ⅞ inch
Rose, ¾ "



No. XHC21¾ Shutter
No. XHC21¼ Drawer
Size, 1⅜ inches
Rose, ⅞ inch

1 dozen in a paper box.

All shutter knobs have screws projecting ¾ inches. All drawer knobs are attached by machine screws, with washers, for ⅝ to ⅞ inch wood. For method of attaching shutter and drawer knobs see page 393.

When ordering give list number and finish. For finishes see page 91.

YALE

Cuts half size

Knobs, Door


1


2


3


4


5


6


7


8


9


10


11


12


13


14


15


16

Emblematic door knobs

ABOVE are illustrated a small selection from the great number of knobs made for various societies, etc. We invite inquiries and correspondence relating to the production of this class of work, for which we have unequalled facilities.

Sketches will be furnished in accordance with clients' ideas and requirements, or we will elaborate sketches sent to us and submit models if desired.

YALE

Cuts half size

Knockers, Door



XUA1425

Romanesque school

Plate . . . 4⅞ x 4⅜ inches
Ring . . . 3⅜ "

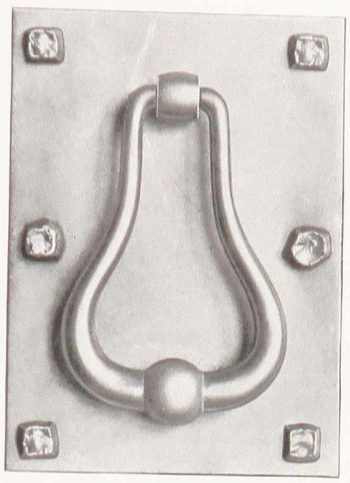

XUB1425

Colonial school

Plate . . . 6½ x 4⅝ inches
Drop . . . 4½ "



XUC1425

Colonial school

Plate . . . 4⅞ x 4⅜ inches
Ring . . . 3¾ "

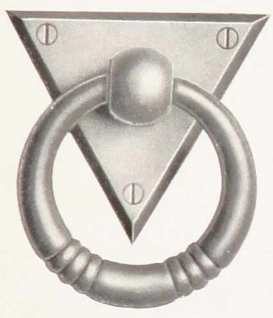

XUD1425

Colonial school

Plate . . . 4 x 4 inches
Ring . . . 3⅛ "
Over all . . 4⅛ x 4 "



XUE1425

French Renaissance school

Plate . . . 4⅝ x 4⅝ inches
Ring . . . 3⅞ "



XUF1425

English Gothic school

Plate . . . 4¼ x 4¼ inches
Ring . . . 3⅞ "
Over all . . 5⅞ x 4¼ "



XUG1425

French Renaissance school

Plate . . . 1⅛ x 4½ inches
Drop . . . 4¾ x 5½ "
Over all . . 5¼ x 5½ "



XKA1425

Mission school

Plate . . . 1⅛ ins. diam.
Drop . . . 4½ x 4½ inches
Over all . . 5 x 4½ "



XUH1425

Colonial school

Plate . . . . 2 ins. diam.
Drop . . . 4¼ x 6 inches
Over all . . . 5⅜ x 6 "

Cuts third size

When ordering give list number and finish. For finishes see page 91.

YALE

Cuts third size

Knockers, Door



XUK1425

Italian Renaissance school

Plate	8 x 6	inches
Drop	8 x 5¾	"
Over all	9 x 6	"



XUL1425

Italian Renaissance school

Plate	7 x 5½	inches
Drop	10 x 5½	"
Over all	16⅝ x 5½	"



QP1425 Plymouth

Colonial school

Plate	7¾ x 2½	inches
Drop	4⅝ x 3⅛	"
Over all	7¾ x 3⅛	"



XUM1425

Colonial school

Plate	9⅞ x 7⅞	inches
Drop	6¾ x 4⅛	"



HS1425 Salem

Colonial school

Plate	2⅝ x 1⅞	inches
Drop	2½ x 1⅞	"



XUN1425

Colonial school

Plate	9¾ x 5⅜	inches
Drop	3¾ x 4⅞	"

When ordering give list number and finish. For finishes see page 91.

Cuts third size

Knockers, Door



XUP1425

Colonial school

Plate	3¼ x 3½ inches
Drop	7 x 4½ "
Over all	8⅛ x 4½ "



XUR1425

Italian Renaissance school

Plate	8¼ ins. diam.
Drop	10¼ x 8 inches
Over all	16 x 8¼ "



WA1425 Auvergne

Romanesque school

Plate	8½ x 2⅞ inches
Drop	5⅜ x 3¾ "
Over all	8½ x 3¾ "



XUS1425

Colonial school

Plate	6½ x 3⅜ inches
Drop	2⅝ x 3⅞ "
Over all	6½ x 3⅞ "



HP1425 Piedmont

Colonial school

Plate	5½ x 3 inches
Drop	5⅛ x 3 "



XUT1425

Colonial school

Plate	6 x 2¼ inches
Drop	2¾ x 3¼ "
Over all	6 x 3¼ "

Knockers, Door



XUV1425

Italian Renaissance school

Plate	12⅜ ins. diam.
Drop	3⅜ x 6⅛ inches

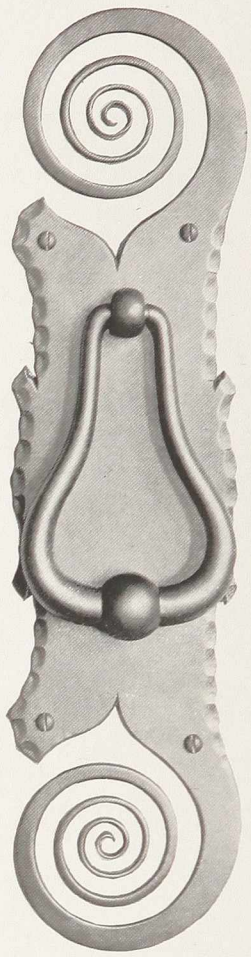

IA1425 Adams

Colonial school

Plate	13⅜ x 3¼ inches
Drop	4½ x 3 "



XUW1425

Colonial school

Plate	2¾ inches diam.
Drop	4¼ x 5¼ inches
Over all	5⅝ x 5¼ "



XWA1425

French Renaissance school

Plate	3⅝ inches diam.
Drop	4⅛ x 6¼ inches
Over all	5⅝ x 6¼ "



XWB1425

Italian Renaissance school

Plates	2 x 2 inches
Drop	2¾ x 4 "
Over all	4½ x 5¼ "

YALE

When ordering give list number and finish. For finishes see page 91.

Cuts third size

Knockers, Door



XWC1425

Empire school

Plate	10½ inches diam.
Drop	7½ " "
Over all	12¼ x 10½ inches



XWD1425

Colonial school

Plate	2¾ inches diam.
Drop	3⅞ x 4 inches
Over all	5⅜ x 4 "



XWE1425

Italian Renaissance school

Plate	2⅜ x 2⅜ inches
Drop	3¾ x 3⅞ "
Over all	4⅞ x 3⅞ "



XWF1425

Italian Renaissance school

Plates	3¼ inches diam.
Drop	4⅛ x 7⅛ inches
Over all	6 x 10 "



LA1425 Alencon

English Gothic school

Plate	2⅜ x 8 inches
Drop	5 x 5⅜ "
Over all	5¾ x 8 "

Knockers, Door



XWG1425

Louis XIV school

Plate	8 x 5⅛ inches
Drop	5¼ x 4½ "

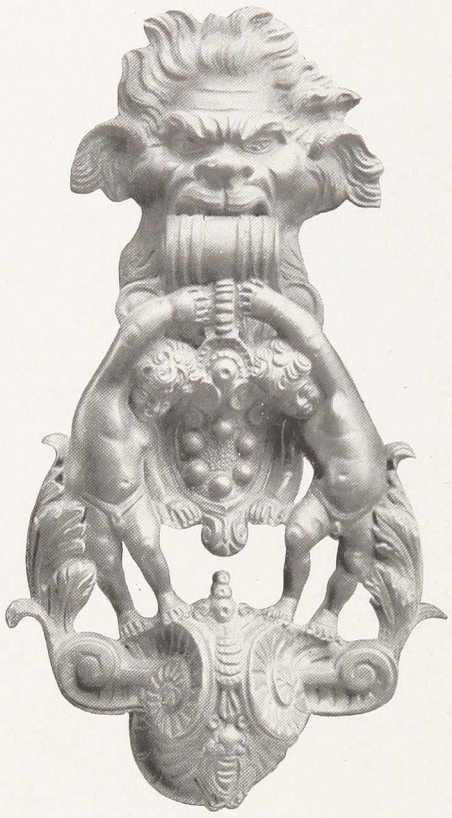

XWH1425

Italian Renaissance school

Plate	5½ x 4⅝ inches
Drop	8 x 6½ "
Over all	11¼ x 6½ "



XWK1425

Italian Renaissance school

Plate	9 x 5 inches
Drop	4½ x 6 "
Over all	9 x 6 "



XWL1425

Italian Renaissance school

Plate	9¾ x 3¼ inches
Drop	8¼ x 5¾ "
Over all	9¾ x 5¾ "



XWM1425

Italian Renaissance school

Plate	2 x 1¼ inches
Drop	7 x 5½ "
Over all	8½ x 5½ "



SB1425 Braintree

Colonial school

Plates	2⅜ ins. diam.
Drop	6½ x 1¾ inches
Over all	7¾ x 2⅜ "

YALE

When ordering give list number and finish. For finishes see page 91.

Cuts third size

Lift Latches

THE passing of time brings revolutions in matters of taste and decoration as well as in larger affairs. The "combined" escutcheon plate, first generally introduced in the early 70's, became a fad and long monopolized the field. A reaction in favor of the earlier practice of colonial times has set in, and it is being rediscovered that *separate* plates also give pleasing effects, and in some places are preferable to the "combined" plate.

In like manner the thumb or lift latch of earlier days, for many years almost completely abandoned for the conventional knob, is again finding favor.

The lift latch with graceful grips and plates, is especially suitable in place of the common lock with knobs, in country and seashore houses, bungalows, etc., and is also available for "Dutch" doors, that is, those divided into two horizontal parts.

The illustrations on this and the following pages show these lift latches in a variety of designs from which selections can be made to harmonize with the surroundings.

Most of these are reproductions of hand wrought latches taken from early Colonial residences.

Those shown on pages 406 and 407 in the Sconset, Staunton, Egmont and Quinton Designs are particularly good examples of this early work.



Outside handle





Inside trim

YALE

Latches, Lift

Cuts half size



No. GL10117½





Inside trim for No. GL10117½

No.

GL10117½ Cast bronze. Plate 9½ x 2⅛ inches. Grip, 4 inches centre to centre.

EF10217½ Cast iron. Plate 10 x 2¼ inches. Grip, 4⅝ inches centre to centre.





Inside trim for No. EF10217½



No. EF10217½



No. QY10217
Yatton
Colonial school

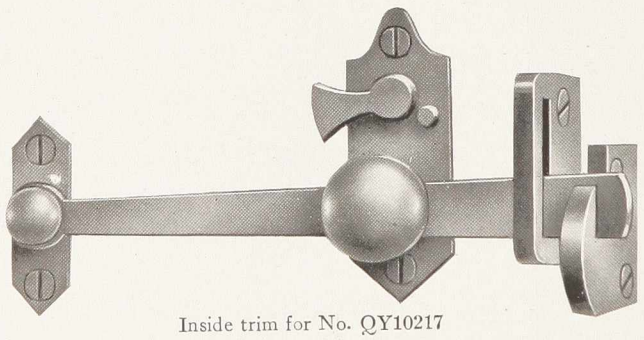

Inside trim for No. QY10217

No.

QY10217 Cast bronze. Size over all 8 x 1¾ inches. Grip, 3⅞ inches centre to centre.

IS10117 Cast bronze. Size over all 7¾ x 1¼ inches. Grip, 4½ inches centre to centre.

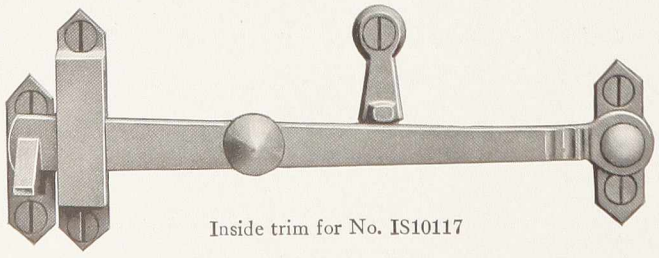

Inside trim for No. IS10117

1 set in a paper box with screws.



No. IS10117
Sconset
Colonial school

When ordering give list number and finish. For finishes see page 91.

Cuts half size



No. US1417 Staunton
Colonial school



No. UH1517 Hadley
Colonial school



No. RE1517 Egmont
Colonial school



No. LQ1617 Quinton
Colonial school

Lift latches for interior doors of Colonial houses

Cast bronze and brass





Inside trim for all of the above latches.

No.	Description
US1417 Staunton	Size of plate, 7½ x 2⅛ inches. Grip, 3⅝ inches.
UH1517 Hadley	Size over all, 7 x 1½ ins. Top plate, 2¼ x 1½ ins. Bottom plate, 1⅜ x 1⅜ inches. Grip, 4¼ inches.
RE1517 Egmont	Size over all, 6¾ x 1¾ ins. Top plate, 2¼ x 1¾ ins. Bottom plate, 1⅛ x ¾ inches. Grip, 3¾ inches.
LQ1617 Quinton	Size over all, 6½ x 2 inches. Top plate, 2 x 2 inches. Bottom plate, ¾ x 1⅛ inches. Grip, 3¾ inches.

1 set in a paper box with screws.

Cuts half size

Latches, Lift



No. GL10115

Plate 9½ x 2⅛ in.: grip 4 in.



No. GR11115

Plate 9 x 2½ in.: grip 4¾ in.



No. GR11315

Plate 9 x 2½ in.: grip 4⅛ in.



No. XGR11315

Plate 9 x 2½ in.: grip 4⅛ in.

The above handles may be associated with No. 400 series store door latches, page 232.



Nos. G3617 and XG3617



Inside trim for No. G3617

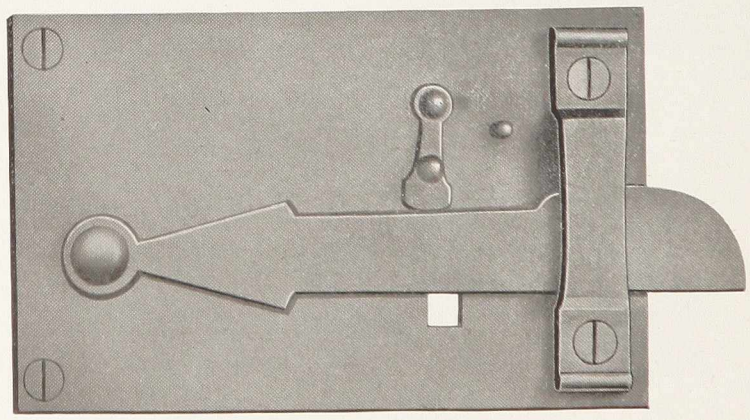

Inside trim for No. XG3617

No.

G3617 Size over all, 7½ x 1⅞ inches. Grip, 4¼ inches.

XG3617 Same as No. G3617 but with inside trim as illustrated, size 3¾ x 6 inches.

1 set in a paper box with screws.

When ordering give list number and finish. For finishes see page 91.

Cuts half size

Lavatory Trim



No. 5780 bolt

No. 5780 bolt

Bronze case 3 x 3½ x ¾ inches

Backset 2½ inches.

Bronze knob, bolt, strike and inside parts.

For doors of either hand.

No.	Operation
5780	By knob from inside only. Can be furnished with No. 841 door stop, to special order and at an additional price.

Each in a paper box with screws.

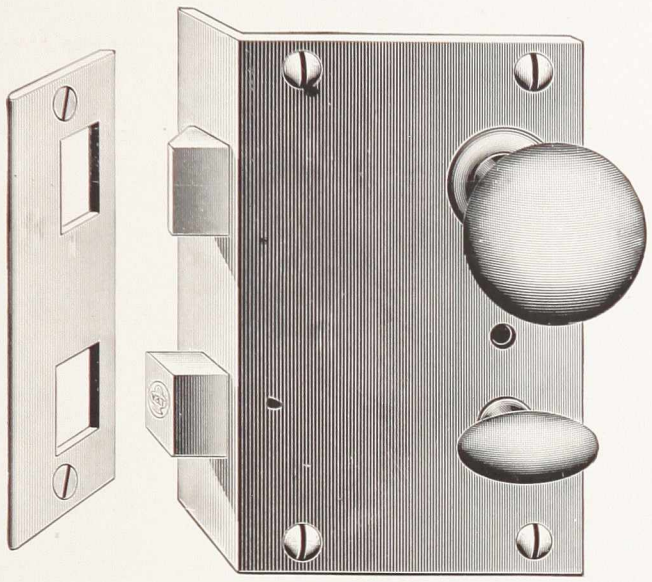

No. 5783 series

No. 5783 series

Master-keyed in one set of 48 locks, all different with a master-key to pass all locks; or in sets, not exceeding this quantity, with other locks using master-keys from No. S30½ blank. For further information concerning master-keyed locks, see page 97.

Bronze case 5 x 3¼ x ⅞ inches

Backset 2½ inches. **Bronze** bolts, strike, inside parts and 5/16 inch hub.

Keys: 1 nickel plated solid steel, from No. S30 blank. Three lever-tumblers. Changes, 18.

For doors opening out, specify hand when ordering. For doors opening in (regular bevel) to order only.

No.	Operation
5783	Latch bolt by knob from both sides. Dead bolt by thumb-turn from inside.
5784	Latch bolt by knob from inside, by key from outside. Dead bolt by thumb-turn from inside.

Each in a paper box with screws and trim as ordered. Cut shows regular trim.

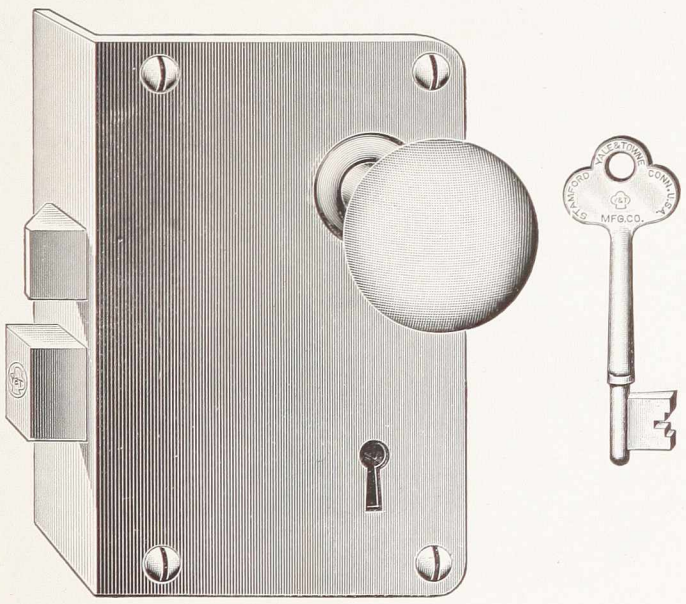

No. 5720 lock

No. 5720 lock

Master-keyed in one set of 315 locks, all different, with a master-key to pass all locks; or in sets as required and with other locks using master-keys from No. S50½ blank. For further information concerning master-keyed locks, see page 97.

Bronze case 5⅛ x 3½ x ⅞ inches

Backset 2¾ inches.

Bronze bolts, strike, inside parts and 5/16 inch hub.

Keys: 1 drop forged bronze, from No. B50 blank. Three lever-tumblers. Changes, 54.

For doors opening out, specify hand when ordering. For doors opening in (regular bevel) to order only.

No.	Operation
5720	Latch bolt by knob from both sides. Dead bolt by key from either side.

Each in a paper box with screws and trim as ordered. Cut shows regular trim.

Lavatory Trim

Cuts half size

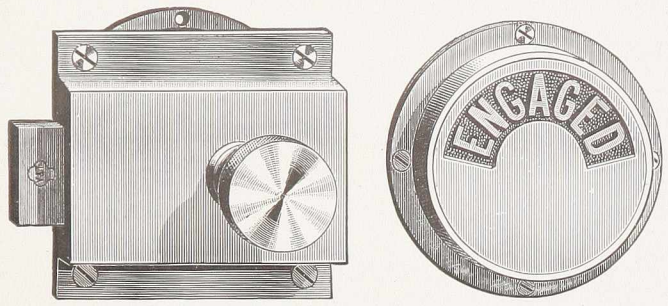

No. 1201 indicator bolt

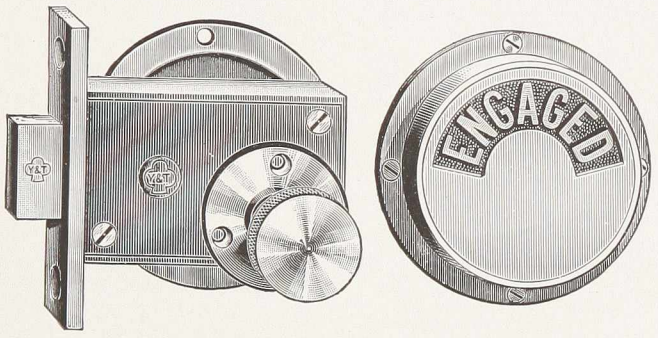

No. 1206 indicator bolt

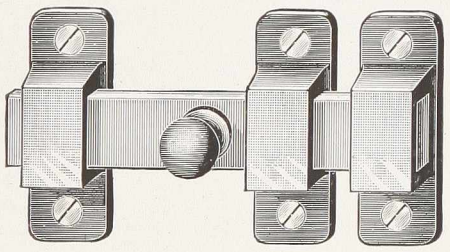

No. 1215 slide bolt

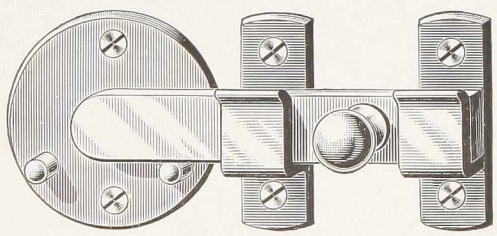

No. 1210 swing latch

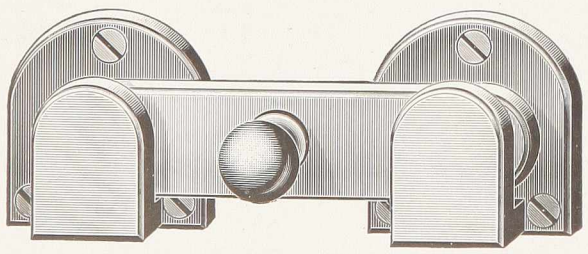

No. 1212 swing latch

Rim bolts

Cast bronze or nickeline metal

Knob, 1 inch diameter. **Indicator ring,** 2½ inches diameter.

No. — **Without indicator**

1200 Case, 2½ x 2⅝ x ⅜ ins., with regular strike.
1202 " " " " No. 841 strike, page 412.

With indicator

1201 Case, 2½ x 2⅝ x ⅜ ins., with regular strike.
1203 " " " " No. 841 strike, page 412.

¼ dozen in a paper box with screws.

Mortise bolts

Cast bronze or nickeline metal

Knob, 1 inch diameter. **Rose,** 1¾ inches diameter. **Indicator ring,** 2½ inches diameter.

Without indicator

1205 Case, 1⅝ x 2½ x ⅜ ins. Strike, 2⅞ x ⅝ ins. Front, 3 x ⅝ ins.

With indicator

1206 Case, 1⅝ x 2½ x ⅜ ins. Strike, 2⅞ x ⅝ ins. Front, 3 x ⅝ ins.

¼ dozen in a paper box with screws.

Slide bolt

Cast bronze or nickeline metal

1215 Plate, guide and strike, each 2¼ x ¾ inches. Bar, 4 x ⅝ x ¼ inches.

1 dozen in a paper box with screws.

Swing latches

Cast bronze or nickeline metal

1210 Plate, 2 inches diameter. Guide and strike, each 2⅛ x ¾ inches. Latch, 3⅞ x ⅝ x 3/16 inches.

1211 Plate, 2½ inches diameter. Guide and strike, each 3⅛ x ⅞ inches. Latch, 5⅜ x 1⅛ x ¼ inches.

1212 Plates, 2 x 2 inches. Latch, 4⅝ x 1 x ¼ inches.

May also be furnished with ½ inch offset latch, to special order and at an additional price.
For door stops which can also be used as strikes for the above see page 469.
¼ dozen in a paper box with screws.

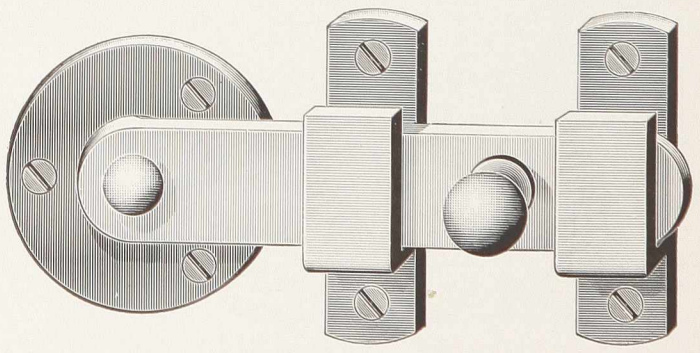

No. 1211 swing latch

YALE

When ordering give list number, metal and finish. For finishes see page 91.

Cuts half size

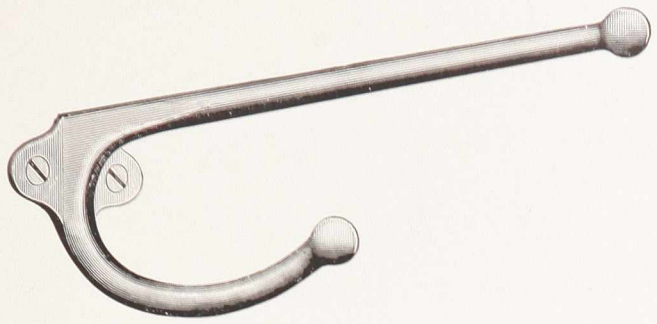

No. 433

Towel hooks

Cast bronze or nickeline metal

No.		
430	Base, 1¼ inches diameter . . .	Hook, 4½ inches
433	" 1 x 1¼ inches	" 5½ "

1 dozen in a paper box with screws.



No. 430

Coat and hat hooks

Cast bronze or nickeline metal

419	Base, 2½ x 2 inches	Hook, 4 inches
423	" 1 x 1⅛ "	" 2 "

1 dozen in a paper box with screws.



No. 423

Coat and hat hook and door stop

Cast bronze or nickeline metal

439	Base, 3½ x 1⅛ inches . . .	Projection, 2½ inches

1 dozen in a paper box with screws.

Door pull

Cast bronze or nickeline metal

508	Bases, 1 x 1⅜ inches	Length, 5½ inches

1 dozen in a paper box with screws.



No. 419

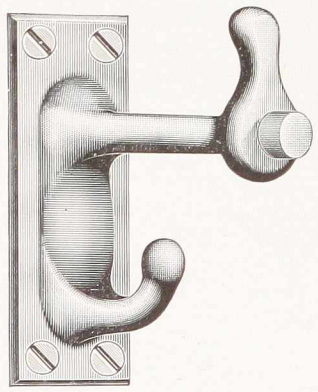

No. 439



No. 508

Lavatory Trim



No. 841

Door stop and strike

Cast bronze or nickeline metal

No.
841 Size, 3x2 inches. Can be used as strike for flush rim bolt No. 5780 (page 409), and bolts Nos. 1202 and 1203 (page 410). Made for any thickness of wood or marble. Thickness of both must always be given.

½ dozen in a paper box with No. 1232 bolts.

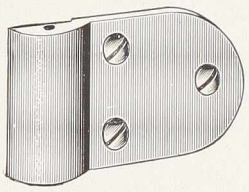

No. 840

Door stop

Cast bronze or nickeline metal

840 Size, 1⅜ x 2⅛ inches. Can be used with slide bolts and swing latches on page 410.

½ dozen in a paper box with wood screws.

Cigar holder

Cast bronze

1220 Size, 2 x 2⅛ inches.

1 dozen in a paper box with wood screws.

Cigar and newspaper holder

Cast bronze

1221 Size of paper holder, 2½x4½ inches. Size of cigar holder, 2x2⅛ inches. Height over all, 3¾ inches.

½ dozen in a paper box with wood screws.



No. 1220

Bolts for marble, etc.

Cast bronze or nickeline metal

Size to suit varying thicknesses.

1230 . . . . . Expansion bolt
1231 . . . . . Oval countersunk head cap bolt
1232 . . . . . Round head cap bolt
1233 . . . . . Oval countersunk head sex bolt

May be used with all lavatory trim in place of wood screws. Thickness of marble must always be given.



No. 1221



No. 1230



No. 1232



No. 1231



No. 1233

Letter Hole Trim



No. GL1500 Front plate

Cast bronze or iron

Size of plate	2⅛ x 6⅛ inches
Size of opening	1⅛ x 4⅝ "
GL1500	Cast bronze
FL1500	Cast iron

Each in a paper box with wood screws.



No. GR1502 Front plate

Cast bronze

Size of plate	2½ x 7 inches
Size of opening	1 x 4⅝ "
GR1502	Cast bronze

Each in a paper box with machine screws.



No. GL1510 Back plate

Cast bronze or iron

Size of plate	1¾ x 7 inches
Size of opening	1⅛ x 4⅞ "
GL1510	Cast bronze
FL1510	Cast iron

Each in a paper box with wood screws.



No. GR1512 Back plate

Cast bronze

Size of plate	1¾ x 7 inches
Size of opening	1⅛ x 4⅞ "
GR1512	Cast bronze

Each in a paper box with wood screws.



No. GL1520 Hood

Cast bronze or iron

Size of hood	2⅛ x 6⅝ inches
GL1520	Cast bronze
FL1520	Cast iron

Each in a paper box with wood screws.



No. GR1522 Hood

Cast bronze

Size of hood	2⅛ x 6⅝ inches
GR1522	Cast bronze

Each in a paper box with wood screws.

Cuts half size

Letter Hole Trim



No. GT1501 Front plate

Cast bronze

GT1501 Size, 2¼ x 7 inches Opening, 1⅛ x 4⅝ inches
GT1503 " 3 x 9½ " " 1⅞ x 7½ "

Each in a paper box with machine screws.



No. GT1530 Front plate

Cast bronze

GT1530 Size, 2¼ x 6⅛ inches Opening, 1 x 4⅜ inches
GT1533 " 3¾ x 10 " " 1¾ x 7½ "

Each in a paper box with machine screws.

GT1508 Front plate (papers), size, 3⅝ x 10¼ inches. Opening, 1¼ x 8 inches.

Each in a paper box with machine screws.



No. GT1511 Back plate

Cast bronze

GT1511 Size, 2¼ x 7 inches Opening, 1¼ x 4⅞ inches
GT1540 " 2¼ x 6⅛ " " 1⅛ x 4¾ "
GT1543 " 3¾ x 10 " " 1¾ x 7½ "

Each in a paper box with wood screws.



No. GR1535 Front plate

Cast bronze

GR1535 Size, 2¼ x 6 inches . Opening, 1 x 4¾ inches

Back plate

GR1545 Size, 2⅛ x 6¼ inches . Opening, 1 x 4⅜ inches

Each in a paper box; No. GR1535 with machine screws, No. GR1545 with wood screws.



No. GT1521 Hood

Cast bronze

GT1521 . . . . . Size, 2¼ x 6⅝ inches
GT1523 . . . . . " 3 x 9½ "
GT1550 . . . . . " 2¼ x 6⅛ "
GT1553 . . . . . " 3¾ x 10 "

Each in a paper box with wood screws.



No. GT1590 Chute and back plate combined.

Cast bronze

GT1590 . . . . . Size of plate, 2¼ x 7 inches
Size of opening, 1⅜ x 4⅞ inches For doors 2⅜ inches thick

Each in a paper box with wood screws.

Letter Hole Trim



No. EF1500 Front plate

Cast iron

Size of plate . . . . . 2⅛ x 7 inches
Size of opening . . . . . 1 x 4⅝ "

EF1500 . . . . . Cast iron

Each in a paper box with wood screws.



No. EF1510 Back plate

Cast iron

Size of plate . . . . . 2⅛ x 7 inches
Size of opening . . . . . 1 x 4⅝ "

EF1510 . . . . . Cast iron

Each in a paper box with wood screws.



No. GR1505 Front plate

Cast bronze

GR1505 Size, 2⅞ x 7⅞ inches . Opening, 1½ x 5½ inches
GR1507 " 3 x 9½ " . " 1⅞ x 7⅝ "

Back plate

GR1515 Size, 2⅞ x 7⅞ inches . Opening, 1½ x 5½ inches

Each in a paper box; Nos. GR1505 and GR1507, with machine screws; No. GR1515, with wood screws.



No. GL1530 Front plate

Cast bronze

GL1530 Size, 2⅛ x 6⅛ inches . Opening, 1⅛ x 4⅜ inches

Back plate

GL1540 Size, 2⅜ x 6¼ inches . Opening, 1¾ x 4⅝ inches

Hood

GL1550 . . . . . Size, 2⅛ x 6½ inches

Each in a paper box; No. GL1530 with machine screws; Nos. GL1540 and GL1550 with wood screws.



No. GR1527 Hood

Cast bronze

GR1527 . . . . . Size, 3¼ x 9½ inches

Each in a paper box with wood screws.



No. GL1591 Chute

Cast bronze

GL1591 . . . . . Size, 2 x 5⅜ inches

For doors up to 2 inches thick. May be used with any plate of approximate size. Each in a paper box with wood screws.

Cuts half size

Letter Hole Trim



No. GN1500 Front plate

Cast bronze

GN1500 Size, 2⅛ x 6⅞ inches . Opening, 1⅛ x 4⅝ inches

Back plate

GN1510 Size, 1¾ x 7 inches . Opening, 1⅛ x 4⅞ inches

Each in a paper box with wood screws.



No. GN1520 Hood

Cast bronze

GN1520 . . . . . Size, 2¼ x 6⅝ inches

Each in a paper box with wood screws.

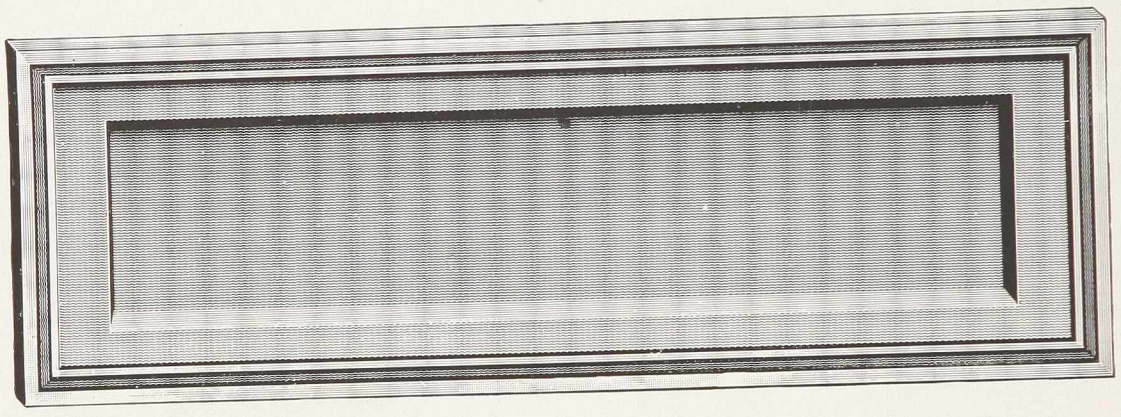

No. XGL1560 Front plate

Cast bronze

XGL1560 Matted surface. Size, 3½ x 10½ inches. Opening, 2 x 8¾ inches.

Each in a paper box with machine screws.

GL1560 Plain surface. Size, 3½ x 10½ inches. Opening, 2 x 8¾ inches.

Each in a paper box with machine screws.



No. XGL1592 Chute and back plate combined

Cast bronze

XGL1592 Chute and back plate.* Matted surface. Size, 3½ x 10½ inches. Opening, 2 x 8⅞ inches.

GL1592 Chute and back plate.* Plain surface. Size, 3½ x 10½ inches. Opening, 2 x 8⅞ inches.

*For doors up to 1¾ inches thick.

XGL1570 Back plate *only*. Matted surface. Size, 3½ x 10½ inches. Opening, 2 x 8⅞ inches.

GL1570 Back plate *only*. Plain surface. Size, 3½ x 10½ inches. Opening, 2 x 8⅞ inches.

Each in a paper box with screws.

YALE

When ordering give list number and finish. For finishes see page 91.

Cuts half size

Letter Boxes



No. 293



False piece

Will be furnished in place of mouth piece or push button or both, to special order and at an additional price.

Apartment house boxes

Cast bronze

THESE may be furnished with a wood panel of the proper size for quantity of boxes ordered and finished to match other woodwork, to special order and at an additional price.

Size over all, 15⅝ x 4 inches. Inside dimensions of box, 8¼ x 4 x 2⅜ inches.
Boxes have wire bottoms, preventing the accumulation of dust.
Yale lock with 2 corrugated keys, from No. 6 blank, for each box.

No.	Description.
290	Box *only*, no mouth piece or push button.
291	Box with mouth piece, no push button.
292	Box with push button, no mouth piece.
293	Box *complete* with mouth piece and push button.

Hallway letter boxes

THESE boxes are for use in hallways of office buildings, apartment houses, etc. They are cast in one piece, giving added strength and are attached by screws through back.

Yale lock with 2 corrugated keys, from No. 7 blank, are furnished with each box.

They are made in two sizes and in cast bronze and iron as below.



No. 2266

Size 11 x 7 x 3¼ inches.

No.	Material and finish.
260	Cast bronze, buffed.
2260	Cast iron, bronze plated.
2261	Cast iron, japanned.

Each in a paper package.

Size 8 x 4⅞ x 2⅜ inches.

No.	Material and finish.
265	Cast bronze, buffed.
2265	Cast iron, bronze plated.
2266	Cast iron, japanned.

Cuts half size

Letter Boxes



No. 270 series

Inside 10 x 5½ x 12 inches
Outside 10½ x 6 x 12½ "

270 Front, cast bronze, matted
280 " " " buffed

With card panel and "In" and "Out" indicator.



For clubs and office buildings

BOXES have Yale locks with 3 paracentric keys, nickel-bronze, coined, gold plated bows, from No. 8 blank. They may be had in a variety of finishes to harmonize with other hardware or with the woodwork of the room. Heavy beveled plate glass is used in the front. Boxes may be numbered as desired, to special order and at an additional price.

The partitions and roundabout are made of white wood, and the prices cover the fronts and woodwork, but do not include mouldings or panels which should be used to cover the white wood roundabout when the fronts of the boxes are not set in flush with the face of the wall. These mouldings and panels can be furnished with the boxes, if desired, to special order and at an additional price. Particulars on application. The rear of the boxes is closed by a white wood back.

In addition to the usual letter drop opening, Nos. 270 and 280 have a panel arranged for receiving a name plate or card. A further attractive detail is the indicator "In" and "Out," which is operated by a small knob on the front.

To estimate

To estimate the space occupied by any number of boxes proceed as follows:
For the height multiply the number of boxes high by the *outside* height of a single box and add 1¼ inches for the thickness of the roundabout.
For the width multiply the number of boxes wide by the *outside* width of a single box and add 1¼ inches for the thickness of the roundabout.
For example: 25 Nos. 272 or 282 boxes (arranged 5 high by 5 wide) measure 5×6¼ +1¼=32½ inches in *height*, and 5×5½ +1¼=28¾ inches in *width*.



No. 273

Front, cast bronze, matted

Inside 5½ x 4¼ x 10 inches
Outside 5¾ x 4¾ x 10½ "





No. 283

Front, cast bronze, buffed

Inside 5½ x 4¼ x 10 inches
Outside 5¾ x 4¾ x 10½ "



When ordering give list number, details of arrangement and numbering and finish of boxes and woodwork. For finishes see page 91.

YALE

Cuts half size

Letter Boxes



No. 272

Front, cast bronze, matted

Inside 5⅞ x 5 x 10 inches
Outside 6¼ x 5½ x 10½ "





No. 282

Front, cast bronze, buffed

Inside 5⅞ x 5 x 10 inches
Outside 6¼ x 5½ x 10½ "



No. 271

Front, cast bronze, matted

Inside 7½ x 5 x 12 inches
Outside 8 x 5½ x 12½ "





No. 281

Front, cast bronze, buffed

Inside 7½ x 5 x 12 inches
Outside 8 x 5½ x 12½ "

When ordering give list number, details of arrangement and numbering and finish of boxes and woodwork. For finishes see page 91.

Cuts half size

Cuts half size

Lever Handles

Cast bronze



THE spring controlling the hub of a lock, if properly designed for a pair of knobs, is not sufficiently firm to carry a pair of ordinary sized lever handles.

The auxiliary spring attachment here illustrated is designed to correct this and is attached to the back of the escutcheon plate.

When lever handles are associated with locks not having the "Gun-spring" hub (page 237) the auxiliary spring attachment should always be used and the order must so specify.



No. 902

Length 1⅝ ins.
Projection 1⅜ "
Diamond spindle, $\frac{3}{16}$ in.
Square spindles, $\frac{3}{16}$ & $\frac{5}{16}$ in.*



No. 905

Length 1⅝ ins.
Projection 1¼ "
Square spindles, $\frac{3}{16}$ & $\frac{5}{16}$ in.



No. 906

Length 1¾ ins.
Projection 1¼ "
Diamond spindle, $\frac{5}{16}$ in. *only*.



No. 910

Length 2¼ ins.
Projection ¾ "
Square spindles, $\frac{3}{16}$, $\frac{5}{16}$ & $\frac{3}{8}$ in.



No. 904

Length 1½ ins.
Projection 1⅞ "
Square spindles, $\frac{3}{16}$ & $\frac{5}{16}$ in.*



No. 907

Length 1¾ ins.
Projection 1⅞ "
Square spindles, $\frac{3}{16}$ & $\frac{5}{16}$ in.*

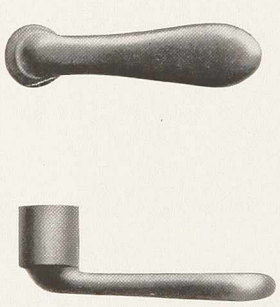

No. 908

Length 2⅜ ins.
Projection ¾ "
Square spindles, $\frac{3}{16}$ & $\frac{5}{16}$ in.*



No. 914

Length 1⅝ ins.
Projection 1¼ "
Square spindles, $\frac{3}{16}$ & $\frac{5}{16}$ in.



No. 920

Length 3½ ins.
Projection 2 "
Square spindles, ¼ & $\frac{5}{16}$ in.*



No. 900

Length 1⅝ ins.
Projection 1½ "
Square spindles, $\frac{3}{16}$ & $\frac{5}{16}$ in.*

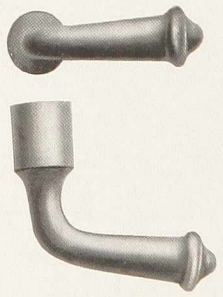

No. 912

Length 1⅞ ins.
Projection 2 "
Square spindles, $\frac{3}{16}$ & $\frac{5}{16}$ in.*



No. 915

Length 2 ins.
Projection 1½ "
Square spindle, $\frac{5}{16}$ in. *only*

* May be spindled in pairs.

When ordering give list number and finish. Also state if to be spindled in pairs; give size of spindle and thickness of door.

YALE

Cuts half size

Lever Handles

Cast bronze



No. 940
Length 2½ ins. Projection 1⅜ ins.
Square spindles, 5/16 and ⅜ in.



No. 941
Length 3 ins. Projection 1½ ins.
Square spindles, 5/16 and ⅜ in.



No. 948
Length 3¼ ins. Projection 1¾ ins.
Square spindles, 3/16 and 5/16 in.



No. 922
Length 1¾ ins. Projection 1⅛ ins.
Square spindles, 5/16 and ⅜ in.



No. 923
Length 2⅛ ins. Projection 1⅛ ins.
Square spindles, 5/16 and ⅜ in.



No. 924
Length 2⅝ ins. Projection 1¼ ins.
Square spindles, 5/16 and ⅜ in.



No. 930
Length 3 ins. Projection 2 ins.
Square spindles, 5/16 and ⅜ in.



No. 931
Length 3¼ ins. Projection 1¾ ins.
Square spindles, 5/16 and ⅜ in.



No. 935
Length 4 ins. Projection 1¾ ins.
Square spindles, 5/16 and ⅜ in.



No. 945
Length 3¼ ins. Projection 1½ ins.
Square spindles, 5/16 and ⅜ in.



No. 944
Length 3⅝ ins. Projection 1½ ins.
Square spindles, 5/16 and ⅜ in.



No. 946
Length 3¾ ins. Projection 1¾ ins.
Square spindles, 5/16 and ⅜ in.

When ordering give list number and finish. Also state if to be spindled in pairs; give size of spindle and thickness of door.

Cuts half size

Cuts half size

Lever Handles

Cast bronze



No. 965

Length 4½ ins. Projection 2 ins.

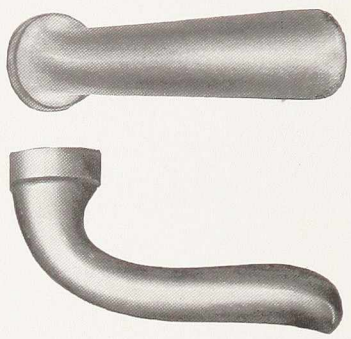

No. 960

Length 2¾ ins. Projection 1¾ ins.

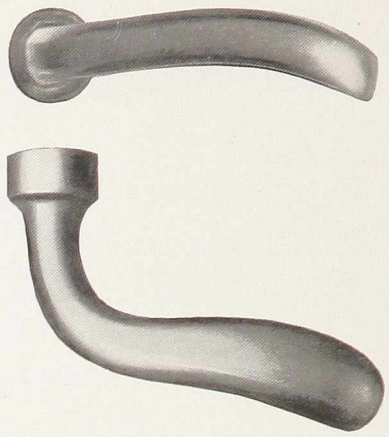

No. 951

Length 3½ ins. Projection 2 ins.

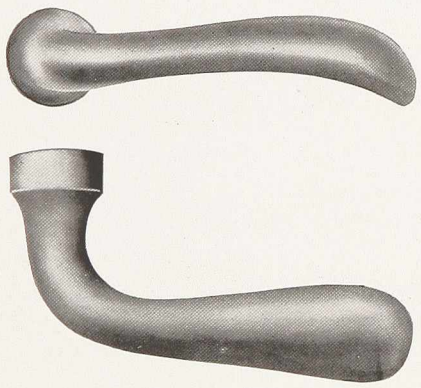

No. 956

Length 3¾ ins. Projection 2½ ins.

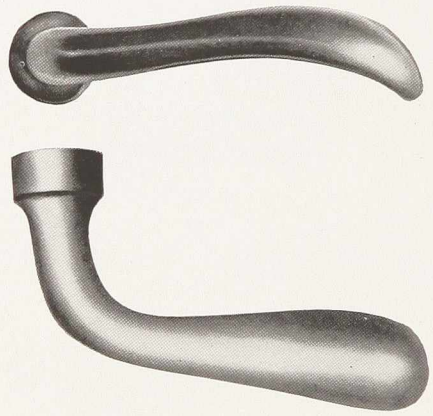

No. 955

Length 3½ ins. Projection 2 ins.

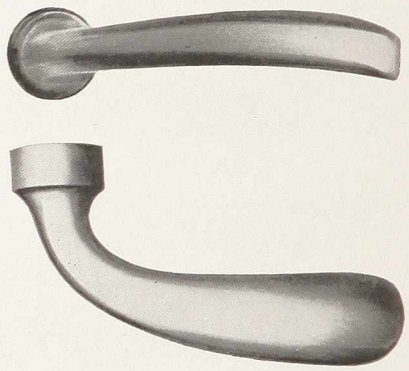

No. 950

Length 3½ ins. Projection 2½ ins.



No. 939

Length 5 ins. Projection 2 ins.

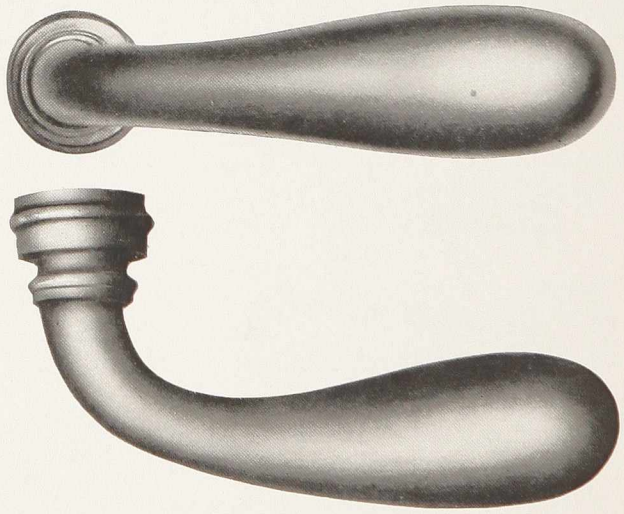

No. 968

Length 4⅞ ins. Projection 3⅜ ins.

When ordering give list number and finish. Also state if to be spindled in pairs; if with 5/16 or ⅜ inch spindle and thickness of door.

Cuts half size

Lever Handles

Cast bronze



No. 985

Ebony handle

Length 5 ins. Projection 2½ ins.



No. 986

Ebony handle

Length 4½ ins. Projection 2½ ins.



No. 982

Oak handle

Length 4½ ins. Projection 2 ins.



No. 987

Ebony handle

Length 5½ ins. Projection 2¼ ins.



No. 937

Colonial school

Length 3½ ins. Projection 2¼ ins.



No. MY939 York

English Gothic school

Length 4⅞ ins. Projection 2¾ ins.

When ordering give list number and finish. Also state if to be spindled in pairs; if with 5/16 or 3/8 inch spindle and thickness of door.

Cuts half size

Lever Handles

Cast bronze



No. MY925 York

English Gothic school

Length 3½ ins. Projection 1¾ ins.

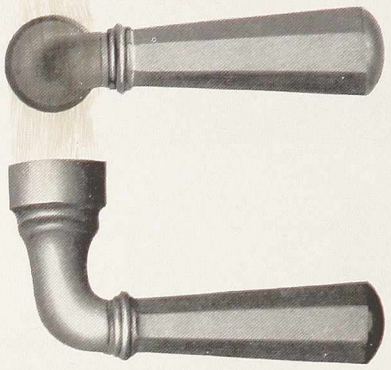

No. KA930 Alameda

Mission school

Length 2⅞ ins. Projection 2¾ ins.

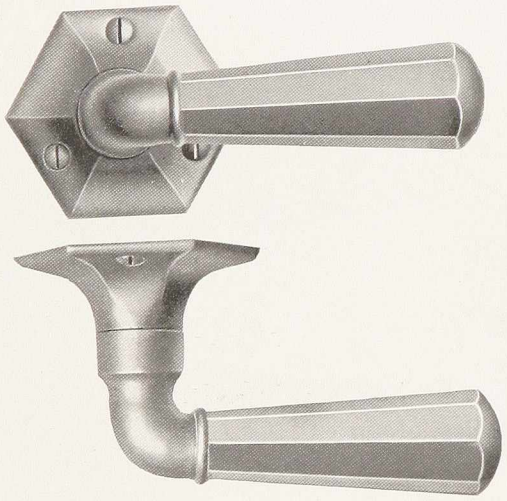

No. KA931 Alameda

Mission school

Length 3½ ins. Projection 2½ ins.
KA273 Rose, 2¼ ins. diam.



No. XKA935 Alameda

Mission school

Length 4 ins. Projection 2⅞ ins.
XKA270 Rose, 1¾ ins. diam.



No. 971

Italian Renaissance school

Length 4¼ ins. Projection 1⅜ ins.



No. 970

Italian Renaissance school

Length 3¾ ins. Projection 1¼ ins.

When ordering give list number and finish. Also state if to be spindled in pairs; if with 5/16 or 3/8 inch spindle and thickness of door.

Cuts half size

Lever Handles

Cast bronze



No. QN941 Newcastle

Georgian school

Length 3¼ ins. Projection 2⅜ ins.



No. XMB941

Italian Renaissance school

Length 4 ins. Projection 3⅛ ins.



No. XMC941

Louis XVI school

Length 4 ins. Projection 3⅛ ins.



No. LJ939 Jeumont

Louis XIV school

Length 4⅞ ins. Projection 2⅜ ins.

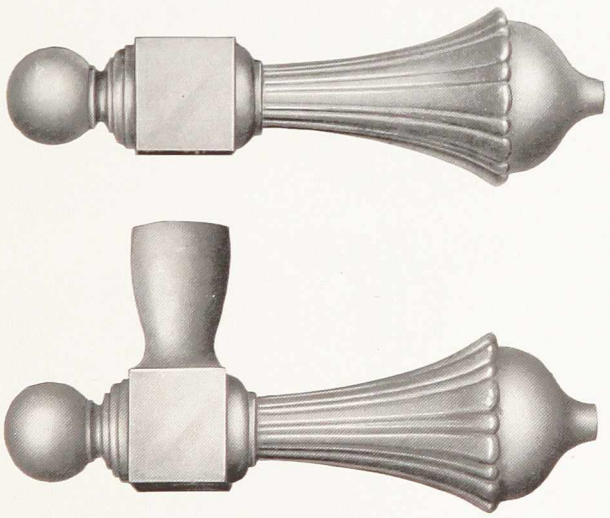

No. XMD949

German Renaissance school

Length 4⅛ ins. Projection 3 ins.

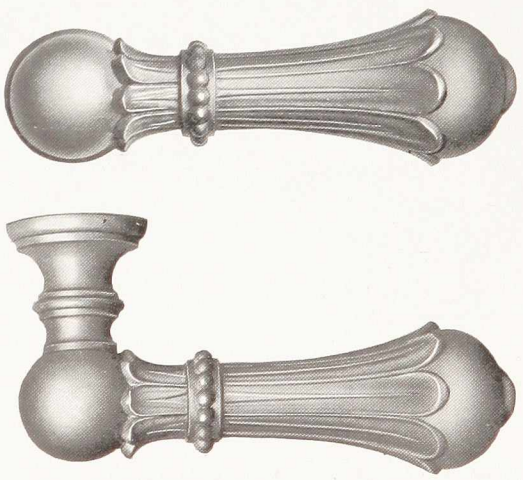

No. XME949

Greek school

Length 4⅜ ins. Projection 2½ ins.

When ordering give list number and finish. Also state if to be spindled in pairs; if with 5/16 or 3/8 inch spindle and thickness of door.

Cuts half size

Cuts half size

Lever Handles

Cast bronze

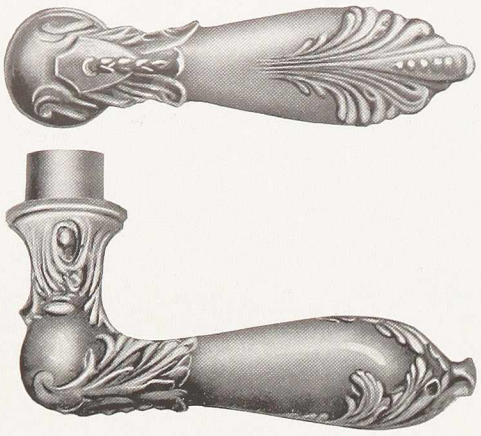

No. QF935 Firenze
Italian Renaissance school
Length 3½ ins. Projection 2¼ ins.

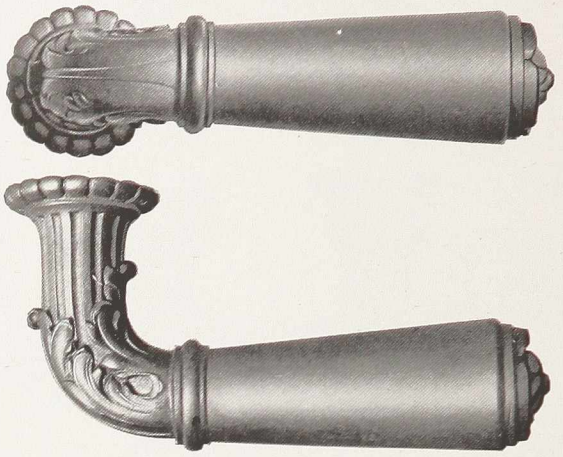

No. XMF935
Italian Renaissance school
Length 4⅜ ins. Projection 3¾ ins.

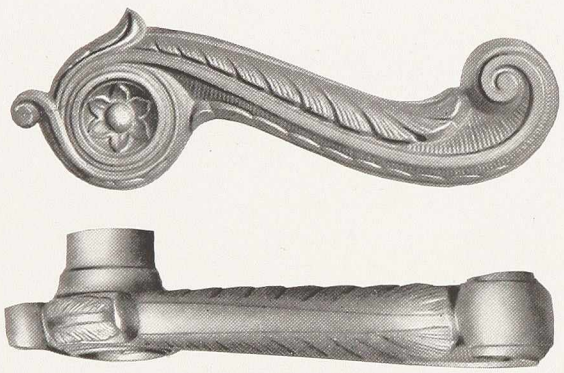

No. XMG971
Empire school
Length 4⅛ ins. Projection 1⅝ ins.

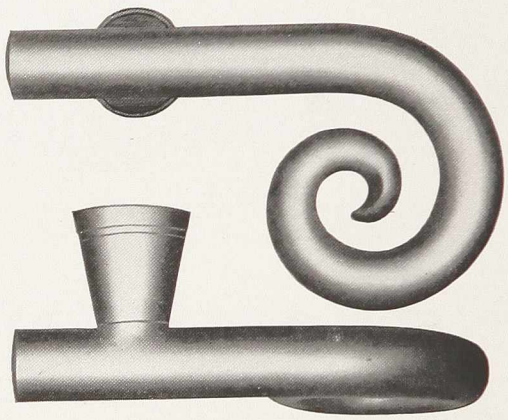

No. SA979 Ashby
Elizabethan school
Length 3½ ins. Projection 1¾ ins.

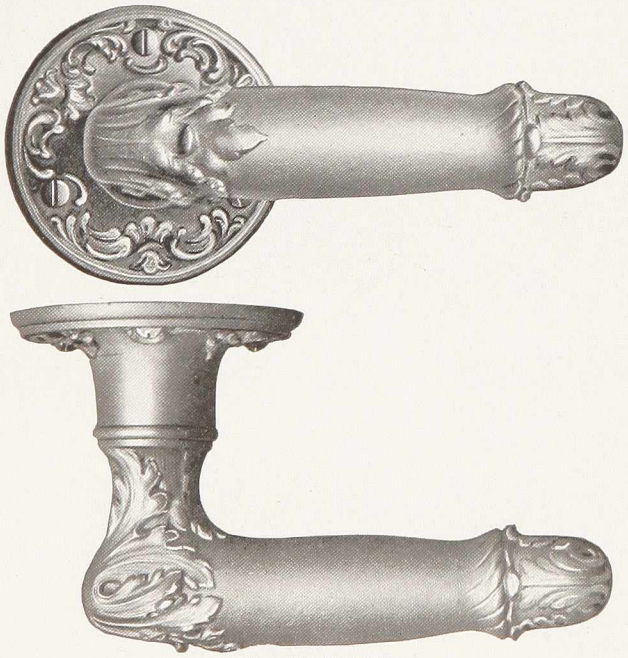

No. XMH935
Louis XVI school
Length 3½ ins. Projection 2⅝ ins.
XMH273 Rose, 2¼ ins. diam.



No. OH949 Hatton
Tudor Gothic school
Length 3⅞ ins. Projection 2¼ ins.
OH273 Rose, 2⅜ ins. diam.

When ordering give list number and finish. Also state if to be spindled in pairs; if with 5/16 or ⅜ inch spindle and thickness of door.

YALE

Cuts half size

Lever Handles

Cast bronze



No. XMK969
Italian Renaissance school
Length 5 ins. Projection 2⅜ ins.
XMK279 Rose, 3⅞ ins. diam.



No. XML962
Louis XVI school
Length 3⅜ ins. Projection 2¼ ins.



No. XMN955
Colonial school
Length 3⅜ ins. Projection 2⅛ ins.
XMN272 Rose, 2 ins. diam.



No. XGE969
Italian Renaissance school
Length 5⅛ ins. Projection 2½ ins.
XGE279 Rose, 3¾ x 2⅞ ins.





No. 969
Colonial school
Length 5¼ ins. Projection 2⅜ ins.

When ordering give list number and finish. Also state if to be spindled in pairs; if with 5/16 or ⅜ inch spindles and thickness of door.

Cuts half size

Lever Handles

Cast bronze

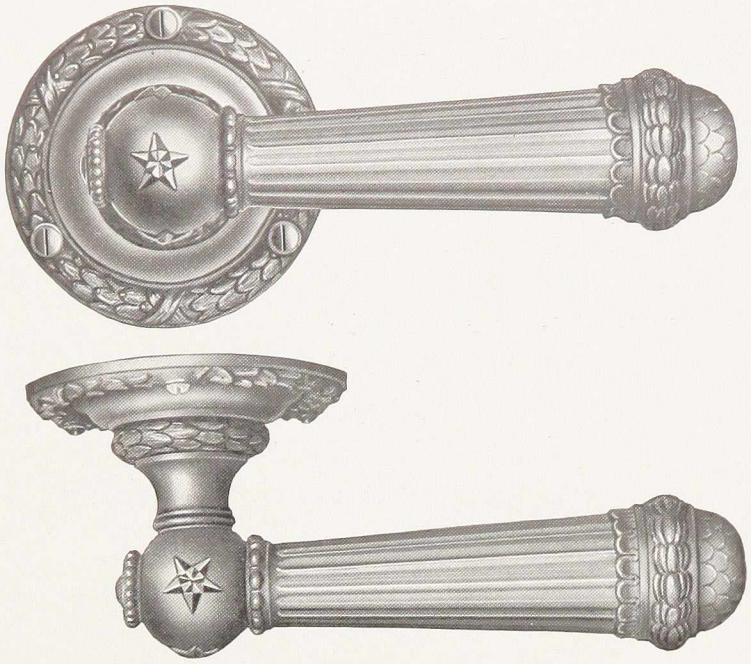

No. XMP939
Empire school
Length 5⅛ ins. Projection 2⅝ ins.
XMP277 Rose, 3⅛ ins. diam.

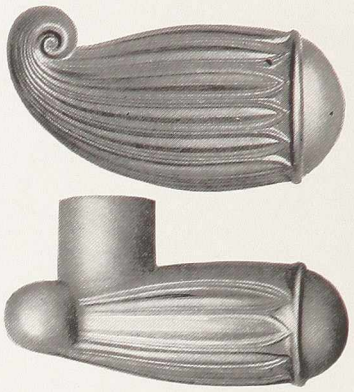

No. XMR940
Greek school
Length 2⅛ ins. Projection 1⅝ ins.



No. RT935 Trianon
Louis XVI school
Length 3⅝ ins. Projection 2¼ ins.
RT273 Rose, 2¼ ins. diam.

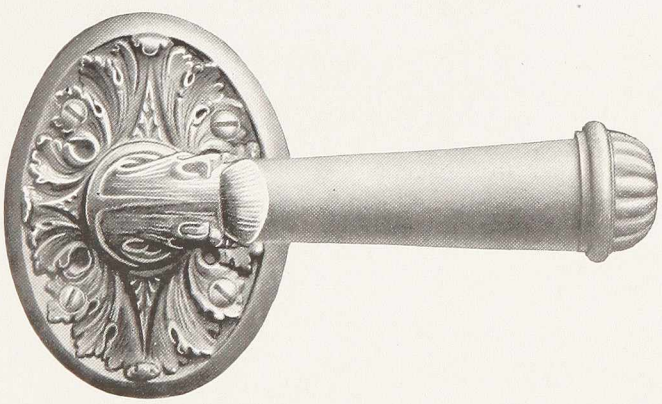

No. MB935 Biarritz
French Renaissance school
Length 4 ins. Projection 2¾ ins.
MB279 Rose, 3¾ x 2⅞ ins.

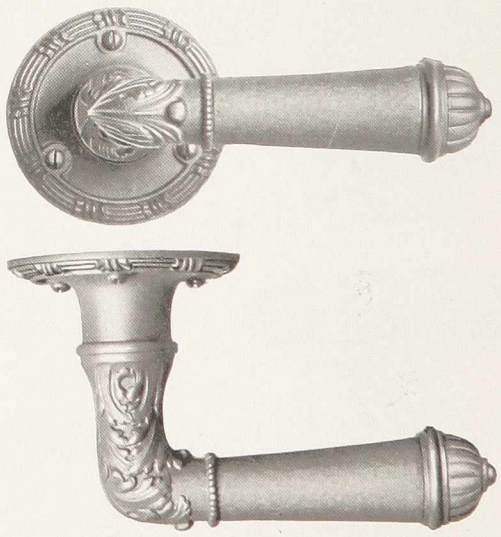

No. SD935 Dreux
French Renaissance school
Length 3¾ ins. Projection 2½ ins.
SD273 Rose, 2¼ ins. diam.

When ordering give list number and finish. Also state if to be spindled in pairs; if with 5/16 or 3/8 inch spindle and thickness of door.

Cuts half size

Lever Handles

Cast bronze



No. XMS939

Italian Renaissance school

Length 5⅛ ins. Projection 3¼ ins.
XMS276 Rose, 2⅞ ins. diam.



No. XMT962

Louis XVI school

Length 3⅝ ins. Projection 2½ ins.

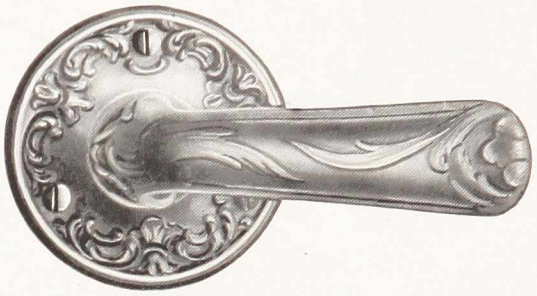

No. HF963 Fleury

Louis XV school

Length 2⅞ ins. Projection 2⅝ ins.
HF273 Rose, 2¼ ins. diam.

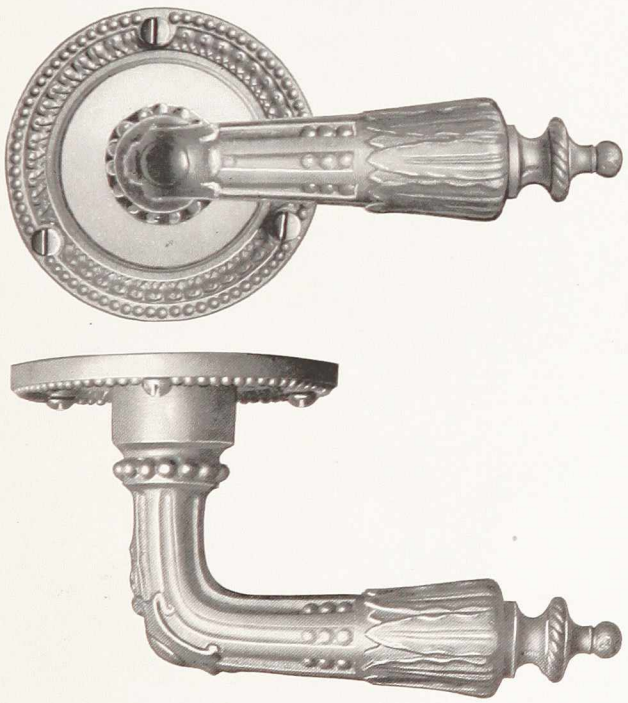

No. MC935 Chatillon

Louis XVI school

Length 3½ ins. Projection 3¼ ins.
MC274 Rose, 2½ ins. diam.



No. HC939 Cambria

Modern Renaissance school

Length 4¾ ins. Projection 3¼ ins.

When ordering give list number and finish. Also state if to be spindled in pairs; if with 5/16 or 3/8 inch spindle and thickness of door.

Cuts half size

[1]Cuts half size

Lever Handles

Cast bronze

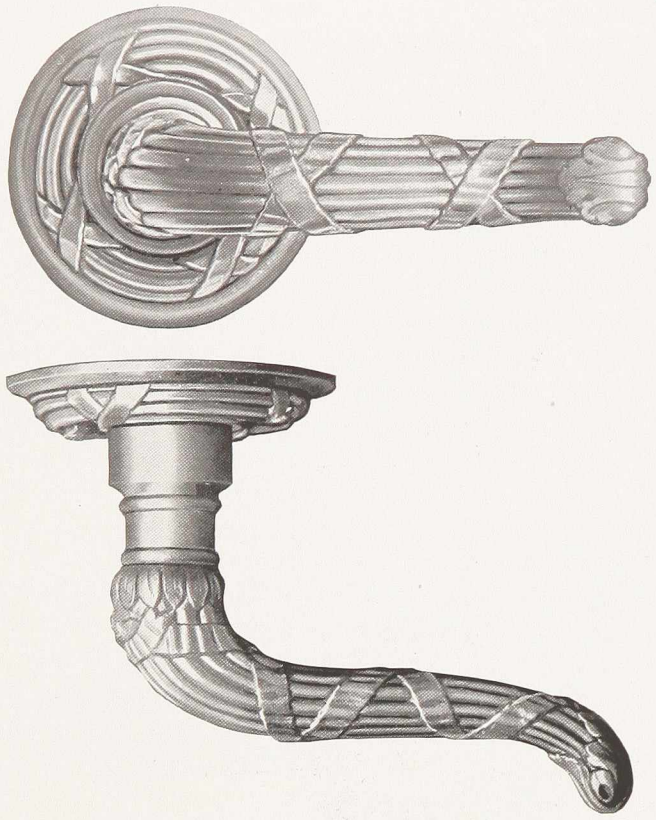

No. OL965 Lorraine
Louis XVI school
Length 4¼ ins. Projection 4¼ ins.
OL274 Rose, 2½ ins. diam.

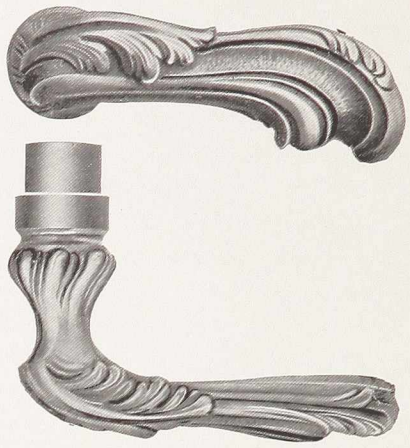

No. XL960 Lorient
Louis XVI school
Length 3⅛ ins. Projection 2¾ ins.

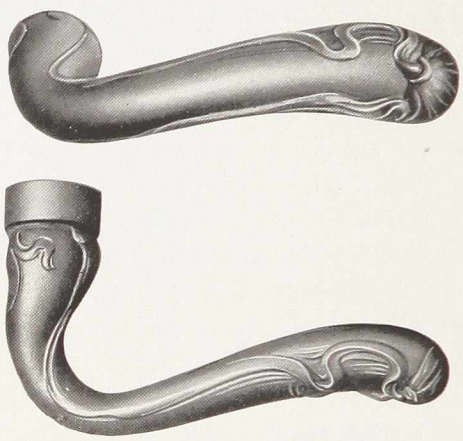

No. SL964 Laval
L'Art Nouveau school
Length 4 ins. Projection 2⅜ ins.

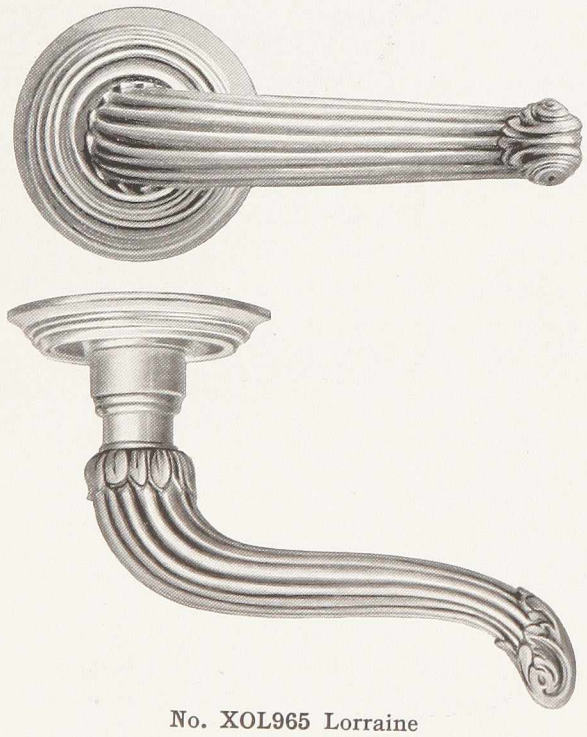

No. XOL965 Lorraine
Louis XVI school
Length 4¼ ins. Projection 4¼ ins.
XOL274 Rose, 2½ ins. diam.



No. IF964 Fontenoy
Louis XV school
Length 3⅞ ins. Projection 2⅛ ins.
IF273 Rose, 2¼ ins. diam.

When ordering give list number and finish. Also state if to be spindled in pairs; if with 5/16 or 3/8 inch spindle and thickness of door.

Cuts half size



No. 693 1½ inches

ABCDEFGHIJKLMN
OPQRSTUVWXYZ

No.
693 Height, 1½ inches . Cast bronze, modeled surface . Attached by pins cast in back



No. 687 1¾ inches

ABCDEFGHIJKLM
NOPQRSTUVWXYZ

687 Height, 1¾ inches . . . Cast bronze . . . Attached by pins cast in back



No. 670 ¾ inches

ABCDEFGHIJKLM
NOPQRSTUVWXYZ

670 Height, ¾ inch . . . Cast bronze . . . Attached by pins cast in back
671 " 2 " . . . " " . . " " " " " "



No. 690 2 inches

ABCDEFGHIJKLMN
OPQRSTUVWXYZ

690 Height, 2 inches . . . Cast bronze . . . Attached by pins cast in back



No. 685 2¾ inches

ABCDEFGHIJKLMN
OPQRSTUVWXYZ

685 Height, 2¾ inches . . . Cast bronze . . Attached by pins cast in back

May be furnished for attaching to stone, etc., to special order and at an additional price.
When ordering give list number and finish. For finishes see page 91.

Cuts half size

Letters and Numerals



No. 683 3½ inches

ABCDEFGHIJKLM
NOPQRSTUVWXYZ

No. 683 Height, 3½ inches . . . Cast bronze . . Attached by pins cast in back



No. 675 4 inches

ABCDEFGHIJKLM
NOPQRSTUVWXYZ

675 Height, 4 inches . . . Cast bronze . . Attached by pins cast in back



No. 680 4⅛ inches

ABCDEFGHIJKLM
NOPQRSTUVWXYZ

680 Height, 4⅛ inches . . . Cast bronze . . . Attached by wood screws



No. 677 4⅛ inches

ABCDEFGHIJKLMN
OPQRSTUVWXYZ

677 Height, 4⅛ inches . . . Cast bronze . . Attached by pins cast in back

May be furnished for attaching to stone, etc., to special order and at an additional price.
When ordering give list number and finish. For finishes see page 91.

YALE

Cuts half size

Letters and Numerals



Size 1 inch

No.
660 Height, 1 inch. Cast bronze. Attached by pins cast in back.

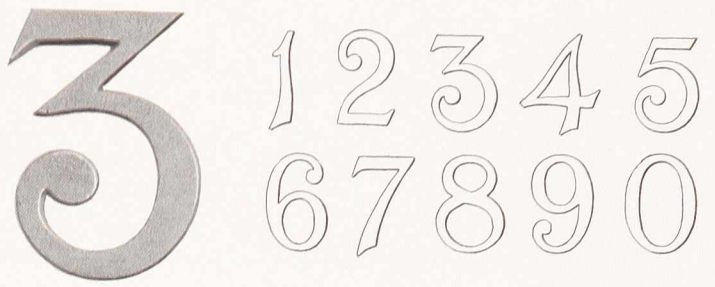

Size 1¼ inch

No.
645 Height, 1¼ inches. Cast bronze. Attached by pins cast in back.

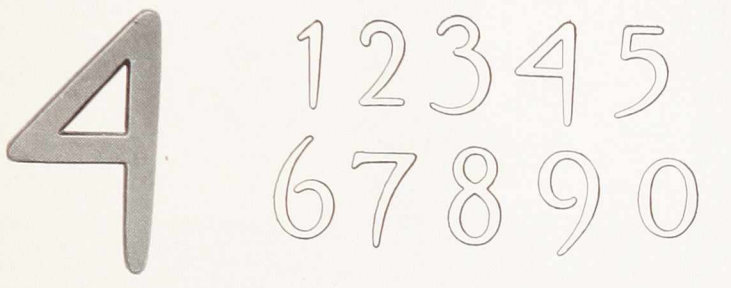

Size 1¼ inch

No.
625 Height, 1¼ inches. Cast bronze. Attached by pins cast in back.



Size 1⅝ inch

No.
620 Height, ⅝ inch.

No.
621 Height, 1⅝ inches.

Cast bronze. Attached by pins cast in back.



Size 2 inch

No.
610 Height, 2 inches.
611 " 3⅝ "

Cast bronze.
Attached by pins cast in back.

No.
612 Height, 4⅞ inches.

Cast bronze.
Attached by wood screws.



Size 2 inch

No.
600 Height, 1 inch.
601 " 1¼ inches.
602 " 2 "
603 " 2½ "
604 " 3 "

Cast bronze.
Attacned by pins cast in back.



No.
605 Height, 4⅜ inches.
606 " 6⅛ "
607 " 10 "
609 " 2 "

Cast bronze.
Attached by wood screws.

May be furnished for attaching to stone, etc., to special order and at an additional price.
When ordering give list number and finish. For finishes see page 91.

Letters and Numerals



Size 2¾ inch

No.
655 Height, 2¾ inches. Cast bronze. Attached by pins cast in back.

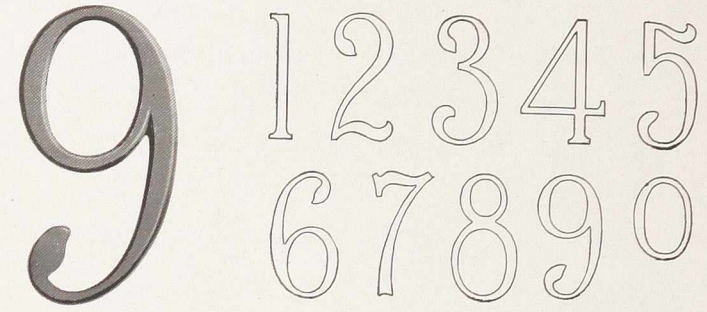

Size 2¾ inch

No.
640 Height, 2¾ inches. Cast bronze. Attached by pins cast in back.



Size 4⅛ inch

No.
630 Height, 4⅛ inches. Cast bronze. Attached by pins cast in back.

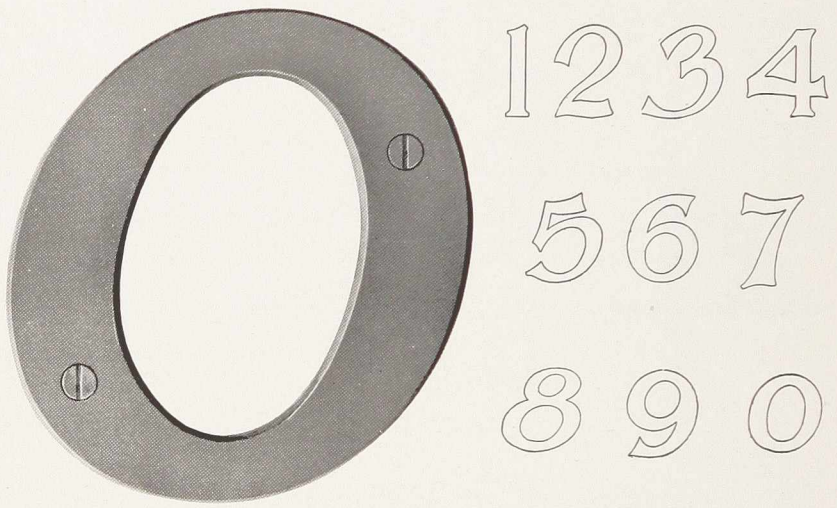

Size 4⅝ inch

No.
615 Height, 4⅝ inches. Cast bronze. Attached by wood screws.

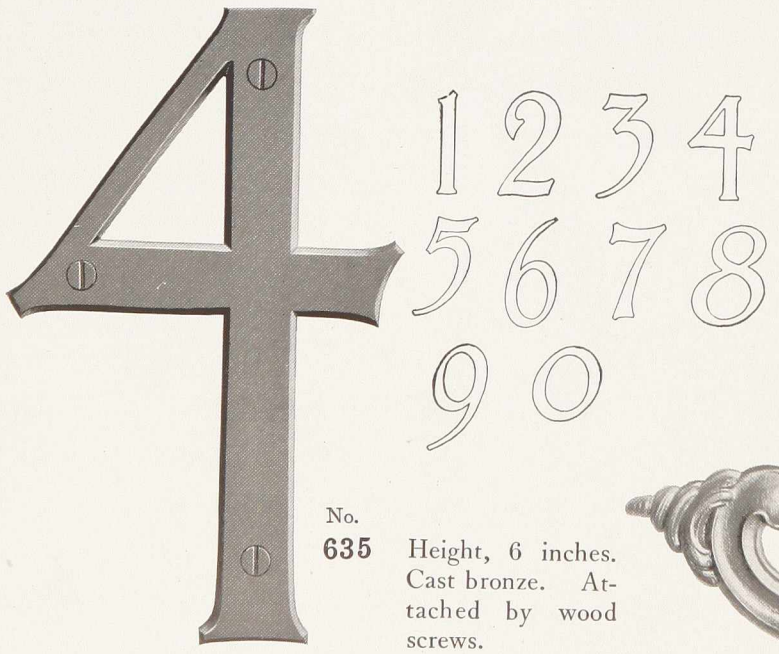

Size 6 inch

No.
635 Height, 6 inches. Cast bronze. Attached by wood screws.



Size 5⅜ inch

No.
650 Height, 5⅜ inches. Cast bronze. Attached by pins cast in back.

May be furnished for attaching to stone, etc., to special order and at an additional price.
When ordering give list number and finish. For finishes see page 91.

Plates, Name



No. 1982 2¼ x 12 inches

Lettered plates

Cast bronze, incised letters, beveled and matted edge

Name	Size
Bill Clerk	2¼ x 10 inches
Bookkeeper	2¼ x 12 "
Cashier	2¼ x 8 "
"	2¼ x 12 "
Entrance	2¼ x 12 "
Gents	2¼ x 8 "
Ladies	2¼ x 8 inches
No admittance	2¼ x 12 "
President	2¼ x 12 "
"	3 x 5½ "
Private	2¼ x 8 "
"	2¼ x 12 "
Superintendent	2¼ x 12 inches
Superintendent's Office	3¾ x 12⅞ "
Teller	2¼ x 8 "
Treasurer	2¼ x 12 "



No. 1984 2¼ x 12 inches

Lettered plates

Cast bronze, raised letters and edge, matted surface

Name	Size
Ass't	2½ x 5¾ inches
Express	2¼ x 12 "
Gentlemen	2¼ x 12 "
"	3⅜ x 14 "
Ladies	2¼ x 12 inches
"	3⅜ x 14 "
Men	3 x 9⅜ "
Private	2¼ x 12 inches
Superintendent	2¼ x 14 "
Women	3 x 9⅜ "

Blank plates

Cast bronze, raised edge, matted surface

May be used for any lettering desired, to special order and at an additional price

Made in the following sizes, 1½ x 13 inches, 2¼ x 5½ inches, 2⅜ x 15½ inches, 3 x 9½ inches, 3 x 21 inches, 3 x 22 inches, and 5½ x 27 inches.

Pulls, Door

Cuts half size



No. 499

Sliding door pull

Cast bronze

For doors sliding flush in pocket

No.
499 Plate 8 x 4 inches. Cup 5¾ x 3¼ x 1⅜ inches

½ dozen in a paper box with screws.

Sliding door pull

Japanned iron case 6½ x 3¼ x 1 inches

Bronze front, stop and pull.
Flat cast front, 8⅝ x 1 5/16 inches, for doors of either hand.

No.
497 Operation: Pressing down stop in front projects the pull, enabling door to be closed when flush in pocket.

Each in a paper box with screws.



No. 497

Sliding door pull

Japanned iron case 3⅝ x 2¼ x 11/16 inches

Bronze front, stop and pull.
Flat cast front, 5¾ x ⅞ inches, for doors of either hand.

No.
496 Operation: Pushing stop in front projects the pull, enabling door to be closed when flush in pocket.

Each in a paper box with screws.



No. 496

YALE

When ordering give list number and finish. For finishes see page 91.

Cuts half size

Pulls, Door



No. 502 series
Size 5¾ x 1¼ ins.
GL502 Bronze
FL502 Iron



No. 501 series
Size 4¾ x ⅝ ins.
GL501 Bronze
FL501 Iron



No. 500 series
Size 3¼ x ½ ins.
GL500 Bronze
FL500 Iron



No. 505
Size 4½ x ¾ ins.
505 Bronze



No. 506 series
Size 5 x 1 ins.
506 Bronze
2506 Iron



No. 508 series
Size 5½ x 1⅜ ins.
508 Bronze
2508 Iron

1 dozen in a paper box with screws.



No. 523
Size 7½ x 1½ inches
523 . . Cast bronze
Plates . . 2½ x 1½ ins.
Grip . . . 4¾ "

½ dozen in a paper box with screws.



No. 510
Size 5⅞ x 1¼ inches
510 . . . Cast bronze
Bases . . 1¼ x 1¼ ins.
Grip . . . 3¾ "



No. 515
Size 6¾ x 1 1/16 inches
515 . . . Cast bronze
Bases . . . 1 1/16 ins.
Grip . . 5 "
Attached by machine screws.

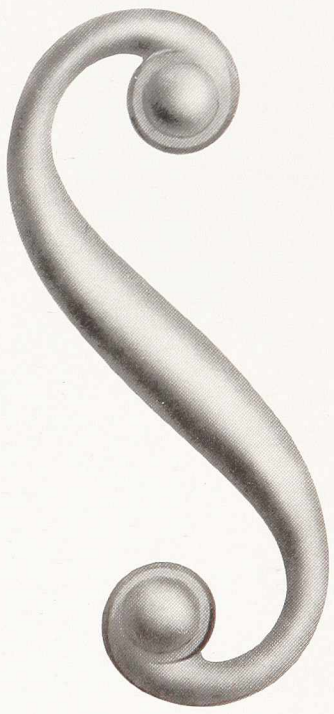

No. 516
Size 6¾ x 1 1/16 inches
516 . . Cast bronze
Bases . . . 1 1/16 ins.
Grip . . . 5 "
Attached by machine screws.

Cuts half size

When ordering give list number and finish. For finishes see page 91.

Pulls, Door

Cuts half size



No. 527



No. 526



No. 513



No. 512



No. 514

Door pulls

Cast bronze

No.				Attached by
512	Length, 7¼ inches over all	Grip, 6 inches centre to centre	Bases, 1½ inches	Machine screws
513	Length, 11½ inches over all	Grip, 10 inches centre to centre	Bases, 1½ inches	Machine screws
514	Length, 8⅞ inches over all	Grip, 6½ inches centre to centre	Bases, 1 1/16 x 1 inches	Machine screws
526	Length, 8⅝ inches over all	Grip, 6½ inches centre to centre	Bases, 2¼ inches	Wood screws
527	Length, 11⅜ inches over all	Grip, 9¼ inches centre to centre	Bases, 2¼ inches	Wood screws

⅙ dozen in a paper box with screws.

YALE

When ordering give list number and finish. For finishes see page 91.

Cuts half size

Pulls, Door



No. GR548



Nos. DT546 and BT546



No. GR541



No. GR540

Door pulls

Cast bronze

No.			
GR540	Plate, 7½ x 2¼ inches	Grip, 4⅛ inches centre to centre	Attached by wood screws
GR541	Plate, 9 x 2½ inches	Grip, 4½ inches centre to centre	Attached by wood screws
GR548	Plate, 11 x 2⅝ inches	Grip, 4⅛ inches centre to centre	Attached by wood screws

Wrought bronze

DT546	Plate, 10 x 2¾ inches	Grip, 4⅞ inches centre to centre	Attached by wood screws

Wrought steel

BT546	Plate, 10 x 2¾ inches	Grip, 4⅞ inches centre to centre	Attached by wood screws

1/6 dozen in a paper box with screws.

Pulls, Door

Cuts half size



No. GR547



No. GR551



No. GR554



No. GR555

Door pulls

Cast bronze

No.				
GR547	Plate, 10 x 3 inches	Grip, 4½ inches centre to centre		Attached by wood screws
GR551	Plate, 11 x 2⅝ inches	Grip, 5 inches centre to centre		Attached by wood screws
GR554	Plate, 11 x 3 inches	Grip, 4⅞ inches centre to centre	Attached by wood screws	Specify hand when ordering
GR555	Plate, 11 x 3 inches	Grip, 4⅞ inches centre to centre	Attached by wood screws	Specify hand when ordering

⅙ dozen in a paper box with screws.

YALE

When ordering give list number and finish. For finishes see page 91.

Cuts half size

Pulls, Door



No. GR552



No. GR553



No. GR549



No. GR550

Door pulls

Cast bronze

No.			
GR549	Plate, 11 x 2⅝ inches	Grip, 6 inches centre to centre	Attached by wood screws
GR550	Plate, 11 x 2⅝ inches	Grip, 6 inches centre to centre	Attached by wood screws
GR552	Plate, 11 x 3 inches	Grip, 4⅛ inches centre to centre	Attached by wood screws
GR553	Plate, 11 x 3 inches	Grip, 4⅛ inches centre to centre	Attached by wood screws

⅙ dozen in a paper box with screws.

Pulls, Door

Cuts half size



No. GR545

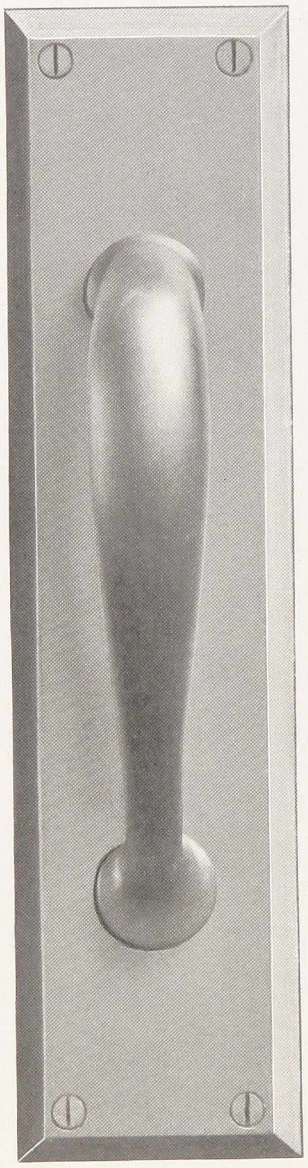

No. GR564



No. GR556



No. GR565

Door pulls

Cast bronze

No.			
GR545	Plate, 10 x 2½ inches	Grip, 4⅞ inches centre to centre	Attached by wood screws
GR556	Plate, 11 x 3 inches . . .	Grip, 4⅛ inches centre to centre . . .	Attached by wood screws
GR564	Plate, 11 x 2¾ inches	Grip, 5⅝ inches centre to centre	Attached by wood screws
GR565	Plate, 12 x 3 inches . . .	Grip, 6 inches centre to centre . . .	Attached by wood screws

⅙ dozen in a paper box with screws.

YALE

When ordering give list number and finish. For finishes see page 91.

Cuts half size

Pulls, Door



No. GR571

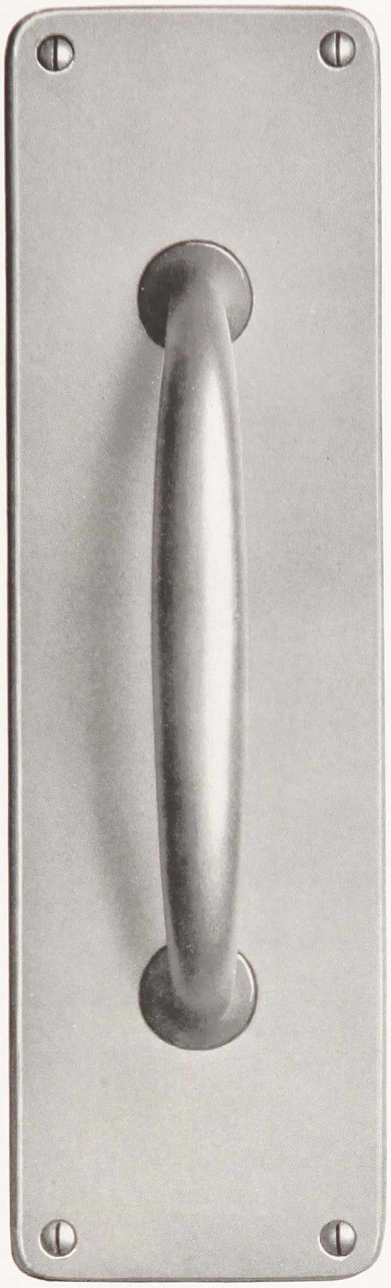

No. GT566



No. GR560



No. GR562

Door pulls

Cast bronze

No.			
GR560	Plate, 12 x 3 inches	Grip, 6⅞ inches centre to centre	Attached by wood screws
GR562	Plate, 12 x 3 inches	Grip, 6⅞ inches centre to centre	Attached by wood screws
GT566	Plate, 11⅞ x 3 inches	Grip, 6½ inches centre to centre	Attached by wood screws
GR571	Plate, 14 x 3¼ inches	Grip, 7⅛ inches centre to centre	Attached by wood screws

⅙ dozen in a paper box with screws.

Cuts half size

When ordering give list number and finish. For finishes see page 91.

Pulls, Door

Cuts half size



No. GR569



No. GN563



No. GR572

Door pulls

Cast bronze

No.				
GN563	Plate, 12 x 3 inches	Grip, 6⅝ inches centre to centre		Attached by wood screws
GR569	Plate, 14 x 3¼ inches . . .	Grip, 8½ inches centre to centre		Attached by wood screws
GR572	Plate, 13⅞ x 3¼ inches	Grip, 4⅞ inches centre to centre	Attached by wood screws	Specify hand when ordering

⅙ dozen in a paper box with screws.

YALE

When ordering give list number and finish. For finishes see page 91.

Cuts half size

Pulls, Door

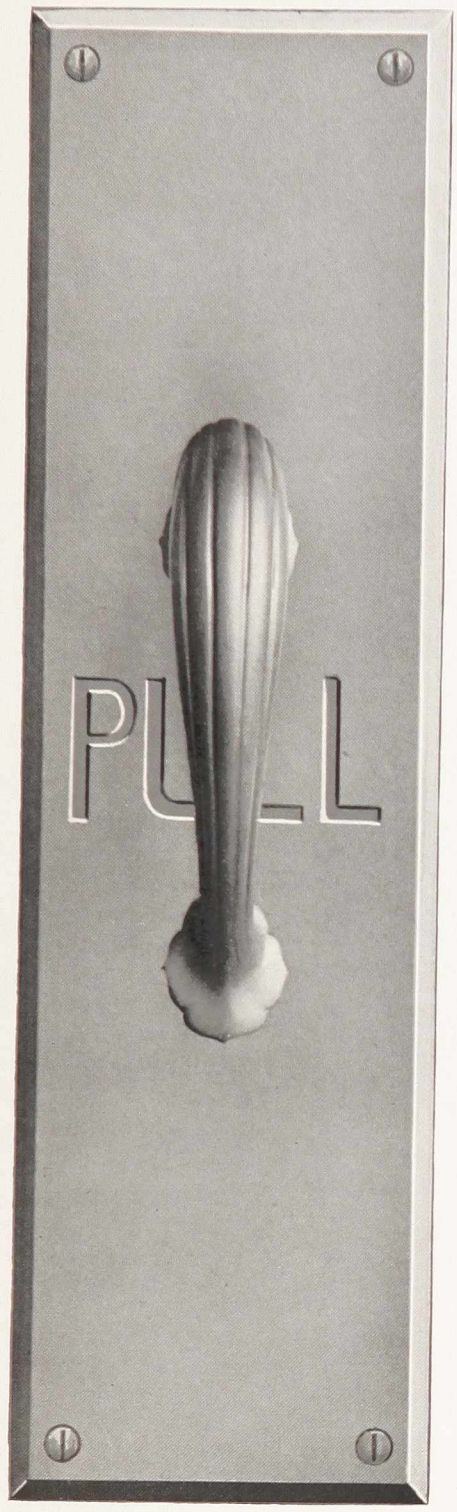

No. GR574



No. GR575



No. GR573

Door pulls

Cast bronze

No.			
GR573	Plate, 14 x 3⅞ inches	Grip, 6⅝ inches centre to centre	Attached by wood screws
GR574	Plate, 14 x 3⅞ inches	Grip, 4 inches centre to centre	Attached by wood screws
GR575	Plate, 14 x 3⅞ inches	Grip, 6½ inches centre to centre	Attached by wood screws

⅙ dozen in a paper box with screws.

Pulls, Door

Cuts half size

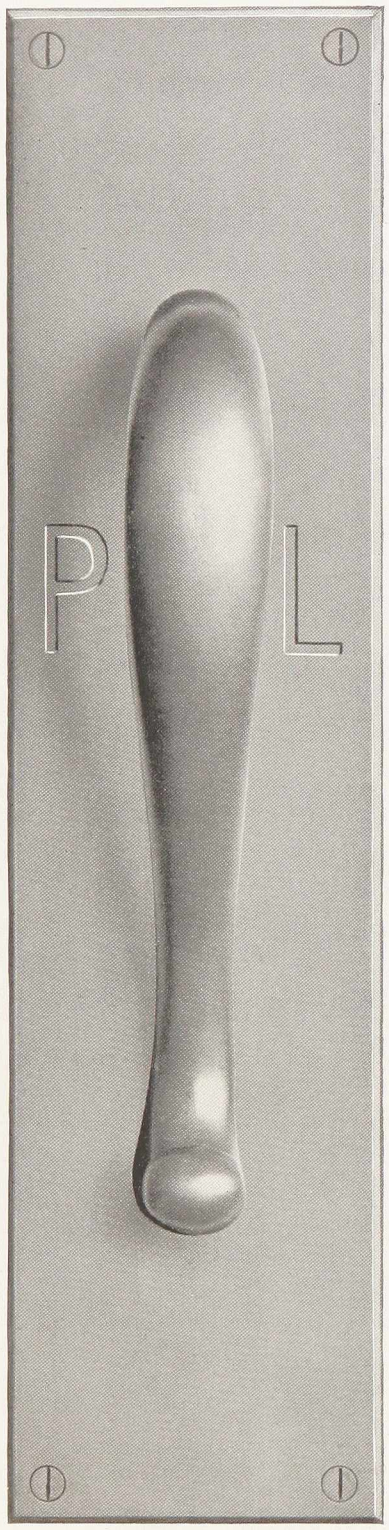

No. GN576



No. GN578

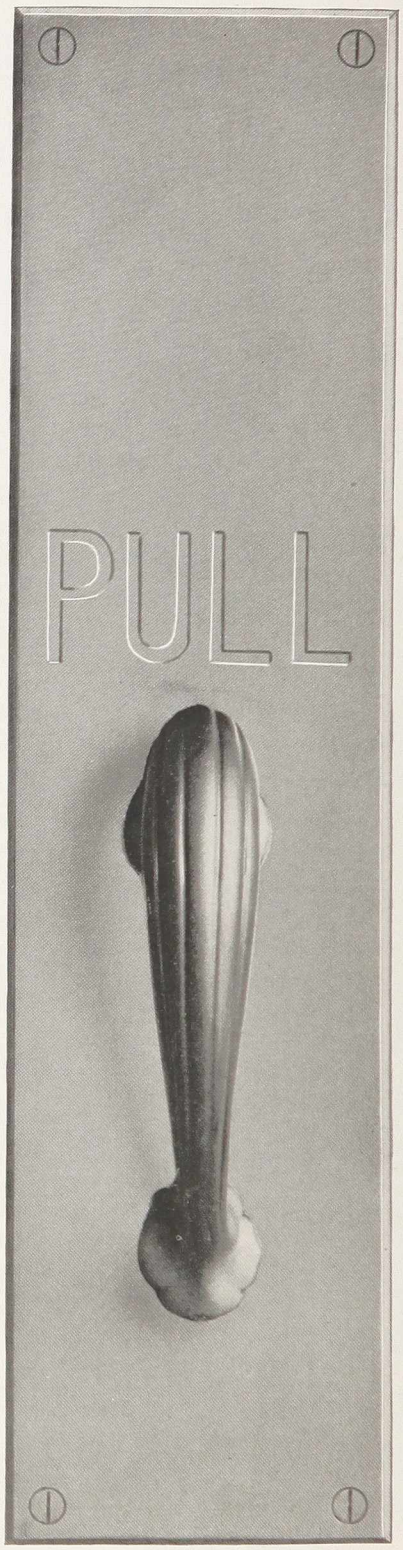

No. GN577

Door pulls

Cast bronze

No.			
GN576	Plate, 14⅜ x 3⅝ inches	Grip, 6⅝ inches centre to centre	Attached by wood screws
GN577	Plate, 14⅜ x 3⅝ inches	Grip, 4 inches centre to centre	Attached by wood screws
GN578	Plate, 14⅜ x 3⅝ inches	Grip, 6½ inches centre to centre	Attached by wood screws

⅙ dozen in a paper box with screws.

YALE

When ordering give list number and finish. For finishes see page 91.

Cuts half size

Pulls, Door



No. GR592

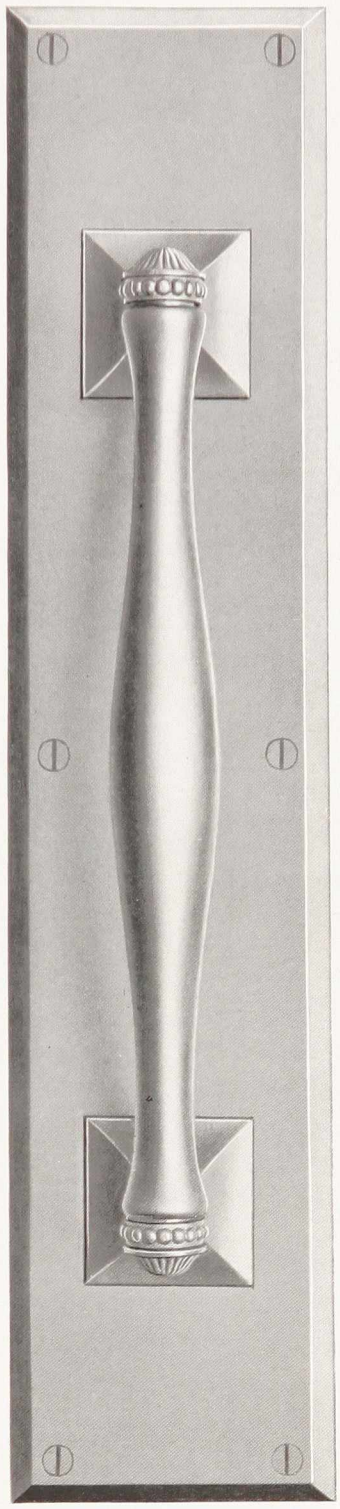

No. GR570



No. GT585

Door pulls

Cast bronze

No.				Attached by
GR570	Plate, 14x3½ inches	Grip,	9¼ inches centre to centre	Wood screws
GT585	Plate, 16x4 inches	Grip,	9¾ inches centre to centre	Wood screws
GR592	Plate, 18x4 inches	Grip,	10⅛ inches centre to centre	Wood screws

⅙ dozen in a paper box with screws.

When ordering give list number and finish. For finishes see page 91.

Pulls, Door

Cuts half size



No. GR588

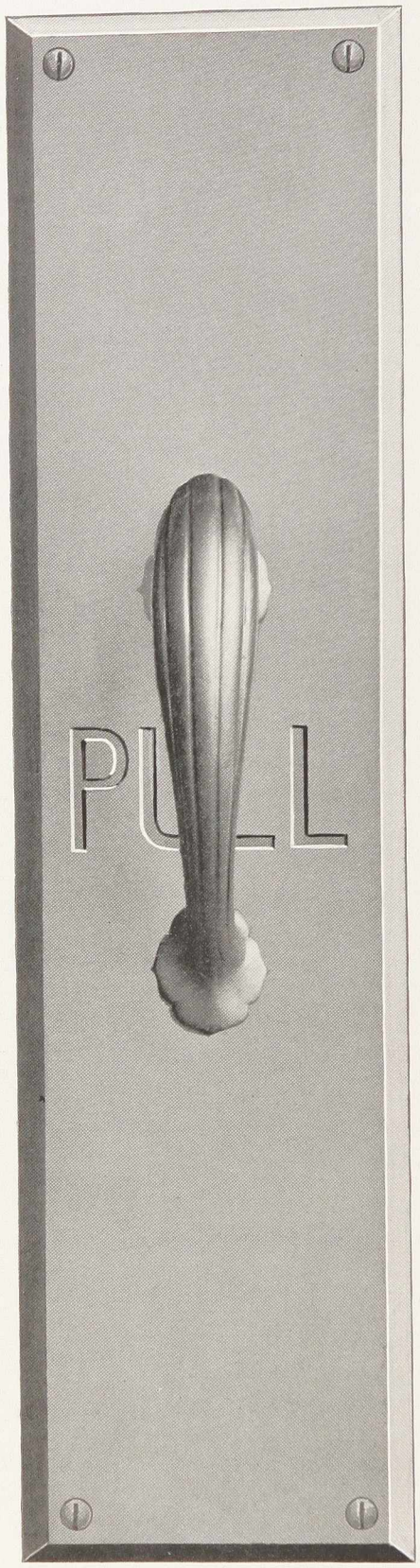

No. GR587



No. GR590

Door pulls: Cast bronze

No.			
GR587	Plate, 16 x 4 inches	Grip, 4 inches centre to centre	Attached by wood screws
GR588	Plate, 16 x 4 inches	Grip, 6½ inches centre to centre	Attached by wood screws
GR590	Plate, 16½ x 3½ inches	Grip, 10⅜ inches centre to centre	Attached by wood screws

⅙ dozen in a paper box with screws.

YALE

When ordering give list number and finish. For finishes see page 91.

Cuts half size

Pulls, Door



No. GR595



No. GR589



No. GR586

Door pulls: Cast bronze

No.			Attached by
GR586	Plate, 16x4 inches	Grip, 6⅝ inches centre to centre	Wood screws
GR589	Plate, 16½x3½ inches	Grip, 9¾ inches centre to centre	Wood screws
GR595	Plate, 20 x 4 inches	Grip, 10¾ inches centre to centre	Wood screws

⅙ dozen in a paper box with screws.

Cuts half size

When ordering give list number and finish. For finishes see page 91.

Pulls, Door

Cuts third size



No. XKL598
Italian Renaissance

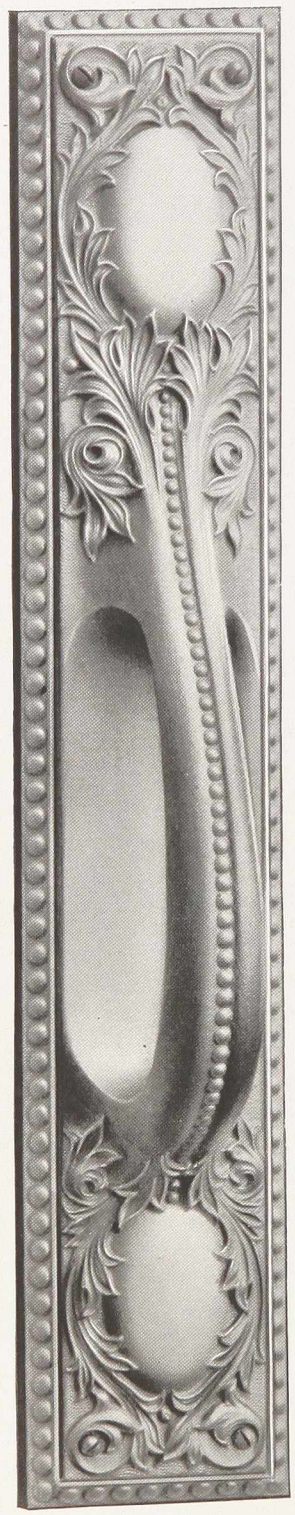

No. XKH597
Romanesque school



No. XKG596
Byzantine school



No. GR594
Roman school

Door pulls

Cast bronze

No.			Attached by
GR594	Plate, 18 x 4 inches	Grip, 6⅞ inches centre to centre	Wood screws
XKG596	Plate, 20⅝ x 3¾ inches	Grip, 9¾ inches centre to centre	Wood screws
XKH597	Plate, 21¼ x 3⅞ inches	Grip, 7⅛ inches centre to centre	Wood screws
XKL598	Plate, 24 x 4⅜ inches	Grip, 12¼ inches centre to centre	Wood screws

⅙ dozen in a paper box with screws.

YALE

When ordering give list number and finish. For finishes see page 91.

Cuts third size

Pulls, Door



No. XKC526

Italian Renaissance

Length	19 ins.
Bases	2¾ "
Grip	15½ "



No. XKB525

Romanesque school

Length	15 ins.
	2¾ x 2¾ "
Grip	11½ "



No. XKA524*

Romanesque school

Length	12⅜ ins.
Bases	5½ x 2¼ "
Grip	7 "



No. XKG524*

Romanesque school

Length	8 ins.
Width	1½ "
Grip	6 "

Door pulls

Cast bronze



No. XKE508*

Italian Renaissance

Length	8⅛ ins.
Width	2¼ "
Grip	5¼ "



No. XKE510*

Louis XV school

Length	8⅝ ins.
Width	2⅝ "
Grip	6⅝ "



No. XKF511*

French Renaissance

Length	10⅜ ins.
Width	2½ "
Grip	7 "

⅙ dozen in a paper box with screws.

*Specify hand when ordering.

Pulls, Grip

Cuts half size



No. XKA1
Cast bronze
Length over all 6¾ ins.
Centre to centre 5⅝ "



No. XKA2. Left hand *
Cast bronze
Length over all 7 ins.
Centre to centre 5 "



No. XKA3. Right hand *
Cast bronze
Length over all 7 ins.
Centre to centre 5 "



No. XKA4
Cast bronze
Length over all 6¾ ins.
Centre to centre 5⅝ "



No. XKA5½*
Cast bronze
Length over all 7 ins.
Centre to centre 5½ "



No. XKA6
Cast bronze
Length over all 8¾ ins.
Centre to centre 6¾ "



No. XKA7
Cast bronze
Length over all 8¾ ins.†
Centre to centre 6¾ " †



No. XKA9
Cast bronze
Length over all 9½ ins.
Centre to centre 6⅞ "

* Specify hand when ordering.

† Can also be furnished; length over all 12⅝ ins.; centre to centre 10⅛ ins. List No. XKA8.

The grips here shown are but a few selections from our extensive line. They may be associated with any plain or ornamental plates of appropriate size and used as door pulls or store door handles.

YALE

When ordering give list numbers of grip and plate and finish. For finishes see page 91.

Cuts half size

Pulls, Grip



No. XKA10
Cast bronze
Length over all 5⅞ ins.
Centre to centre 5 "



No. XKA14
Cast bronze
Length over all 5 ins.
Centre to centre 4⅛ "



No. XKA15
Cast bronze
Length over all 4⅝ ins.
Centre to centre 4⅛ "

No. XKA16
Cast bronze
Length over all 15¼ ins.
Centre to centre 10¾ "



No. XKA11
Cast bronze
Length over all 6⅞ ins.
Centre to centre 6 "



No. XKA12
Cast bronze
Length over all 7½ ins.
Centre to centre 6½ "

The grips here shown are but a few selections from our extensive line. They may be associated with any plain or ornamental plates of appropriate size and used as door pulls or store door handles.

When ordering give list numbers of grip and plate and finish. For finishes see page 91.

Push Buttons



No. GL1410
Size, 3 inches diameter
Cast bronze



No. TM1410
Size, 2¾ inches diameter
Cast bronze



No. TM1409
Size, 2½ inches diameter
Cast bronze



No. GL1413
Size, 2½ x 1¼ inches
Cast bronze



No. PN1416
Size, 3⅝ x 2¼ inches
Cast bronze



No. GT1416
Size, 3¼ x 2 inches
Cast bronze



No. GN1416 3¼ x 1⅞ ins.
No. GN1404 2 x 2 ins.
Cast bronze



No. EF1413
Size, 2½ x 1¼ inches
Cast iron



No. GL1419
Size, 6 x 2½ inches
Cast bronze



No. GN1417
Size, 4⅞ x 2⅜ inches
Cast bronze



No. GT1417
Size, 5 x 2½ inches
Cast bronze



No. DT1416 Wrought bronze
No. BT1416 Wrought steel
Size, 4 x 1¾ inches

Each in a paper box with screws.

Push Plates



No. GR1730
11 x 3 inches



No. GR1735
11 x 3 inches



No. GN1730
11 x 3 inches



No. GT1730
11 x 3 inches

Push plates

Cast bronze

No.

GR1730 Made in the following sizes: 10 x 3 inches, 11 x 3 inches, 12 x 3 inches, 11 x 3½ inches, 14 x 3½ inches, 16½ x 3½ inches, 18 x 3½ inches, 16 x 4 inches, 18 x 4 inches, 20 x 4 inches, 24 x 4 inches, and 24 x 5 inches.

GR1735 Made in the following sizes: 10 x 2½ inches, 8 x 3 inches, 11 x 3 inches, 14 x 3¼ inches, 14 x 4 inches, 16 x 4 inches, 18 x 4 inches, 20 x 4 inches, 32 x 4 inches, and 24 x 4½ inches.

GN1730 Made in the following sizes: 11 x 3 inches, 12 x 3 inches, 16 x 3 inches, 13½ x 3¼ inches, 11 x 3½ inches, 18 x 3½ inches, 24 x 3¾ inches, 12 x 4 inches, 16 x 4 inches, 18 x 4 inches, and 20 x 4 inches.

GT1730 Made in the following sizes: 10 x 3 inches, 11 x 3 inches, 11 x 3½ inches, 12 x 3½ inches, 12 x 4 inches, 16 x 4 inches, and 20 x 4 inches.

Sizes other than above made to special order and at an additional price.

⅙ dozen in a paper box with screws.

Push Plates

Cuts half size



No. DR1730
10 x 3 inches



No. DT1730
10 x 2¾ inches



No. GR1737
3 x 2 inches



No. GR1747
3 x 2 inches



No. GT1747
3 x 2 inches



No. G1730
10 x 3 inches

Push plates

Bronze, steel and glass

No.
DR1730 Solid rolled bronze
BR1730 " " steel
Made in the following sizes: 10 x 3, 12 x 3, 15 x 3, 12 x 3½, 15 x 3½, 18 x 3½, 12 x 4, 16 x 4, 18 x 4 and 24 x 4 inches.
⅓ dozen in a paper box with screws.

DT1730 Wrought reversed bronze
BT1730 " " steel
Made in the following sizes: 10x2¾ and 12 x 3 inches.
½ dozen in a paper box with screws.

No.
GR1737 Cast bronze, square corners (push)
GR1747 Cast bronze, square corners (pull)
Size, 3 x 2 inches *only*.
½ dozen in a paper box with screws.

GT1737 Cast bronze, round corners (push)
GT1747 Cast bronze, round corners (pull)
Size, 3 x 2 inches *only*.
½ dozen in a paper box with screws.

No.
G1730 Plate glass, beveled edges. Made in the following sizes: 10x3 inches, 12x3 inches, 14 x 3 inches, 12 x 3½ inches, 12 x 4 inches and 16 x 4 inches.
⅙ dozen in a paper box with screws.

YALE

When ordering give list number, size and finish. For finishes see page 91.

Cuts half size

Roses and Plates



No. DP340
Wrought bronze
Size 3 x 1½ inches
No. 1 (low) thimble, for mortise knob latches.



No. BP340
Wrought steel
Size 3 x 1½ inches
No. 1 (low) thimble, for mortise knob latches.



No. AF340
Wrought steel
Size 3 x 1½ inches
No. 1 (low) thimble, for mortise knob latches.



No. XBA231
Cast bronze
Size 2 x 2 inches
No. 0 (high) thimble, for all door knobs.



No. XBC231
Cast bronze
Size 2 x 2 inches
No. 0 (high) thimble, to be let in flush.



No. H227
Cast bronze
Size 2¾ ins. diam.
No. 0 (high) thimble, for all door knobs.



No. H223
Cast bronze
Size, 2¼ ins. diam.
No. 0 (high) thimble, for all door knobs.



No. H225
Cast bronze
Size 2½ ins. diam.
No. 0 (high) thimble, for all door knobs.



Nos. D323 and B323
Size 2¼ ins. diam.
D323 Wrought bronze
B323 " steel
No. 1 (low) thimble for all door knobs.



No. XBD223
Cast bronze
Size 2¼ ins. diam.
No. 0 (high) thimble, for all door knobs.



No. XBE223
Cast bronze
Size 2¼ ins. diam.
No. 0 (high) thimble, for all door knobs.



No. XBF222
Cast bronze
Size 2⅛ ins. diam.
No. 0 (high) thimble, for all door knobs.



No. XBG222
Cast bronze
Size 2⅛ ins. diam.
No. 1 (low) thimble, for XH35 knob (page 390).



No. XBH225
Cast bronze
Size 2⅜ ins. diam.
Special thimble, for all door knobs with No. 0 (high) shank.



No. H273 Series
Cast bronze
H273 2¼ ins. diam.
H270 1¾ " "
Special thimble, for all lever handles.



No. XBK320
Cast bronze
Size 1¾ ins. diam.
No. 1 (low) thimble, for all mortise bolt knobs.



No. XBL320
Cast bronze
Size, 1¾ ins. diam.
No. 1 (low) thimble, for all door knobs.

When ordering give list number of rose and knob and finish.
For finishes see page 91.

Roses and Plates

Cuts half size



No. XBM320
Cast bronze
Size 1½ ins. diam.
No. 1 (low) thimble, for all closet knobs.



No. H260
Cast bronze
Size 1¼ ins. diam.
For glass drawer and shutter knobs 1¼ ins.



No. H261
Cast bronze
Size 1½ ins. diam.
For glass drawer and shutter knobs 1¾ ins.



No. H262
Cast bronze
Size 1¾ ins. diam.
For glass door knobs 1¾ and 2¼ ins.



No. NC266
Cast bronze
Size 2½ ins. diam.
For all glass door knobs 2¼ ins.



No. H266
Cast bronze
Size 2½ ins. diam.
For all glass door knobs 2¼ ins.



No. UB260
Cast bronze
Size 1¼ ins. diam.
For glass drawer and shutter knobs 1¼ ins.



No. UB261
Cast bronze
Size 1½ ins. diam.
For glass drawer and shutter knobs 1¾ ins.



No. UB263
Cast bronze
Size 2 ins. diam.
For glass door knobs 1¾ and 2¼ ins.



No. UB266
Cast bronze
Size 2½ ins. diam.
For all glass door knobs 2¼ ins.



No. H1105
Cast bronze
Size 1¼ ins. diam.
For H31 and H51 thumb-turns.



No. GP1005
Cast bronze
Size 1¾ x ⅞ ins.
For mortise bolt knobs and thumb-turns.



No. DP2205
Wrought bronze
Size 2 x 1⅛ ins.
For mortise bolt knobs, thumb-turns and lever handles.



No. GN1205
Cast bronze
Size 1⅞ x 1⅛ ins.
For thumb-turns, Tee and lever handles.



No. GR2305
Cast bronze
Size 2¼ x 1¼ ins.
For thumb-turns, Tee and lever handles.

No. GN3205
Cast bronze
Size 2½ x 1⅛ ins.
For thumb-turns, Tee and lever handles.



No. XH270
Cast bronze
Size 1½ ins. diam.
Special thimble, for lever handles.



No. GL3605
Cast bronze
Size 2½ x 1⅝ ins.
Bearing back of plate, for lever handles.



No. GT3505
Cast bronze
Size 2½ x 1½ ins.
Special thimble, for lever handles.



No. GR3405
Cast bronze
Size 2½ x 1⅜ ins.
Special thimble, for lever handles.



No. GN5905
Cast bronze
Size 3½ x 2 ins.
Special thimble, for lever handles.

When ordering give list number and finish. Also give list number of knob, thumb-turn, Tee or lever handle. For finishes see page 91.

Cuts half size

Roses and Plates



No. GN1005
Cast bronze
Size 2 x ¾ ins.

No.	
GN1005	For thumb-turns, Tee and lever handles.



No. GR3045 series
Cast bronze
Size 2¾ x ¾ ins.

No.	For
GR3045	No. 1004 latch
GR3055	" 1060 bolt



No. GR4135 series
Cast bronze
Size 3 x 1 ins.

No.	For
GR4135	No. 1063 bolt
GR4135	" 1049 "
GR4144	" 1100 t'bkle
GR4145	" 1009 latch



No. GR5245 series
Cast bronze
Size 3½ x 1⅛ ins.

No.	For
GR5245	No. 1009 latch
GR5254	" 1050 bolt



No. GR7544 series
Cast bronze
Size 5 x 1½ ins.

No.	For
GR7544	No. 1130 t'bkle
GR7554	" 1010½ latches
GR7556	" 1152 t'bkle



No. GR7144 series
Cast bronze
Size 4½ x 1 ins.

No.	For
GR7144	No. 1118 t'bkle
GR7144	" 1119 "
GR7154	" 1010 latches



No. GT5254
Cast bronze
Size 3½ x 1⅛ ins.

No.	For
GT5254	No. 1050 bolt



No. GN4605
Cast bronze
Size 3⅜ x 1⅝ ins.

No.	
GN4605	For Tee and lever handles.



No. GR8744
Cast bronze
Size
5½ x 1¾ ins.
For No. 1134
turnbuckle



No. GT6244

No. GT6244 series
Cast bronze
Size 4 x 1⅛ ins.

No.	For
GT6244	No. 1104½ t'bkle
GT6244	" 1100 "
GT6255	" 1007 latch
GT6255	" 1008 "
GT6255	" 1048 bolt
GT6256	" 1143 t'bkle



No. GR6244

No. GR6244 series
Cast bronze
Size 4 x 1⅛ ins.

No.	For
GR6244	No. 1104½ t'bkle
GR6244	" 1100 "
GR6255	" 1007 latch
GR6255	" 1008 "
GR6255	" 1048 bolt
GR6256	" 1143 t'bkle

The plates illustrated above are designed to span the case of the lock, when used on a *thin* door, and to allow the screws to take hold of wood above and below the case. *Any* of the plates on this or the opposite page may be associated with *any* thumb-turn, Tee or lever handle when used with *any* lock on a *thick* door.

When ordering give list number and finish. Also give list number of thumb-turn, Tee or lever handle. For finishes see page 91.

Sash Lifts, Flush

Cuts half size



Nos. DP1344 and BP1344

Plate, 1½ x 3¼ inches
Cup, ¾ x 2¼ x 5/16 inches

No.	Material
DP1344	Wrought bronze
BP1344	Wrought steel

2 dozen in a paper box with screws.



No. AF1344

Plate, 1½ x 3¼ inches
Cup, ¾ x 2¼ x 5/16 inches

No.	Material
AF1344	Wrought steel

2 dozen in a paper box with screws.



Nos. DT1344 and BT1344

Plate, 1½ x 3 inches
Cup, ¾ x 2 x ⅜ inches

No.	Material
DT1344	Wrought bronze
BT1344	Wrought steel

2 dozen in a paper box with screws.



No. GL1344

Cast bronze

No.	Plate	Cup
GL1347	1¼ x 3 ins.	¾ x 2⅛ x 7/16 ins.
GL1344	1½ x 3⅛ "	"
GL1348	1½ x 3½ "	⅞ x 2½ x ½ ins.
GL1349	2 x 3½ "	"

½ dozen in a paper box with screws.



No. GN1344

Cast bronze

No.	Plate	Cup
GN1347	1¼ x 3 ins.	¾ x 2⅛ x 7/16 ins.
GN1344	1½ x 3⅛ "	"
GN1348	1½ x 3½ "	⅞ x 2½ x ½ "
GN1349	2 x 3½ "	"

½ dozen in a paper box with screws.



No. GR1344

Cast bronze

No.	Plate	Cup
GR1347	1¼ x 3 ins.	¾ x 2⅛ x 7/16 ins.
GR1344	1½ x 3⅛ "	"
GR1348	1½ x 3½ "	⅞ x 2½ x ½ ins.
GR1349	2 x 3½ "	"

½ dozen in a paper box with screws.



No. GT1344

Cast bronze

No.	Plate	Cup
GT1347	1¼ x 3 ins.	¾ x 2⅛ x 7/16 ins.
GT1344	1½ x 3¼ "	"
GT1348	1½ x 3½ "	⅞ x 2½ x ½ ins.
GT1349	2 x 3½ "	"

½ dozen in a paper box with screws.

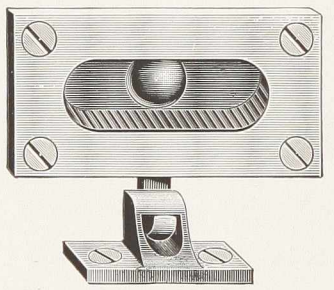

No. GL11344

Cast bronze

With locking attachment

No.	Plate	Cup
GL11344	1½ x 3⅛ ins.	¾ x 2⅛ x 7/16 ins.
GL11349	2 x 3½ "	⅞ x 2½ x ½ "

½ dozen in a paper box with screws.

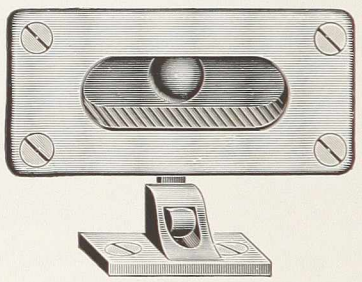

No. GT11344

Cast bronze

With locking attachment

No.	Plate	Cup
GT11344	1½ x 3¼ ins.	¾ x 2⅛ x 7/16 ins.
GT11349	2 x 3½ "	⅞ x 2½ x 7/16 "

½ dozen in a paper box with screws.



No. GT1399

Cast bronze

No.	Plate	Cup
GT1394	1½ x 3 ins.	⅞ x 2¼ x ½ ins.
GT1398	1¾ x 3½ "	⅞ x 2½ x ½ "
GT1399	1⅞ x 4⅛ "	⅞ x 2¾ x ½ "

½ dozen in a paper box with screws.



No. XG1349

Cast bronze

May be used with glass plate

No.	Plate	Cup
XG1349	1¼ x 4½ ins.	¾ x 4 x ½ ins.

½ dozen in a paper box with screws.



No. XG1344

Cast bronze

May be used with glass plate

No.	Plate	Cup
XG1344	1½ x 3 ins.	1 x 2½ x ½ ins.

½ dozen in a paper box with screws.

YALE

When ordering give list number and finish. For finishes see page 91.

Cuts half size

Sash Lifts, Hook etc.



No. DP1343
Size, ¾ x 1¾ inches
Height of hook, 1½ inches

No.	Material
DP1343	Wrought bronze

3 dozen in a paper box with screws.



No. BP1343
Size, ¾ x 1¾ inches
Height of hook, 1½ inches

No.	Material
BP1343	Wrought steel

3 dozen in a paper box with screws.



No. DT1343
Size, ¾ x 1¾ inches
Height of hook, 1½ inches

No.	Material
DT1343	Wrought bronze

3 dozen in a paper box with screws.

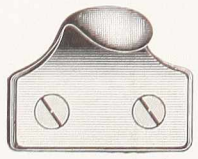

No. BT1343
Size, ¾ x 1¾ inches
Height of hook, 1½ inches

No.	Material
BT1343	Wrought steel

3 dozen in a paper box with screws.



No. AF1343
Size, ¾ x 1¾ inches
Height of hook, 1½ inches

No.	Material
AF1343	Wrought steel

3 dozen in a paper box with screws.



No. GR1343
Size, ⅞ x 1¾ inches
Height of hook, 1½ inches

No.	Material
GR1343	Cast bronze

1 dozen in a paper box with screws.

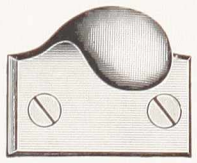

No. FR1343
Size, ⅞ x 1¾ inches
Height of hook, 1½ inches

No.	Material
FR1343	Cast iron

1 dozen in a paper box with screws.

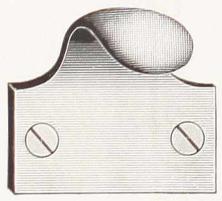

No. GL1341 series
Size, 1 x 1⅞ inches
Height of hook, 1¾ inches

No.	Material
GL1341	Cast bronze
FL1341	Cast iron

1 dozen in a paper box with screws.

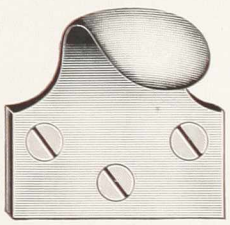

No. GL1342
Size, 1 x 2 inches
Height of hook, 2⅛ inches

No.	Material
GL1342	Cast bronze

1 dozen in a paper box with screws.



No. EF1339
With locking attachment
Size of plate 1¼ x 1⅞ ins.
Size of strike ¾ x 1⅞ "

No.	Material
EF1339	Cast iron

1 dozen in a paper box with screws.



No. GR1339 series
With locking attachment
Size of plate 1¼ x 1⅞ ins.
Size of strike ¾ x 1⅞ "

No.	Material
GR1339	Cast bronze
FR1339	Cast iron

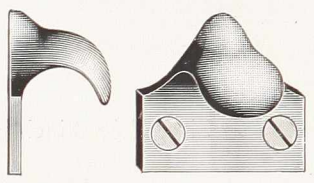

Side Front

No. GL1338
For extra heavy sash
Size, ¾ x 1½ inches
Height of hook, 1½ inches

No.	Material
GL1338	Cast bronze

1 dozen in a paper box with screws.

Bar sash lifts



No. GL500 series
Size, ½ x 3¼ inches

No.	Material
GL500	Cast bronze
FL500	Cast iron



No. GL501 series
Size, ⅝ x 4¾ inches

No.	Material
GL501	Cast bronze
FL501	Cast iron



No. GL502 series
Size, 1¼ x 5¾ inches

No.	Material
GL502	Cast bronze
FL502	Cast iron

1 dozen in a paper box with screws.

Cuts half size

Sash Lifts, Bar



No. 505

No.		
505	Size, 5/8 x 4 3/8 inches	Material, cast bronze



Nos. 506 and 2506

No.		
506	Size, 1 x 5 inches	Material, cast bronze
2506	" "	" " iron



Nos. 1355 and 2355

No.		
1355	Size, 1 1/4 x 5 inches	Material, cast bronze
2355	" "	" " iron



No. EF1355

No.		
EF1355	Size, 1 1/4 x 5 inches	Material, cast iron



No. 1365

No.		
1365	Size, 1 1/4 x 5 inches	Material, cast bronze



Nos. 1359 and 2359

No.		
1359	Size, 1 1/4 x 5 1/8 inches	Material, cast bronze
2359	" "	" " iron



Nos. 1358 and 2358

No.		
1358	Size, 1 3/8 x 5 1/2 inches	Material, cast bronze
2358	" "	" " iron



Nos. 1357 and 2357

No.		
1357	Size, 1 5/8 x 5 5/8 inches	Material, cast bronze
2357	" "	" " iron

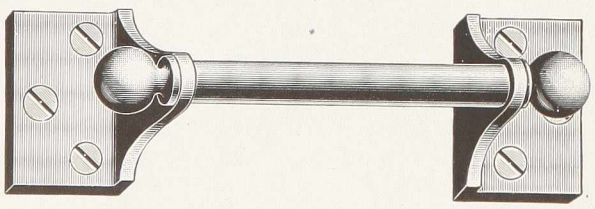

No. 1361

No.					
1360	2 x 7	ins.	Projection 1 5/8 ins.	Material, cast bronze	
1361	1 3/4 x 5 1/2	"	" 1 5/16 "	"	"
1362	1 1/2 x 4 3/4	"	" 1 1/4 "	"	"

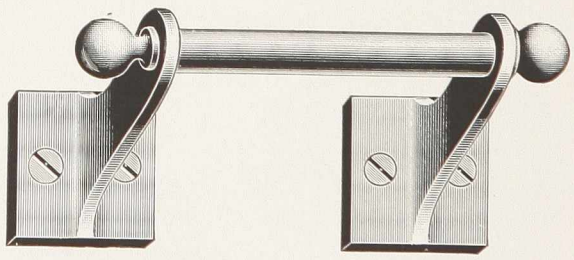

No. 1352

No.		
1352	1 3/8 x 5 1/4 ins. Projection, 1 1/2 ins.	Material, cast bronze

1 dozen in a paper box with screws.

YALE

When ordering give list number and finish. For finishes see page 91.

Cuts half size

Sash or Transom Centres



No. 2314 series

Cast iron

Transom plates, $2\frac{3}{8}$ x $\frac{7}{8}$ ins. Pivot plates, $1\frac{3}{4}$ x $\frac{3}{4}$ ins.

No.	
2314	Cast iron, unpolished
2315	" " polished

1 dozen sets in a paper box with screws.



No. 1335 series

For vertical swing sash

No.	
1335	Cast bronze, wheeled finish

Made in the following sizes:

$\frac{1}{2} \times 4 \times 1\frac{1}{4}$ ins.	$\frac{1}{2} \times 5 \times 2$ ins.	$\frac{1}{2} \times 5 \times 2\frac{5}{8}$ ins.
$\frac{1}{2} \times 4 \times 1\frac{3}{8}$ "	$\frac{1}{2} \times 5 \times 2\frac{1}{8}$ "	$\frac{1}{2} \times 5 \times 2\frac{3}{4}$ "
$\frac{1}{2} \times 4 \times 1\frac{1}{2}$ "	$\frac{1}{2} \times 5 \times 2\frac{1}{4}$ "	$\frac{1}{2} \times 5 \times 2\frac{7}{8}$ "
$\frac{1}{2} \times 4 \times 1\frac{5}{8}$ "	$\frac{1}{2} \times 5 \times 2\frac{3}{8}$ "	$\frac{1}{2} \times 5 \times 3$ "
$\frac{1}{2} \times 4 \times 1\frac{3}{4}$ "	$\frac{1}{2} \times 5 \times 2\frac{1}{2}$ "	$\frac{1}{2} \times 5 \times 3\frac{1}{8}$ "
$\frac{1}{2} \times 4 \times 1\frac{7}{8}$ "		

1 set in a paper box with screws.

2335 Cast iron, copper dipped finish *only*

Made in the following sizes:

$\frac{1}{2} \times 4 \times 1\frac{5}{8}$ ins.	$\frac{1}{2} \times 4 \times 1\frac{7}{8}$ ins.	$\frac{1}{2} \times 4\frac{3}{8} \times 2\frac{1}{8}$ ins.
$\frac{1}{2} \times 4 \times 1\frac{3}{4}$ "	$\frac{1}{2} \times 4\frac{3}{8} \times 2$ "	$\frac{1}{2} \times 4\frac{3}{8} \times 2\frac{1}{4}$ "

3 sets in a paper box.



No. 1325

For horizontal swing sash

No.		
1325	Cast bronze	Size $\frac{3}{16}$ x 4 x $1\frac{1}{4}$ ins.

1 set in a paper box with screws.



No. 1320 series

Cast bronze

No.		No.	
1320	2 x $\frac{7}{8}$ x $\frac{3}{16}$ ins.	**1322**	$2\frac{5}{8}$ x $1\frac{3}{8}$ x $\frac{1}{4}$ ins.
1321	$2\frac{1}{2}$ x 1 x $\frac{3}{16}$ "	**1323**	4 x $1\frac{1}{4}$ x $\frac{1}{4}$ "

$\frac{1}{2}$ dozen sets in a paper box with screws.

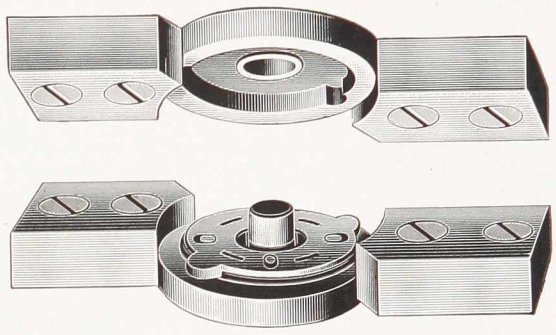

No. 1330 series



THIS Automatic Adjustable Pivot for horizontal or vertical sashes is especially designed for conditions where there is but little room for a pivot.

It is "self-contained" in that all of the parts are within the dimensions given and require no other mortise.

The adjustments of 15 degrees on each slot are positive. It is practically indestructible and easily operated.

When this pivot is used on vertical sash, an adjuster is unnecessary as the sash is automatically and firmly held in position.

No.	
1330	Cast bronze, wheeled finish

Made in the following sizes:

$\frac{1}{2} \times 4 \times 1\frac{3}{4}$ inches	$\frac{1}{2} \times 5 \times 2\frac{1}{8}$ inches
$\frac{1}{2} \times 4 \times 1\frac{7}{8}$ "	$\frac{1}{2} \times 5 \times 2\frac{1}{4}$ "
$\frac{1}{2} \times 5 \times 2$ "	$\frac{1}{2} \times 5 \times 2\frac{3}{8}$ "

1 set in a paper box with screws.

Cuts half size

Sash Fasts

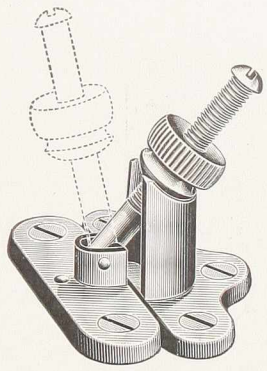

No. 1376

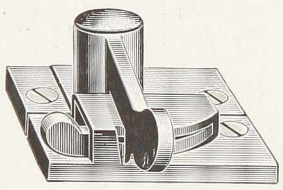

Nos. 1372 and 2372



Nos. 1371 and 2371

Yale screw sash fasts

The points of excellence of this sash fast have for years past commended themselves to architects and the trade at large. It combines three important features:

1. It guards the window securely against opening.
2. It forces the sashes up and down against top and bottom of frame.
3. It draws the sashes firmly together.

Plate	2½ x ¾ ins.
Strike	2½ x 1¼ "
Screws	2¼ "

No.	Material
1376	Wrought bronze
1377	Wrought brass
2376	Wrought steel

1 dozen in a paper box with screws.

Boston pattern sash fasts

Cast bronze

No.	Plate and strike	Lever
1371	1⅛ x 2⅝ ins.	1⅜ ins.
1372	1 x 2¼ "	1⅛ "

Cast iron

No.	Plate and strike	Lever
2371	1⅛ x 2⅝ ins.	1⅜ ins.
2372	1 x 2¼ "	1⅛ "

1 dozen in a paper box with screws.



No. 1999

Mortise window guard

Cast bronze

This guard permits the upper sash of a window to be left open and when the guard is thrown, as in fig. 1 below, the lower sash cannot be opened beyond point of contact. Guard in closed position is shown in fig. 2.

No.	Description
1999	Case, 2¾ x ¾ x 9/16 inches.
	Front, 4⅛ x 11/16 "
	Strike, 1 15/16 x 13/16 "

1 dozen in a paper box with screws.



Fig. 1
Guard thrown



Fig. 2
Guard closed

Sash Sockets



Nos. 1240 and 2240

Size, 1 in. diam., ½ in. cup

No.	Material
1240	Wrought bronze
2240	Wrought steel

3 dozen in a paper box with screws.

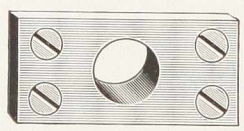

Nos. 1244 and 2244

Size, 1 x 2 inches

No.	Material
1244	Cast bronze
2244	Cast iron

1 dozen in a paper box with screws.

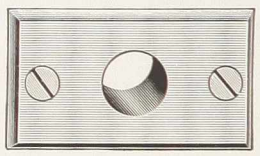

Nos. 1245 and 2245

Size, 1⅜ x 2⅜ inches

No.	Material
1245	Cast bronze
2245	Cast iron

1 dozen in a paper box with screws.

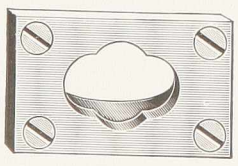

No. 1246

Size, 1⅜ x 2⅛ inches

Cast bronze

1 dozen in a paper box with screws.

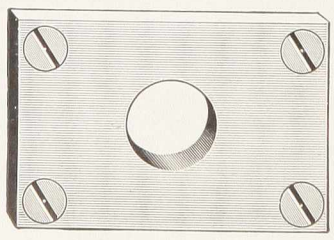

No. 1247

Size, 2 x 2⅞ inches

Cast bronze

1 dozen in a paper box with screws.



No. 1250

Size, 2 x 3 x 1 inches

Cast bronze

For large and heavy sash.
Has flange to protect the woodwork.

YALE

When ordering give list number and finish. For finishes see page 91.

Cuts half size

Sash Sockets etc



No. 1256 series
Cast bronze

No.	Plate	Edge to centre	Strike
1256	$1\frac{7}{16}$ x $2\frac{7}{8}$ x $\frac{7}{16}$ ins.	$\frac{3}{4}$ ins.	$\frac{9}{16}$ x $2\frac{7}{8}$ ins.
1257	$1\frac{3}{4}$ x $2\frac{7}{8}$ x $\frac{7}{16}$ "	1 "	$\frac{1}{2}$ x $2\frac{3}{4}$ "
1258	2 x $2\frac{7}{8}$ x $\frac{1}{2}$ "	$1\frac{1}{4}$ "	"

½ dozen in a paper box with screws.



No. 1255
Cast bronze

No.		
1255	Plate	2 x $1\frac{3}{4}$ x 1 ins.
	Edge to centre	1 "
	Strike	1 x $2\frac{1}{4}$ "

½ dozen in a paper box with screws.

Shutter bars



No. 1384
Rolled bronze

Plates	$1\frac{3}{4}$ x 1 ins.
Bar	$\frac{1}{2}$ x $2\frac{1}{4}$ "

1 dozen in a paper box with screws.



No. 1381
Cast bronze

Plates	$1\frac{3}{4}$ x 1 ins.
Bar	$\frac{5}{8}$ x $2\frac{1}{4}$ "

1 dozen in a paper box with screws.



No. 1386
Cast bronze

Plates	$1\frac{3}{4}$ x 1 ins.
Bar	$\frac{5}{8}$ x $2\frac{3}{8}$ "

1 dozen in a paper box with screws.

Stop bead screws and washers

(Cuts full size)



No. 6

Round head screw . . $1\frac{1}{8}$ inches
Flat washer . . . $\frac{9}{16}$ inch diam.

1 gross in a paper box.



No. 9

Flat head screw. . . $1\frac{1}{8}$ inches
Countersunk washer . $\frac{1}{2}$ inch diam.

1 gross in a paper box.



No. 10

Flat head screw . . $1\frac{1}{8}$ inches
Countersunk washer $\frac{5}{8}$ inch diam.

1 gross in a paper box.



No. 7

Round head screw . . $1\frac{1}{8}$ ins.
Flat washer . . . $\frac{5}{8}$ inch diam.

1 gross in a paper box.

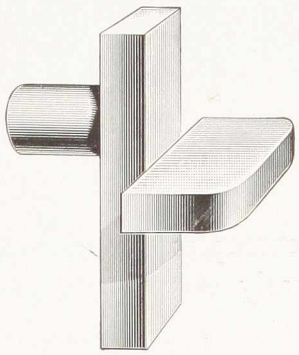

No. 1997

Shelf rest

(Cut full size)

Cast bronze, dipped bright

No.	
1997	Pin, $\frac{5}{16}$ inch diam. Upright, $1\frac{1}{2}$ x $\frac{3}{8}$ x $\frac{1}{4}$ inches. Rest, $\frac{5}{8}$ x $1\frac{1}{8}$ inches.

3 dozen in a paper box.

When ordering give list number and finish. For finishes see page 91.

Switch Plates



Fig. 1



Fig. 2



Fig. 3



Fig. 5



Fig. 4



Fig. 6



Fig. 7

THE above illustrations show a few examples of ornamental switch plates. As the number and spacing of the buttons differ in nearly every case, prices and other information can only be furnished on application.

YALE



No. 800 series

Cast bronze: rubber tip

No.

800 Base, 1⅛ ins. diam. Height, 1⅜ ins. Projection, 1½ ins.

801 Base, 1¼ ins. diam. Height, 3⅛ ins. Projection, 1⅞ ins.

Attached by wood screw cast in base.
1 dozen in a paper box.



No. 802

Cast bronze: rubber tip

No.

802 Base, 2 ins. diam. Height, 2¼ ins. Projection, 1 in.

Attached by wood screw cast in base. Has extra screw to prevent turning.

½ dozen in a paper box with screws.



No. 805 series

Cast bronze: rubber tip

No.

805 Base, 2 x 1⅞ ins. Height, 1⅜ ins. Projection, 1½ ins.

806 Base, 2½ x 2½ ins. Height, 2¼ ins. Projection, 2¾ ins.

Attached by wood screws.
½ dozen in a paper box with screws.

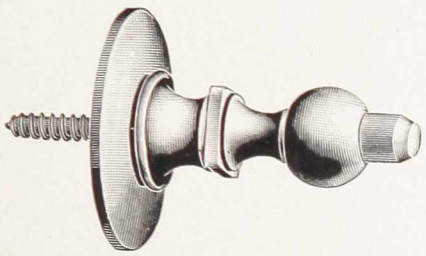

No. 813

Cast bronze: rubber tip

No.

813 Base, 2 ins. diam. Projection, 2½ ins.

Attached by wood screw cast in base.
½ dozen in a paper box.



No. 812 series

Cast bronze or iron: rubber tip

No.

812 Cast bronze. Base, 1¼ ins. diam. Projections, 3¼, 3¾, 4, 5, 5½, 6 and 8¾ ins.

2812 Cast iron. Otherwise as above.

½ dozen in a paper box.



No. 810 series

Cast bronze: rubber tip

No.

810 Base, 1⅝ ins. diam. Projections, 1½, 2, 2½, 3, 3½, 4 and 5 ins.

Attached by wood screw cast in base.
½ dozen in a paper box.

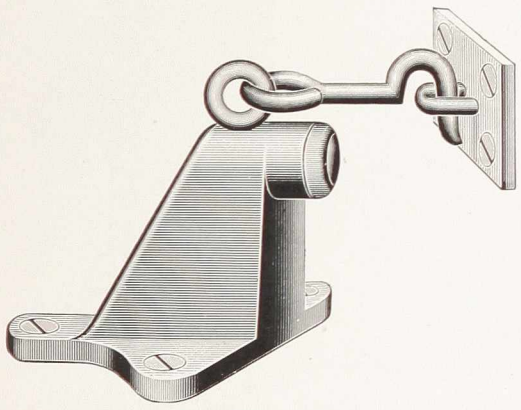

No. 820

Cast bronze: rubber tip: with hook

No.

820 Base, 2½ x 2½ ins. Height, 2¼ ins. Projection, 2¾ ins.

Attached by wood screws.
½ dozen in a paper box with screws.



No. 822 series

Cast bronze: rubber ring: with hook

No.

822 Base, 2 ins. diam. Heights, 2, 2½, 2¾, 3 and 4 ins. Has set screw through top, base and rubber.

Attached by wood screw cast in base.
½ dozen in a paper box.

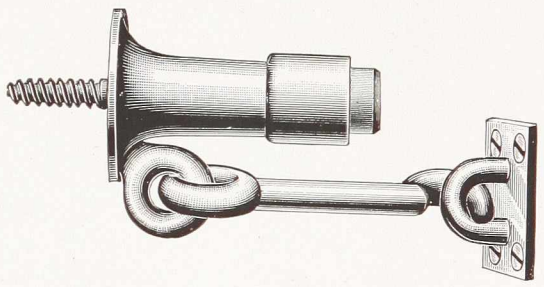

No. 830 series

Cast bronze: rubber tip: with hook

No.

830 Base, 1⅝ ins. diam. Projections, 1½, 2, 2½, 3, 3½, 4 and 5 ins.

Attached by wood screw cast in base.
½ dozen in a paper box.

Any of above may be furnished with expansion bolts or lead shields, to special order and at an additional price.

Cuts half size

Stops, Door



No. 828 series

Cast bronze

No.

828 Base, 1¾ x 1¾ ins. Height, 2¾ ins. Strike, 1¾ x 1¾ ins. Hook, 1⅝ x ¼ ins. Attached by wood screws.

829 Base, 3 x 3 ins. Height, 3½ ins. Strike, 1¾ x 1¾ ins. Hook, 1⅝ x 5/16 ins. Attached by wood screws.

Each in a paper box with screws.

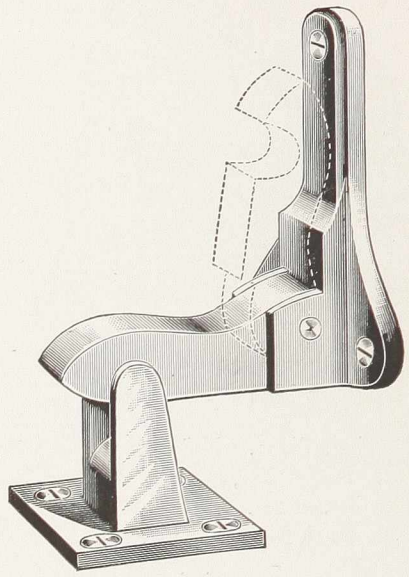

No. 825

Cast bronze

No.

825 Hook; base, 2½ x 2½ ins.; projection, 2⅞ ins. Strike; base, 2 x 2 ins.; height, 1⅝ ins. Hook can be held out of the way by spring in base. Attached by wood screws.

Each in a paper box with screws.



No. 835 series

Door holders

Cast bronze or iron

No. 835 series

Operation: Closed by pressing down with the foot; released by trigger at top.

No.

835 Size, 7 x 2¼ x 1⅛ inches . . . . Cast bronze

2835 " " . . . . Cast iron

¼ dozen in a paper box with screws.

No. 2836 "Cinch"

Operation: Closed and released by lever on the side.

No.

2836 Size, 5⅛ x 2⅜ x 1⅛ inches. Cast iron. Japanned and unpolished old copper finishes *only*.

½ dozen in a paper box with screws.



No. 2836

Stops, Door



No. 840
Size, 1⅜ x 2⅛ inches
Cast bronze
½ dozen in a paper box with screws.



No. 841
Size, 3 x 2 inches
Cast bronze
For any thickness of wood or marble
For use with No. 5780 bolt



No. 845
Size, 3 x 2 inches
Cast bronze
For any thickness of wood or marble
For use with Nos. 1210 and 1211 latches



No. 843
Size, 3 x 2 inches
Cast bronze
For any thickness of wood or marble
For use with No. 42 series rim night latches



No. 484
Size, 3¼ x 2½ inches
Cast bronze
For any thickness of wood or marble
For use with No. 1212 latch, doors opening in

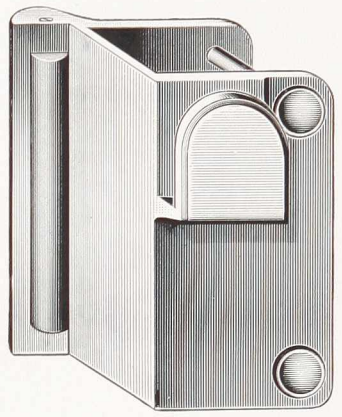

No. 842
Size, 3¼ x 2½ inches
Cast bronze
For any thickness of wood or marble
For use with No. 1212 latch, doors opening out

Any of the above can also be made in nickeline metal. They show types of stops that can be used with latches, etc., page 410.
When ordering give list number, metal, thickness of door and jamb and finish.



No. 848 series
For single acting doors
Length, 1⅞ inches
Cast bronze
Thickness of door must always be specified
½ dozen in a paper box with screws.

The duplex stop

A substitute for double acting hinges

The duplex stop permits each of a pair of doors to be opened one way only, and thus compels the stream of travel from each side always to "keep to the right."

Each door can thus be hung on regular butts and controlled by a Blunt Door Check, closing it firmly but quietly and eliminating the annoying "flip flap" (particularly aggravating in the case of double doors) of a door hung on double acting hinges.

It is the best system of hanging and controlling double doors in the corridors of hotels, stations and buildings of all kinds.



No. 849 series
For double acting doors
Length, 3⅞ inches
Cast bronze
Can be furnished for 1⅜, 1½, 1¾, 1⅞, 2, 2¼, 2½, 2¾ and 3 inch doors
Always specify thickness of door and if beveled

Cuts full size

Studs and Rosettes


1601


1602


1603


1604


1605


1606


1607


1608


1609


1610


1611


1612


1613


1614

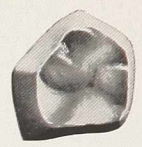
1615


1616


1617


1618


1619


1620


1621


1624


1623


1625


1626


1627


1631


1628


1622


1632


1600

Cast bronze and iron

No.	Size	No.	Size	No.	Size	No.	Size
1600	⅜ in. diam.	1608	¾ in. diam.	1615B	7/16 x ½ in.	1622	1 in. diam.
1601	½ " "	1609	½ " "	1616	¾ in. diam.	1622A	¾ " "
1602	½ " "	1610	⅝ " "	1616A††	9/16 " "	1623	⅞ " "
1602A	⅜ " "	1611	½ " "	1617	⅞ " "	1624‡	1 " sphere
1603	⅝ " "	1612	½ x ½ in.	1618	1 " "	1625	1 1/16 x 9/16 in.
1603A	⅜ " "	1612A	⅝ x ⅝ "	1618A	11/16 " "	1626§	1¼ x ⅞ "
1604	¾ " "	1613	½ x ½ "	1619*	¾ x ¾ in.	1627	2 x ¾ "
1605	11/16 " "	1614	⅝ x ⅝ "	1620†	1 in. diam.	1628	1 7/16 x 1 1/16 "
1606	⅝ " "	1615	½ x ⅝ "	1621	¾ " "	1631	1¼ ins. diam.
1607	¾ " "	1615A	5/16 x ⅜ "	1621A	½ " "	1632¶	⅞ " "

*No. 1619 made in 9 other sizes, ⅛ x ⅛ to 2½ x 2½ inches. † No. 1620 made in 7 other sizes, ⅜ to 1½ inch diameter. ‡ No. 1624 made in 4 other sizes, ⅜ to ¾ inch sphere. § No. 1626 made in 4 other sizes, 3/16 x ⅜ to 1 x ⅜ inches. For list numbers, dimensions, etc., see Price Book.
††⅜ inch projection. ¶ 1½ ins. projection.

All studs are attached by nails cast in back.

YALE

When ordering give list number and finish. For finishes see page 91.

Cuts full size

Studs and Rosettes


1656


1640


1654


1644


1650


1653


1647


1651B


1641


1645


1649


1652


1657


1652C


1646


1641


1655


1629


1642


1630


1651

Cast bronze and iron

No.	Size	No.	Size	No.	Size	No.	Size
1629	1½ ins. diam.	1645	5⅛ x 3⅛ ins.	1651B*	3 ins. diam.	1653A	3¾ ins. diam.
1630	1⅜ " "	1646	2½ ins. diam.	1652	3¼ " "	1654	3⅞ " "
1640	1¾ " "	1647	2½ " "	1652A	1½ " "	1655	2⅞ " "
1641	3 " "	1649	2⅜ " "	1652B	2½ " "	1655A	1⅝ " "
1642	3 " "	1650	3⅛ " "	1652C	2½ " "	1656	2⅞ " "
1643	2⅜ " "	1651	3 " "	1653	2½ " "	1657	2½ " "
1644	1⅝ " "						

*2 inch projection

All studs are attached by nails cast in back: rosettes, by screws through centre.

Cuts half size

When ordering give list number and finish. For finishes see page 91.

Tee Handles

Cuts half size



No. 37

Cast bronze

Size 1⅛ ins.
Projection 1 "
Plate 2 x ¾ "

No.	
37	3/16 in. spindle
47	¼ " "
57	5/16 " "

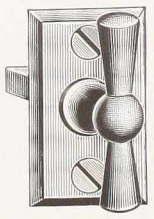

No. 38

Cast bronze

Size 1¾ ins.
Projection 1¼ "
Plate 1⅞ x 1⅛ "

No.	
38	3/16 in. spindle
48	¼ " "
58	5/16 " "

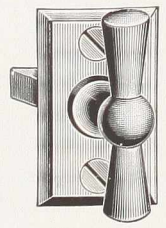

No. 59

Cast bronze

Size 1⅞ ins.
Projection 1¼ "
Plate 1⅞ x 1⅛ "

No	
59	5/16 in. spindle

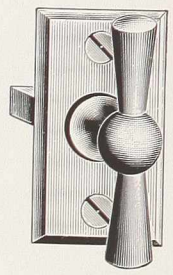

No. 56

Cast bronze

Size 2¼ ins.
Projection 1⅜ "
Plate 2¼ x 1¼ "

No.	
56	5/16 in. spindle

For other plates which may be associated with above Tee handles see pages 458 and 459.

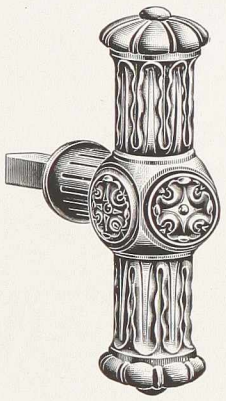

No. XTM56

Cast bronze

Size 3⅝ ins. Projection 2 ins.

No.	
XTM56	5/16 in. spindle
XTM66	⅜ " "

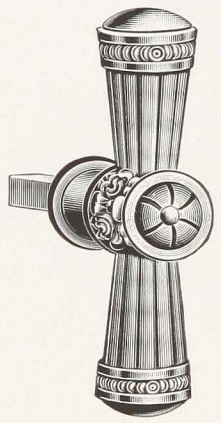

No. XTN56

Cast bronze

Size 3⅞ ins. Projection 2 ins.

No.	
XTN56	5/16 in. spindle
XTN66	⅜ " "

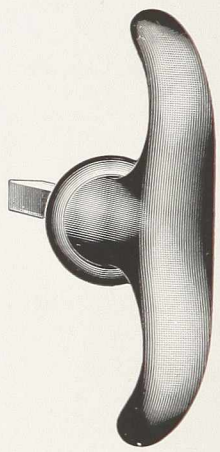

No. XTP56

Cast bronze

Size 4⅛ ins. Projection 1⅝ ins.

No.	
XTP56	5/16 in. spindle
XTP66	⅜ " "

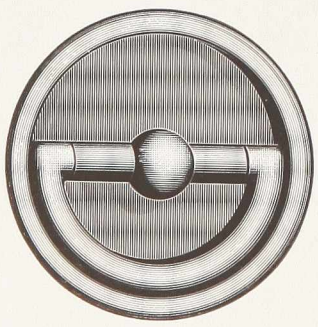

No. 1015

Cast bronze

No.			
1015	3	ins. diam.	5/16 in. spindle
1016	3½ "	"	"



No. 1018

Cast bronze

No.		
1018	3½ x 3½ ins.	5/16 in. spindle

YALE

When ordering give list number and finish. Specify if plate is wanted. For finishes see page 91. Cuts half size

Thumb-turns



No. 31

Cast bronze

Size 1 inch
Rose 1¼ ins. diam.

No.	
31	3/16 in. spindle
51	5/16 " "



No. 55

Cast bronze

Size 1⅜ ins.
Plate 1⅞ x 1⅛ "

No.	
35	3/16 in. spindle
45	¼ " "
55	5/16 " "



No. 54

Cast bronze

Size 1⅝ ins.
Plate 2¼ x 1¼ "

No.	
54	5/16 in. spindle



No. 15

Cast bronze

Size 1⅜ ins.
Plate 2 x 1⅛ "

No.	
15	Flat spindle

Flat spindle is for use with thumb-turn disc *only*.



No. XTA55

Louis XVI school

Cast bronze

Size, 1⅜ inches

No.	
XTA35	3/16 in. spindle
XTA55	5/16 " "



No. XTB55

Louis XV school

Cast bronze

Size, 1⅝ inches

No.	
XTB35	3/16 in. spindle
XTB45	¼ " "
XTB55	5/16 " "

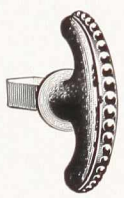

No. XTC55

Colonial school

Cast bronze

Size, 1⅜ inches

No.	
XTC35	3/16 in. spindle
XTC55	5/16 " "



No. XTD53

Colonial school

Cast bronze

Size, 1½ x ⅝ inches

No.	
XTD53	5/16 in. spindle



No. XTA54

Louis XVI school

Cast bronze

Size, 1⅝ inches

No.	
XTA54	5/16 in. spindle



No. XTB54

Louis XV school

Cast bronze

Size, 1⅝ inches

No.	
XTB54	5/16 in. spindle



No. XTC54

Colonial school

Cast bronze

Size, 1¾ inches

No.	
XTC54	5/16 in. spindle



No. XTE55

Romanesque school

Cast bronze

Size, 1½ inches

No.	
XTE55	5/16 in. spindle

The above illustrations show the possibility of ornamenting thumb-turns. These thumb-turns are also listed under designs with which they may be associated and are ordinarily used with escutcheon plates but can be used with plain or ornamental plates of the proper size. For plain plates see pages 458 and 459.

When ordering give list number and finish. Specify if plain or ornamental plate is wanted. For finishes see page 91.

Cuts half size

Transom Lifters

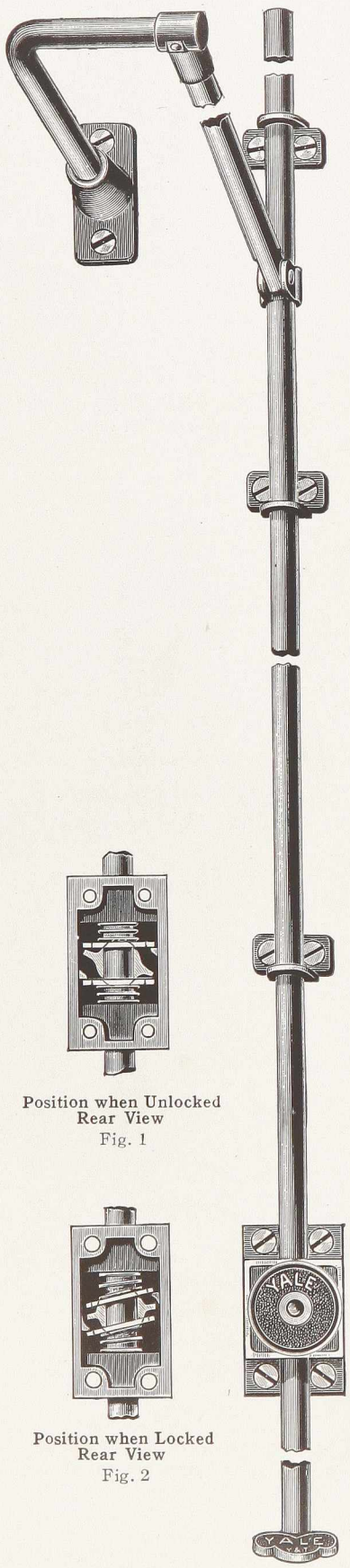

Position when Unlocked
Rear View
Fig. 1

Position when Locked
Rear View
Fig. 2

THE Locking Device used with the Yale transom lifters consists of an automatic grip, the construction and action of which are clearly shown in the accompanying illustrations. This consists of two inclined steel plates, contained in a box, each having a hole through which the operating rod passes. Two spiral springs tend to hold these plates in the position shown in Fig. 2. Rotating the thumb knob to the left causes a cam on its inner end to lift the steel plates to a parallel position, as shown in Fig. 1, thus releasing the grip on the rod and leaving the latter free to slide up or down.

On letting go the knob, the plates automatically return to the position shown in Fig. 2, thereby again instantly and securely locking the rod.

The device is small and neat in appearance, simple in construction, automatic in action and absolutely positive.

Regular Lifters

To find correct length of lifter for top hung transoms, deduct four feet from the distance between the floor and centre of transom; for bottom or centre hung deduct five feet.

Brackets are suitable for transoms of which the following dimensions are the maximum:

$\frac{1}{4}$ and $\frac{5}{16}$ inch rod. "Reach" (distance from centre of rod to nearest edge of transom) $1\frac{1}{2}$ inches; "Recess" (distance from face of door casing to face of transon) $3\frac{1}{2}$ inches.

$\frac{3}{8}$ inch rod. "Reach" 2 inches; "Recess" $4\frac{1}{2}$ inches.

Special Lifters

For conditions, not covered by regular goods, it is advisable to send a drawing or sketch showing horizontal cross-section of transom and door casing and give the following information:

If transom is centre, top or bottom hung.

Distance from bottom of transom to floor.

Height of transom only.

"Reach" and "Reach."

If any molding or other projections send a sketch showing their position, dimensions, etc.

YALE

Cuts half size

Transom Lifters



Top Hung
For Transoms Hinged at top



Centre Hung
For Pivoted Transoms



Bottom Hung
For Transoms Hinged at bottom

Steel, unpolished; copper dipped

For top or centre hung transoms

No.	Size	No.	Size
S143	1/4 in.; 3 ft.	S165	3/8 in.; 5 ft.
S144	" 4 "	S166	" 6 "
S154	5/16 in.; 4 "	S167	" 7 "
S155	" 5 "	S168	" 8 "
S156	" 6 "		

100 in a case without screws.

For bottom hung transoms

No.	Size	No.	Size
S143½	1/4 in.; 3 ft.	S165½	3/8 in.; 5 ft.
S144½	" 4 "	S166½	" 6 "
S154½	5/16 in.; 4 "	S167½	" 7 "
S155½	" 5 "	S168½	" 8 "
S156½	" 6 "		

Steel, unpolished; plated

For top or centre hung transoms

No.	Size	No.	Size
R143	1/4 in.; 3 ft.	R165	3/8 in.; 5 ft.
R144	" 4 "	R166	" 6 "
R154	5/16 in.; 4 "	R167	" 7 "
R155	" 5 "	R168	" 8 "
R156	" 6 "		

Each wrapped in paper with screws.

For bottom hung transoms

No.	Size	No.	Size
R143½	1/4 in.; 3 ft.	R165½	3/8 in.; 5 ft.
R144½	" 4 "	R166½	" 6 "
R154½	5/16 in.; 4 "	R167½	" 7 "
R155½	" 5 "	R168½	" 8 "
R156½	" 6 "		

Steel, polished; plated

For top or centre hung transoms

No.	Size	No.	Size
P143	1/4 in.; 3 ft.	P156	5/16 in.; 6 ft.
P144	" 4 "	P165	3/8 in.; 5 "
P153	5/16 in.; 3 "	P166	" 6 "
P154	" 4 "	P167	" 7 "
P155	" 5 "	P168	" 8 "

Each wrapped in paper with screws.

For bottom hung transoms

No.	Size	No.	Size
P143½	1/4 in.; 3 ft.	P156½	5/16 in.; 6 ft.
P144½	" 4 "	P165½	3/8 in.; 5 "
P153½	5/16 in.; 3 "	P166½	" 6 "
P154½	" 4 "	P167½	" 7 "
P155½	" 5 "	P168½	" 8 "

Bronze, polished

For top or centre hung transoms

No.	Size	No.	Size
B143	1/4 in.; 3 ft.	B156	5/16 in.; 6 ft.
B144	" 4 "	B165	3/8 in.; 5 "
B153	5/16 in.; 3 "	B166	" 6 "
B154	" 4 "	B167	" 7 "
B155	" 5 "	B168	" 8 "

Each wrapped in paper with screws.

For bottom hung transoms

No.	Size	No.	Size
B143½	1/4 in.; 3 ft.	B156½	5/16 in.; 6 ft.
B144½	" 4 "	B165½	3/8 in.; 5 "
B153½	5/16 in.; 3 "	B166½	" 6 "
B154½	" 4 "	B167½	" 7 "
B155½	" 5 "	B168½	" 8 "

For Transom Lifters of other manufacturers see end of this section.

When ordering give list number and finish. For finishes see page 91.

Cuts half size

Transom Chains



No. 1292 series

No.

1292 Wrought bronze plates, 1⅝ x 1⅛ inches. 9, 12, 15 or 18 inches of bronze safety chain.

2292 Wrought steel plates, 1⅝ x 1⅛ inches. 9, 12, 15 or 18 inches of steel safety chain.

1 dozen in a paper box with screws.

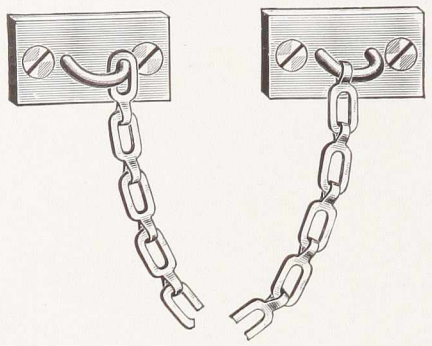

No. 1291 series

No.

1291 Wrought bronze plates, 1⅜ x ¾ inches. 9, 12, 15 or 18 inches of bronze safety chain.

2291 Wrought steel plates, 1⅜ x ¾ inches. 9, 12, 15 or 18 inches of steel safety chain.

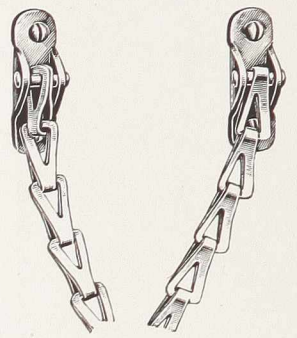

No. 1290 series

No.

1290 Wrought bronze plates, 1¼ x ⅜ inches. 9, 12, 15 or 18 inches of bronze sash chain.

2290 Wrought steel plates, 1¼ x ⅜ inches. 9, 12, 15 or 18 inches of steel sash chain.

When ordering give list number, length of chain and finish.

Transom Stays



No. 1281



No. 1280

No. 1281 mortise

Is arranged with a stop which prevents the arms from extending their full length, and thus sticking on centres. Let in flush in frame and sash.

1281 Wrought bronze plates, 1½ x ⅝ inches. Wrought bronze arms, 6 x ½ x 3/16 inches, open 12 inches.

No. 1280 rim

Is arranged with a stop which prevents the arms from extending their full length, and thus sticking on centres. Applied to face of frame and sash.

1280 Cast bronze plates, 1⅞ x ½ inches. Wrought bronze arms, 5 x 9/16 x ⅛ inches, open 10 inches.

½ dozen in a paper box with screws.

YALE

When ordering give list number and finish. For finishes see page 91.

Cuts half size



No. 1190

Side knob screw for solid spindles.



No. 1191

Set screw for triplex spindles.



No. 1192

Set screw for lever handles with triplex spindles.



No. 1196

Knob washer for $\frac{3}{8}$ in. solid spindles.
No. 1195 for $\frac{5}{16}$ in.



No. 1160

Cam for all pin-tumbler rim latches.



No. 1161

Cam for all pin-tumbler mortise locks and latches.

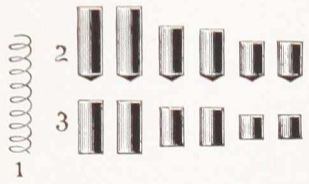

1 Springs.
2 Pins.
3 Drivers.
For *all* pin-tumbler cylinders.



No. 1141

Style of connecting bar for Nos. 16, 33 and 34 series.



No. 1150

Connecting screw for latches Nos. 35, 37 and 037.



No. 1151

Style of connecting screw for all other pin-tumbler rim locks and latches.



No. 1147

Style of connecting bar for locks Nos. 5, 049, 86¼ series, etc.



No. 1145

Style of connecting bar for latches and locks Nos. 8, 11, 42P, 042P, 84¼P, 6032, 6042 series, etc.



No. 1144

Style of connecting bar for latches and locks Nos. 2, 042, 42, 042½, 43S, 043S series, etc.



No. 1143

Connecting bar for latches Nos. 35, 37 and 037.



No. 1177

No.
1177, ⅜ inch Triplex swivel spindle, regular length 4¾ inches.
1176, $\frac{5}{16}$ inch " " " " " " "

May be furnished for any thickness of door; longer than 4¾ inches at an additional price.

When ordering give list number and article with which to be used. In the case of spindles, the thickness of door and list number of knob with which to be used.

Parts and Repairs



No. 1170

No.
1170, 5/16 inch solid straight spindle, regular length 4¼ inches. No. 1171, ⅜ inch. May be furnished for any thickness of door; longer than 4¼ inches at an additional price.



No. 1172

No.
1172, 5/16 inch triplex straight spindle, regular length 4¼ inches. No. 1173, ⅜ inch. May be furnished for any thickness of door; longer than 4¼ inches at an additional price.



No. 1186—5/16 inch

Triplex closet spindle, regular length 4¼ inches. Bronze head and washer for all bronze and brass knobs.
May be furnished for any thickness of door; longer than 4¼ inches at an additional price.

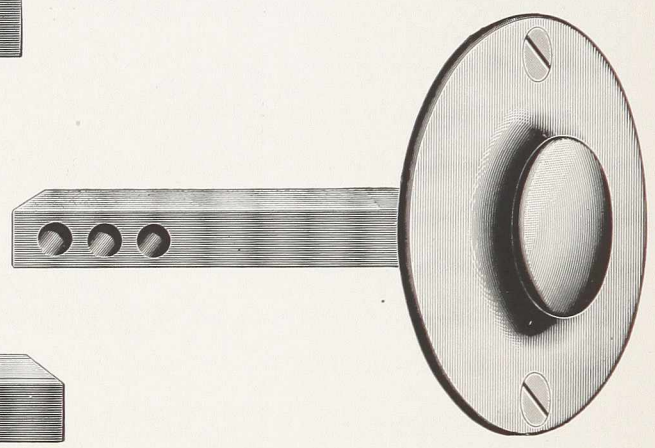

No. 1185—5/16 inch

Solid closet spindle, regular length 4¼ inches. Iron head and washer for all steel and pottery knobs.
May be furnished for any thickness of door; longer than 4¼ inches at an additional price.



No. 1189—5/16 inch

"Safety" triplex closet spindle, regular length 4¼ inches. Bronze Tee and washer. May be associated with any knob to special order at an additional price.
May be furnished for any thickness of door; longer than 4¼ inches at an additional price.

When ordering give list number, thickness of door and list number of knob with which to be used.

Types of strikes

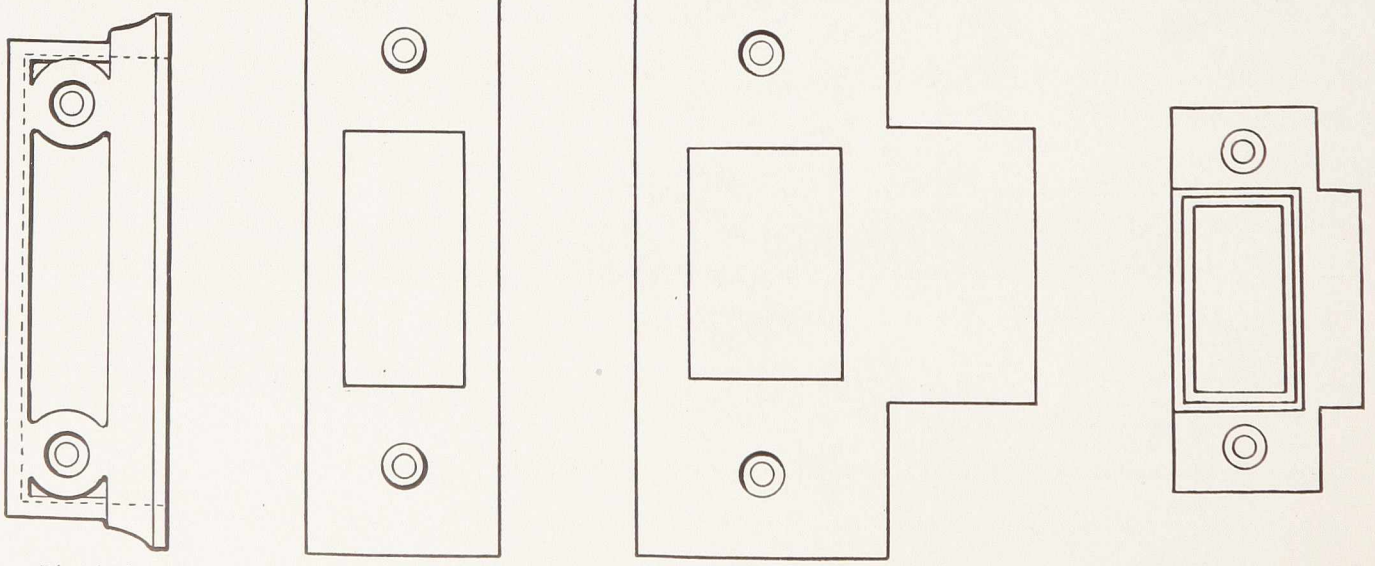

Rim dead | Mortise dead | Mortise latch | Guarded

When ordering give type, list number of lock and finish. For finishes see page 91.

Parts and Repairs

Types of strikes

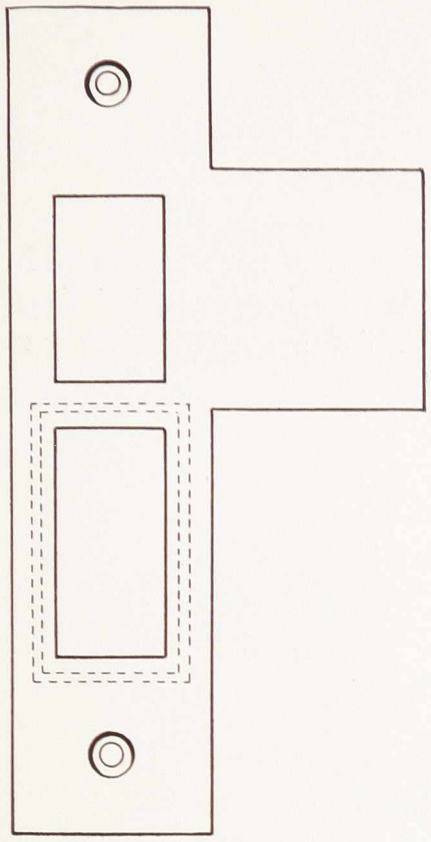

Dust-proof

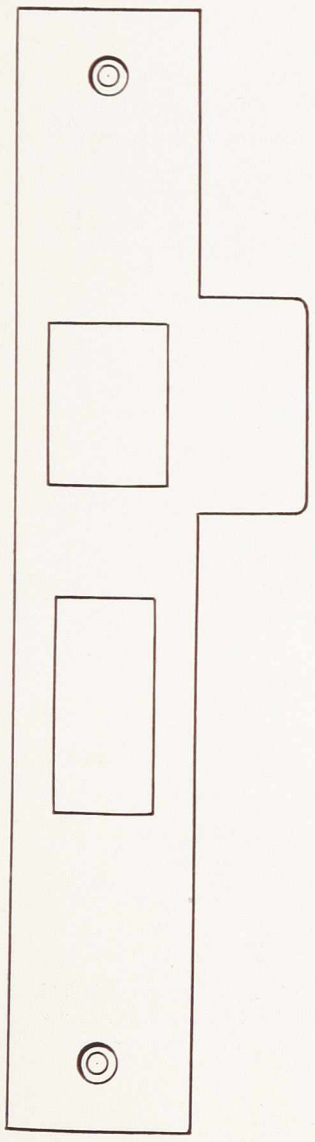

Front door

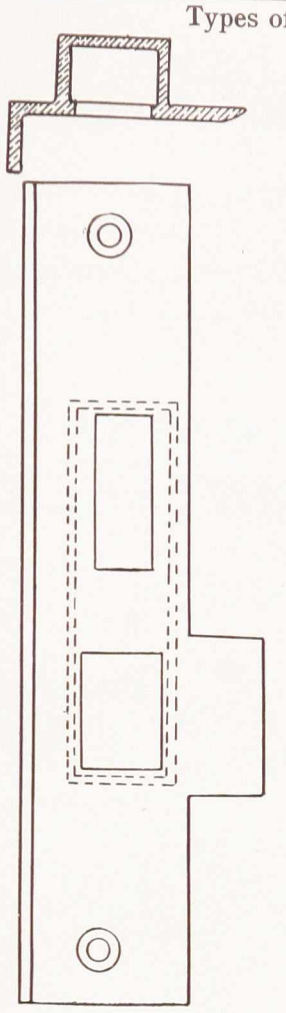

Protected box

2 bolt mortise knob

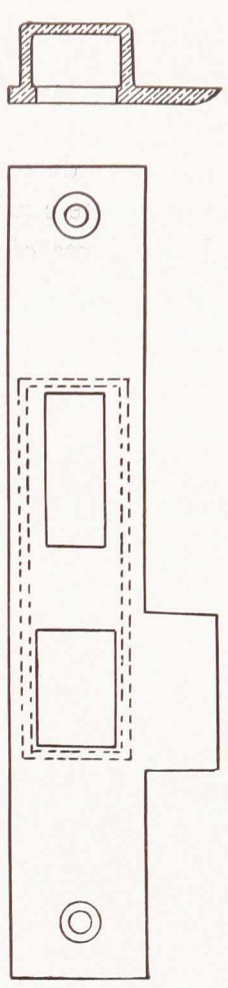

Box



Upright rim knob

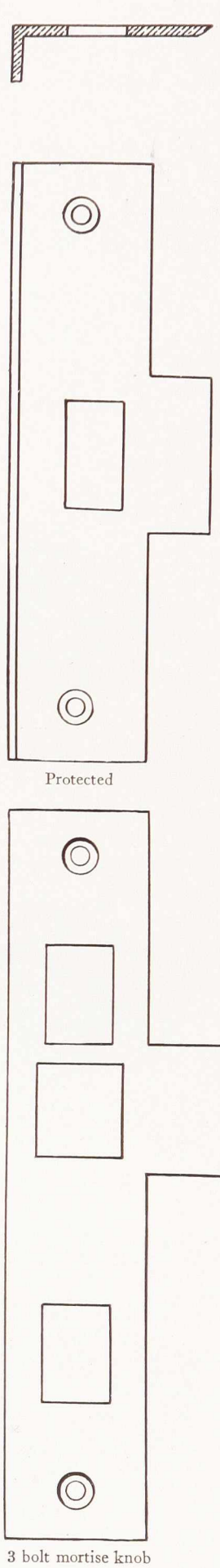

Protected

3 bolt mortise knob

When ordering give type, list number of lock and finish. For finishes see page 91.

Cuts half size

Products of Other Manufacturers

FOR the convenience of our trade customers, especially in connection with "contract work," that is, the furnishing of the complete equipment of locks and hardware needed for important buildings, we include herewith certain products of other well known manufacturers, which are supplementary to our own line, and which we can furnish at manufacturers' prices.

The Crescent Sash Fastener

TRADE MARK REGISTERED

The H. B. Ives Co.

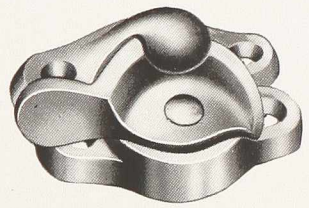

Medium

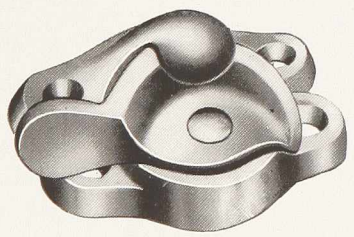

Heavy

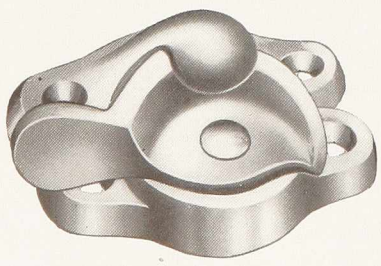

Extra heavy

For wooden sash

Cast iron, unpolished

Medium	Heavy	Extra heavy	Finish
X31	...	....	Bronzed (light)
831	931	1031	Bronzed (dark)
832	932	....	Copper bronzed
836	...	....	Dead black
839	939	1039	Antique copper
839¼	939¼	1039¼	Brass plated
839½	939½	1039½	Antique copper, sand blast
839¾	939¾	1039¾	Bronze plated
841	941	1041	Antique brass
841½	941½	1041½	Antique brass, sand blast
846	946	1046	Bower-Barffed

Cast iron, polished

833¼	933¼	1033¼	Brass plated
833½	933½	1033½	Bronze plated
840	940	1040	Nickel plated
843	943	1043	Dull brass
844	944	....	Boston finish
847	947	1047	Antique brass
847½	947½	1047½	Antique brass, sand blast
848	948	1048	Bower-Barffed
849	949	1049	Antique copper
849½	949½	1049½	Antique copper, sand blast

Cast bronze, polished

834	934	1034	Highly finished
842	942	1042	Nickel plated
850	950	1050	Antique copper
850½	950½	1050½	Antique copper, sand blast

Cast brass, polished

835	935	1035	Highly finished
851	951	1051	Dull brass
851½	951½	1051½	Dull brass, sand blast
852	952	1052	Antique brass
852½	952½	1052½	Antique brass, sand blast

1 dozen in a paper box with screws; No. 800 series, 12 dozen in a case, gross weight 38 lbs.; No. 900 series, 12 dozen in a case, gross weight 55 lbs.; No. 1000 series, 6 dozen in a case, gross weight 52 lbs.

YALE

When ordering give list number and state if to match Yale & Towne finish.

For finishes see page 91.

Cuts half size

Ives Sash Fasteners



Medium



Heavy



Extra heavy



Front view
Full size



Back view
Full size

THE Crescent Sash Fasteners for metal sash are regularly drilled for $\frac{3}{16}$ inch screws or rivets. No. R800 series, 2 inches centre to centre; No. R900 series, $2\frac{5}{16}$ inches centre to centre; No. R1000 series, $2\frac{5}{8}$ inches centre to centre. May be furnished with holes drilled as required, to special order.

The Nos. R900 and R1000 series in malleable iron are approved by the National Board of Fire Underwriters for fire-proof windows. The No. R900 series for wndows up to 3 feet and the No. R1000 series for windows up to 5 feet in width. They will be furnished with label bearing the Underwriters' approval.

For metal sash

Malleable iron, unpolished

Medium	Heavy	Extra heavy	Finish
R831	R931	R1031	Bronze
R837	R937	R1037	Dull brass
R839	R939	R1039	Antique copper
R839¾	R939¾	R1039¾	Bronze plated

Malleable iron, polished

R833¼	R933¼	R1033¼	Brass plated
R833½	R933½	R1033½	Bronze plated
R843	R943	R1043	Dull brass
R848	R948	R1048	Bower-Barffed
R849	R949	R1049	Antique copper

Cast bronze, polished

R834	R934	R1034	Highly finished
R842	R942	R1042	Nickel plated
R850	R950	R1050	Antique copper
R850½	R950½	R1050½	Antique copper, sand blast

Cast brass, polished

R835	R935	R1035	Highly finished
R851	R951	R1051	Dull brass
R851½	R951½	R1051½	Dull brass, sand blast
R852	R952	R1052	Antique brass
R852½	R952½	R1052½	Antique brass, sand blast

1 dozen in a paper box without screws or rivets. Quantity in case and gross weight, same as on page 480.

Ives patent window stop adjuster

The only stop adjuster made from one piece of metal with solid rib and heavy bed that will not cup, turn or bend. Patented June 14th, 1898, and October 2nd, 1900. For windows and sliding doors. Insures protection from drafts, dust, rattling or binding.

Made in wrought bronze, brass and steel.

See price book for list numbers and finish.

1 dozen in a package, 1 gross in a box, 12 gross in a case; gross weight, 29 lbs.

When ordering give list number and state if to match Yale & Towne finish.

For finishes see page 91.

Ives Window and Door Bolts

Cuts half size

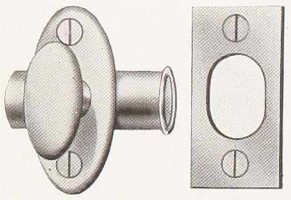

Nos. 4134 series
Wrought brass case
Steel bolt
Backset 7/8 inch

No.	Knob and plate	Finish
4134	Bronze	Highly polished
4135	Brass	" "
4142	Bronze	Nickel plated
4148	Iron	Bower-Barff
4150	Bronze	Antique copper
4150½	"	" " sand
4151	Brass	Dull brass
4151½	"	" " sand
4152	"	Antique brass
4152½	"	" " sand

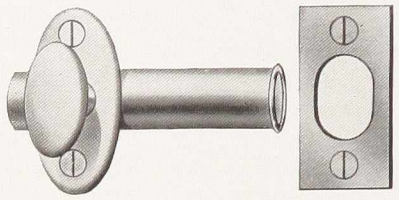

Nos. 4834 series
Wrought brass case
Steel bolt
Backset 1 5/8 inches

No.	Knob and plate	Finish
4834	Bronze	Highly polished
4835	Brass	" "
4842	Bronze	Nickel plated
4848	Iron	Bower-Barff
4850	Bronze	Antique copper
4850½	"	" " sand
4851	Brass	Dull brass
4851½	"	" " sand
4852	"	Antique brass
4852½	"	" " sand

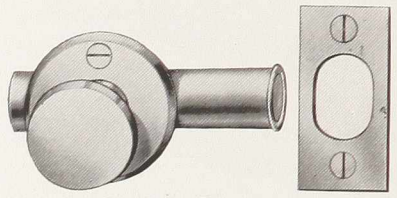

Nos. 4234 series
Wrought brass case
Steel bolt
Backset 1 5/8 inches

No.	Knob and plate	Finish
4234	Bronze	Highly polished
4235	Brass	" "
4242	Bronze	Nickel plated
4248	Iron	Bower-Barff
4250	Bronze	Antique copper
4250½	"	" " sand
4251	Brass	Dull brass
4251½	"	" " sand
4252	"	Antique brass
4252½	"	" " sand

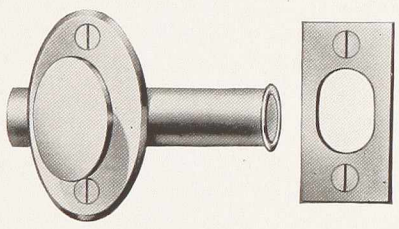

Nos. 4334 series
Wrought brass case
Steel bolt
Backset 1 5/8 inches

No.	Knob and plate	Finish
4334	Bronze	Highly polished
4335	Brass	" "
4342	Bronze	Nickel plated
4350	"	Antique copper
4350½	"	" " sand
4351	Brass	Dull brass
4351½	"	" " sand
4352	"	Antique brass
4352½	"	" " sand

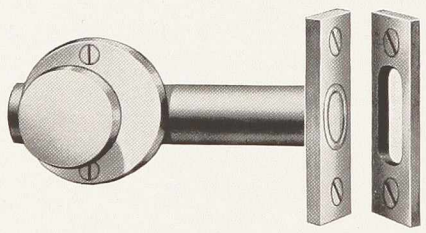

Nos. 4634 series
Wrought brass case
Steel bolt
Backset 1 5/8 inches

No.	Knob and plate	Finish
4634	Bronze	Highly polished
4635	Brass	" "
4642	Bronze	Nickel plated
4648	Iron	Bower-Barff
4650	Bronze	Antique copper
4650½	"	" " sand
4651	Brass	Dull brass
4651½	"	" " sand
4652	"	Antique brass
4652½	"	" " sand



Nos. 4734 series
Wrought brass case
Steel bolt
Backset 1 5/8 inches

No.	Knob and plate	Finish
4734	Bronze	Highly polished
4735	Brass	" "
4742	Bronze	Nickel plated
4750	"	Antique copper
4750½	"	" " sand
4751	Brass	Dull brass
4751½	"	" " sand
4752	"	Antique brass
4752½	"	" " sand

1 dozen in a paper box with screws; 12 dozen in a case.

When ordering give list number and state if to match Yale & Towne finish.
For finishes see page 91.

Cuts half size

Stanley Butts



Nos. 289 and 289½
3 x 3 inches

Light wrought steel butts

Loose pin, ball tips

No. 289 planished: No. 289½ polished

Made in the following sizes:

2 x 2 inches	2½ x 2 inches	3 x 2½ inches
2 x 2½ "	2½ x 2½ "	3 x 3 "
2 x 3 "	2½ x 3 "	

½ dozen pairs in a paper box with screws.



Nos. 291 and 291½
4 x 4 inches

Broad wrought steel butts

Fast joint, no tips

No. 291 planished: No. 291½ polished

Made in the following sizes:

2 x 2 inches	3 x 3 inches	5 x 5 inches
2½ x 2½ "	3½ x 3½ "	5½ x 5½ "
3 x 2½ "	4 x 4 "	6 x 6 "
	4½ x 4½ "	

½ dozen pairs, 5 x 5 ins. and smaller, in a paper box with screws; larger sizes, ¼ dozen pairs.



Nos. 731 and 733
4 x 4 inches

Wrought steel butts

Loose pin, ball tips

No. 731 japanned

Made in the following sizes:

2 x 2 inches	3½ x 3 inches	4½ x 4½ inches
2½ x 2 "	3½ x 3½ "	5 x 5 "
2½ x 2½ "	4 x 3½ "	5½ x 5½ "
3 x 2½ "	4 x 4 "	6 x 6 "
3 x 3 "	4½ x 4 "	

½ dozen pairs, 5 x 5 ins. and smaller, in a paper box with screws; larger sizes, ¼ dozen pairs.

No. 733 dead black

Made in the following sizes:

2 x 2 inches	3½ x 3½ inches	5 x 5 inches
2½ x 2½ "	4 x 4 "	5½ x 5½ "
3 x 3 "	4½ x 4½ "	6 x 6 "

3 pairs, 2½ x 2½ ins. and smaller, in a paper box with screws; larger sizes, 1 pair.

When ordering give list number (which designates finish) in Price Book and size.
State if to match Yale & Towne finish. For finishes see page 91.

YALE

Stanley Butts



No. 241 4 x 4 inches

Wrought steel butts

Loose pin, ball tips

No. 241 planished

Made in the following sizes:

2 x 2 inches	3½ x 3½ inches	5 x 5 inches
2½ x 2½ "	4 x 4 "	5½ x 5½ "
3 x 3 "	4½ x 4½ "	6 x 6 "

3 pairs, 2½ x 2½ ins. and smaller, in a paper box with screws; larger sizes, 1 pair.

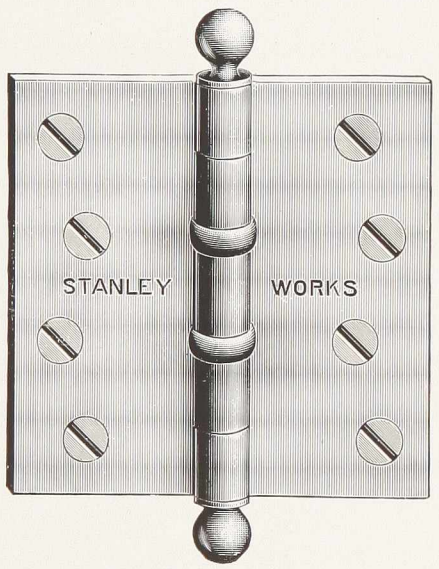

No. BB241 4 x 4 inches

Wrought steel butts

Ball bearing, loose pin, ball tips

No. BB241 planished

Made in the following sizes:

2½ x 2½ inches	4 x 4 inches	5½ x 5½ inches
3 x 3 "	4½ x 4½ "	6 x 6 "
3½ x 3½ "	5 x 5 "	

3 pairs, 2½ x 2½ ins., in a paper box with screws; larger sizes, 1 pair.



No. 241½ 4 x 4 inches

Wrought steel butts

Loose pin, ball tips

No. 241½ polished

Made in the following sizes:

2 x 2 inches	3½ x 3½ inches	5 x 5 inches
2½ x 2½ "	4 x 4 "	5½ x 5½ "
3 x 3 "	4½ x 4½ "	6 x 6 "

3 pairs, 2½ x 2½ ins. and smaller, in a paper box with screws; larger sizes, 1 pair.

When ordering give list number (which designates finish) in Price Book and size.
State if to match Yale & Towne finish. For finishes see page 91.

Cuts half size



No. BB241½ 4 x 4 inches

Wrought steel butts

Ball bearing, loose pin, ball tips

No. BB241½ polished

Made in the following sizes:

2½ x 2½ inches	4 x 4 inches	5½ x 5½ inches
3 x 3 "	4½ x 4½ "	6 x 6 "
3½ x 3½ "	5 x 5 "	

3 pairs, 2½ x 2½ ins., in a paper box with screws; larger sizes, 1 pair.



No. 239 4 x 4 inches

Heavy wrought steel butts

Loose pin, ball tips

No. 239 polished

Made in the following sizes:

2 x 2 inches	3 x 3 inches	4½ x 4½ inches
2½ x 2 "	3½ x 3 "	5 x 5 "
2½ x 2½ "	3½ x 3½ "	5½ x 5½ "
3 x 2½ "	4 x 4 "	6 x 6 "

3 pairs, 2½ x 2½ ins. and smaller, in a paper box with screws; larger sizes, 1 pair.

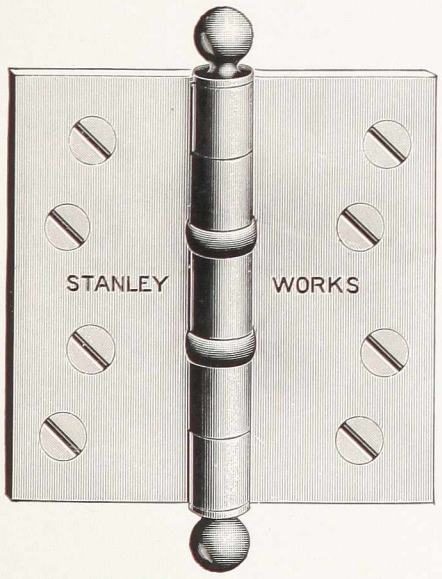

No. BB239 4 x 4 inches

Heavy wrought steel butts

Ball bearing, loose pin, ball tips

No. BB239 polished

Made in the following sizes:

2½ x 2½ inches	4 x 4 inches	5½ x 5½ inches
3 x 3 "	4½ x 4½ "	6 x 6 "
3½ x 3½ "	5 x 5 "	

3 pairs, 2½ x 2½ ins. in a paper box with screws; larger sizes, 1 pair.

Cuts half size

Chicago Spring Butts



Double Acting, 6 inch flange



Single Acting, 6 inch flange

"Triplex" spring butts

Wrought bronze, brass or steel; double and single acting

THE APPLICATION of the proper size of butt, according to conditions, is an essential to consider in specifying. It is advisable to avoid overloading the hinge by the selection of too small a size, thereby causing the annoyance of doors improperly operating and possible breakages. We herewith give a schedule which will be of assistance in specifying.

Size	Thickness of door		Width of door	
Flange length	Minimum	Maximum	Minimum	Maximum
3 ins.	¾ ins.	1 in.	2 ft.	2 ft. 3 in.
4 "	⅞ "	1¼ "	2 "	2 " 6 "
5 "	1⅛ "	1½ "	2 " 3 ins.	2 " 6 "
6 "	1¼ "	1¾ "	2 " 3 "	2 " 9 "
7 "	1⅜ "	2 "	2 " 6 "	2 " 9 "

Size	Thickness of door		Width of door	
Flange length	Minimum	Maximum	Minimum	Maximum
8 in.	1½ ins.	2¼ ins.	2 ft. 6 ins.	3 ft.
10 " *	1¾ "	2½ "	2 " 9 "	3 "
10 " *	2¼ "	2¾ "	2 " 6	3 "
12 "	2¼ "	3 "	3 "	3 " 3 in.

The above schedule is for inside doors of soft wood and without plate glass or heavy trimmings.
For outside doors, subject to draft; heavy hard wood doors or with plate glass or heavy trimmings, the largest butt which the thickness of door will allow should be used.

Single acting butts may be furnished with reverse springs to throw door open when released.

*The single acting butt is made in only one size for doors 1¾ to 2¾ ins. thick and 2 ft. 6 ins. to 3 ft. wide.

1 pair in a paper box with screws.

"Triplex" gate spring butts

Double acting: Flange 6 ins.; maximum width of hand rail 3½ ins. ; for gates 1¼ to 2½ ins.
Single acting: Flange 5 ins.; maximum width of hand rail 4 ins.; for gates 1¼ to 2½ ins.

Single acting gate butts may be furnished with reverse springs to throw gate open when released.

1 pair in a paper box with screws.

YALE

When ordering give size and list number (which designates finish) in Price Book.
State if to match Yale & Towne finish. For finishes see page 91.

Cuts half size

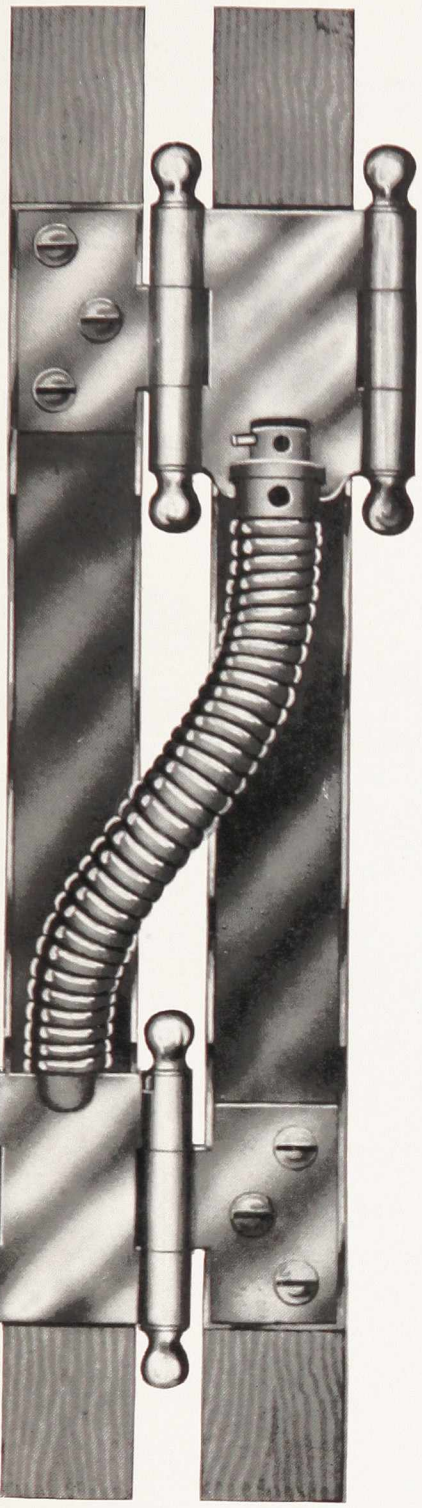

Double Acting Spring Butt for 1⅛ to 1¼ inch doors

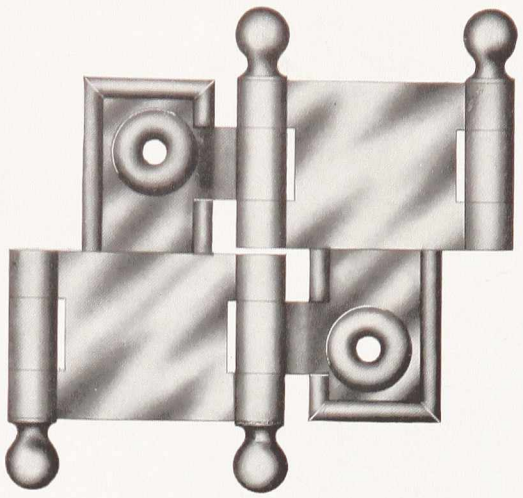

Double Acting Blank Butt for 1⅛ to 1¼ inch doors

"Chicago" spring butts

THIS butt is the most powerful in its action of any type of spring butt on the market. It is constructed in a most substantial manner and the spring power effected by both a torsion and leverage principle, producing a positive action as well as an easy movement of the door.

The general construction and mechanical action of this hinge produce the best results obtainable in operating doors subject to excessive and violent use.



Single Acting Spring Butt for 1⅛ to 1¾ inch doors

Spring and blank butts

Cast bronze and brass; cast iron and wrought steel

Double acting: Thickness of doors; ⅞ to 1, 1⅛ to 1¼, 1⅜ to 1½, 1¾ to 2, 2¼ to 2½, 2¾ to 3½ and 3½ to 4 inches.

A spring butt at the top and a blank butt at the bottom can often be used on a narrow door. It is not advisable, however, to use a blank butt on outside doors. *Always put the blank butt below.* A narrow, high door is much easier to swing than a wide, low door of the same weight or thickness.

1 pair in a paper box with screws.

Single acting: Thickness of doors; ¾ to 1½, 1⅛ to 1¾, 1¼ to 2 and 1¾ to 2½ inches.

The sizes given are for light, medium and heavy doors. For a light narrow door use the second size; medium narrow door use the third size; heavy wide door use the fourth size. For narrow doors or doors of small surface, a spring butt and a blank butt may be used. *Always put the blank butt below.*

1 pair in a paper box with screws.

When ordering give size and list number (which designates finish) in Price Book.
State if to match Yale & Towne finish. For finishes see page 91.

Cuts half size

Chicago Spring Butts

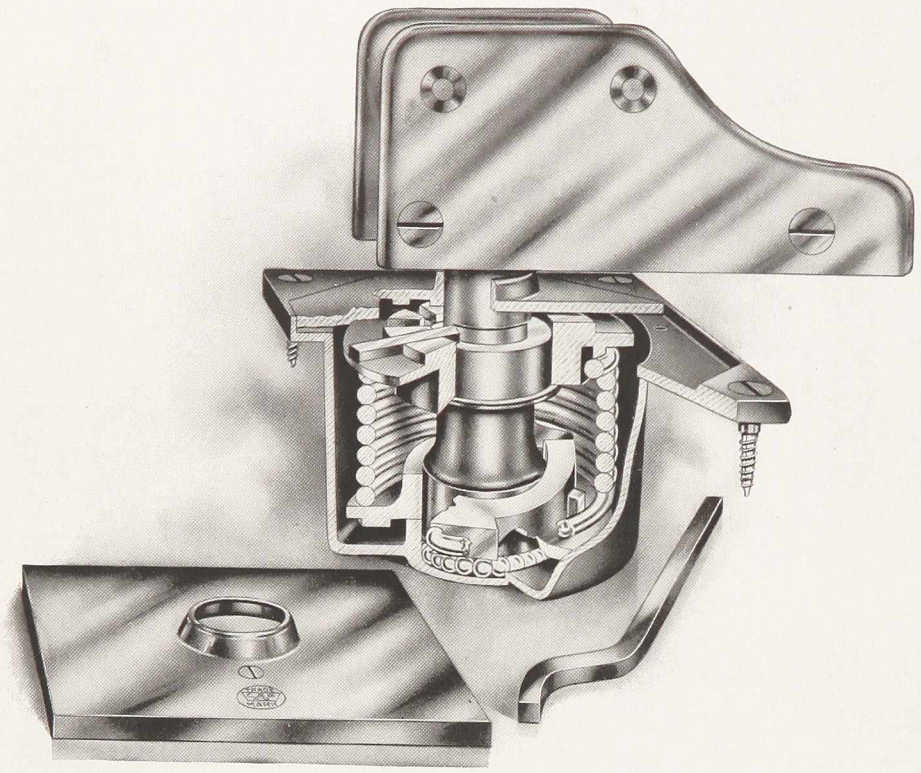

Sectional view



Top pivot and socket



Bottom shoe

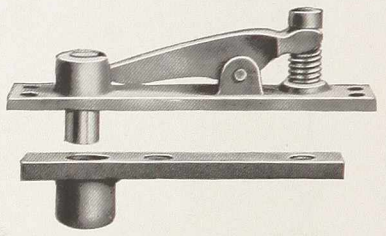

Adjustable top pivot and socket



Invisible bottom shoe

Ball-bearing mortise floor hinge

THIS hinge is constructed in a most substantial manner with features of recognized merit, producing an article of maximum durability and efficiency. The broad ball-bearing, distributing weight and friction over a large area, provides an easy action and reduces wear to a minimum. It has a unique tension adjustment, requiring no special tool; a tension pin locking device, together with features of convenience, general appearance and finish which characterize it as an article of quality.

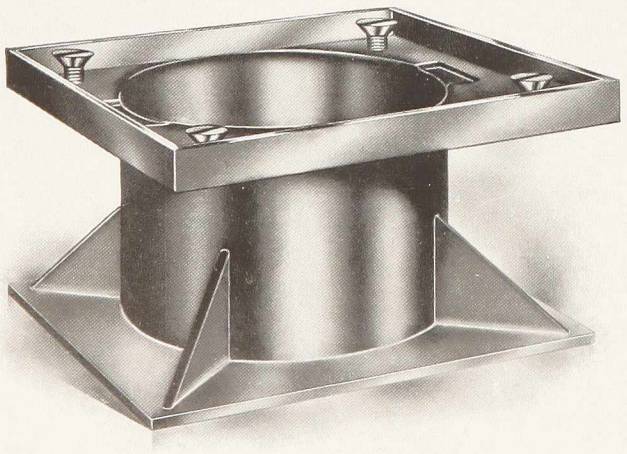

Cast floor box

Wrought bronze, brass or steel

Double acting

Thickness of doors; 7/8 to 1½, 1⅜ to 2, 2 to 2½ and 2½ to 3½ inches.

May be furnished with adjustable top pivot and invisible bottom shoe, in place of adjustable side plates and regular shoe, to special order.

Each in a paper box with screws.

Cast floor boxes

For imbedding floor hinges in tile or concrete floors may be furnished at an additional price.

When ordering give size and list number (which designates finish) in Price Book.
State if to match Yale & Towne finish. For finishes see page 91.

Cuts half size

Chicago Spring Butts

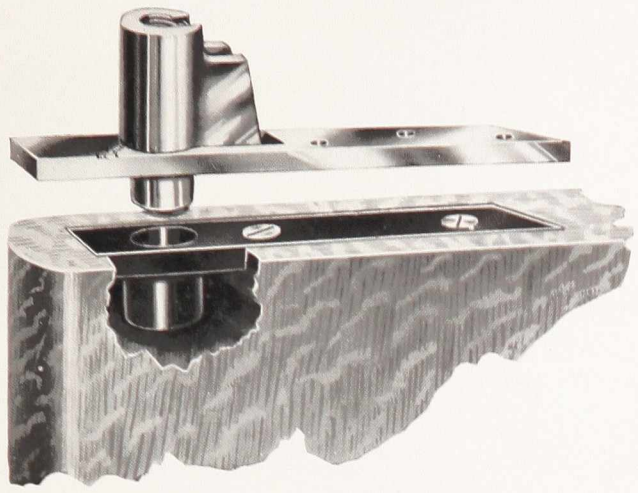

Adjustable top pivot and socket



Hinge applied to door

Ball-bearing surface floor hinge

THIS is an article fully adapted to the highest class of requirements. Structurally it is extremely substantial and possesses mechanical features of efficient and practical value. It has ample spring power for the most excessive demands, a simple tension adjustment and ball-bearings on which the weight of the door is carried.

The unique feature by which the spring action is readily released, allowing the door to remain open at any desired position, is of great convenience and is automatic in re-engaging as the door is swung to the closed position.

Wrought bronze, brass and steel

Double acting

Thickness of doors: 1⅛ to 1½, 1½ to 2 and 2 to 2¾ inches.

The adjustable top pivot is always furnished, permitting the door to be readily taken down and allowing full clearance of doorway.

The special concrete floor plate, which is applied to the door casing, is furnished to special order.

Each in a paper box with screws.



Concrete floor plate

When ordering give size and list number (which designates finish) in Price Book.
State if to match Yale & Towne finish. For finishes see page 91.

Cuts half size

Cuts half size

Chicago Spring Butts

For lavatory doors



No. 2242A Hinge

"Triplex" double box flange hinge

Wrought and cast bronze or brass, nickel plated

Single acting; reversible for right or left hand doors, opening in or out.

No.		
2242A	Wrought or cast metal	4 inch flange
2242B	Cast metal *only* . . .	Special, extra heavy: 4 inch flange

1 pair in a paper box with bolts.

May be furnished with reverse springs, to hold door open when released, to special order.

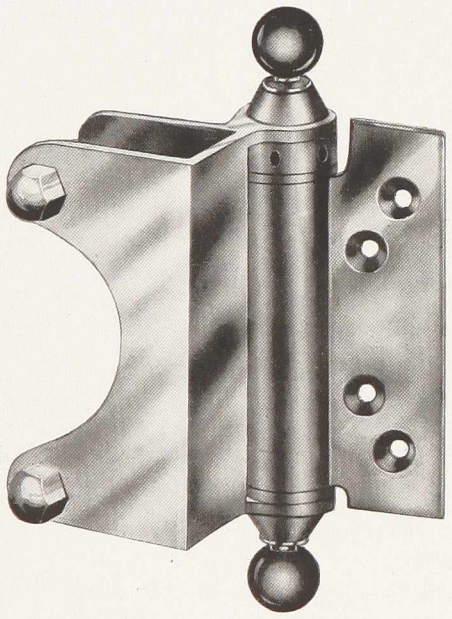

No. 2242 Hinge

"Triplex" mortise box flange hinge

Wrought and cast bronze or brass, nickel plated

Single acting; reversible for right or left hand doors, opening in or out.

No.		
2242*	Hinges only	4 inch flange
2242–2244*	Hinge and blank . . .	Blank has 1⅛ in. flange
2242–2246	Hinge and checking blank.	Checking blank has 1⅛ in. flange

1 pair in a paper box with bolts and screws.

Nos. 2242, 2244 and 2246 are for partitions 1, 1¼, 1½, 1¾ and 2 inches thick.

The partition box flange is adjustable ⅛ inch under and over to allow for variation in thickness.

The checking blank holds the door ajar when released, avoiding use of indicator.

For narrow or medium weight doors use a hinge and blank.

*May be furnished with reverse springs, to hold door open when released, to special order.

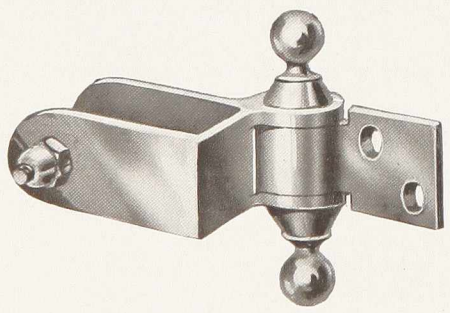

No. 2244 Blank



No. 2246 Checking blank

When ordering give list number, metal and finish. State if to match Yale & Towne finish. Also state if for wood or marble partition and give thickness of door and partition. For finishes see page 91.

YALE

Cuts half size

Chicago Spring Butts

For lavatory doors



No. 2442 Hinge

"Triplex" surface hinge

Cast bronze or brass, nickel plated

Single acting

No.		
2442	Hinges only	4 inch flange
2442–2444	Hinge and blank	Blank has 1¾ in. flange
2442–2446	Hinge and checking blank .	Checking blank has 1¾ in. flange

1 pair in a paper box with screws.
The checking blank holds the door ajar when released, avoiding use of indicator.
For narrow or medium weight doors use a hinge and blank.

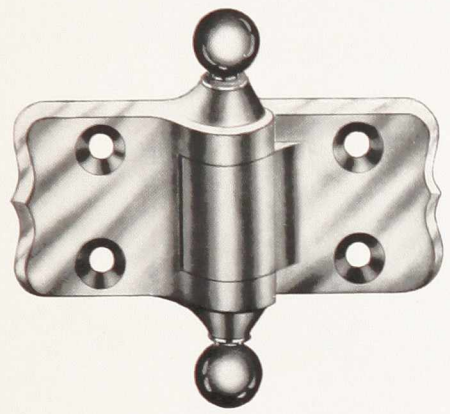

No. 2444 Blank



No. 2446 Checking blank

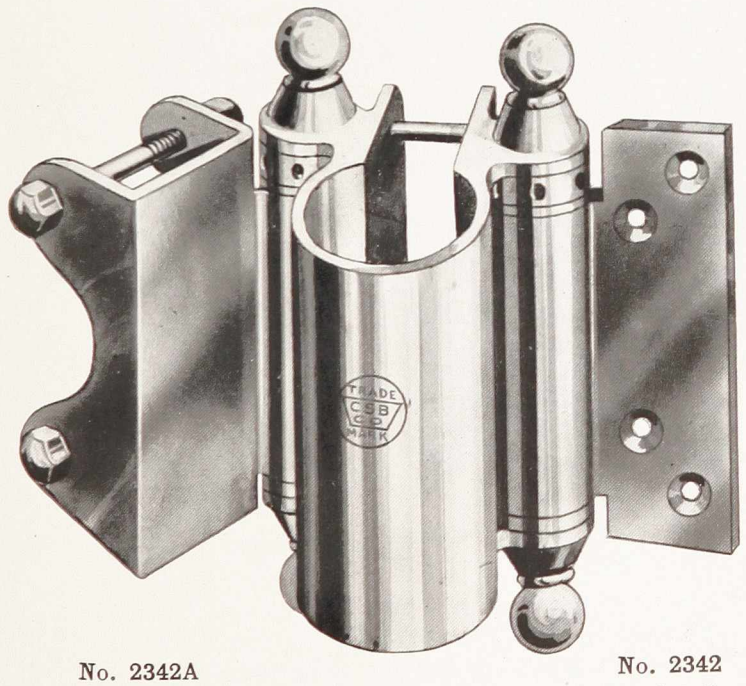

No. 2342A
With box flange

No. 2342
Without box flange

"Triplex" pipe standard yoke hinge

Wrought and cast bronze or brass, nickel plated

Without door box flange

For single acting doors opening in hung right and left to same pipe standard.

No.		
2342	Hinges only . . .	4 inch flange
2342–2344	Hinge and blank.	Blank has 1⅛ in. flange

With door box flange

For single acting doors opening in hung right and left, to same pipe standard.

2342A	Hinges only . . .	4 inch flange
2342A–2344A	Hinge and blank.	Blank has 1⅛ in. flange

1 pair in a paper box with bolts and screws.
For narrow or medium weight doors use a hinge and blank.
May be furnished with reverse springs, to hold door open when released, to special order.
May be furnished for single doors, right or left hand; also without yoke, to be applied with machine screws, to special order.

When ordering give list number, metal and finish. State if to match Yale & Towne finish. Also state if for wood or marble partition and give thickness of door and partition. For finishes see page 91.

Cuts half size

Chicago Spring Butts

For lavatory doors



No. 2642 Hinge

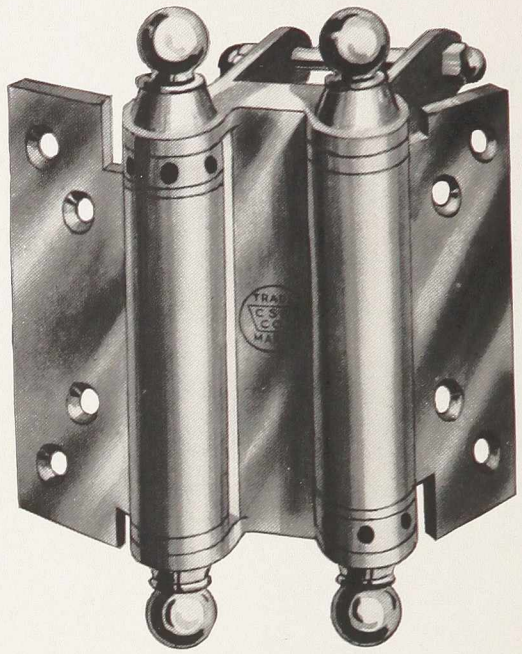

No. 2542 Hinge



No. 2644 Blank



No. 2544 Blank

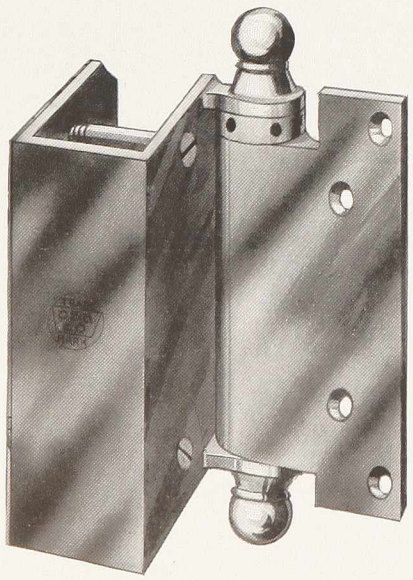

No. 2842 Hinge

"Triplex" yoke box flange hinge

Cast bronze or brass, nickel plated

For single acting doors hung right and left to same partition, without hanging stile.

No.	Hinges only	Nos.	Hinge and blank
2642	4 inch flange: open in	2642–2644	Blank has 1⅛ in. flange
2542	4 " " " out	2542–2544	" " " "

For single acting doors hung right or left to a partition, without hanging stile.

	Hinges only		Hinge and blank
2842	4 inch flange: open in	2842–2844	Blank has 1⅛ in. flange
2742	4 " " " out	2742–2744	" " " "

1 pair in a paper box with bolts and screws.
For narrow or medium weight doors use a hinge and blank.
May be furnished with reverse springs, to hold door open when released, to special order.

When ordering give list number, metal and finish. State if to match Yale & Towne finish. Also state if for wood or marble partition and give thickness of door and partition. For finishes see page 91.

YALE

Cuts half size

Chicago Spring Butts

For lavatory doors



No. 2241 Hinge

"Triplex" mortise box flange hinge

Cast bronze or brass, nickel plated

No.		
2241	Double acting.	4 inch flange: without door box flange
2241A	" "	4 " " has box flange attachment for door

1 pair in a paper box with bolts and screws.

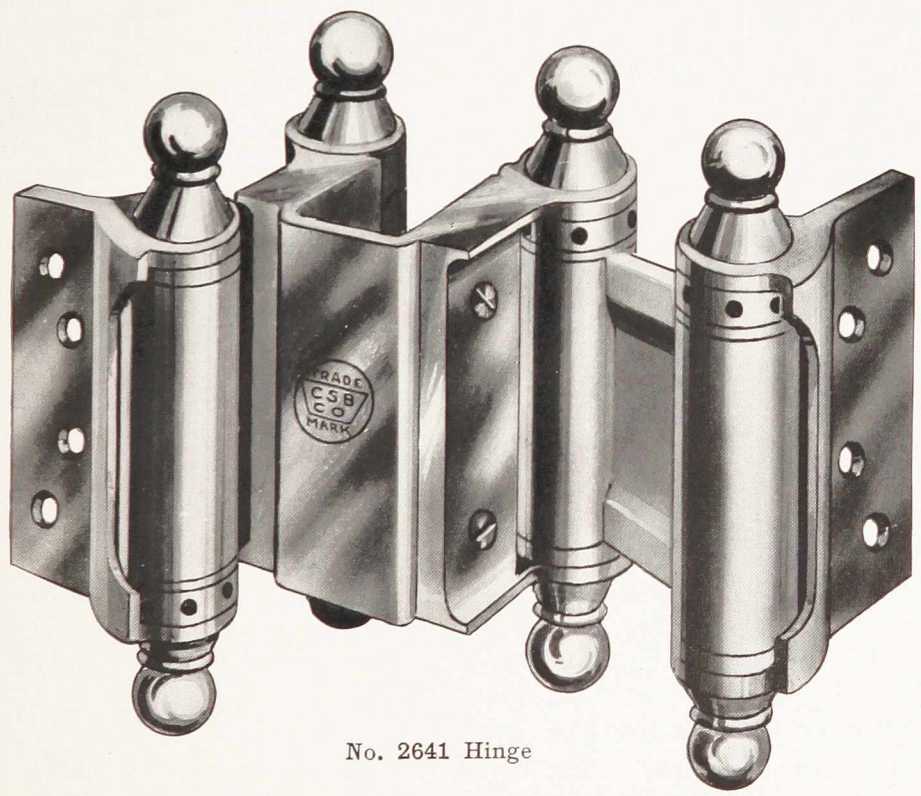

No. 2641 Hinge

"Triplex" yoke hinge

Cast bronze or brass, nickel plated

Double acting

For doors hung right and left to same partition, without hanging stile.

No.	
2641 . .	4 inch flange: with yoke

For single doors hung right or left to a partition, without hanging stile.

2741 . .	4 inch flange: without yoke
2841 . .	4 " " with yoke

1 pair in a paper box with bolts and screws.

May also be furnished for use with pipe standard, to special order and at an additional price.

When ordering give list number, metal and finish. State if to match Yale & Towne finish. Also state if for wood or marble partition and give thickness of door and partition. For finishes see page 91.

Payson Transom Lifters

Cuts half size

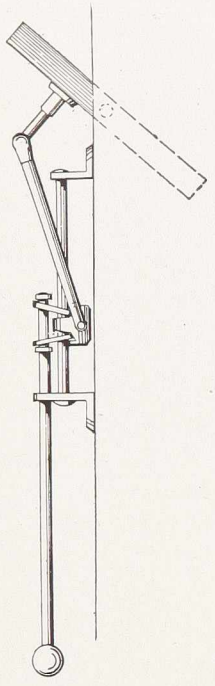

Fig. 1

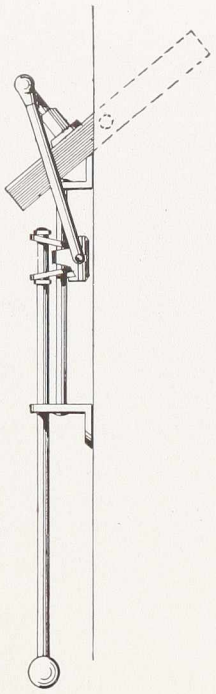

Fig. 3

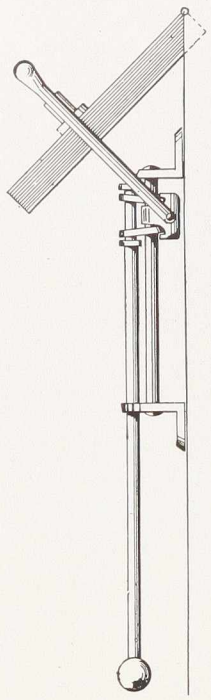

Fig. 2

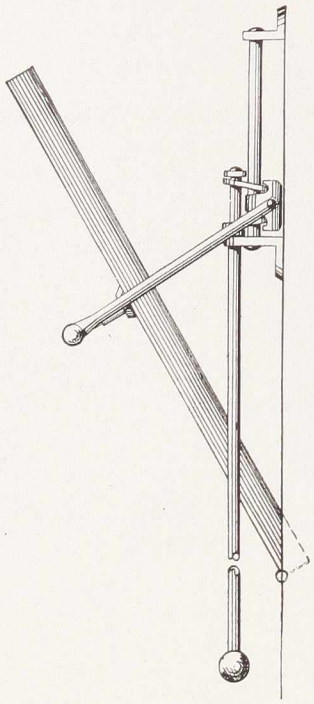

Fig. 4

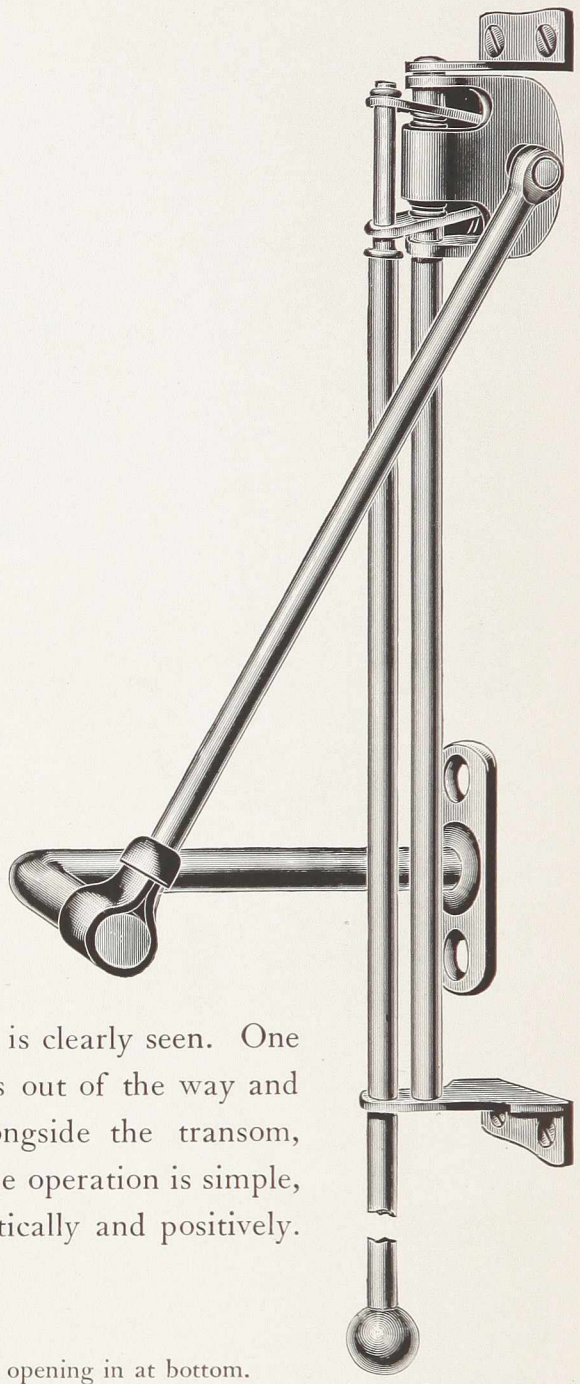

¼ inch rod

The "Simplex" Lifters

Bronze and steel

THIS is an entirely new departure in lifters and its excellence is clearly seen. One type of lifter operates transoms hung in any manner. It is out of the way and does not mar the trim below the transom. The lock is alongside the transom, giving greater strength and the use of chains is unnecessary. The operation is simple, being a straight push or pull with one hand and it locks automatically and positively.

Application of lifters

Fig.		Fig.	
1	Centre pivoted transom, opening in at top.	3	Centre pivoted transom, opening in at bottom.
2	Top hinged transom, opening in.	4	Bottom hinged transom, opening in.

"Simplex" lifters are made in the following sizes:

No.					
10	Rod ¼	inch	diameter;	lengths	3, 4 and 5 feet
11	" 5/16	"	"	"	3, 4, 5 and 6 feet
12	" ⅜	"	"	"	3, 4, 5, 6 and 8 feet

Regularly made in steel, copper dipped, unpolished plated and polished plated and bronze metal.

The length measurement indicates length of rod of the ordinary lifter. The "Simplex" to take the place of a 3 ft. ordinary lifter would be about 18 inches long and 1 foot would be added to this length for each additional foot. For example: No. 10, 3 ft. would be ¼ inch rod about 18 inches long, but taking the place of an ordinary 3 ft. lifter.

½ dozen 3 ft. and 4 ft. lifters in a paper box; other sizes loose as ordered.

When ordering give list number, length and state if to match Yale & Towne finish.

For finishes see page 91.

YALE

Cuts half size

Designs

YALE & TOWNE

Designs

IN presenting, on the following pages, the most extensive line of Ornamental Hardware in the world, we desire again to tender our sincere thanks to that large group of American architects whose sympathy has been a constant encouragement to us in the developement of this field of Decorative Art, and to whose suggestions and support we are deeply indebted for much of whatever success we may have achieved: and also to those of our Trade customers who have had the wisdom to see the trend of popular taste in this direction and the courage to promote it by preaching the gospel of Artistic Hardware as a substitute for the crude and too often unsightly designs which formerly did service under the designation of "Ornamental Hardware."

Designs of the higher grades are arranged alphabetically by schools, as follows:

School	Page
Adam	497
Colonial	499
Egyptian	557
Elizabethan	558
Empire	566
Francis I	573
Georgian	575
Gothic:	
English	576
French	579
German	584
Gothic: Italian	592
" Tudor	594
Greek	595
Henry II	615
Indian	617
Japanese	619
L'Art Nouveau	621
Louis XIV	625
" XV	633
" XVI	643
Mission	659
Moorish	662
Renaissance:	
English	665
Flemish	667
French	675
German	685
Italian	691
Modern	713
Spanish	716
Roman	719
Romanesque	721

Designs of lower grades, adapted for buildings of the cheaper kinds, and largely carried in stock by the hardware trade, directly follow the above: including plain cast and wrought bronze, and wrought steel.

YALE

Adam School

THIS school was developed by the brothers Adam in London about 1750-1760. It gives evidence of French (Louis XVI) and classic influence, and is distinguished by a conventional use of the classic bud and pearl, or bead, used in delicately outlining large patterns such as ovals, circles and their smaller divisions, often emphasized at their junctions or elsewhere by rosettes. The resultant spandrels and panels are generally ornamented with palms or other foliage and wreaths with ribbons. The style is marked by delicacy of pattern in outline and by careful modelling of the members.



Nos. NB90 and NB67

Bolton Design

Symbol NB

Cast bronze and brass

Appropriate finishes

AZ10	Buffed brass	SY10	Silver
AY22 .	Old brass	GY10	Gold

For description of finishes see page 91.

Knobs

No.	Size	Description
NB69	3 x 2 inches	Door knob with No. 0 (high) shank
NB68	3 x 2⅝ "	" " " " " "
NB67	2⅝ x 1¾ "	" " " " " "

Escutcheons

NB90	12¼ x 3⅜ inches	Plate for locks with 2¾ inch spacing *only*
NB854	" "	Cup for all sliding door locks

List number of lock to be associated with escutcheons must always be specified. For escutcheons with thumb-turns add ½ to list number.

Other pieces

NB1349	2 x 5¾ inches	Sash lift, flush

When ordering give list number (in the case of escutcheons also lock number) and finish. For finishes see page 91.



No. NB1349



No. NB854



Nos. NB90 and NB67

Bolton Design

Locks in sets

Set No.		Description
NB2199	**Inside doors**	Lock 1500 (page 202), knobs NB67, 2 escutcheons NB90
NB139	**Sliding doors**	Lock 1706 (page 215), 2 cup escutcheons NB854
NB149	" "	Lock 1716 (page 215), 4 cup escutcheons NB854
NB159	" "	Lock 1726 (page 215), 4 cup escutcheons NB854

When ordering give list number (in the case of escutcheons also lock number) and finish. For finishes see page 91.



No. NB854

Folkstone Design

Symbol SF

Cast bronze, brass and iron

Appropriate finishes

AZ10	Buffed brass	SY10	Silver
AY22	Old brass	GY10	Gold

For description of finishes see page 91.

Knobs

No.	Size	Description
SF67	2½ x 1½ inches	Door knob with No. 0 (high) shank

Escutcheons

SF90	12¼ x 3⅜ inches	Plate for locks with 2¾ inch spacing *only*
SF854	" "	Cup for all sliding door locks

List number of lock to be associated with escutcheons must always be specified. For escutcheons with thumb-turns add ½ to list number.

Other pieces

SF1349	2 x 5⅞ inches	Sash lift, flush

Locks in sets

SF2199	**Inside doors**	Lock 1500 (page 202), knobs SF67, 2 escutcheons SF90
SF139	**Sliding doors**	Lock 1706 (page 215), 2 cup escutcheons SF854
SF149	" "	Lock 1716 (page 215), 4 cup escutcheons SF854
SF159	" "	Lock 1726 (page 215), 4 cup escutcheons SF854

When ordering give list number (in the case of escutcheons also lock number) and finish. For finishes see page 91.



Nos. SF90 and SF67



No. SF1349



No. SF854

Colonial School

GENERALLY speaking this school prevailed during our colonial period beginning in the first half of the XVII century and reaching its highest plane after 1730. From Italian, French and English sources we can trace its growth until in America the name covers a broad field. As a rule it is, however, distinguished by a free use of the classic orders, even Greek forms, in New England and the South, and by reedings, flutings, beadings, egg and dart mouldings, the acanthus, dentils, Greek frets or (Swastika motives), cartouches richly ornamented and bands and fillets of delicate proportions. In Connecticut and New York much old iron detail is like English work of the same or slightly earlier date.

Adams Design

Symbol IA

Hand wrought bronze and iron

Appropriate finishes

BZ10 Buffed bronze . . CX22 . . Old copper
FX80 . . Bower-Barff

For descriptions of finishes see page 91.



Nos. IA90 and D35

Knobs

No.	Size	Description
D37	2½ x 2½ inches	Door knob with No. 0 (high) shank
D36	2½ x 2¼ "	" " " " " "
D35	2¼ x 2¼ "	" " " " " "

Escutcheons and handles

IA90	12 x 3⅛ inches	Plate for 3½ to 4¼ inch locks
IA93	16½ x 3½ "	" " 5 " 7½ " "
IA812	2⅞ x ⅞ "	Key plate for all locks
IA854	12 x 3⅛ "	Cup for all sliding door locks
IA314	18¾ x 3½ "	Handle for locks Nos. 414¼, 428 and 472¼ series

List number of lock to be associated with escutcheons must always be specified. For escutcheons with thumb-turns add ½ to list numbers.

When ordering give list numbers (in the case of escutcheons also lock number) and finish. For finishes see page 91.



No. IA1099



No. IA1416

Cuts third size

Adams Design



No. IA1425

Other pieces

No.	Size	Description
IA1425	12⅝ x 3⅜ inches	Knocker, door
IA1420	9 x 3⅛ "	Pull, bell
IA589	16½ x 3½ "	" door
IA1416	10¼ x 3 "	Push button
IA1730	18½ x 3½ "	Push plate

Cabinet hardware

IA1099	1⅞ x 6 inches	Drawer pull, drop
IA1952	16½ x 12¼ "	Hinge strap, top and bottom
IA1958	11½ x 3¼ "	" " middle
	16½ x 4 "	" " "
IA1975	9¼ x 9¼ "	" " corner

Locks in sets

IA1788	**Inside doors**	Lock 1620 (page 199), knobs D35, 2 escutcheons IA90
IA2188	" "	Lock 1500 (page 202), knobs D35, 2 escutcheons IA90
IA2889	" "	Lock 1402 (page 207), knobs D35, 1 escutcheon each IA93 and IA93½
IA3288	**Communicating**	Lock 1535 (page 192), knobs D35, 1 escutcheon each IA90 and IA90½
IA3688	"	Lock 1525 (page 193), knobs D35, 2 escutcheons IA90½
IA139	**Sliding doors**	Lock 1706 (page 215), 2 cup escutcheons IA854
IA149	" "	Lock 1716 (page 215), 4 cup escutcheons IA854
IA159	" "	Lock 1726 (page 215), 4 cup escutcheons IA854
IA8389	**Vestibule doors**	Lock 790 (page 222), knobs D36, 2 escutcheons IA93
IA8289	**Front doors**	Lock 750 (page 222), knobs D36, 1 escutcheon each IA93 and IA93½
IA9360	**Store doors**	Lock 414¼ (page 230), 1 pair handles IA314

When ordering give list number (in the case of escutcheons also lock number), size and finish. For finishes see page 91.



No. IA314



No. IA1975



No. IA1099



No. IA812

Arlington Design

Symbol RA

Cast bronze and brass

Appropriate finishes

AZ10	Buffed brass	CY22 . .	Old copper
AY22 . .	Old brass	CX22	Old copper, sanded
BZ10	Buffed bronze	SY52 .	Oxidized silver

For description of finishes see page 91.



Nos. RA88 and RA36



No. RA314



No RA854



No. RA1348



No. RA1416

Knobs and roses

No.	Size	Description
RA37	2½ x 2½ inches	Door knob with No. 0 (high) shank
RA36	2½ x 2¼ "	" " " " " "
RA35	2¼ x 2¼ "	" " " " " "
RA443	1¾ inches diam.	" " " closet spindle
RA40¼	1⅛ " "	Drawer knob with bolt and washer
RA40¾	" " "	Shutter " " wood screw
RA223	2¼ " "	Rose with No. 0 (high) thimble

Escutcheons and handles

RA181	5⅝ x 1⅞ inches	Plate for locks No. 1600 series *only*
RA181½	" "	" " " No. 1605 series *only*
RA86	7⅜ x 2½ "	" " all inside locks 3½ to 5 in.
RA88	9 x 3 "	" " " other locks
RA812	2¾ x 1¼ "	Key plate for all locks
RA854	7¼ x 2½ "	Cup for all sliding door locks
RA314	18⅛ x 3 "	Handle for locks Nos. 414¼, 428 and 472¼ series

List number of lock to be associated with escutcheons must always be specified. For escutcheons with thumb-turns add ½ to list numbers.

Other pieces

No.	Inches	Description	No.	Inches	Description
RA1420	4⅛ x 1¾	Pull, bell	RA1360	1⅞ x 8¼	Sash lift, bar
RA541	9 x 3	Pull, door	RA1344	1⅜ x 3⅜	" " flush
RA1416	5⅛ x 2½	Push button	RA1348	1¾ x 3¾	" " "
RA1730	9 x 3	Push plate	RA1246	1¼ x 2¾	Sash socket
	18⅛ x 3	" "	RA1386	2 x 1	Shutter bar
	18 x 4¼	" "			

Locks in sets

RA1784	Inside doors	Lock 1620, RA35, 2 RA86
RA2184	" "	Lock 1500, RA35, 2 RA86
RA2884	" "	Lock 1402, RA35, 1RA86 & RA86½
RA3284	Communicating	Lock 1535, RA35, 1RA86 & RA86½
RA3684	"	Lock 1525, RA35, 2 RA86½
RA135	Sliding doors	Lock 1706, 2 cups RA854
RA145	" "	Lock 1716, 4 cups RA854
RA155	" "	Lock 1726, 4 cups RA854
RA8384	Vestibule doors	Lock 790, RA36, 2 RA88
RA8284	Front doors	Lock 750, RA36, 1 RA88 & RA88½
RA9360	Store doors	Lock 414¼, 1 pair RA314

When ordering give list number (in the case of escutcheons also lock number), size and finish. For finishes see page 91.

Amherst Design

Symbol NA

Cast bronze and brass

Appropriate finishes

AY22 . . Old brass
BZ10 Buffed bronze
CY22 . . Old copper
SY52 Oxidized silver
GY10 . . Gold

For description of finishes see page 91.



Nos. NA90 and NA47



No. NA566

Knobs and roses

No.	Size	Description
NA47	2½ x 2½ inches	Door knob with No. 0 (high) shank
NA46	2½ x 2 "	" " " " " "
NA444	2 ins. diam	" " " closet spindle
NA40¼	1⅛ " "	Drawer knob with bolt and washer
NA40¾	" " "	Shutter " " wood screw
NA223	2¼ " "	Rose with No. 0 (high) thimble

Escutcheons

NA180	5¾ x 1⅛ inches	Plate for lock No. 269 *only*
NA181	5⅞ x 1⅛ "	" " locks No. 1600 series *only*
NA181½	" "	" " " " 1605 series *only*
NA84	6½ x 2 "	" " 3½ inch locks *only*
NA87	8¼ x 2½ "	" " 3¾ to 5½ inch locks
NA90	11¾ x 2⅝ "	" " 5 to 7½ inch locks
NA91	12⅞ x 3¼ "	" " " " "
NA7605	4½ x 1⅝ "	Plate for thumb-turn, Tee or lever handle
NA7255	4⅝ x 1⅛ "	Plate for thumb-turn, Tee or lever handle
NA8205	5¾ x 1⅛ "	Plate for thumb-turn, Tee or lever handle
NA803	1⅛ x 2½ "	Key plate for cabinet locks
NA812	2½ x 1⅛ "	" " for all locks
NA850	7 x 2 "	Cup for all sliding door locks
NA854	8¼ x 2½ "	" " " " " "

List number of lock to be associated with escutcheons must always be specified. For escutcheons with thumb-turns add ½ to list number.



No. NA854



No. NA1417

Other pieces

NA55	6¾ x 1½ inches	Bolt, mortise single extension
NA1062	2 x 3¼ "	Drawer pull, surface
NA1098	1⅛ x 3 "	" " drop
NA1099	1⅛ x 5¾ "	" " "
NA1975	11¾ x 11¾ x 3¼ ins.	Hinge plate, corner
NA1532	2⅝ x 8¼ inches	Letter drop plate
NA1542	" "	Inside plate for above

When ordering give list number (in the case of escutcheons also lock number) and finish. For finishes see page 91.



No. NA949



No. NA1360

YALE

Amherst Design



Nos. NA87 and NA47



No. NA812



No. NA1975

Other pieces—continued

No.	Size	Description
NA949	4 inches	Lever handle
NA1420	3⅜ x 2 "	Pull, bell
NA566	12⅞ x 3¼ "	Pull, door
NA1416	4⅝ x 2 "	Push button
NA1417	6 x 2⅝ "	" "
NA1730	12⅞ x 3¼ "	Push plate
NA1360	2 x 8½ "	Sash lift, bar
NA1361	1½ x 6 "	" " "
NA1348	1½ x 4⅛ "	" " flush
NA11348	" "	" " " locking
NA1349	2 x 4⅝ "	" " "
NA11349	" "	" " " locking
NA1246	1½ x 3½ "	Sash socket

Locks in sets

NA1685¾	Inside doors	Lock 820 (page 197), knobs NA47, 2 escutcheons NA87
NA2185	" "	Lock 1500 (page 202), knobs NA47, 2 escutcheons NA87
NA2785¾	" "	Lock 860 (page 206), knobs NA47, 1 escn. each NA87 and NA87½
NA2885	" "	Lock 1402 (page 207), knobs NA47, 1 escn. each NA87 and NA87½
NA3585	Communicating	Lock 1534 (page 192), knobs NA47, 2 escutcheons NA87½
NA3285	"	Lock 1535 (page 192), knobs NA47, 1 escn. each NA87 and NA87½
NA3685	"	Lock 1525 (page 193), knobs NA47 2 escutcheons NA87½
NA137	Sliding doors	Lock 1706 (page 215), 2 cup escutcheons NA854
NA147	" "	Lock 1716 (page 215), 4 cup escutcheons NA854
NA157	" "	Lock 1726 (page 215), 4 cup escutcheons NA854
NA8389	Vestibule doors	Lock 790 (page 222), knobs NA47, 2 escutcheons NA90
NA8289	Front doors	Lock 750 (page 222), knobs NA47, 1 escn. each NA90 and NA90½

When ordering give list number (in the case of escutcheons also lock number) and finish. For finishes see page 91.



No. NA1062



No. NA1730



No. NA1349



No. NA1099

Beverly Design

Symbol LB

Cast bronze and brass

Appropriate finishes

AZ10	Buffed brass	CX22 . .	Old copper
AY22 . .	Old brass	SY10 . . .	Silver

For description of finishes see page 91.

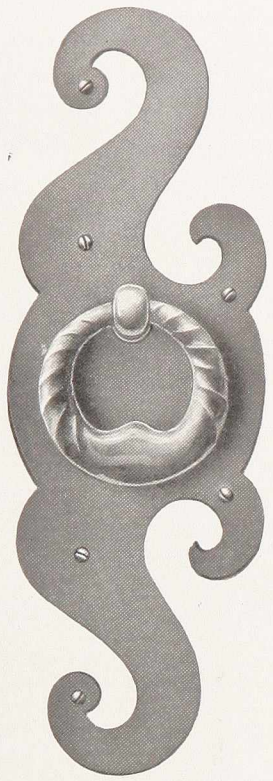

No. LB1094



No. LB1979
4 x 3¼ ins.

Cabinet hardware

No.	Size	Description
LB1090	4 x 2⅞ inches	Drawer pull, ring
LB1094	10 x 3⅜ "	" " "
LB1099	3¼ x 3⅞ "	" " " drop
LB1979	3½ x 3½ "	Hinge
	4 x 3¼ "	"
LB1958	4 x 1⅝ "	Hinge plate, middle
LB803	3⅜ x 1¼ "	Key plate for bit key locks

When ordering give list number, size and finish. For finishes see page 91.



No. LB1090

Burlington Design

Symbol XB

Cast bronze and brass

Appropriate finishes

AZ10	Buffed brass	SY52 .	Oxidized silver
CY22 .	Old copper	GZ10	Gold

For description of finishes see page 91.

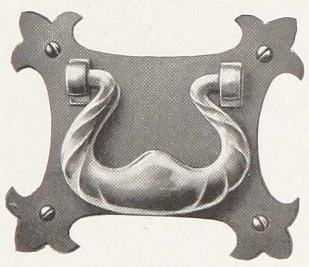

No. LB1099

Escutcheons

No.	Size	Description
XB850	5 x 1⅝ inches	Cup for all sliding door locks
XB854	5¼ x 2¼ "	" " " " " " "



No. LB1979
3½ x 3½ ins.

Other pieces

XB1348	1¼ x 2⅞ inches	Sash lift, flush

Locks in sets

XB133	Sliding doors	Lock 1706 (page 215), 2 cup escutcheons XB854
XB143	" "	Lock 1716 (page 215), 4 cup escutcheons XB854
XB153	" "	Lock 1726 (page 215), 4 cup escutcheons XB854

When ordering give list number (in the case of escutcheons also lock number) and finish. For finishes see page 91.



No. XB854



No. XB850



No. XB1348



Nos. UB89 and UB68

Bristol Design

Symbol UB

Cast bronze, brass and iron

Appropriate finishes

AY22	Old brass	CX22	Old copper
BZ10	Buffed bronze	SY52	Oxidized silver
	FX80 . . Bower-Barff		

For description of finishes see page 91.

Knobs and roses

No.	Size	Description
UB69	2¾ x 1⅝ inches	Door knob with No. 0 (high) shank
UB68	2¾ x 2½ "	" " " " " "
UB67	2½ x 1½ "	" " " " " "
UB37	2¼ x 2¼ "	" " " " " "
UB167	2½ x 1½ "	Door knob with No. 1 (low) shank
UB137	2¼ x 2¼ "	" " " " " "
UB463	1¾ x 1 "	" " " closet spindle
UB61½	1¼ x ¾ "	" " " mortise bolt spindle
UB61¼	" "	Drawer knob with bolt and washer
UB61¾	" "	Shutter " " wood screw
UB221	2 inches diam.	Rose with No. 0 (high) thimble
UB225	2½ " "	" " " " "
UB260	1¼ " "	Rose for glass drawer and shutter knobs (page 458)
UB261	1½ " "	Rose for glass drawer and shutter knobs (page 458)
UB263	2 " "	Rose with thimble for glass door knob (page 458)
UB266	2½ " "	Rose with thimble for glass door knob (page 458)

Escutcheons and handles

UB180	5 x 1 inches	Plate for lock No. 269 *only*
UB181	6 x 1½ "	Plate for locks No. 1600 series *only*
UB181½	" "	" " " " 1605 " "
UB85	7 x 2½ "	Plate with No. 0 thimble for 3½ to 4¾ in. locks
UB185	" "	Plate with No. 1 thimble for 3½ to 4¾ in. locks
UB87	8 x 2½ "	Plate with No. 0 thimble for 4½ to 5½ in. locks
UB187	" "	Plate with No. 1 thimble for 4½ to 5½ in. locks
UB89	11 x 3 "	Plate with No. 0 thimble for 5 to 7½ in. locks
UB189	" "	Plate with No. 1 thimble for 5 to 7½ in. locks
UB1005	2 x ⅞ "	Plate for thumb-turn, etc.
UB5105	3½ x 1 "	" " " " "
UB4145	3⅜ x 1 "	" " " " "

When ordering give list number (in the case of escutcheons also lock number) and finish. For finishes see page 91.



Nos. UB185 and UB167



No. UB1416



No. UB552



No. UB854



No. UB1531

Bristol Design



No. UB1730
11 x 3 inches



Nos. UB181 and 905



No. UB1094

Escutcheons and handles—continued

No.	Size	Description
UB6154	4 x 1 inches	Plate for thumb-turn, etc.
UB7154	4¾ x 1 "	" " " "
UB8554	5⅛ x 1⅜ "	" " " "
UB1812	1¾ x 1 "	Key plate for all locks
UB3812	1½ x ¾ "	" " " " "
UB820	3 x 1¼ "	" " for lock No. 1402 *only*
UB3823	2 x 1 "	" " with drop for all locks
UB4823	2⅝ x 1⅛ "	" " " " " " "
UB854	6¾ x 2½ "	Cup for all sliding door locks
UB310	18 x 4 "	Handle for locks No. 405 series
UB314	"	" " " Nos. 414¼, 428 and 472¼ series

List number of lock to be associated with escutcheons must always be specified. For escutcheons with thumb-turns add ½ to list number.

Other pieces

UB53	6¼ x 1½ inches	Bolt, mortise single extension
UB58	8 x 2½ "	" " " "
UB1133	1¾ ins. diam.	Cylinder ring (page 347)
UB1505	2¾ x 8½ inches	Letter drop plate (papers)
UB1515	" "	Inside plate for above
UB1531	2½ x 7 "	Letter drop plate (letters)
UB1551	2⅝ x 7¾ "	Hood for above
UB552	11 x 3 "	Pull, door
UB1416	4⅞ x 2⅛ "	Push button
UB1730	11 x 3 "	Push plate
	14 x 3¼ "	" "
	18 x 4 "	" "
UB1348	1½ x 4½ "	Sash lift, flush
UB1349	1¾ x 4½ "	" " "
UB11349	"	" " " locking

Cabinet hardware

UB1072	⅞ x 4 inches	Drawer pull, surface
UB1085	⅞ x 3⅛ "	" " drop
UB1099	1¾ x 4¼ "	" " "
UB1094	⅞ in. diam. base	" " ring
UB1952	5¼ x 5¼ x 1 ins.	Hinge plate, top and bottom
UB1975	"	" " corner
UB1803	1⅞ x ¾ inches	Key plate for bit key locks
UB3803	1¾ x 1 "	" " " " " " "
UB4803	2 x 1 "	" " " " " " "
UB520	2⅝ x ¾ "	Pull, door
UB521	3½ x ¾ "	" " with keyhole

When ordering give list number (in the case of escutcheons also lock number), size and finish. For finishes see page 91.



No. UB1551



No. UB314



No. UB820

Bristol Design



No. UB53



Nos. UB6154 and 59



No. UB61¼

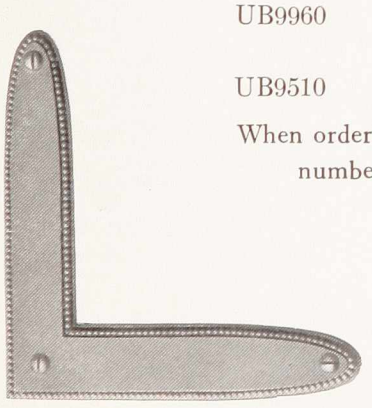

No. UB1975

Locks in sets

Set No.		Description
UB464	Inside doors	Lock 802 (page 196), knobs UB167, 2 escutcheons UB185
UB1064	" "	Lock 881 (page 198), knobs UB167, 2 escutcheons UB185
UB1664	" "	Lock 821 (page 197), knobs UB167, 2 escutcheons UB185
UB1664¾	" "	Lock 820 (page 197), knobs UB167, 2 escutcheons UB185
UB2064	" "	Lock 831 (page 203), knobs UB167, 2 escutcheons UB185
UB2765	" "	Lock 861 (page 206), knobs UB167, 1 escn. each UB187 and UB187½
UB1794	" "	Lock 1620 (page 199), knobs UB67, 2 escutcheons UB85
UB3164	Communicating	Lock 1519 (page 191), knobs UB167, 1 escn. each UB185 and UB185½
UB3464	"	Lock 1529 (page 191), knobs UB167, 2 escutcheons UB185½
UB105	Sliding doors	Lock 1705 (page 214), 2 cup escutcheons UB854
UB115	" "	Lock 1715 (page 214), 4 cup escutcheons UB854
UB125	" "	Lock 1725 (page 214), 4 cup escutcheons UB854
UB5364	Vestibule doors	Lock 771 (page 220), knobs UB167, 2 escutcheons UB187
UB6364	" "	Lock 711 (page 221), knobs UB167, 2 escutcheons UB187
UB8396	" "	Lock 790 (page 222), knobs UB68, 1 escn. each UB89 and UB87
UB5268	Front doors	Lock 761 (page 220), knobs UB167, 1 escn. each UB189 and UB187
UB6268	" "	Lock 701 (page 221), knobs UB167, 1 escn. each UB189 and UB187
UB8296	" "	Lock 750 (page 222), knobs UB68, 1 escn. each UB89 and UB87½
UB8540	Store doors	Lock 405 (page 231), 1 pair UB310
UB9360	" "	Lock 414¼ (page 230), 1 pair UB314
UB9960	" "	Lock 428 (page 229), ½ pair UB314, ½ pair UB67, 1 escn. UB87
UB9510	" "	Lock 472¼ (page 230), 1 pair UB314

When ordering give list number (in the case of escutcheons also lock number) and finish. For finishes see page 91.



No. UB310



No. UB1085



No. UB1349



No. UB1099

YALE

Brunswick Design

Symbol WB

Cast bronze

Appropriate finishes

BZ10 Buffed bronze CY22 . . Old copper

For description of finishes see page 91.



No. WB314



No. WB1416

Knobs and roses

No.	Size	Description
D35	2¼ x 2¼ inches	Door knob with No. 0 (high) shank
WB223	2⅛ inches diam.	Rose with No. 0 (high) thimble

Escutcheons and handles

WB87	8⅜ x 2½ inches	Plate for lock No. 1620 series *only*
WB854	8¼ x 2½ "	Cup for all sliding door locks
WB314	16 x 3¾ "	Handle for locks Nos. 414¼, 428 and 472¼ series

List number of lock to be associated with escutcheons must always be specified.

Other pieces

WB585	16 x 3¾ inches	Pull, door
WB1416	4⅜ x 2¼ "	Push button
WB1348	1½ x 4 "	Sash lift, flush
WB1349	2 x 4 "	" " "
XTC54	1⅝ "	Thumb-turn, $\frac{5}{16}$ in. spindle (page 473)
XTC35	1⅜ "	" $\frac{3}{16}$ " " " "
XTC55	" "	" $\frac{5}{16}$ " " " "

Locks in sets

WB1785	Inside doors	Lock 1620 (page 199), knobs D35, 2 escutcheons WB87
WB137	Sliding doors	Lock 1706 (page 215), 2 cup escutcheons WB854
WB138	" "	Lock 1716 (page 215), 4 cup escutcheons WB854
WB139	" "	Lock 1726 (page 215), 4 cup escutcheons WB854
WB9350	Store doors	Lock 414¼ (page 230), 1 pair handles WB314
WB9960	" "	Lock 428 (page 229), ½ pair WB314, ½ pair D35, 1 WB87
WB9510	" "	Lock 472¼ (page 230), 1 pair handles WB314

When ordering give list number (in the case of escutcheons also lock number) and finish. For finishes see page 91.

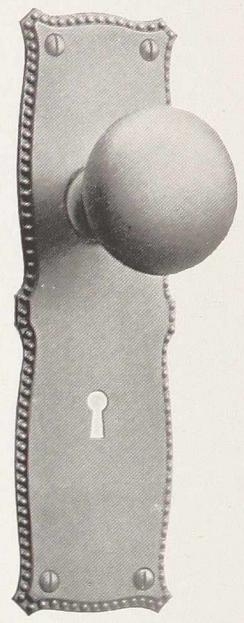

Nos. WB87 and D35



No. WB854



No. WB1348

Chester Design

Symbol NC

Cast bronze, brass and iron

Appropriate finishes

AZ10 . . Buffed brass
BZ10 . . Buffed bronze
CY22 . . Old copper
SY52 . . Oxidized silver
FX80 . . Bower-Barff

For description of finishes see page 91.



Nos. NC90 and NC68



Nos. NC185 and NC167

Knobs and roses

No.	Size	Description
NC69	2¾ x 1⅝ inches	Door knob with No. 0 (high) shank
NC68	2¾ x 2½ "	" " " " " "
NC67	2½ x 1½ "	" " " " " "
NC167	" "	" " " No. 1 (low) shank
NC60¼	1¼ x ¾ "	Drawer knob with bolt and washer
NC60¾	" "	Shutter " " wood screw
NC61¼	1⅜ x ¾ "	Drawer " " bolt and washer
NC61¾	" "	Shutter " " wood screw
NC62¼	1⅝ x ⅞ "	Drawer " " bolt and washer
NC62¾	" "	Shutter " " wood screw
NC220	2 inches diam.	Rose with No. 0 (high) thimble
NC225	2½ " "	" " " " "
NC266	2½ " "	" " thimble for glass door knob (page 458)

Escutcheons and handles

NC180	4 x 1 inches	Plate for lock No. 269 *only*
NC181	4⅝ x 1 "	" " locks No. 1600 series *only*
NC181½	" "	" " locks No. 1605 series *only*
NC182	5½ x 1⅞ "	Plate with No. 1 thimble for 3½ inch locks *only*
NC85	7 x 2½ "	Plate with No. 0 thimble for 3½ to 4¼ inch locks
NC185	" "	Plate with No. 1 thimble for 3½ to 4¼ inch locks
NC87	8 x 2½ "	Plate with No. 0 thimble for 4 to 5 inch locks
NC187	" "	Plate with No. 1 thimble for 4 to 5 inch locks
NC90	11 x 3 "	Plate with No. 0 thimble for 5 to 7½ inch locks
NC190	" "	Plate with No. 1 thimble for 5 to 7½ inch locks
NC4144	3¼ x 1 "	Plate for thumb-turn, etc.
NC4145	" "	" " " "
NC5145	3⅝ x 1 "	" " " "

When ordering give list number (in the case of escutcheons also lock number) and finish. For finishes see page 91.



Nos. NC6356 and 922



No. NC823



No. NC1416



No. NC54



No. NC1099



No. NC1349

Cuts third size

Chester Design



No. NC552



No. NC812



Nos. NC854

Escutcheons and handles—continued

No.	Size	Description
NC5154	3⅝ x 1 inches	Plate for thumb-turn, Tee or lever handle
NC6354	4⅛ x 1¼ "	Plate for thumb-turn, Tee or lever handle
NC6356	" "	Plate for thumb-turn, Tee or lever handle
NC7256	5 x 1⅛ "	Plate for thumb-turn, Tee or lever handle
NC8554	5⅛ x 1½ "	Plate for thumb-turn, Tee or lever handle
NC812	1½ x ⅞ "	Key plate for all locks
NC820	3 x 1¼ "	" " " 1402 lock *only*
NC823	2⅛ x 1 "	" " with drop for all locks
NC854	6¾ x 2⅝ "	Cup for all sliding door locks
NC310	14⅝ x 3¼ "	Handle for locks No. 405 series
NC314	" "	" " " Nos. 414¼, 428 and 472¼ series

List number of lock to be associated with escutcheons must always be specified. For escutcheons with thumb-turns add ½ to list number.

Other pieces

NC160	6½ x 1½ inches	Bolt, Cremone (page 317)
NC54	6⅜ x 1½ "	" mortise single extension
NC1531	2 x 7½ "	Letter hole plate
NC1551	2½ x 7⅝ "	Hood for above
NC552	11 x 3 "	Pull, door
NC1416	4⅞ x 2¼ "	Push button
NC1730	11 x 3 "	Push plate
	18 x 4 "	" "
NC1347	1¼ x 3⅞ "	Sash lift, flush
NC1349	1¾ x 4⅜ "	" " "
NC11349	1⅝ x 4¼ "	" " " locking

Cabinet hardware

NC1099	1⅝ x 4¼ inches	Drawer pull, drop
NC1952	5¼ x 5¼ x 1⅛ ins.	Hinge plate, top and bottom

Locks in sets

NC461	**Inside doors**	Lock 802 (page 196), knobs NC167, 2 escutcheons NC182
NC461¾	" "	Lock 800 (page 196), knobs NC167, 2 escutcheons NC182

When ordering give list number (in the case of escutcheons also lock number), size and finish. For finishes see page 91.



No. NC1531



No. NC1730
18 x 4 inches



Nos. NC67 and NC225

YALE

Cuts third size

Chester Design



No. NC314

Locks in sets—continued

Set No.		Description
NC1061	Inside doors	Lock 881 (page 198), knobs NC167, 2 escutcheons NC182
NC1661	" "	Lock 821 (page 197), knobs NC167, 2 escutcheons NC182
NC1661¾	" "	Lock 820 (page 197), knobs NC167, 2 escutcheons NC182
NC2064	" "	Lock 831 (page 203), knobs NC167, 2 escutcheons NC185
NC2765	" "	Lock 861 (page 206), knobs NC167, 1 escn. each NC187 and NC187½
NC1794	" "	Lock 1620 (page 199), knobs NC67, 2 escutcheons NC85
NC3164	Communicating	Lock 1519 (page 191), knobs NC167, 1 escn. each NC185 and NC185½
NC3464	"	Lock 1529 (page 191), knobs NC167, 2 escutcheons NC185½
NC105	Sliding doors	Lock 1705 (page 214), 2 cup escutcheons NC854
NC115	" "	Lock 1715 (page 214), 4 cup escutcheons NC854
NC125	" "	Lock 1725 (page 214), 4 cup escutcheons NC854
NC5364	Vestibule doors	Lock 771 (page 220), knobs NC167, 2 escutcheons NC187
NC6364	" "	Lock 711 (page 221), knobs NC167, 2 escutcheons NC187
NC8396	" "	Lock 790 (page 222), knobs NC68, 1 escn. each NC90 and NC87
NC5268	Front doors	Lock 761 (page 220), knobs NC167, 1 escn. each NC190 and NC187
NC6268	" "	Lock 701 (page 221), knobs NC167, 1 escn. each NC190 and NC187
NC8296	" "	Lock 750 (page 222), knobs NC68, 1 escn. each NC90 and NC87½
NC8520	Store doors	Lock 405 (page 231), 1 pair handles NC310
NC9320	" "	Lock 414¼ (page 230), 1 pair handles NC314
NC9920	" "	Lock 428 (page 229), ½ pair handles NC314, ½ pair knobs NC67, 1 escutcheon NC87
NC9620	" "	Lock 472¼ (page 230), 1 pair handles NC314

When ordering give list number (in the case of escutcheons also lock number) and finish. For finishes see page 91.



No. NC310



Nos. NC181 and 905



No. NC1551



No. NC1952

Cuts third size

YALE

Colonna Design

Symbol SC

Cast bronze, brass and iron

Appropriate finishes

BZ10 . Buffed bronze
CY22 . . Old copper
SY52 . Oxidized silver
FX80 . . Bower-Barff

For description of finishes see page 91.



Nos. SC89 and SC36



Nos. SC87½ and SC35

Knobs and roses

No.	Size	Description
SC37	2½ x 2½ inches	Door knob with No. 0 (high) shank
SC36	2½ x 2¼ "	" " " " " "
SC35	2¼ x 2¼ "	" " " " " "
SC135	2¼ x 2¼ "	" " " " No. 1 (low) shank
SC463	1¾ x 1 "	" " " " closet spindle
SC30¼	1⅛ inches diam.	Drawer knob with bolt and washer
SC30¾	" " "	Shutter " " wood screw
SC63¼	1¾ x 1 inches	Drawer " " bolt and washer
SC63¾	" "	Shutter " " wood screw
SC223	2¼ inches diam.	Rose with No. 0 (high) thimble

Escutcheons and handles

SC180	4⅛ x 1⅛ inches	Plate for lock No. 269 *only*
SC181	5⅛ x 1⅛ "	" " locks No. 1600 series *only*
SC181½	" "	" " " No. 1605 series *only*
SC83	5 x 1⅜ "	Plate with No. 0 thimble for 3½ in. locks *only*
SC183	" "	Plate with No. 1 thimble for 3½ in. locks *only*
SC85	7 x 2½ "	Plate with No. 0 thimble for 3¾ to 4½ in. locks
SC185	" "	Plate with No. 1 thimble for 3¾ to 4½ in. locks
SC87	8½ x 2½ "	Plate with No. 0 thimble for 4½ to 5½ in. locks
SC187	" "	Plate with No. 1 thimble for 4½ to 5½ in. locks
SC89	10 x 3 "	Plate with No. 0 thimble for 5 to 7½ in. locks
SC189	" "	Plate with No. 1 thimble for 5 to 7½ in. locks
SC90	11 x 3½ "	Plate with No. 0 thimble for 5 to 7½ in. locks
SC3205	2½ x 1⅛ "	Plate for thumb-turn, Tee or lever handle
SC4145	3¼ x 1 "	Plate for thumb-turn, Tee or lever handle
SC6154	4⅛ x 1⅛ "	Plate for thumb-turn, Tee or lever handle

When ordering give list number (in the case of escutcheons also lock number) and finish. For finishes see page 91.

No. SC1812



Nos. SC6154 and 59



No. SC523



Nos. SC7456 and SC930



No. SC1531

Colonna Design



No. SC554

Escutcheons and handles—continued

No.	Size		Description
SC6155	4⅛ x 1⅛	inches	Plate for thumb-turn, etc.
SC7456	5 x 1⅜	"	" " " "
SC1812	1⅝ x 1⅛	"	Key plate for all locks
SC3812	2 x 1	"	" " " " "
SC820	3¼ x 1	"	" " for 1402 lock *only*
SC865	4½ x 1⅜	"	Cup for lock No. 5708 *only*
SC850	7 x 2½	"	" " all sliding door locks
SC854	8½ x 2½	"	" " " " " "
SC314	16 x 4	"	Handle for locks Nos. 414¼, 428 and 472¼ series
SC315	8½ x 2	"	Handle for latches No. 400 series
SC2234	13⅞ x 2	"	" " locks Nos. 414¼, 428 and 472¼ series (page 368)

List number of lock to be associated with escutcheons must always be specified. For escutcheons with thumb-turns add ½ to list number.



No. SC1099

Other pieces

SC1133	1¾	inches diam.	Cylinder ring (page 347)
SC1062	1½ x 3⅞	inches	Drawer pull, surface
SC1099	1½ x 3¾	"	" " drop
SC1531	2½ x 7¼	"	Letter drop plate
SC1541	"	"	Inside plate for above
SC1551	2⅝ x 7⅜	"	Hood for above
SC930	3	"	Lever handle
SC523	7½ x 2	"	Pull, door
SC554	11 x 3½	"	" "
SC1416	4⅞ x 2½	"	Push button
SC1730	11 x 3½	"	Push plate
	16 x 4	"	" "
SC1347	1⅜ x 3½	"	Sash lift, flush
SC1349	2 x 4	"	" " "
SC1246	1⅜ x 2¼	"	Sash socket



No. SC314

Locks in sets

SC450	**Inside doors**	Lock 802 (page 196), knobs SC135, 2 escutcheons SC183
SC450¾	" "	Lock 800 (page 196), knobs SC135, 2 escutcheons SC183
SC1050	" "	Lock 881 (page 198), knobs SC135, 2 escutcheons SC183
SC1650	" "	Lock 821 (page 197), knobs SC135, 2 escutcheons SC183

When ordering give list number (in the case of escutcheons also lock number), size and finish. For finishes see page 91.



No. SC315



No. SC1551



No. SC1347

Colonna Design



Nos. SC87 and SC35



No. SC1246



No. SC854

Locks in sets—continued

Set No.		Description
SC1650¾	**Inside doors**	Lock 820 (page 197), knobs SC135, 2 escutcheons SC183
SC2054	" "	Lock 831 (page 203), knobs SC135, 2 escutcheons SC185
SC2754	" "	Lock 861 (page 206), knobs SC135, 1 escn. each SC185 and SC185½
SC1780	" "	Lock 1620 (page 199), knobs SC35, 2 escutcheons SC83
SC3154	**Communicating**	Lock 1519 (page 191), knobs SC135, 1 escn. each SC185 and SC185½
SC3654	"	Lock 1529 (page 191), knobs SC135, 2 escutcheons SC185½
SC137	**Sliding doors**	Lock 1705 (page 214), 2 cup escutcheons SC854
SC147	" "	Lock 1715 (page 214), 4 cup escutcheons SC854
SC157	" "	Lock 1725 (page 214), 4 cup escutcheons SC854
SC5354	**Vestibule doors**	Lock 771 (page 220), knobs SC135, 2 escutcheons SC187
SC5352	" "	Lock 771 (page 220), knobs SC135, 1 escn. each SC187 and SC185
SC6352	" "	Lock 711 (page 221), knobs SC135, 1 escn. each SC187 and SC185
SC6354	" "	Lock 711 (page 221), knobs SC135, 2 escutcheons SC187
SC8386	" "	Lock 790 (page 222), knobs SC36, 1 escn. each SC89 and SC87
SC5256	**Front doors**	Lock 761 (page 220), knobs SC135, 1 escn. each SC189 and SC187
SC6256	" "	Lock 701 (page 221), knobs SC135, 1 escn. each SC189 and SC187
SC8286	" "	Lock 750 (page 222), knobs SC36, 1 escn. each SC89 and SC87½
SC8720	**Store doors**	Lock 414¼ (page 230), 1 pair handles SC2234
SC9350	" "	Lock 414¼ (page 230), 1 pair handles SC314
SC9650	" "	Lock 472¼ (page 230), 1 pair handles SC314
SC9950	" "	Lock 428 (page 229), ½ pair handles SC314, ½ pair knobs SC35, 1 escutcheon SC87

When ordering give list number (in the case of escutcheons also lock number) and finish. For finishes see page 91.



No. SC1062



No. SC1730
16 x 4 inches



No. SC1416

Concord Design

Symbol TC

Cast bronze and brass

Appropriate finishes

AZ10 Buffed brass
AY22 . Old brass
CX22 . . Old copper
SY10 . . . . . Silver

For description of finishes see page 91.



No. TC3803



No. TC1803

Cabinet hardware

No.	Size	Description
TC1099	1⅞ x 5¾ inches	Drawer pull, drop
TC1952	6½ x 4⅜ x 1¼ ins.	Hinge plate, top and bottom
TC1803	3 x ¾ inches	Key plate for bit key locks
TC3803	3⅝ x 1¼ "	" " " " " "
TC805	" "	" " " flat key locks

When ordering give list number and finish. For finishes see page 91.



No. TC1952



No. TC1099



No. TC1952

Deerfield Design

Symbol KD

Cast brass and iron

Appropriate finishes

AZ10 Buffed brass
AY22 . . Old brass
FX80 . . Bower-Barff

For description of finishes see page 91.



Nos. XKD87 and D36
(Cut one-quarter size)

Knobs

No.	Size	Description
D37	2½ x 2½ inches	Door knob with No. 0 (high) shank
D36	2½ x 2¼ "	" " " " " " "
D35	2¼ x 2¼ "	" " " " " " "

Escutcheons

XKD82 5⅛ x 8¼ inches Plate for 3½ inch locks *only*
XKD87 8¼ x 13⅛ " " with knocker for outside of pin-tumbler front door locks *only*

List number of lock to be associated with escutcheons must always be specified.

Other pieces

KD1425 5⅛ x 8¼ inches Knocker, door
KD1416 4⅞ x 2⅝ " Push button

When ordering give list number (in the case of escutcheons also lock number) and finish. For finishes see page 91.

YALE

Dartmouth Design

Symbol HD

Cast bronze, brass and iron

Appropriate finishes

AZ10 . . Buffed brass
AX22 . . Old brass
BZ10 . Buffed bronze
CX22 . Old copper
FX80 . . Bower-Barff

For description of finishes see page 91.



Nos. HD89 and HD35



Knobs

No.	Size	Description
HD35	2¼ x 2¼ inches	Door knob with No. 0 (high) shank

Escutcheons and handles

HD85	7 x 2½ inches	Plate for 3½ to 4¼ in. locks
HD88	8¾ x 2¾ "	" " 4 " 5½ " "
HD89	10½ x 3 "	" " pin-tumbler vestibule and front door locks
HD90	10⅝ x 2½ "	Plate for pin-tumbler vestibule and front door locks
HD812	2¼ x 1¼ "	Key plate for all locks
HD850	7 x 2½ "	Cup for all sliding door locks
HD854	8¾ x 2¾ "	" " " " " "
HD314	15 x 3 "	Handle for locks Nos. 414¼, 428 and 472¼ series
HD8234	19½ x 2¾ "	Handle for locks Nos. 414¼, 428 and 472¼ series

List number of lock to be associated with escutcheons must always be specified. For escutcheons with thumb-turns add ½ to list number.



No. HD812

Other pieces

No.	Inches	Description
HD1531	2¾ x 8¾	Letter drop plate
HD1551	"	Hood for above
HD580	15 x 3	Pull, door
HD1416	3⅝ x 2½	Push button
HD1730	15 x 3	Push plate
HD1348	1⅝ x 4¼	Sash lift, flush
HD1349	2¼ x 5¼	Sash lift, flush



No. HD8234



Nos. HD88 and HD35

Locks in sets

HD1785	Inside doors	Lock 1620, HD35, 2 HD88
HD2185	" "	Lock 1500, HD35, 2 HD88
HD2885	" "	Lock 1402, HD35, 1 HD88 & HD88½
HD3285	Communicating	Lock 1535, HD35, 1 HD88 & HD88½
HD3685	"	Lock 1525, HD35, 2 HD88½
HD137	Sliding doors	Lock 1706, 2 cups HD854
HD147	" "	Lock 1716, 4 cups HD854
HD157	" "	Lock 1726, 4 cups HD854
HD8386	Vestibule doors	Lock 790, HD35, 1 HD89 & HD88
HD8286	Front doors	Lock 750, HD35, 1 HD89 & HD88½
HD9340	Store doors	Lock 414¼, 1 pair HD314

When ordering give list number (in the case of escutcheons also lock number) and finish. For finishes see page 91.



No. HD1348



No. HD1416

YALE

Dedham Design

Symbol JD

Cast bronze, brass and iron

Appropriate finishes

AZ10	Buffed brass	SX52	Oxidized silver
BZ10	Buffed bronze	GY10	Gold
CY22	Old copper	FX80	Bower-Barff

For description of finishes see page 91.



Nos. JD88 and D36



No. JD1416

Knobs and roses

No.	Size	Description
D37	2½ x 2½ inches	Door knob with No. 0 (high) shank
D36	2½ x 2¼ "	" " " " " "
D35	2¼ x 2¼ "	" " " " " "
JD233	2¼ x 2¼ "	Rose with No. 0 (high) thimble

Escutcheons and handles

JD181	5 x 1⅜ inches	Plate for locks No. 1600 series *only*
JD181½	" "	" " " " 1605 series *only*
XJD82	5⅛ x 7½ "	" " " " 2736 series *only*
JD83	6 x 2 "	" " 3½ to 4½ in. locks
JD88	9 x 2½ "	" " 4½ " 6 " "
JD2405	2⅛ x 1⅜ "	Plate for thumb-turn, etc.
JD812	2⅛ x 1⅜ "	Key plate for all locks
JD820	3 x 1⅜ "	" " " lock No. 1402 *only*
JD850	7 x 2½ "	Cup for all sliding door locks
JD854	8 x 4 "	" " " " " "
JD4534	15 x 2⅝ "	Handle for locks Nos. 414¼, 428 and 472¼ series





No. JD812

List number of lock to be associated with escutcheons must always be specified. For escutcheons with thumb-turns add ½ to list number.

Other pieces

No.	Inches	Description	No.	Inches	Description
JD1098	1¾ x 3⅝	Drawer pull	JD1348	1¾ x 4	Sash lift, flush
JD1099	2 x 4⅛	" "	JD1349	2 x 4⅛	" " "
JD1416	5 x 2¾	Push button	JD11349		" " " "
JD1730	12 x 4½	Push plate			



No. JD4534

Locks in sets

JD1782	**Inside doors**	Lock 1620, D35, 2 JD83
JD2182	" "	Lock 1500, D35, 2 JD83
JD2886	" "	Lock 1402, D35, 1 JD88 & JD88½
JD3282	**Communicating**	Lock 1535, D35, 1 JD83 & JD83½
JD3682	"	Lock 1525, D35, 2 JD83½
JD135	**Sliding doors**	Lock 1706, 2 cups JD850
JD145	" "	Lock 1716, 4 cups JD850
JD155	" "	Lock 1726, 4 cups JD850
JD9999	**Front doors**	Lock 2736, D36, 1 XJD82 & XJD82½

When ordering give list number (in the case of escutcheons also lock number) and finish. For finishes see page 91.



Nos. JD83 and D35



No. JD1348



No. JD1098

Dorchester Design

Symbol ND

Cast bronze, brass and iron

Appropriate finishes

AZ15 . . Ormolu brass
BZ10 . Buffed bronze
CY22 . . . Old copper
SY52 . Oxidized silver
FX80 . . Bower-Barff

For description of finishes see page 91.



Nos. ND89 and ND36



No. ND554

Knobs and roses

No.	Size	Description
ND37	2½ x 2½ inches	Door knob with No. 0 (high) shank
ND36	2½ x 2¼ "	" " " " " "
ND35	2¼ x 2¼ "	" " " " " "
ND433	1¾ inches di. m.	" " " closet spindle
ND30¼	1⅛ " "	Drawer knob with bolt and washer
ND30¾	" " "	Shutter " " wood screw
ND235	2½ x 2½ inches	Rose with No. 0 (high) thimble

Escutcheons

ND85	7 x 2½ inches	Plate for 3½ to 4¼ in. locks
ND87	8 x 2½ "	" " 4 " 5½ " "
ND88	9⅜ x 2½ "	" " 5 " 6 " "
ND89	10½ x 2⅝ "	" " 5½ " 7½ " "
ND812	2⅛ x 1½ "	Key plate for all locks
ND850	7 x 2½ "	Cup for all sliding door locks
ND854	10⅜ x 2⅝ "	" " " " " " "

List number of locks to be associated with escutcheons must always be specified.
For escutcheons with thumb-turns add ½ to list number.

Other pieces

ND554	10½ x 2⅝ inches	Pull, door
ND1416	4¾ x 2⅝ "	Push button
ND1730	9⅜ x 2½ "	Push plate
	10½ x 2⅝ "	" "
ND1735	16⅛ x 4 "	" " (push)
ND1347	1⅛ x 3¾ "	Sash lift, flush
ND1348	2 x 3½ "	" " "



No. ND850

Locks in sets

ND1784	Inside doors	Lock 1620 (page 199), knobs ND35, 2 escutcheons ND85
ND2184	" "	Lock 1500 (page 202), knobs ND35, 2 escutcheons ND85
ND2885	" "	Lock 1402 (page 207), knobs ND35, 1 escn. each ND87 and ND87½

When ordering give list number (in the case of escutcheons also lock number), size and finish. For finishes see page 91.



Nos. ND85 and ND35



No. ND1348

Dorchester Design



No. ND1416





No. IE8234

Locks in sets—continued

Set No.		Description
ND3284	**Communicating**	Lock 1535 (page 192), knobs ND35, 1 escn. each ND85 and ND85½
ND3684	"	Lock 1525 (page 193), knobs ND35, 2 escutcheons ND85½
ND135	**Sliding doors**	Lock 1706 (page 215), 2 cup escutcheons ND850
ND145	" "	Lock 1716 (page 215), 4 cup escutcheons ND850
ND155	" "	Lock 1726 (page 215), 4 cup escutcheons ND850
ND8383	**Vestibule doors**	Lock 790 (page 222), knobs ND36, 1 escn. each ND88 and ND87
ND8286	**Front doors**	Lock 750 (page 222), knobs ND36, 1 escn. each ND89 and ND87½

When ordering give list number (in the case of escutcheons also lock number) and finish. For finishes see page 91.



No. ND1348



No. IE528

Endicott Design

Symbol IE

Cast bronze, brass and iron

Appropriate finishes

AZ10 . . Buffed brass — BZ10 . . Buffed bronze
AY22 . . Old brass — CX22 . . Old copper
FX80 . . Bower-Barff

For description of finishes see page 91.

Handles

No.	Size	Description
IE8234	19 x 2¾ inches	Handle for locks Nos. 414¼, 428 and 472¼ series

Other pieces

IE528	12¾ x 2¾ inches	Pull, door
IE529	" "	" " (offset)

Locks in sets

IE8780	**Store doors**	Lock 414¼ (page 230), 1 pair handles IE8234
IE8980	" "	Lock 472¼ (page 230), 1 pair handles IE8234

When ordering give list number and finish. For finishes see page 91.



No. IE529

Easton Design

Symbol KE

Cast bronze and brass

Appropriate finishes

AZ58 . . . "Oil rub" AX71 . . Olive green
NX56 . . Oxidized nickel
For description of finishes see page 91.



Nos. KE90 and KE37

Knobs

No.	Size	Description
KE37	2½ x 2½ inches	Door knob with No. 0 (high) shank
KE67	2½ x 1⅝ "	" " " " " "

Escutcheons

KE88	9	x 3	inches	Plate for 3½ to 5 in. locks *except* three bolt locks
KE90	12	x 3	"	Plate for all other locks
KE854	9	x 3	"	Cup for all sliding door locks

List number of lock to be associated with escutcheons must always be specified.
For escutcheons with thumb-turns add ½ to list number.

Other pieces

KE1730	12	x 3	inches	Push plate
	18	x 4½	"	" "
KE1349	1⅝	x 4½	"	Sash lift, flush



No. KE1730
12x3 inches

Locks in sets

KE1786	**Inside doors**	Lock 1620 (page 199), knobs KE37, 2 escutcheons KE88
KE1796	" "	Lock 1620 (page 199), knobs KE67, 2 escutcheons KE88
KE2186	" "	Lock 1500 (page 202), knobs KE37, 2 escutcheons KE88
KE2196	" "	Lock 1500 (page 202), knobs KE67, 2 escutcheons KE88
KE2986	" "	Lock 1505 (page 202), knobs KE37, 2 escutcheons KE88
KE2996	" "	Lock 1505 (page 202), knobs KE67, 2 escutcheons KE88
KE139	**Sliding doors**	Lock 1706 (page 215), 2 cup escutcheons KE854
KE149	" "	Lock 1716 (page 215), 4 cup escutcheons KE854
KE159	" "	Lock 1726 (page 215), 4 cup escutcheons KE854
KE8387	**Vestibule doors**	Lock 790 (page 222), knobs KE37, 1 escn. each KE90 and KE88
KE8397	" "	Lock 790 (page 222), knobs KE67, 1 escn. each KE90 and KE88
KE8287	**Front doors**	Lock 750 (page 222), knobs KE37, 1 escn. each KE90 and KE88½
KE8297	" "	Lock 750 (page 222), knobs KE67, 1 escn. each KE90 and KE88½

When ordering give list number (in the case of escutcheons also lock number), size and finish. For finishes see page 91.



Nos. KE88 and KE67



No. KE854

YALE

Everett Design

Symbol TE

Cast bronze and brass

Appropriate finishes

AZ58 . "Oil rub" AX71 . Olive green
NX56 . . Oxidized nickel
For description of finishes see page 91.



Nos. TE90 and TE67



Nos. TE87 and TE67

Knobs and roses

No.	Size	Description
TE67	2½ x 1⅝ inches	Door knob with No. 0 (high) shank
TE223	2¼ inches diam.	Rose with No. 0 (high) thimble

Escutcheons

TE87	8 x 2¾ inches	Plate for 3½ to 5 in. locks
TE90	11¼ x 3⅜ "	" " 5 " 7½ " "
TE812	2⅜ x ⅞ "	Key plate for all locks
TE854	8 x 2¾ "	Cup for all sliding door locks

List number of lock to be associated with escutcheons must always be specified.
For escutcheons with thumb-turns add ½ to list number.

Other pieces

XTE1099	1⅝ x 4½ inches	Drawer pull
TE1730	11¼ x 3⅜ "	Push plate
TE1349	1⅝ x 4½ "	Sash lift, flush



No. TE812

Locks in sets

TE1795	**Inside doors**	Lock 1620 (page 199), knobs TE67, 2 escutcheons TE87
TE2195	" "	Lock 1500 (page 202), knobs TE67, 2 escutcheons TE87
TE2895	" "	Lock 1402 (page 207), knobs TE67, 1 escn. each TE87 and TE87½
TE3295	**Communicating**	Lock 1535 (page 192), knobs TE67, 1 escn. each TE87 and TE87½
TE3595	"	Lock 1534 (page 192), knobs TE67, 2 escutcheons TE87½
TE3695	"	Lock 1525 (page 193), knobs TE67, 2 escutcheons TE87½
TE137	**Sliding doors**	Lock 1706 (page 215), 2 cup escutcheons TE854
TE147	" "	Lock 1716 (page 215), 4 cup escutcheons TE854
TE157	" "	Lock 1726 (page 215), 4 cup escutcheons TE854
TE8396	**Vestibule doors**	Lock 790 (page 222), knobs TE67, 1 escn. each TE90 and TE87
TE8296	**Front doors**	Lock 750 (page 222), knobs TE67, 1 escn. each TE90 and TE87½

When ordering give list number (in the case of escutcheons also lock number) and finish. For finishes see page 91.



No TE1730



No. TE854



No. TE1349



No. XTE1099

Fairfax Design

Symbol PF

Cast bronze and brass

Appropriate finishes

AZ10 . Buffed brass
BZ10 . Buffed bronze
CY22 . Old copper
SY52 . Oxidized silver
GY10 . . Gold

For descriptions of finishes see page 91.



Nos. PF89 and PF36



No. PF1420



No. PF854

Knobs and roses

No.	Size	Description
PF37	2½ x 2½ inches	Door knob with No. 0 (high) shank
PF36	2½ x 2¼ "	" " " " " "
PF35	2¼ x 2¼ "	" " " " " "
PF433	1¾ ins. diam.	" " " closet spindle
PF30¼	1⅛ " "	Drawer knob with bolt and washer
PF30¾	1⅛ " "	Shutter " " wood screw
PF220	2 " "	Rose with No. 0 (high) thimble
PF265	2¼ " "	" " thimble for glass knobs

Escutcheons and handles

PF181	4⅞ x 1⅛ inches	Plate for locks No. 269 and No. 1600 series *only*
PF181½	" "	Plate for locks Nos. 1605 series *only*
PF82	5 x 2 "	" " 3½ in. locks *only*
PF83½	5⅝ x 2¼ "	" " 3½ " communicating door locks *only*
PF84	6⅝ x 2½ "	Plate for 3¾ to 4¼ in. locks
PF87	8⅝ x 2 "	" " 4½ " 5½ " "
PF89	10 x 2½ "	" " 5 " 7½ " "
PF91	13½ x 3¼ "	" " 5 " 7½ " "
PF1305	1⅞ x 1¼ "	" " thumb-turn, etc.
PF4005	3⅛ x ⅞ "	" " " "
PF1812	1⅝ x 1⅛ "	Key plate for all locks
PF3812	2 x 1¼ "	" " " " "
PF850	5½ x 2⅛ "	Cup for all sliding door locks
PF854	8 x 3 "	" " " " " "
PF314	18 x 3⅜ "	Handle for lock Nos. 414¼, 428 and 472¼ series
PF2634	13⅝ x 2 "	Handle for locks Nos. 414¼, 428 and 472¼ series (page 368)
PF315	8¼ x 2 "	Handle for latches No. 400 series

List number of lock to be associated with escutcheons must always be specified. For escutcheons with thumb-turns add ½ to list number.

Other pieces

PF160	6½ x 1½ inches	Bolt, Cremone
PF167	" "	" " (page 320)
PF53	5½ x 1½ "	" mortise single extension

When ordering give list number (in the case of escutcheons also lock number) and finish. For finishes see page 91.



No. PF1099



Nos. PF84 and PF35

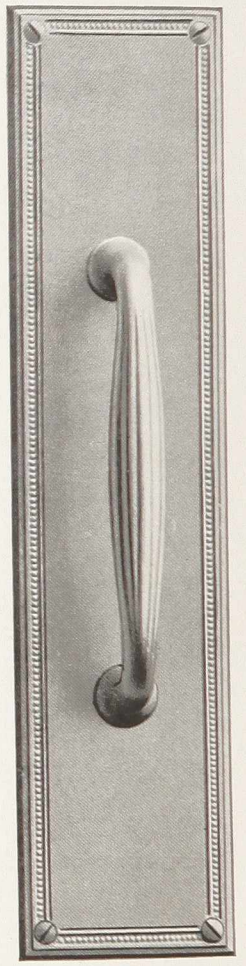

No. PF566



No. PF1062

Fairfax Design



No. PF314



No. PF1416

Other pieces—continued

No.	Size	Description
PF1062	1⅜ x 3¼ inches	Drawer pull, surface
PF1099	1 x 4⅞ "	" " drop
PF1420	3⅜ x 2½ "	Pull, bell
PF523	8 x 2 "	Pull, door
PF566	13½ x 3¼ "	" "
PF1416	4½ x 2 "	Push button
PF1730	8⅝ x 2 "	Push plate
	13½ x 3¼ "	" "
	18 x 3⅜ "	" "
PF1360	2 x 7 "	Sash lift, bar
PF1362	1½ x 4¾ "	" " "
PF1340	¾ x 1½ "	" " hook
PF1343	1 x 1¾ "	" " "
PF1344	1½ x 3 "	" " flush
PF1347	1 x 3 "	" " "
PF1348	1⅞ x 3⅜ "	" " "
PF1134S	2 x 3½ "	" " " locking
PF1246	1½ x 2¼ "	Sash socket
PF1386	2 x 2 "	Shutter bar

Locks in sets

PF1780	**Inside doors**	Lock 1620 (page 199), knobs PF35, 2 escutcheons PF82
PF2183	" "	Lock 1500 (page 202), knobs PF35, 2 escutcheons PF84
PF2885	" "	Lock 1402 (page 207), knobs PF35, 1 escn. each PF87 and PF87½
PF3285	**Communicating**	Lock 1535 (page 192), knobs PF35, 1 escn. each PF87 and PF87½
PF3685	"	Lock 1525 (page 193), knobs PF35, 2 escutcheons PF87½
PF137	**Sliding doors**	Lock 1706 (page 215), 2 cup escutcheons PF854
PF147	" "	Lock 1716 (page 215), 4 cup escutcheons PF854
PF157	" "	Lock 1726 (page 215), 4 cup escutcheons PF854
PF8386	**Vestibule doors**	Lock 790 (page 222), knobs PF36, 1 escn. each PF89 and PF87
PF8286	**Front doors**	Lock 750 (page 222), knobs PF36, 1 escn. each PF89 and PF87½
PF9360	**Store doors**	Lock 414¼ (page 230), 1 pair handles PF314
PF8720	" "	Lock 414¼ (page 230), 1 pair handles PF2634

When ordering give list number (in the case of escutcheons also lock number), size and finish. For finishes see page 91.



No. PF1360



No. PF160



No. PF1348

Groton Design

Symbol RG

Cast bronze and iron

Appropriate finishes

BZ10 . Buffed bronze
CX22 . . Old copper
SY10 . . . Silver
GY10 . . Gold
FX80 . . Bower-Barff

For description of finishes see page 91.



Nos. RG90 and D36



Nos. RG87 and D35

Knobs

No.	Size	Description
D37	2½ x 2½ inches	Door knob with No. 0 (high) shank
D36	2½ x 2¼ "	" " " " " "
D35	2¼ x 2¼ "	" " " " " "

Escutcheons

RG87	8½ x 2½ inches	Plate for 3½ to 5½ in. locks
RG90	12 x 3¼ "	" " " 5 " 7½ " "
RG812	2¼ x 1⅛ "	Key plate for all locks
RG854	8½ x 2½ "	Cup for all sliding door locks

List number of lock to be associated with escutcheons must always be specified.
For escutcheons with thumb-turns add ½ to list number.

Other pieces

RG554	12 x 3¼ inches	Pull, door
RG1416	4¾ x 2½ "	Push button
RG1730	12 x 3¼ "	Push plate
RG1349	2 x 4½ "	Sash lift, flush



No. RG854

Locks in sets

RG1785	**Inside doors**	Lock 1620 (page 199), knobs D35, 2 escutcheons RG87
RG2185	" "	Lock 1500 (page 202), knobs D35, 2 escutcheons RG87
RG2885	" "	Lock 1402 (page 207), knobs D35, 1 escn. each RG87 and RG87½
RG3285	**Communicating**	Lock 1535 (page 192), knobs D35, 1 escn. each RG87 and RG87½
RG3585	"	Lock 1534 (page 192), knobs D35, 2 escutcheons RG87½
RG3685	"	Lock 1525 (page 193), knobs D35, 2 escutcheons RG87½
RG137	**Sliding doors**	Lock 1706 (page 215), 2 cup escutcheons RG854
RG147	" "	Lock 1716 (page 215), 4 cup escutcheons RG854
RG157	" "	Lock 1726 (page 215), 4 cup escutcheons RG854

When ordering give list number (in the case of escutcheons also lock number) and finish. For finishes see page 91.

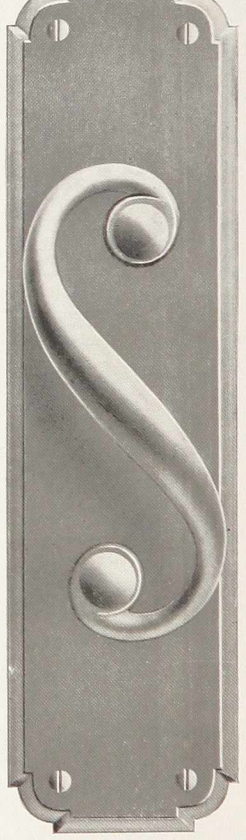

No. RG554

Groton Design



No. RG1730



No. RG812



No. RG1416

Locks in sets—continued

No.		Description
RG8386	**Vestibule doors**	Lock 790 (page 222), knobs D36, 1 escn. each RG90 and RG87
RG8286	**Front doors**	Lock 750 (page 222), knobs D36, 1 escn. each RG90 and RG87½



No. RG1349



Nos. RH87 and D35

Haverford Design

Symbol RH

Cast bronze, brass and iron

Appropriate finishes

AZ10	Buffed brass	BX10	Buffed bronze
AY22	Old brass	FX80	Bower-Barff

For description of finishes see page 91.

Knobs

No.	Size	Description
D37	2½ x 2½ inches	Door knob with No. 0 (high) shank
D36	2½ x 2¼ "	" " " " " " "
D35	2¼ x 2¼ "	" " " " " " "

Escutcheons

RH83	6 x 2 inches	Plate for 3½ to 4¼ in. locks
RH87	8 x 2½ "	" " 4¼ " 6 " "

List number of lock to be associated with escutcheons must always be specified. For escutcheons with thumb-turns add ½ to list number.



Nos. RH83 and D35

Locks in sets

RH1782	**Inside doors**	Lock 1620 (page 199), knobs D35, 2 escutcheons RH83
RH2182	" "	Lock 1500 (page 202), knobs D35, 2 escutcheons RH83
RH3282	**Communicating**	Lock 1535 (page 192), knobs D35, 1 escn. each RH83 and RH83½
RH3682	"	Lock 1525 (page 193), knobs D35, 2 escutcheons RH83½
RH8381	**Vestibule doors**	Lock 790 (page 222), knobs D36, 2 escutcheons RH87
RH8281	**Front doors**	Lock 750 (page 222), knobs D36, 1 escn. each RH87 and RH87½



Nos. RH83 and D35

When ordering give list number (in the case of escutcheons also lock number) and finish. For finishes see page 91.

Hingham Design

Symbol JH

Cast bronze, brass and iron

Appropriate finishes

AY22 . . Old brass	SY52 . Oxidized silver
BZ10 . Buffed bronze	GZ10 . . . . Gold
CY22 . . Old copper	FX80 . . Bower-Barff

For description of finishes see page 91.



Nos. JH90 and JH36



No. JH4812



No. JH523

Knobs

No.	Size	Description
JH39	2⅞ x 2⅞ inches	Door knob with No. 0 (high) shank
JH37	2½ x 2½ "	" " " " " "
JH36	2½ x 2¼ "	" " " " " "
JH35	2¼ x 2¼ "	" " " " " "
JH433	1¾ ins. diam.	" " " closet spindle
JH30¼	1⅛ " "	Drawer knob with bolt and washer
JH30¾	" " "	Shutter " " wood screw

Escutcheons and handles

JH180	5¾ x 1 inches	Plate for No. 269 lock *only*
JH181	4½ x 1½ "	" " lock No. 1600 series *only*
JH181½	" "	" " locks No. 1605 series *only*
JH82	5⅛ x 2¼ "	" " 3½ in. locks *only*
JH84	6½ x 2¼ "	" " 3½ to 4¼ in. locks
JH85	7 x 2⅜ "	" " 4 " 5 " "
JH88	9 x 3 "	" " 5 " 5½ " "
JH89	10 x 2½ "	" " 5½ " 6½ " "
JH90	12½ x 3½ "	" " 6 " 7½ " "
JH91	14 x 3¼ "	" " 6 " 7½ " "
JH2105	2¼ x 1½ "	Plate for thumb-turn, Tee or lever handle
JH3812	2 x 1¼ "	Key plate for all locks
JH4812	2⅝ x 1⅛ "	" " " " "
JH850	6 x 2½ "	Cup for all sliding door locks
JH854	8 x 3 "	" " " " " "
JH870	9 x 3½ "	" " locks Nos. 1734¼ and 1744 (outside) series *only*
JH314	13½ x 2½ "	Handle for locks Nos. 414¼, 428 and 472¼ series
XJH314	" "	Handle (modeled surface) for locks Nos. 414¼, 428 and 472¼ series

When ordering give list number (in the case of escutcheons also lock number) and finish. For finishes see page 91.



No. JH1360



No. JH314



No. JH802



No. JH850

YALE

Hingham Design



No. JH570

Escutcheons and handles—continued

No.	Size	Description
JH315	9⅞ x 2½ inches	Handle for latches No. 400 series
JH3634	13½ x 2 "	" " locks Nos. 414¼, 428 and 472¼ series (page 368)

List number of lock to be associated with escutcheons must always be specified. For escutcheons with thumb-turns add ½ to list number.

Other pieces

JH53	6⅛ x 1½ inches	Bolt, mortise single extension
JH1505	2¼ x 6¼ "	Letter drop plate
JH1525	2¼ x 6½ "	Hood for above
JH1532	3 x 8 "	Letter drop plate
JH1552	2⅜ x 8 "	Hood for above
JH1420	3½ x 2½ "	Pull, bell
JH523	9½ x 2 "	Pull, door
JH549	10¼ x 2½ "	" "
JH570	14 x 3¼ "	" "
XJH595	16⅜ x 3½ "	" " (modeled surface)
JH1410	2¾ ins. diam.	Push button
JH1413	3½ x 2 inches	" "
JH1416	5 x 2⅝ "	" "
JH1730	14 x 3¼ "	Push plate
	16 x 4 "	" "
	17¾ x 4 "	" "
	24 x 4 "	" "
XJH1730	9⅞ x 2½ "	" " (modeled surface)
	16 x 3⅜ "	" " " "
	18 x 4 "	" " " "
	24 x 4 "	" " " "
JH1360	2 x 7 "	Sash lift, bar
JH1361	1⅝ x 5⅝ "	" " "
JH1344	1½ x 3 "	" " flush
JH11344	" "	" " " locking
JH1348	2 x 3½ "	" " "
JH11348	" "	" " " locking
JH1343	1 x 1½ "	" " hook
JH1240	1¼ ins. diam.	Sash socket
JH1246	1½ x 2¼ inches	" "
JH1386	2 x 2½ "	Shutter bar

When ordering give list number (in the case of escutcheons also lock number), size and finish. For finishes see page 91.



No. XJH595



No. JH1975



No. JH1099



No. JH53

Hingham Design



Nos. JH85 and JH35

Cabinet hardware

No.	Size	Description
JH1062	1½ x 3½ inches	Drawer pull, surface
JH1082	1¾ x 3⅜ "	" " flush
JH1099	1¾ x 4½ "	" " drop
JH1952	6 x 6 x 2 ins.	Hinge plate, top and bottom
	7 x 7 x 1½ "	" " " " "
	8½ x 8½ x 2¼ "	" " " " "
	12 x 12 x 3½ "	" " " " "
	12⅛ x 6¼ x 3½ "	" " " " "
JH1975	5½ x 4 x 1 "	" " corner
	7 x 10 x 1½ "	" " "
JH802	1¼ x 2 inches	Key plate for bit key locks
JH803	2⅜ x 1¼ "	" " " " " "
JH804	1 x 2 "	" " " flat key "
JH805	2 x 1 "	" " " " " "



No. JH549



No. JH1082

Locks in sets

JH1783	**Inside doors**	Lock 1620 (page 199), knobs JH35, 2 escutcheons JH84
JH2184	" "	Lock 1500 (page 202), knobs JH35, 2 escutcheons JH85
JH2884	" "	Lock 1402 (page 207), knobs JH35, 1 escn. each JH85 and JH85½
JH3284	**Communicating**	Lock 1535 (page 192), knobs JH35, 1 escn. each JH85 and JH85½
JH3684	"	Lock 1525 (page 193), knobs JH35, 2 escutcheons JH85½
JH137	**Sliding doors**	Lock 1706 (page 215), 2 cup escutcheons JH854
JH147	" "	Lock 1716 (page 215), 4 cup escutcheons JH854
JH157	" "	Lock 1726 (page 215), 4 cup escutcheons JH854
JH8385	**Vestibule doors**	Lock 790 (page 222), knobs JH36, 1 escn. each JH89 and JH85
JH8285	**Front doors**	Lock 750 (page 222), knobs JH36, 1 escn. each JH90 and JH85½
JH9310	**Store doors**	Lock 414¼ (page 230), 1 pair handles JH314
JH8730	" "	Lock 414¼ (page 230), 1 pair handles JH3634

When ordering give list number (in the case of escutcheons also lock number), size and finish. For finishes see page 91.

No. JH1348

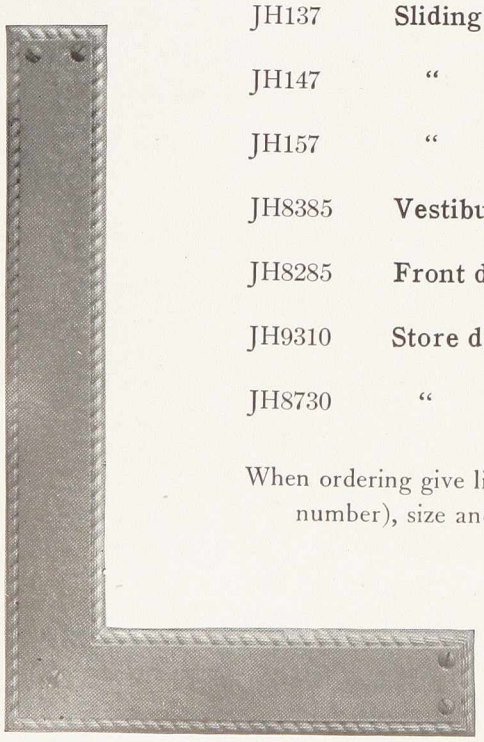

No. JH1975



No. JH1975

Inwood Design

Symbol LI

Cast bronze, brass and iron

Appropriate finishes

AZ10	Buffed brass	BZ10	Buffed bronze
AY22	Old brass	FX80	Bower-Barff

For description of finishes see page 91.



Nos. LI90 and D36

Knobs

No.	Size	Description
D37	2½ x 2½ inches	Door knob with No. 0 (high) shank
D36	2½ x 2¼ "	" " " " " " "
D35	2¼ x 2¼ "	" " " " " " "



Nos. LI86 and D35

Escutcheons

LI86	7¼ x 2⅜ inches	Plate for 3½ to 5½ in. locks
LI90	11 x 3 "	" " 5 to 7½ " "
LI854	7¼ x 2⅜ "	Cup for all sliding door locks

List number of lock to be associated with escutcheons must always be specified.
For escutcheons with thumb-turns add ½ to list number.

Other pieces

LI1413	3 x 1½ inches	Push button
LI1730	11 x 3 "	Push plate
LI1349	1⅞ x 4 "	Sash lift, flush



No. LI1413

Locks in sets

LI1785	**Inside doors**	Lock 1620 (page 199), knobs D35, 2 escutcheons LI86
LI2185	" "	Lock 1500 (page 202), knobs D35, 2 escutcheons LI86
LI2885	" "	Lock 1402 (page 207), knobs D35, 1 escn. each LI86 and LI86½
LI3285	**Communicating**	Lock 1535 (page 192), knobs D35, 2 escn. each LI86 and LI86½
LI3685	"	Lock 1525 (page 193), knobs D35, 2 escutcheons LI86½
LI105	**Sliding doors**	Lock 1706 (page 215), 2 cup escutcheons LI854
LI115	" "	Lock 1716 (page 215), 4 cup escutcheons LI854
LI125	" "	Lock 1726 (page 215), 4 cup escutcheons LI854
LI8386	**Vestibule doors**	Lock 790 (page 222), knobs D36, 1 escn. each LI90 and LI86
LI8286	**Front doors**	Lock 750 (page 222), knobs D36, 1 escn. each LI90 and LI86½

When ordering give list number (in the case of escutcheons also lock number) and finish. For finishes see page 91.



No. LI1730



No. LI854



No. LI1349

Jamestown Design

Symbol JJ

Cast bronze, brass and iron

Appropriate finishes

AZ10 . . Buffed brass
BZ10 . Buffed bronze
CX22 . . Old copper
FX80 . Bower-Barff

For description of finishes see page 91.



Nos. JJ90 and JJ69

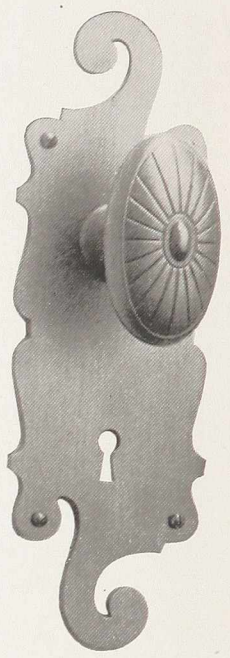

Nos. JJ88 and JJ69

Knobs

No.	Size	Description
JJ69	2⅞ x 1⅝ inches	Door knob with No. 0 (high) shank
JJ63¼	1¾ x 1 "	Drawer knob with bolt and washer
JJ63¾	" "	Shutter " " wood screw

Escutcheons

JJ181	5⅞ x 1¼ inches	Plate for locks No. 269 and No. 1600 series *only*
JJ181½	" "	Plate for locks No. 1605 series *only*
JJ88	8¾ x 2¾ "	" " 3½ to 4¼ in. locks
JJ89	9¾ x 2¾ "	" " 4 " 5½ " "
JJ90	11¼ x 2¾ "	" " 5 " 7½ " "
JJ8354	5¼ x 1¼ "	Plate for thumb-turn, etc.
JJ803	1⅛ x 1 "	Key plate for cabinet locks
JJ812	" "	" " " all locks
JJ823	2¼ x ⅞ "	" " with drop for all locks
JJ854	8¾ x 2¾ "	Cup for all sliding door locks

List number of lock to be associated with escutcheons must always be specified.
For escutcheons with thumb-turns add ½ to list number.



No. JJ823

Other pieces

No.	Inches	Description	No.	Inches	Description
JJ1099	1 x 5	Drawer pull	JJ1730	11⅝ x 2⅞	Push plate
JJ545	11¼ x 2¾	Pull, door	JJ1349	1¾ x 5⅛	Sash lift, flush
JJ1416	6⅛ x 2½	Push button	JJ11349	"	" " "



No. JJ854

Locks in sets

JJ1796	**Inside doors**	Lock 1620, JJ69, 2 JJ88
JJ2196	" "	Lock 1500, JJ69, 2 JJ88
JJ2897	" "	Lock 1402, JJ69, 1 JJ89 & JJ89½
JJ3296	**Communicating**	Lock 1535, JJ69, 1 JJ88 & JJ88½
JJ3696	"	Lock 1525, JJ69, 2 JJ88½
JJ137	**Sliding doors**	Lock 1706, 2 cups JJ854
JJ147	" "	Lock 1716, 4 cups JJ854
JJ157	" "	Lock 1726, 4 cups JJ854
JJ8397	**Vestibule doors**	Lock 790, JJ69, 1 JJ90 & JJ89
JJ8297	**Front doors**	Lock 750, JJ69, 1 JJ90 & JJ89½

When ordering give list number (in the case of escutcheons also lock number) and finish. For finishes see page 91.



No. JJ1416



No. JJ1099



No. JJ1349



Nos. MK90 and MK35



No. MK870

Kingston Design

Symbol MK

Cast bronze and brass

Appropriate finishes

AZ10 . . Buffed brass
AY21 . . Old brass
AY22 . . . Old brass
AZ58 . . "Oil rub"
BZ10 . Buffed bronze

For description of finishes see page 91.

Knobs

No.	Size	Description
MK35	2¼ x 2¼ inches	Door knob with No. 0 (high) shank

Escutcheons and handles

MK90	1⅛ x 3⅝ inches	Plate for locks Nos 1500, 1505, 726 and 766 series *only*
MK854	" "	Cup for all sliding door locks
MK870	14¼ x 4⅛ "	" " locks Nos. 1734¼ and 1744 (outside) series *only*
MK314	20 x 4½ "	Handle for locks Nos. 414¼, 428 and 472¼ series

List number of lock to be associated with escutcheons must always be specified. For escutcheons with thumb-turns add ½ to list number.

Other pieces

MK1730	1⅛ x 3⅝ inches	Push plate
	20 x 4½ "	" "
MK1349	2 x 4¼ "	Sash lift, flush

Locks in sets

MK2188	**Inside doors**	Lock 1500 (page 202), knobs MK35, 2 escutcheons MK90
MK2988	" "	Lock 1505 (page 202), knobs MK35, 2 escutcheons MK90
MK139	**Sliding doors**	Lock 1706 (page 215), 2 cup escutcheons MK854
MK149	" "	Lock 1716 (page 215), 4 cup escutcheons MK854
MK159	" "	Lock 1726 (page 215), 4 cup escutcheons MK854
MK8588	**Vestibule doors**	Lock 766 (page 224), knobs MK35, 2 escutcheons MK90
MK8488	**Front doors**	Lock 726 (page 224), knobs MK35, 1 escn. each MK90 and MK90½
MK9370	**Store doors**	Lock 414¼ (page 230), 1 pair handles MK314
MK9970	" "	Lock 428 (page 229), ½ pair handles MK314, ½ pair knobs MK35, 1 escutcheon MK90
MK9670	" "	Lock 472¼ (page 230), 1 pair handles MK314

When ordering give list number (in the case of escutcheons also lock number), size and finish. For finishes see page 91.



No. MK314



No. MK1349

Kempton Design

Symbol NK

Cast bronze and brass

Appropriate finishes

AZ10 . . Buffed brass BZ10 . . Buffed bronze
AY22 . . Old brass

For description of finishes see page 91.



Nos. NK33 and NK220



No. NK800



No. NK850



No. NK1347

Knobs and roses

No.	Size	Description
NK33	1¾ x 1¾ inches	Door knob with No. 0 (high) shank
NK220	1¾ ins. diam.	Rose with No. 0 (high) thimble

Escutcheons, etc.

NK800	1 x ⅝ inches	Key plate (thread) for cabinet locks
NK823	2¾ x 1¼ "	" " with drop for all locks
NK850	4⅞ x 1⅞ "	Cup for all sliding door locks
NK1347	1⅜ x 2⅞ inches	Sash lift, flush

Locks in sets

NK131	Sliding doors	Lock 1706 (page 215), 2 cups NK850
NK141	" "	Lock 1716 (page 215), 4 cups NK850
NK151	" "	Lock 1726 (page 215), 4 cups NK850



No. UL7803

Lexington Design

Symbol UL

Cast bronze and brass

Appropriate finishes

AZ10 . . Buffed brass CX22 . . Old copper
AY22 . . Old brass SX52 . Oxidized silver

For description of finishes see page 91.



No. UL802

Cabinet hardware

No.	Size	Description
UL1082	1⅜ x 2¼ in. bases	Drawer pull, drop
UL802	1¼ x 2⅛ inches	Key plate for bit key locks
UL7803	5½ x 2¼ "	" " " " " "
UL7805	" "	" " " flat key "
UL8803	5½ x 2½ "	" " " bit key "
UL8805	" "	" " " flat key "
UL1952	10½ x 8	x 2⅜ ins. Hinge plate, top and bottom
UL1958	5¾ x 2⅝	" " " middle
UL1968	11½ x 10¼ x 3¼	" " " "

When ordering give list number (in the case of escutcheons also lock number) and finish. For finishes see page 91.



No. UL8803

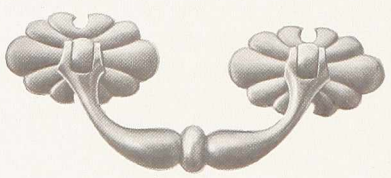

No. UL1082



No. UL1952

YALE

Lynn Design

Symbol VL

Cast bronze, brass and iron

Appropriate finishes

AY22 . .	Old brass	SX52 .	Oxidized silver
BZ10 . .	Buffed bronze	GX10	Gold
CX22 . .	Old copper	FX80 . .	Bower-Barff

For description of finishes see page 91.



Nos. VL89 and VL36



Nos. VL86 and VL35

Knobs and roses

No.	Size	Description
VL37	2½ x 2½ inches	Door knob with No. 0 (high) shank
VL36	2½ x 2¼ "	" " " " " "
VL35	2¼ x 2¼ "	" " " " " "
VL433	1¾ inches diam.	" " with closet spindle
VL30¼	1⅛ " "	Drawer knob with bolt and washer
VL30¾	" " "	Shutter " " wood screw
VL223	2¼ " "	Rose with No. 0 (high) thimble

Escutcheons and handles

VL180	5 x 1⅝ inches	Plate for lock 269 *only*
VL181	6½ x 1¾ "	" " locks No. 1600 series *only*
VL181½	" "	" " " No. 1605 series *only*
VL86	7⅜ x 2½ "	" " 3½ to 4½ in. locks
VL89	10⅝ x 2⅝ "	" " 4½ " 6½ " " *except* pin-tumbler
VL91	13½ x 2½ "	Plate for 5 to 7½ in. pin-tumbler locks *only*
VL2105	2 x 1 "	Plate for thumb-turn, Tee or lever handle
VL6155	4⅛ x 1 "	Plate for thumb-turn, Tee or lever handle
VL7656	5 x 1⅛ "	Plate for thumb-turn, Tee or lever handle
VL1812	1⅞ x 1¼ "	Key plate for all locks
VL3812	2½ x 1½ "	" " " " "
VL823	2½ x 1½ "	" " with drop for all locks
VL854	7⅜ x 2½ "	Cup for all sliding door locks
VL314	13½ x 2½ "	Handle for locks Nos. 414¼, 428 and 472¼ series

List number of lock to be associated with escutcheons must always be specified. For escutcheons with thumb-turns add ½ to list number.



No. VL53



No. VL854

Other pieces

VL53	6 x 1½ inches	Bolt, mortise single extension
VL1098	1⅛ x 4¼ "	Drawer pull, drop
VL1099	1½ x 4 "	" " " "

When ordering give list number (in the case of escutcheons also lock number) and finish. For finishes see page 91.



No. VL1416



No VL1348



No. VL1530

Lynn Design



No. VL314

Other pieces—continued

No.	Size	Description
VL1530	2¼ x 6¼ inches	Letter drop plate
VL1550	2¼ x 6⅝ "	Hood for above
VL567	13½ x 2½ "	Pull, door
VL1416	4¾ x 2⅝ "	Push button
VL1730	13½ x 2½ "	Push plate
	18 x 3½ "	" "
VL1360	1½ x 6½ "	Sash lift, bar
VL1344	1½ x 3 "	" " flush
VL11344	" "	" " " locking
VL1348	1⅞ x 3½ "	" " "
VL1386	2 x 2¼ "	Shutter bar

Locks in sets

VL1784	**Inside doors**	Lock 1620 (page 199), knobs VL35, 2 escutcheons VL86
VL2184	" "	Lock 1500 (page 202), knobs VL35, 2 escutcheons VL86
VL2884	" "	Lock 1402 (page 207), knobs VL35, 1 escn. each VL86 and VL86½
VL3284	**Communicating**	Lock 1535 (page 192), knobs VL35, 1 escn. each VL86 and VL86½
VL3684	"	Lock 1525 (page 193), knobs VL35, 2 escutcheons VL86½
VL135	**Sliding doors**	Lock 1706 (page 215), 2 cup escutcheons VL854
VL145	" "	Lock 1716 (page 215), 4 cup escutcheons VL854
VL155	" "	Lock 1726 (page 215), 4 cup escutcheons VL854
VL8388	**Vestibule doors**	Lock 790 (page 222), knobs VL36, 1 escutcheon each VL91 and VL89
VL8288	**Front doors**	Lock 750 (page 222), knobs VL36, 1 escn. each VL91 and VL89½
VL9310	**Store doors**	Lock 414¼ (page 230), 1 pair handles VL314
VL9910	" "	Lock 428 (page 229), ½ pair handles VL314, ½ pair knob VL35, 1 escutcheon VL86
VL9460	" "	Lock 472¼ (page 230), 1 pair handles VL314

When ordering give list number (in the case of escutcheons also lock number), size and finish. For finishes see page 91.



No. VL567



No. VL823



Nos. VL35 and H223



Nos. VL7656 and 905



No. VL1360



No. VL1550



No. VL1386

Medford Design

Symbol LM

Cast bronze, brass and iron

Appropriate finishes

AZ10 . . Buffed brass
CX22 . . Old copper
SX52 . Oxidized silver
FX80 . . Bower-Barff

For description of finishes see page 91.



Nos. LM89 and LM69



Nos. LM86 and LM69

Knobs

No.	Size	Description
LM69	2¾ x 1¾ inches	Door knob with No. 0 (high) shank

Escutcheons and handles

LM181	4¾ x 1⅛ inches	Plate for locks No. 1600 series *only*
LM181½	" "	" " " " 1605 " "
LM86	7¼ x 2¼ "	" " 3¼ to 4½ in. locks
LM88	8⅞ x 2½ "	" " 4½ " 5½ " "
LM89	10⅞ x 3 "	" " 5 " 7½ " "
LM4045	3¼ x ⅞ "	Plate for thumb-turn, etc.
LM6154	4⅛ x 1 "	" " " "
LM6156	" "	" " " "
LM1812	1¾ x ⅝ "	Key plate for all locks
LM3812	2⅛ x ⅞ "	" " " " "
LM4812	2⅜ x 1 "	" " " " "
LM854	8 x 3 "	Cup for all sliding door locks
LM314	15¾ x 4 "	Handle for locks Nos. 414¼, 428 and 472¼ series

List number of lock to be associated with escutcheons must always be specified.
For escutcheons with thumb-turns add ½ to list number.



No. LM1416

Other pieces

No.	Inches	Description	No.	Inches	Description
LM1099	1⅞ x 4⅝	Drawer pull	LM1730	10⅞ x 2⅜	Push plate
LM545	11 x 3	Pull, door		15¾ x 4	" "
LM1416	4½ x 2⅜	Push button	LM1349	1⅞ x 4¾	Sash lift, flush



No. LM545

Locks in sets

LM2195	**Inside doors**	Lock 1500, LM69, 2 LM86
LM137	**Sliding doors**	Lock 1706, 2 cups LM854
LM147	" "	Lock 1716, 4 cups LM854
LM157	" "	Lock 1726, 4 cups LM854
LM8396	**Vestibule doors**	Lock 790, LM69, 1 each LM89 and LM88
LM8296	**Front doors**	Lock 750, LM69, 1 each LM89 and LM88½
LM9350	**Store doors**	Lock 414¼, 1 pair LM314

When ordering give list number (in the case of escutcheons also lock number), size and finish. For finishes see page 91.



No. LM854



No. LM1099



No. LM1349

Nantucket Design

Symbol NN

Cast bronze and brass

Appropriate finishes

AZ10 . . Buffed brass
CY22 . Old copper
SY52 . . Oxidized silver
GY10 . . . . Gold

For description of finishes see page 91.



Nos. NN167 and NN320



No. NN1016

Knobs and roses

No.	Size	Description
NN167	2½ x 1⅜ inches	Door knob with No. 1 shank
NN320	1⅞ inches diam.	Rose with No. 1 thimble

Escutcheons

NN812	1¾ x 1⅜ inches	Key plate for all locks
NN823	" "	" " with drop for all locks
NN1016	3⅛ inches diam.	Drop handle for sliding door locks

Locks in sets

XNN130	Sliding doors	Lock 1706 (page 215), 2 handles NN1016, 2 key plates NN812
XNN140	" "	Lock 1716 (page 215), 4 handles NN1016, 4 key plates NN812
XNN150	" "	Lock 1726 (page 215), 4 handles NN1016, 4 key plates NN812
XNN131	" "	Lock 1706 (page 215), 2 handles NN1016, 2 key plates NN823
XNN141	" "	Lock 1716 (page 215), 4 handles NN1016, 4 key plates NN823
XNN151	" "	Lock 1726 (page 215), 4 handles NN1016, 4 key plates NN823

When ordering give list number and finish. For finishes see page 91.



No. NN823



No. NN812

Petersham Design

Symbol OP

Cast bronze and brass

Appropriate finishes

AZ10 . Buffed brass
BZ10 . . Buffed bronze
CY22 . . Old copper
SY52 Oxidized silver
GY10 . . Gold

For description of finishes see page 91.



No. OP30¼



No. OP1089

Cabinet hardware

No.	Size	Description
OP30¼	1⅛ inches diam.	Drawer knob with bolt and washer
OP30¾	" "	Shutter " " wood screw
OP1089	1⅛ x 4½ inches	Drawer pull, drop
OP802	1⅛ x 1⅜ "	Key plate for bit key locks
OP803	1⅞ x ⅞ "	" " " " " "

When ordering give list number and finish. For finishes see page 91.



No. OP803



No. OP802



Nos. HP90 and HP68

Piedmont Design

Symbol HP

Cast bronze, brass and iron

Appropriate finishes

AZ10	Buffed brass	CX22	Old copper, sanded
BZ10	Buffed bronze	SY52	Oxidized silver
CY22	Old copper	FX80	Bower-Barff

For description of finishes see page 91.

Knobs and roses

No.	Size	Description
HP69	2¾ x 1⅝ inches	Door knob with No. 0 (high) shank
HP68	2¾ x 2½ "	" " " " " "
HP67	2½ x 1½ "	" " " " " "
HP169	2¾ x 1⅝ "	" " " No. 1 (low) "
HP168	2¾ x 2½ "	" " " " " "
HP167	2½ x 1½ "	" " " " " "
HP61¼	1¼ x ¾ "	Drawer knob with bolt and washer
HP61¾	" "	Shutter " " wood screw
HP223	2¼ inches diam.	Rose with No. 0 thimble
HP323	" " "	" " No. 1 "

Escutcheons and handles

HP181	5½ x 1¼ inches	Plate for locks No. 1600 series *only*
HP181½	" "	" " " " 1605 " "
HP86	7¼ x 2½ "	" with No. 0 thimble for 3½ to 4¼ in. locks
HP186	" "	Plate with No. 1 thimble for 3½ to 4¼ in. locks
HP88	9 x 2⅝ "	Plate with No. 0 thimble for 4½ to 5½ in. locks
HP188	" "	Plate with No. 1 thimble for 4½ to 5½ in. locks
HP90	11½ x 3 "	Plate with No. 0 thimble for 5 to 7½ in. locks
HP190	" "	Plate with No. 1 thimble for 5 to 7½ in. locks
HP2005	2 x ⅞ "	Plate for thumb-turn, Tee or lever handle
HP4145	3¼ x 1 "	Plate for thumb-turn, Tee or lever handle
HP6355	4⅛ x 1¼ "	Plate for thumb-turn, Tee or lever handle
HP7354	4¾ x 1¼ "	Plate for thumb-turn, Tee or lever handle

When ordering give list number (in the case of escutcheons also lock number) and finish. For finishes see page 91.



No. HP850



No. HP812



No. HP552



No. HP1099



No. HP1349



Nos. HP90 and HP68

Piedmont Design



No. HP589

Escutcheons and handles—continued

No.	Size	Description
HP7356	5 x 1¼ inches	Plate for thumb-turn, Tee or lever handle
HP8354	5½ x 1¼ "	Plate for thumb-turn, Tee or lever handle
HP812	2 x ⅞ "	Key plate for all locks
HP820	3¼ x 1 "	" " " lock No. 1402 *only*
HP850	7⅛ x 2½ "	Cup for all sliding door locks
HP854	9 x 2¾ "	" " " " " "
HP34510	16 x 3¼ "	Handle for locks No. 405 series
HP47514	18 x 4 "	" " " Nos. 414¼, 428 and 472¼ series
HP78514	23⅝ x 4⅞ "	Handle for locks Nos. 414¼, 428 and 472¼ series

List number of locks to be associated with escutcheons must always be specified. For escutcheons with thumb-turns add ½ to list number.

Other pieces

HP1099	1⅝ x 4¼	inches	Drawer pull, drop
HP1425	5⅜ x 3⅛	"	Knocker, door
HP1531	2½ x 7¼	"	Letter drop plate
HP1551	2¾ x 7¾	"	Hood for above
HP552	11½ x 3	"	Pull, door
HP589	18 x 4	"	" "
HP598	23⅝ x 4⅞	"	" "
HP1416	5 x 2⅛	"	Push button
HP1730	11½ x 3	"	Push plate
	16 x 3¼	"	" "
	18 x 4	"	" "
	23⅝ x 4⅞	"	" "
HP1365	1½ x 5⅝	"	Sash lift, bar
HP1349	1⅝ x 4¼	"	" " flush
HP11349	" "		" " " locking

Locks in sets

HP464	Inside doors	Lock 802 (page 196), knobs HP167, 2 escutcheons HP186
HP464¾	" "	Lock 800 (page 196), knobs HP167, 2 escutcheons HP186
HP764	" "	Lock 882 (page 198), knobs HP167, 2 escutcheons HP186
HP1064	" "	Lock 881 (page 198), knobs HP167, 2 escutcheons HP186

When ordering give list number (in the case of escutcheons also lock number), size and finish. For finishes see page 91.



No. HP1416



No. HP1531



No. HP598



No. HP61¼

YALE

Piedmont Design



No. HP34510



HP186 and HP167

Locks in sets—continued

Set No.		Description
HP1664	**Inside doors**	Lock 821 (page 197), knobs HP167, 2 escutcheons HP186
HP1664¾	" "	Lock 820 (page 197), knobs HP167, 2 escutcheons HP186
HP2064	" "	Lock 831 (page 203), knobs HP167, 2 escutcheons HP186
HP2766	" "	Lock 861 (page 206), knobs HP167, 1 escn. each HP188 and HP188½
HP1794	" "	Lock 1620 (page 199), knobs HP67, 2 escutcheons HP86
HP2196	" "	Lock 1500 (page 202), knobs HP67, 2 escutcheons HP88
HP3164	**Communicating**	Lock 1519 (page 191), knobs HP167, 1 escn. each HP186 and HP186½
HP3464	"	Lock 1529 (page 191), knobs HP167, 2 escutcheons HP186½
HP105	**Sliding doors**	Lock 1705 (page 214), 2 cup escutcheons HP850
HP115	" "	Lock 1715 (page 214), 4 cup escutcheons HP850
HP125	" "	Lock 1725 (page 214), 4 cup escutcheons HP850
HP5363	**Vestibule doors**	Lock 771 (page 220), knobs HP167, 1 escn. each HP188 and HP186
HP6363	" "	Lock 711 (page 221), knobs HP167, 1 escn. each HP188 and HP186
HP8397	" "	Lock 790 (page 222), knobs HP68, 1 escn. each HP90 and HP88
HP5263	**Front doors**	Lock 761 (page 220), knobs HP167, 1 escn. each HP188 and HP186
HP6263	" "	Lock 701 (page 221), knobs HP167, 1 escn. each HP188 and HP186
HP8297	" "	Lock 750 (page 222), knobs HP68, 1 escn. each HP90 and HP88½
HP8540	**Store doors**	Lock 405 (page 231), 1 pair handles HP34510
HP9510	" "	Lock 432¼ (page 230), 1 pair handles HP47514
HP9590	" "	Lock 432¼ (page 230), 1 pair handles HP78514
HP9960	" "	Lock 428 (page 229), ½ pair handles HP47514, ½ pair knobs HP67, 1 escutcheon HP88
HP9660	" "	Lock 472¼ (page 230), 1 pair handles HP47514

When ordering give list number (in the case of escutcheons also lock number) and finish. For finishes see page 91.



No. HP1551



No. HP47514



No. HP1425

YALE

Plymouth Design

Symbol QP

Cast bronze, brass and iron

Appropriate finishes

AZ10 . . . Buffed brass
AY22 . . . Old brass
SY10 . . . Silver
FX80 . . Bower-Barff

For description of finishes see page 91.



Nos. QP89 and QP36



No. QP314

Knobs and roses

No.	Size	Description
QP37	2½ x 2½ inches	Door knob with No. 0 (high) shank
QP36	2½ x 2¼ "	" " " " " "
QP35	2¼ x 2¼ "	" " " " " "
QP433	1¾ inches diam.	" " " closet spindle
QP31½	1⅜ " "	" " " mortise bolt spindle
QP30¼	1⅛ " "	Drawer knob with bolt and washer
QP30¾	" " "	Shutter " " wood screw
QP223	2¼ " "	Rose with No. 0 (high) thimble

Escutcheons and handles

QP180	5¼ x 1⅛ inches	Plate for lock No. 269 *only*
QP181	6 x 1½ "	" " locks No. 1600 series *only*
QP181½	" "	" " " " 1605 " "
QP87	8 x 2½ "	" " 3½ to 4¼ in. locks
QP88	9¼ x 2 "	" " 4½ " 6½ " "
QP89	11⅛ x 2⅞ "	" " 5 " 7½ " "
QP4205	3 x 1⅛ "	" " thumb-turn, etc.
QP5005	3½ x ⅞ "	" " " "
QP1812	2⅛ x 1 "	Key plate for all locks
QP3812	2¼ x 1¼ "	" " " " "
QP854	8 x 2¾ "	Cup for all sliding door locks
QP314	16 x 2⅞ "	Handle for locks Nos. 414¼, 428 and 472¼ series
QP315	9¼ x 2½ "	Handle for latches No. 400 series

List number of lock to be associated with escutcheons must always be specified.
For escutcheons with thumb-turns add ½ to list number.



No. QP1349

Other pieces

QP53	6¼ x 1½ inches	Bolt, mortise single extension
QP1425	8 x 2½ "	Knocker, door (page 400)
QP1505	2½ x 8⅜ "	Letter drop plate (letters)
QP1420	6⅛ x 2⅝ "	Pull, bell
QP540	8⅛ x 1½ "	Pull, door
QP555	14 x 3¾ "	" "

When ordering give list number (in the case of escutcheons also lock number) and finish. For finishes see page 91.



Nos. QP87 and QP35



No. QP1099



No. QP1416

Plymouth Design



No. QP854



No. QP1812



No. QP1062

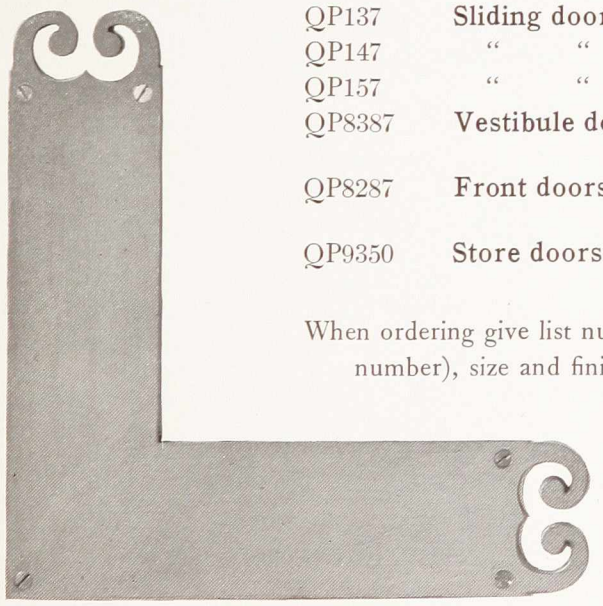

No. QP1975

Other pieces—continued

No.	Size	Description
QP1416	6⅝ x 2⅞ inches	Push button
QP1419	8 x 2½ "	" " with mouth piece
QP1730	11¾ x 2½ "	Push plate
	12 x 4 "	" "
	14 x 3¾ "	" "
QP1362	1½ x 5½ "	Sash lift, bar
QP1344	1½ x 3¼ "	" " flush
QP11344	" "	" " " locking
QP1349	2 x 4 "	" " "
QP11349	" "	" " " locking
QP1246	1⅜ x 2½ "	Sash socket

Cabinet hardware

QP1062	1⅛ x 2½ inches	Drawer pull, surface
QP1094	1¼ x 3 "	" " ring
QP1098	1⅝ x 3⅜ "	" " drop
QP1099	1⅝ x 5¼ "	" " "
QP1952	6 x 6 x 1⅜ ins.	Hinge plate, top and bottom
	13⅞ x 9½ x 2⅞ "	" " " " " "
QP1975	6¾ x 6¾ x 1½ "	" " corner
	14 x 8½ x 1½ "	" " "
QP1958	10 x 1½ inches	" " middle
	7¼ x 1½ "	" " "
QP803	2⅜ x 1⅛ "	Key plate for bit key locks
QP805	" "	" " " flat key "

Locks in sets

QP2185	**Inside doors**	Lock 1500 (page 202), knobs QP35, 2 escutcheons QP87
QP3285	**Communicating**	Lock 1535 (page 192), knobs QP35, 1 escn. each QP87 and QP87½
QP3685	"	Lock 1525 (page 193), knobs QP35, 2 escutcheons QP87½
QP137	**Sliding doors**	Lock 1706 (page 215), 2 cups QP854
QP147	" "	Lock 1716 (page 215), 4 cups QP854
QP157	" "	Lock 1726 (page 215), 4 cups QP854
QP8387	**Vestibule doors**	Lock 790 (page 222), knobs QP36, 1 escn. each QP89 and QP88
QP8287	**Front doors**	Lock 750 (page 222), knobs QP36, 1 escn. each QP89 and QP88½
QP9350	**Store doors**	Lock 414¼ (page 230), 1 pair handles QP314

When ordering give list number (in the case of escutcheons also lock number), size and finish. For finishes see page 91.



No. QP53



Nos. QP181 and 905



No. QP1094



No. QP1975

Roanoke Design

Symbol OR

Cast bronze, brass and iron

Appropriate finishes

AZ10 . . . Buffed brass
AY22 . . . Old brass
CX22 . Old copper
FX80 . . Bower-Barff

FX80 plate with AZ10 studs

For description of finishes see page 91.



Nos. OR90 and D36



No. OR23614

Knobs

No.	Size	Description
D37	2½ x 2½ inches	Door knob with No. 0 (high) shank
D36	2½ x 2¼ "	" " " " " " "
D35	2¼ x 2¼ "	" " " " " " "
OR30¼	1⅛ inches diam.	Drawer knob with bolt and washer
OR30¾	" " "	Shutter " " wood screw

Escutcheons and handles

XOR83	6 x 9 inches	Plate for locks No. 2736 series *only*
OR181	4¾ x 1 "	" " " " No. 269 and No. 1600 series *only*
OR181½	" "	Plate for locks No. 1605 series *only*
OR82	5 x 2 "	" " " 3½ in. locks *only*
OR83	6⅜ x 2¼ "	" " " 3½ to 4¼ in. locks
OR88	9 x 2½ "	" " " 4 " 5½ " "
OR90	11 x 3½ "	" " " 5 " 7½ " "
OR6255	4 x 1⅛ "	Plate for thumb-turn, etc.
OR812	1¼ x 1 "	Key plate for all locks
OR823	1¾ x ¾ "	" " " with drop for all locks
OR854	8 x 3 "	Cup for all sliding door locks
OR23614	15 x 3 "	Handle for locks Nos. 414¼, 428 and 472¼ series
OR57614	20 x 4 "	Handle for locks Nos. 414¼, 428 and 472¼ series
OR5534	15¾ x 2¾ "	Handle for locks Nos. 414¼, 428 and 472¼ series (page 367)
OR315	9 x 2½ "	Handle for latches No. 400 series

List number of lock to be associated with escutcheons must always be specified. For escutcheons with thumb-turns add ½ to list number.



No. OR854



No. OR1344

Other pieces

OR53	6 x 2 inches	Bolt, mortise single extension
OR1099	1⅝ x 4½ "	Drawer pull, drop
OR1952	17⅝ x 13¼ x 4 ins.	Hinge plate, top and bottom
OR1958	20¼ x 4 "	" " " middle
OR1968	13¾ x 13¼ x 4 "	" " " " with arm
OR1425	9½ x 9½ inches	Knocker, door
OR1420	3½ x 2½ "	Pull, bell
OR554	11 x 3½ "	Pull, door
OR569	14 x 3¼ "	" " "
OR1413	3 x 1⅜ "	Push button
OR1416	4⅞ x 2½ "	" " "

When ordering give list number (in the case of escutcheons also lock number) and finish. For finishes see page 91.



No. OR1430



No. OR1416

Roanoke Design



No. OR569

Other pieces—continued

No.	Size	Description
OR1730	11 x 3½ inches	Push plate
	14 x 3¼ "	" "
	16 x 4 "	" "
	18 x 4½ "	" "
	20 x 4 "	" "
OR1344	1½ x 3 "	Sash lift, flush
OR1348	2 x 3½ "	" " "
OR11348	" "	" " " locking
OR1430	4½ x 4½ "	Switch plate, 4 buttons

Locks in sets

OR1781	**Inside doors**	Lock 1620 (page 199), knobs D35, 2 escutcheons OR82
OR2186	" "	Lock 1500 (page 202), knobs D35, 2 escutcheons OR88
OR2886	" "	Lock 1402 (page 207), knobs D35, 1 escn. each OR88 and OR88½
OR3286	**Communicating**	Lock 1535 (page 192), knobs D35, 1 escn. each OR88 and OR88½
OR3686	"	Lock 1525 (page 193), knobs D35, 2 escutcheons OR88½
OR137	**Sliding doors**	Lock 1706 (page 215), 2 cups OR854
OR147	" "	Lock 1716 (page 215), 4 cups OR854
OR157	" "	Lock 1726 (page 215), 4 cups OR854
OR8387	**Vestibule doors**	Lock 790 (page 222), knobs D36, 1 escn. each OR90 and OR88
OR8287	**Front doors**	Lock 750 (page 222), knobs D36, 1 escn. each OR90 and OR88½
OR9340	**Store doors**	Lock 414¼ (page 230), 1 pair handles OR23614

When ordering give list number (in the case of escutcheons also lock number), size and finish. For finishes see page 91.



No. OR554



No. OR1425



No. OR1099

No. OR1968

Salem Design

Symbol HS

Cast bronze and brass

Appropriate finishes

AZ10 . . . Buffed brass
AY22 . . . Old brass
CY22 . . Old copper
CX22 Old copper, sanded

For description of finishes see page 91.



Nos. HS89 and HS36

Knobs and roses

No.	Size	Description
HS37	2½ x 2½ inches	Door knob with No. 0 (high) shank
HS36	2½ x 2¼ "	" " " " " "
HS35	2¼ x 2¼ "	" " " " " "
HS31½	1¼ inches diam.	" " " mortise bolt, spindle
HS433	1¾ " "	" " " closet spindle
HS31¼	1¼ " "	Drawer knob with bolt and washer
HS30¾	1⅛ " "	Shutter " " wood screw
HS223	2¼ " "	Rose with No. 0 (high) thimble

Escutcheons and handles

HS181	5 x 1 inches	Plate for locks No. 269 and No. 1600 series *only*
HS181½	" "	Plate for locks No. 1605 series *only*
HS87	8⅛ x 2⅜ "	" " 3½ to 4½ in. locks
HS89	10⅛ x 2½ "	" " 4½ " 6 " "
HS90	12 x 4 "	" " 5 " 7½ " "
HS92	14½ x 2½ "	" " 5 " 7½ " "
HS3305	2⅞ x 1¼ "	Plate for thumb-turn, Tee or lever handle
HS4105	3 x 1 "	Plate for thumb-turn, Tee or lever handle
HS6154	4¼ x 1 "	Plate for thumb-turn, Tee or lever handle
HS7105	5 x 1 "	Plate for thumb-turn, Tee or lever handle
HS1812	2⅛ x ⅝ "	Key plate for all locks
HS3812	3 x 1½ "	" " " " "
HS854	9 x 2½ "	Cup for all sliding door locks
HS314	16⅛ x 3¼ "	Handle for locks Nos. 414¼, 428 and 472¼ series

List number of lock to be associated with escutcheons must always be specified. For escutcheons with thumb-turns add ½ to list number.



No. HS854

Other pieces

HS53	6⅜ x 1½ inches	Bolt, mortise single extension
HS1098	1⅛ x 5⅜ "	Drawer pull, drop
HS1099	2 x 5½ "	" " "
HS1062	1⅜ x 4¼ "	" " surface

When ordering give list number (in the case of escutcheons also lock number) and finish. For finishes see page 91.



No. HS1362



No. HS314



No. HS3812



No. HS1340

Salem Design



Nos. HS87 and HS35

Other pieces—continued

No.	Size	Description
HS1425	2⅝ x 1⅞ inches	Knocker, door
HS1420	5 x 2¼ "	Pull, bell
HS554	14 x 3¼ "	Pull, door
HS1415	5 x 2⅜ "	Push button
HS1416	6½ x 2¼ "	" "
HS1417	9 x 3 "	" "
HS1730	14 x 3¼ "	Push plate
	16⅛ x 3¼ "	" "
HS1360	2 x 8½ "	Sash lift, bar
HS1362	1½ x 5½ "	" " "
HS1348	1½ x 4⅛ "	" " flush
HS11348	" "	" " " locking
HS1349	2 x 5⅛ "	" " "
HS11349	" "	" " " locking
HS1340	1¾ x ⅝ "	" " hook
HS1246	1⅜ x 3 "	Sash socket
HS1386	2⅝ x 2⅛ "	Shutter bar



No. HS554

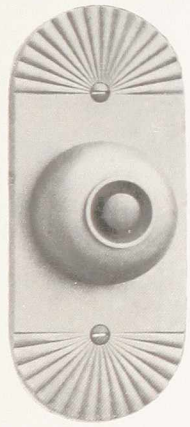

No. HS1416



No. HS1425

Locks in sets

HS1785	**Inside doors**	Lock 1620 (page 199), knobs HS35, 2 escutcheons HS87
HS2185	" "	Lock 1500 (page 202), knobs HS35, 2 escutcheons HS87
HS2885	" "	Lock 1402 (page 207), knobs HS35, 1 escn. each HS87 and HS87½
HS3285	**Communicating**	Lock 1535 (page 192), knobs HS35, 1 escn. each HS87 and HS87½
HS3685	"	Lock 1525 (page 193), knobs HS35, 2 escutcheons HS87½
HS137	**Sliding doors**	Lock 1706 (page 215), 2 cup escutcheons HS854
HS147	" "	Lock 1716 (page 215), 4 cup escutcheons HS854
HS157	" "	Lock 1726 (page 215), 4 cup escutcheons HS854
HS8387	**Vestibule doors**	Lock 790 (page 222), knobs HS36, 1 escn. each HS89 and HS87
HS8287	**Front doors**	Lock 750 (page 222), knobs HS36, 1 escn. each HS89 and HS87½
HS9350	**Store doors**	Lock 414¼ (page 230), 1 pair handles HS314

When ordering give list number (in the case of escutcheons also lock number), size and finish. For finishes see page 91.



No. HS1098



No. HS1349



No. HS1099

Sparta Design

Symbol OS

Cast bronze, brass and iron

Appropriate finishes

AY22 . .	Old brass	SY52 . .	Oxidized silver
BZ10 .	Buffed bronze	GY10	Gold
CY22	Copper	FX80 . .	Bower-Barff

For description of finishes see page 91.



Nos. OS89 and OS36



No. OS812



No. OS53



No. OS25414



No. OS1416

Knobs and roses

No.	Size	Description
OS37	2½ x 2½ inches	Door knob with No. 0 (high) shank
OS36	2½ x 2¼ "	" " " " " "
OS35	2¼ x 2¼ "	" " " " " "
OS433	1¾ inches diam.	" " " closet spindle
OS61¼	1 5/16 x ¾ inches	Drawer knob with bolt and washer
OS61¾	" "	Shutter " " wood screws
OS223	2⅛ inches diam.	Rose with No. 0 (high) thimble

Escutcheons and handles

OS181	6¼ x 1¼ inches	Plate for locks No. 1600 series *only*
OS181½	" "	" " " No. 1605 " "
OS86	7½ x 2¼ "	" " 3½ to 4¼ in. locks
OS87	8½ x 2¼ "	" " 4¼ " 5½ " "
OS89	10¼ x 2⅞ "	" " 5 " 7½ " "
OS90	12 x 4 "	" " 5 " 7½ " "
OS812	2 x 1 "	Key plate for all locks
OS820	3 x 1⅜ "	" " " lock No. 1402 *only*
OS1018	6¼ x 4 "	Flush drop handle for all sliding door locks
OS850	7½ x 2 "	Cup for all sliding door locks
OS854	8 x 2¾ "	" " " " " "
OS870	10⅜ x 4 "	" " locks No. 1734¼ and 1744 (outside) *only*
OS25414	14⅝ x 3½ "	Handle for locks Nos. 414¼, 428 and 472¼ series
OS77414	24 x 4 "	Handle for locks Nos. 414¼, 428 and 472¼ series

List number of lock to be associated with escutcheons must always be specified. For escutcheons with thumb-turns add ½ to list number.

Other pieces

OS53	6¼ x 1¼ inches	Bolt, mortise single extension
OS1099	1⅝ x 5¾ "	Drawer pull, drop
OS1094	1¼ inches diam.	" " ring
OS1531	2¼ x 7½ inches	Letter drop plate
OS1551	2¼ x 7¾ "	Hood for above
OS584	14⅝ x 3½ "	Pull, door
OS1416	5¼ x 2½ "	Push button

When ordering give list number (in the case of escutcheons also lock number) and finish. For finishes see page 91.



No. OS1349



No. OS1099



No. OS1361

Cuts third size

Sparta Design



Nos. OS86 and OS35



No. OS854

Other pieces—continued

No.	Size	Description
OS1730	14⅝ x 3½ inches	Push plate
	15 x 2¾ "	" "
	18 x 3½ "	" "
	24 x 4 "	" "
OS1361	1⅝ x 6⅞ "	Sash lift, bar
OS1365	2 x 7 "	" " "
OS1349	2 x 4½ "	" " flush

Locks in sets

OS1784	Inside doors	Lock 1620 (page 199), knobs OS35, 2 escutcheons OS86
OS2185	" "	Lock 1500 (page 202), knobs OS35, 2 escutcheons OS87
OS2885	" "	Lock 1402 (page 207), knobs OS35, 1 escn. each OS87 and OS87½
OS3285	Communicating	Lock 1535 (page 192), knobs OS35, 1 escn. each OS87 and OS87½
OS3685	"	Lock 1525 (page 193), knobs OS35, 2 escutcheons OS87½
OS105	Sliding doors	Lock 1705 (page 214), 2 cup escutcheons OS850
OS115	" "	Lock 1715 (page 214), 4 cup escutcheons OS850
OS125	" "	Lock 1725 (page 214), 4 cup escutcheons OS850
OS137	" "	Lock 1706 (page 215), 2 cup escutcheons OS854
OS147	" "	Lock 1716 (page 215), 4 cup escutcheons OS854
OS157	" "	Lock 1726 (page 215), 4 cup escutcheons OS854
OS8386	Vestibule doors	Lock 790 (page 222), knobs OS36, 1 escn. each OS89 and OS87
OS8286	Front doors	Lock 750 (page 222), knobs OS36, 1 escn. each OS89 and OS87½
OS9320	Store doors	Lock 414¼ (page 230), 1 pair handles OS25414
OS9580	" "	Lock 432¼ (page 230), 1 pair handles OS77414

When ordering give list number (in the case of escutcheons also lock number), size and finish. For finishes see page 91.



No. OS584



No. OS1094



No. OS1531



No. OS1551

Stonington Design

Symbol TS

Cast bronze and iron

Appropriate finishes

BZ10 . Buffed bronze
CX22 Old copper, sanded
CY22 . . . Old copper
SY52 . Oxidized silver
FX80 . . Bower-Barff

For description of finishes see page 91.



Nos. TS90 and D36



No. TS812



Nos. TS86 and D35

Knobs

No.	Size	Description
D37	2½ x 2½ inches	Door knob with No. 0 (high) shank
D36	2½ x 2¼ "	" " " " " " "
D35	2¼ x 2¼ "	" " " " " " "

Escutcheons and handles

TS180	5¼ x 1⅛ inches	Plate for lock No. 269 *only*
TS181	6½ x 1¾ "	" " locks No. 1600 series *only*
TS181½	" "	" " " No. 1605 " "
TS86	7½ x 2½ "	" " 3½ to 4½ in. locks
TS88	9½ x 2¾ "	" " 4½ " 5½ " "
TS90	11 x 2¾ "	" " 5 " 7½ " "
TS2305	2⅛ x 1¼ "	Plate for thumb-turn, Tee or lever handle
TS812	2¼ x 1¼ "	Key plate for all locks
TS850	6½ x 2½ "	Cup for all sliding door locks
TS3854	7½ x 2½ "	" " " " " "
TS7854	12 x 3 "	" " " " " "
TS870	7½ x 2¾ "	" " locks Nos. 1734¼ and 1744 (outside) series *only*
TS1018	4 x 4 "	Cup with flush drop handle for all sliding door locks
TS6534	15¾ x 2¾ "	Handle for locks Nos. 414¼, 428 and 472¼ series (page 365)
TS6544	" "	Handle for inside of locks No. 482 series *only* (page 364)
TS9534	21 x 2⅝ "	Handle for locks Nos. 414¼, 428 and 472¼ series (page 365)
TS314	18 x 4 "	Handle for locks Nos. 414¼, 428 and 472¼ series

List number of lock to be associated with escutcheons must always be specified.
For escutcheons with thumb-turns add ½ to list number.



No. TS314

Other pieces

TS1099	1⅞ x 4 inches	Drawer pull, drop
TS1531	2½ x 6⅜ "	Letter drop plate
TS1551	2½ x 7 "	Hood for above

When ordering give list number (in the case of escutcheons also lock number) and finish. For finishes see page 91.



No. TS 1018



No. TS1099



No. TS1349



No. TS523



No. TS1417



No. TS3854

Stonington Design

Other pieces—continued

No.	Size	Description
TS523	9 x 2¾ inches	Pull, door
TS595	20 x 4 "	" "
TS1416	4⅛ x 2 "	Push button
TS1417	5 x 2¾ "	" "
TS1737	3 x 3½ "	Push plate (push)
TS1730	12 x 3½ "	" "
	14 x 3½ "	" "
	16 x 3½ "	" "
	18 x 3 "	" "
	18 x 4 "	" "
	29 x 4 "	" "
	36 x 4 "	" "
TS1735	20 x 4 "	" " (push)
TS1365	1½ x 5¾ "	Sash lift, bar
TS1366	1½ x 7 "	" " "
TS1359	1¼ x 5 "	" " "
TS1349	1⅞ x 4 "	" " flush
TS11349	" "	" " " locking

Locks in sets

TS1784	**Inside doors**	Lock 1620 (page 199), knobs D35, 2 escutcheons TS86
TS2184	" "	Lock 1500 (page 202), knobs D35, 2 escutcheons TS86
TS2884	" "	Lock 1402 (page 207), knobs D35, 1 escn. each TS86 and TS86½
TS3284	**Communicating**	Lock 1535 (page 192), knobs D35, 1 escn. each TS86 and TS86½
TS3684	"	Lock 1525 (page 193), knobs D35, 2 escutcheons TS86½
TS135	**Sliding doors**	Lock 1706 (page 215), 2 cups TS3854
TS145	" "	Lock 1716 (page 215), 4 cups TS3854
TS155	" "	Lock 1726 (page 215), 4 cups TS3854
TS8383	**Vestibule doors**	Lock 790 (page 222), knobs D36, 1 escn. each TS88 and TS86
TS8283	**Front doors**	Lock 750 (page 222), knobs D36, 1 escn. each TS90 and TS86½
TS9360	**Store doors**	Lock 414¼ (page 230), 1 pair handles TS314

When ordering give list number (in the case of escutcheons also lock number), size and finish. For finishes see page 91.



No. TS595



No. TS1365



No. TS1531



No. OT1972
5 x 4⅝ x 2 inches

Traves Design

Symbol OT

Cast bronze, brass and iron

Appropriate finishes

AZ10 . . . Buffed brass
CY22 . . Old copper
SY52 . Oxidized silver
GY10 . . . . Gold
FX80 . . Bower-Barff

For description of finishes see page 91.



No. OT1972
5 x 4⅝ x 2 inches

Cabinet hardware

No.	Size	Description
OT1099	1¼ x 6¼ inches	Drawer pull, drop
OT1952	8½ x 5½ x 2 ins.	Hinge plate, top and bottom
	6 x 5⅛ x 2½ "	" " " " " "
OT1972	7 x 5⅝ x 2½ "	" strap, 2½ inch butt
	5 x 4⅝ x 2 "	" " 2 " "

When ordering give list number, size, hand and finish. For finishes see page 91.



No. OT1952
8½ x 5½ x 2 inches



No. OT1099



No. OT1952
8½ x 5½ x 2 inches



No. OT1972
7 x 5⅝ x 2½ inches



No. OT1952
6 x 5⅛ x 2½ inches



No. OT1972
7 x 5⅝ x 2½ inches



No. HW1952
4 ¼ x 3⅜ inches

Ware Design

Symbol HW

Cast bronze, brass and iron

Appropriate finishes

AZ10 . . . Buffed brass
CY22 . . . Old copper
SY52 . Oxidized silver
GY10 . . . . Gold
FX80 . . Bower-Barff

For description and finishes see page 91.



No. HW1952
4¼ x 3⅜ inches

Cabinet hardware

No.	Size	Description
HW1952	4⅜ x 3⅜ inches	Hinge plate, top and bottom
	4¼ x 3½ "	" " " " " "
	4¼ x 3⅜ "	" " " " " "
	2⅞ x 3½ "	" " " " " "
HW802	1¼ x 2½ "	Key plate for bit key locks
HW803	2½ x 1¼ "	" " " " " " "
HW804	1¼ x 2½ "	" " " flat key "
HW805	2½ x 1¼ "	" " " " " " "

When ordering give list number, size, hand and finish. For finishes see page 91.



No. HW1592
4⅜ x 3⅜ inches



No. HW1952
2⅞ x 3½ inches



No. HW803



No. HW1952
4¼ x 3½ inches



No. HW1952
4¼ x 3½ inches



No. HW802



No. HW1952
2⅞ x 3½ inches



No. HW1952
4⅜ x 3⅜ inches

Weymouth Design

Symbol PW

Cast bronze, brass and iron

Appropriate finishes

AZ10 . . . Buffed brass
CY22 . . Old copper
FX80 . . Bower-Barff
SY52 . Oxidized silver
GY10 . . . . Gold

For description of finishes see page 91.



Nos. PW90 and PW67



Nos. PW85 and PW67

Knobs and roses

No.	Size	Description
PW67	2½ x 1½ inches	Door knob with No. 0 (high) shank
PW223	2¼ inches diam.	Rose with No. 0 (high) thimble

Escutcheons

PW181	5 x 1⅛ inches	Plate for locks No. 269 and No. 1600 series *only*
PW181½	" "	Plate for locks No. 1605 series *only*
PW85	6⅞ x 2⅝ "	" for 3½ to 4¼ in. locks
PW87	8 x 2⅝ "	" " 4½ " 5½ " "
PW90	11 x 3 "	" " 5 " 7½ " "
PW3305	2½ x 1¼ "	Plate for thumb-turn, etc.
PW6254	4⅛ x 1⅛ "	" " " "
PW812	2 x 1⅛ "	Key plate for all locks
PW823	2 x 1⅛ "	" " with drop for all locks
PW820	3⅛ x 1⅜ "	" " for No. 1402 lock *only*
PW854	6⅞ x 2⅝ "	Cup for all sliding door locks

List number of lock to be associated with escutcheons must always be specified
For escutcheons with thumb-turns add ½ to list number.



No. PW1416



No. PW812

Other pieces

PW160	6½ x 1⅜ inches	Bolt, Cremone (page 324)
PW1427	8¼ x 2¾ "	Door knocker, with peep hole
PW1099	1⅝ x 4¼ "	Drawer pull, drop
PW1416	4⅞ x 2¼ "	Push button
PW1730	11 x 3 "	Push plate
	12 x 3 "	" "
PW1349	1⅝ x 4⅜ "	Sash lift, flush
PW11349	" "	" " " locking



No. PW854

Locks in sets

PW1794	Inside doors	Lock 1620 (page 199), knobs PW67, 2 escutcheons PW85
PW2194	" "	Lock 1500 (page 202), knobs PW67, 2 escutcheons PW85

When ordering give list number (in the case of escutcheons also lock number), size and finish. For finishes see page 91.



No. PW1349

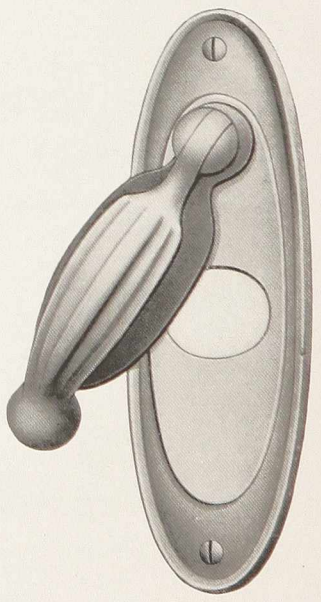

No. PW1427

YALE



Nos. PW181 and 912

Weymouth Design

Locks in sets—continued

Set No.		Description
PW135	Sliding doors	Lock 1706, 2 cups PW854
PW145	" "	Lock 1716, 4 cups PW854
PW155	" "	Lock 1726, 4 cups PW854



Nos. PW3305 and 55

Wilton Design

Symbol IW

Cast bronze, brass and iron

Appropriate finishes

AZ10 . . . Buffed brass
AY22 . . . Old brass
CX22 . . Old copper
SY52 . Oxidized silver
FX80 . . Bower-Barff

For description of finishes see page 91.



No. IW63¾



Nos. IW67 and IW222

Knobs and roses

No.	Size	Description
IW69	3 x 1¾ inches	Door knob with No. 0 (high) shank
IW68	3 x 2½ "	" " " " " "
IW67	2½ x 1⅞ "	" " " " " "
IW63¼	1¾ x ⅞ "	Drawer knob with bolt and washer
IW63¾	" "	Shutter " " wood screw
XIW63½	" "	Thumb knob with flat spindle for No. 1129 thumb-turn disc.
IW222	2 inches diam.	Rose with No. 0 (high) thimble



Nos. IW6455 and 55

Escutcheons

IW1005	1½ x ⅞ inches	Plate for thumb-turn, etc.
IW1505	1¾ x 1½ "	" " " " "
IW4305	3 x 1¼ "	" " " " "
IW4505	3 x 1½ "	" " " " "
IW5445	3½ x 1⅜ "	" " " " "
IW6454	4 x 1⅜ "	" " " " "
IW6455	" "	" " " " "
IW812	2 x 1⅛ "	Key plate for all locks
IW820	3 x 1⅜ "	" " for No. 1402 lock *only*
IW1823	1½ x 1 "	" " with drop for all locks
IW3823	2¼ x 1⅛ "	" " " " " " " "



No. IW1133



No. IW1823



No. IW812

Other pieces

IW160	6⅜ x 1½ inches	Bolt, Cremone (page 325)
IW1133	2⅝ inches diam.	Cylinder ring
IW1410	2⅜ " "	Push button
IW1411	2⅝ " "	" "
IW1349	1¾ x 4 inches	Sash lift, flush

When ordering give list number and finish. For finishes see page 91.



No. IW820



No. IW1410



No. IW1349

Woburn Design

Symbol LW

Cast bronze and brass

Appropriate finishes

AZ10 . . . Buffed brass
AY22 . . . Old brass
SY52 . Oxidized silver
GY10 . . . . Gold

For description of finishes see page 91.



Nos. LW35 and LW223

Knobs and roses

No.	Size	Description
LW35	2¼ x 2¼ inches	Door knob with No. 0 (high) shank
LW61¼	1¼ x ¾ "	Drawer knob with bolt and washer
LW61¾	" "	Shutter " " with wood screw
LW223	2¼ inches diam.	Rose with No. 0 (high) thimble
LW284	2⅝ x 1⅝ inches	" " thimble for lever handle



No. LW812

Escutcheons

LW802	1¼ x 2⅝ inches	Key plate for bit key cabinet locks
LW804	1¼ x 2⅝ "	" " " flat key " "
LW812	2⅝ x 1¼ "	" " " all locks
LW823	" "	" " with drop for all locks
LW854	5⅞ x 2¼ "	Cup for all sliding door locks



No. LW802



No. LW854

Other pieces

LW1089	1 x 3⅞ inches	Drawer pull, drop
LW924	3⅝ "	Lever handle
LW1349	1⅝ x 4⅜ "	Sash lift, flush



No. LW823

Locks in sets

LW103	**Sliding doors**	Lock 1705 (page 214), 2 cup escutcheons LW854
LW113	" "	Lock 1715 (page 214), 4 cup escutcheons LW854
LW123	" "	Lock 1725 (page 214), 4 cup escutcheons LW854
LW133	" "	Lock 1706 (page 215), 2 cup escutcheons LW854
LW143	" "	Lock 1716 (page 215), 4 cup escutcheons LW854
LW153	" "	Lock 1726 (page 215), 4 cup escutcheons LW854

When ordering give list number (in the case of escutcheons also lock number) and finish. For finishes see page 91.



No. LW61¾



Nos. LW284 and LW924



No. LW804



No. LW1089



No. LW1349

Yantic Design

Symbol LY

Cast bronze, brass and iron

AZ10 . . Buffed brass
AY21 . . Old brass
AY22 . . Old brass
BZ10 . . Buffed bronze
FX80 . . Bower-Barff

For description of finishes see page 91.



Nos. LY89 and LY37



Nos. LY7756 and 930

Knobs

No.	Size	Description
LY37	2½ x 2½ inches	Door knob with No. 0 (high) shank

Escutcheons

LY181	5 x 1¾ inches	Plate for locks No. 1600 series *only*
LY181½	" "	" " " " 1605 " "
LY89	10 x 3 "	" " all other locks
LY7756	5 x 1¾ "	" " thumb-turn, etc.

List number of lock to be associated with escutcheons must always be specified. For escutcheons with thumb-turns add ½ to list number.

Other pieces

LY1506	2⅝ x 6¾ inches		Letter drop plate
LY1591	" "		Chute and back plate for above
LY1730	10 x 3	"	Push plate
	15 x 4	"	" "
LY1365	1½ x 6⅜	"	Sash lift, bar
LY1246	1⅜ x 2⅜	"	Sash socket



No. LY1730
15 x 4 inches



Nos. LY89 and LY37

Locks in sets

LY155	**French windows**	Lock 1606 (page 195), 1 lever handle 930, 1 escutcheon LY181
LY175	" "	Lock 1611 (page 195), 1 lever handle 930, 1 escutcheon LY181½
LY1787	**Inside doors**	Lock 1620 (page 199), knobs LY37, 2 escutcheons LY89
LY2187	" "	Lock 1500 (page 202), knobs LY37, 2 escutcheons LY89
LY2887	" "	Lock 1402 (page 207), knobs LY37, 1 escn. each LY89 and LY89½
LY3287	**Communicating**	Lock 1535 (page 192), knobs LY37, 1 escn. each LY89 and LY89½
LY3687	"	Lock 1525 (page 193), knobs LY37, 2 escutcheons LY89½
LY8388	**Vestibule doors**	Lock 790 (page 222), knobs LY37, 2 escutcheons LY89
LY8288	**Front doors**	Lock 750 (page 222), knobs LY37, 1 escn. each LY89 and LY89½

When ordering give list number (in the case of escutcheons also lock number), size and finish. For finishes see page 91.



No. LY1506



No. LY1365

Yorktown Design

Symbol HY

Cast bronze, brass and iron

Appropriate finishes

AZ10 . . Buffed brass
CX22 . . Old copper
SY52 . Oxidized silver
GY10 . . . . Gold
FX80 . . Bower-Barff

For description of finishes see page 91.



Nos. HY88 and HY68



No. HY1416



Nos. HY86 and HY67

Knobs and roses

No.	Size	Description
HY69	2¾ x 1⅝ inches	Door knob with No. 0 (high) shank
HY68	2¾ x 2½ "	" " " " " " "
HY67	2½ x 1½ "	" " " " " " "
HY225	2½ inches diam.	Rose with No. 0 (high) thimble

Escutcheons and handles

HY180	4 x 1⅝ inches	Plate for lock No. 269 *only*
HY85	6¾ x 2½ "	" " 3½ to 4¼ in. locks
HY86	7½ x 2¼ "	" " 4¼ " 5½ " "
HY88	9½ x 2½ "	" " 5 " 7½ " "
HY2205	2 x 1⅛ "	" " thumb-turn, etc.
HY6254	4⅛ x 1⅛ "	" " " "
HY7254	4⅝ x 1⅛ "	" " " "
HY812	2 x 1⅛ "	Key plate for all locks
HY854	7½ x 2¼ "	Cup for all sliding door locks
HY314	18 x 4 "	Handle for locks Nos. 414¼, 428 and 472¼ series

List number of lock to be associated with escutcheons must always be specified. For escutcheons with thumb-turns add ½ to list number.

Other pieces

No.	Inches	Description	No.	Inches	Description
HY1099	1½ x 3⅞	Drawer pull	HY1730	10⅛ x 1½	Push plate
HY508	9½ x 2½	Pull, door		18 x 4	" "
HY1413	4 x 1½	Push button	HY1349	1⅝ x 4¼	Sash lift, flush
HY1416	4½ x 2¼	" "			

Locks in sets

HY2194	**Inside doors**	Lock 1500, HY67, 2 HY86
HY2894	" "	Lock 1402, HY67, 1 HY86 & HY86½
HY3294	**Communicating**	Lock 1535, HY67, 1 HY86 & HY86½
HY3694	"	Lock 1525, HY67, 2 HY86½
HY135	**Sliding doors**	Lock 1706, 2 cups HY854
HY145	" "	Lock 1716, 4 cups HY854
HY155	" "	Lock 1726, 4 cups HY854
HY8393	**Vestibule doors**	Lock 790, HY68, 1 HY88 & HY86
HY8293	**Front doors**	Lock 750, HY68, 1 HY88 & HY86½
HY9360	**Store doors**	Lock 414¼, 1 pair HY314

When ordering give list number (in the case of escutcheons also lock numbers), size and finish. For finishes see page 91.



No. HY1099



No. HY314



No. HY854

Cuts third size

Egyptian School

THE lotus is one of the most frequently occurring motives in Egyptian decoration, besides which the zig-zag, fret, whorl, chrysanthemum, scale, star, scarabaeus, palm, cobra, etc., are often distinguishable. Its beginnings are lost in prehistoric obscurity and its latest phases reach to about 340 B. C. Strong and superb conventionality with constant symbolism are its salient characteristics. An Egyptian scarabaeus engraved with the cartouche is one of the most self-contained and complete pieces of design known.

It is so complete as to satisfy the eye at once, a composition to which nothing could be added to increase its true decorative effect.

Khartoum Design

Symbol RK

Cast bronze

Appropriate finishes

BX67 . . Verde antique BX69 . . Pompeiian bronze

For description of finishes see page 91.



Nos. RK90 and RK35

Knobs

No.	Size	Description
RK35	2¼ x 2¼ inches	Door knob with No. 0 (high) shank

Escutcheons

RK90	11	x 3	inches	Plate for all locks

List number of lock to be associated with escutcheons must always be specified, For escutcheons with thumb-turns add ½ to list number.

Other pieces

RK1427	11	x 3	inches	Door knocker, with peep hole
RK1730		"		Push plate

Locks in sets

RK8288 **Front doors** Lock 750 (page 222), knobs RK35, 1 escn. each RK90 and RK90½

When ordering give list number (in the case of escutcheons also lock number) and finish. For finishes see page 91.



No. RK1427

Cuts third size

YALE

Elizabethan School

FROM 1558 to 1603 the Elizabethan period of England produced not only great soldiers, sailors, writers and the immortal Shakespeare, but also a school of design based upon Flemish and Classic art of which the strong and virile characteristics are appreciated to-day. Strap work enriched by bosses and curling cartouches with drapery festoons, the Tudor flat pointed arch, the guilloche and the frequent interlace, mark most emphatically this style.

A certain ungainliness and crude lack of scale is sometimes apparent, due undoubtedly to the untrained but vigorous designers who were generally the very men who did the carving and joiner work.

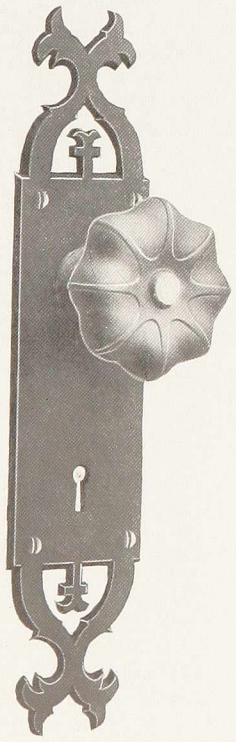

Nos. SA9 and SA897

Ashby Design

Symbol SA

Cast bronze and brass

Appropriate finishes

AZ10	Buffed brass	CX22	Old copper
AY22	Old brass	SY52	Oxidized silver
BZ10	Buffed bronze	GY10	Gold

For description of finishes see page 91.

Knobs and roses

No.	Size	Description
SA97	2⅝ x 2⅝ inches	Door knob with No. 0 (high) shank
SA234	2⅜ x 2⅜ "	Rose with No. 0 (high) thimble

Escutcheons

SA89	10⅝ x 2½ inches	Plate for all inside door locks
SA92	14⅞ x 2¾ "	" " " " front door locks

When ordering give list number (in the case of escutcheons also lock number), size and finish. For finishes see page 91.



No. SA1349



No. SA854

YALE

Ashby Design



Nos. SA92 and SA97

Escutcheons—continued

No.	Size	Description
SA812	2⅜ x 1¼ inches	Key plate for all locks
SA823	2⅜ x 1¼ "	" " with drop for all locks
SA854	10⅝ x 2½ "	Cup for all sliding door locks

List number of locks to be associated with escutcheons must always be specified. For escutcheons with thumb-turns add ½ to list number.

Other pieces

SA160	6⅜ x 1⅜ inches	Bolt, Cremone (page 315)
SA1094	2⅜ ins. diam. base	Drawer pull, ring
SA1969	24⅞ x 8½ inches	Hinge plate, middle
SA979	3½ "	Lever handle
SA1416	7⅜ x 2¼ "	Push button
SA1730	10⅝ x 2½ "	Push plate
	14⅞ x 2¾ "	" "
SA1349	1½ x 6¼ "	Sash lift, flush

Locks in sets

SA1788	**Inside doors**	Lock 1620 (page 199), knobs SA97, 2 escutcheons SA89
SA2188	" "	Lock 1500 (page 202), knobs SA97, 2 escutcheons SA89
SA2888	" "	Lock 1402 (page 207), knobs SA97, 1 escn. each SA89 and SA89½
SA3288	**Communicating**	Lock 1535 (page 192), knobs SA97, 1 escn. each SA89 and SA89½
SA3688	"	Lock 1525 (page 193), knobs SA97, 2 escutcheons SA89½
SA139	**Sliding doors**	Lock 1706 (page 215), 2 cup escutcheon SA854
SA149	" "	Lock 1716 (page 215), 4 cup escutcheons SA854
SA159	" "	Lock 1726 (page 215), 4 cup escutcheons SA854
SA8389	**Vestibule doors**	Lock 790 (page 222), knobs SA97, 2 escutcheons SA92
SA8289	**Front doors**	Lock 750 (page 222), knobs SA97, 1 escn. each SA92 and SA92½

When ordering give list number (in the case of escutcheons also lock number), size and finish. For finishes see page 91.



No. SA1730
14⅞ x 2¾ ins.



No. SA1416



No. SA812



No. SA823



Nos. SA979 and SA234

Guernsey Design

Symbol SG

Cast bronze and brass

Appropriate finishes

AY22 . . . Old brass AZ58 . . "Oil rub"
BX67 . . Verde antique

For description of finishes see page 91.



Nos. SG90 and SG68



Nos. SG90 and SG35

Knobs

No.	Size	Description
SG35	2¼ x 2¼ inches	Door knob with No. 0 (high) shank
SG69	3 x 1⅞ "	" " " " " " "
SG68	3 x 2⅝ "	" " " " " " "
SG67	2⅝ x 1⅝ "	" " " " " " "

Escutcheons

SG90	12 x 3½ inches	Plate for all locks
SG854	" "	Cup for all sliding door locks

List number of lock to be associated with escutcheons must always be specified.
For escutcheons with thumb-turns add ½ to list number.

Other pieces

SG1730	12 x 3½ inches	Push plate
SG1349	2⅛ x 6⅛ "	Sash lift, flush

Locks in sets

SG2199	**Inside doors**	Lock 1500 (page 202), knobs SG67, 2 escutcheons SG90
SG2189	" "	Lock 1500 (page 202), knobs SG35, 2 escutcheons SG90
SG139	**Sliding doors**	Lock 1706 (page 215), 2 escutcheons SG854
SG149	" "	Lock 1716 (page 215), 4 escutcheons SG854
SG159	" "	Lock 1726 (page 215), 4 escutcheons SG854
SG8399	**Vestibule doors**	Lock 790 (page 222), knobs SG68, 2 escutcheons SG90
SG8389	" "	Lock 790 (page 222), knobs SG35, 2 escutcheons SG90
SG8299	**Front doors**	Lock 750 (page 222), knobs SG68, 1 escn. each SG90 and SG90½
SG8289	" "	Lock 750 (page 222), knobs SG35, 1 escn. each SG90 and SG90½

When ordering give list number (in the case of escutcheons also lock number) and finish. For finishes see page 91.



No. SG854



No. SG1349



No. SG1730

Harrow Design

Symbol SH

Cast bronze and brass

Appropriate finishes

AY21 . . .	Old brass	BY21 . .	Oxidized bronze
AZ58 . .	"Oil rub"	BX67 . . .	Verde antique

For description of finishes see page 91.



Nos. SH89 and SH36

Knobs and roses

No.	Size	Description
SH37	2½ x 2½ inches	Door knob with No. 0 (high) shank
SH36	2½ x 2¼ "	" " " " " "
SH35	2¼ x 2¼ "	" " " " " "
SH223	2¼ inches diam.	Rose with No. 0 (high) thimble

Escutcheons and handles

SH181	5¾ x 1⅜ inches	Plate for locks No. 1600 series *only*
SH181½	" "	" " " " 1605 " "
SH87	8½ x 2½ "	" " all inside door locks
SH89	11¼ x 3⅛ "	" " " front door locks
SH3405	2¾ x 1⅜ "	" " thumb-turn, etc.
SH812	2¾ x 1⅜ "	Key plate for all locks
SH854	8½ x 2½ "	Cup for all sliding door locks
SH314	18½ x 3¼ "	Handle for locks Nos. 414¼, 428 and 472¼ series

List number of lock to be associated with escutcheons must always be specified.
For escutcheons with thumb-turns add ½ to list number.



No. SH314

Other pieces

No.	Inches	Description	No.	Inches	Description
SH1099	1¾ x 5⅝	Drawer pull	SH1416	6½ x 2½	Push button
SH1532	2½ x 9	Letter hole plate	SH1730	11¼ x 3⅛	Push plate
SH1552	"	Hood for above	SH1349	1¾ x 5⅝	Sash lift, flush
SH554	11¼ x 3⅛	Pull, door			



No. SH854

Locks in sets

SH2185	**Inside doors**	Lock 1500, SH35, 2 SH87
SH3285	**Communicating**	Lock 1535, SH35, 1 SH87 & SH87½
SH137	**Sliding doors**	Lock 1706, 2 cups SH854
SH147	" "	Lock 1716, 4 cups SH854
SH157	" "	Lock 1726, 4 cups SH854
SH8389	**Vestibule doors**	Lock 790, SH36, 2 SH89
SH8289	**Front doors**	Lock 750, SH36, 1 SH89 & SH89½
SH9360	**Store doors**	Lock 414¼, 1 pair SH314

When ordering give list number (in the case of escutcheons also lock number) and finish. For finishes see page 91.



No. SH1416



No. SH1349



No. SH1099

Hertford Design

Symbol PH

Cast bronze, brass and iron

Appropriate finishes

AZ15 . Ormolu brass
BX67 . . Verde antique
CX22 . . . Old copper
NX56 . Oxidized nickel
FX80 . . Bower-Barff

For description of finishes see page 91.



Nos. PH90 and PH36

Knobs

No.	Size	Description
PH37	2½ x 2½ inches	Door knob with No. 0 (high) shank
PH36	2½ x 2¼ "	" " " " " " "
PH35	2¼ x 2¼ "	" " " " " " "

Escutcheons

PH88	8¾ x 3⅛ inches	Plate for all inside door locks
PH90	12 x 3 "	" " " " front door locks
PH812	2 x 1 "	Key plate for all locks
PH854	8¾ x 3⅛ "	Cup for all sliding door locks

List number of lock to be associated with escutcheons must always be specified.
For escutcheons with thumb-turn add ½ to list number.

Other pieces

PH1099	1¾ x 4⅞ inches	Drawer pull, drop
PH571	15⅛ x 4⅛ "	Pull, door
PH1413	2⅛ x 1¾ "	Push button
PH1730	15⅛ x 4⅛ "	Push plate
PH1349	1¾ x 4⅞ "	Sash lift, flush

Locks in sets

PH1786	**Inside doors**	Lock 1620 (page 199), knobs PH35, 2 escutcheons PH88
PH2186	" "	Lock 1500 (page 202), knobs PH35, 2 escutcheons PH88
PH2886	" "	Lock 1402 (page 207), knobs PH35, 1 escn. each PH88 and PH88½
PH3286	**Communicating**	Lock 1535 (page 192), knobs PH35, 1 escn. each PH88 and PH88½
PH3686	"	Lock 1525 (page 193), knobs PH35, 2 escutcheons PH88½
PH137	**Sliding doors**	Lock 1706 (page 215), 2 cups PH854
PH147	" "	Lock 1716 (page 215), 4 cups PH854
PH157	" "	Lock 1726 (page 215), 4 cups PH854
PH8389	**Vestibule doors**	Lock 790 (page 222), knobs PH36, 2 escutcheons PH90
PH8289	**Front doors**	Lock 750 (page 222), knobs PH36, 1 escn. each PH90 and PH90½

When ordering give list number (in the case of escutcheons also lock number) and finish. For finishes see page 91.



No. PH571



Nos. PH88 and PH35



No. PH1349



No. PH1099



No. PH854

Raleigh Design

Symbol IR

Cast bronze and iron

Appropriate finishes

BX67	Verde antique	SX52	Oxidized silver
CX22	Old copper	GX10	Gold
SY55	Platinum silver	FX80	Bower-Barff

For description of finishes see page 91.



No. IR88 and IR35

Knobs

No.	Size	Description
IR35	2¼ x 2¼ inches	Door knob with No. 0 (high) shank

Escutcheons and handles

IR88	8¾ x 2⅝ inches	Plate for all inside door locks
IR7354	4⅞ x 1¼ "	" " thumb-turn, Tee or lever handle
IR854	8¾ x 2⅝ "	Cup for all sliding door locks
IR314	17¾ x 3⅜ "	Handle for locks Nos. 414¼, 428 and 472¼ series

List number of lock to be associated with escutcheons must always be specified. For escutcheons with thumb-turns add ½ to list number.

Other pieces

IR1099	2 x 5⅜ inches	Drawer pull, drop
IR1413	5⅜ x 2⅛ "	Push button
IR1349	2⅛ x 5½ "	Sash lift, flush
IR11349	" "	" " " locking



No. IR854

Locks in sets

IR2185	Inside doors	Lock 1500 (page 202), knobs IR35, 2 escutcheons IR88
IR3285	Communicating	Lock 1535 (page 192), knobs IR35, 1 escn. each IR88 and IR88½
IR3685	"	Lock 1525 (page 193), knobs IR35, 2 escutcheons IR88½
IR137	Sliding doors	Lock 1706 (page 215), 2 cup escutcheons IR854
IR147	" "	Lock 1716 (page 215), 4 cup escutcheons IR854
IR157	" "	Lock 1726 (page 215), 4 cup escutcheons IR854
IR9360	Store doors	Lock 414¼ (page 230), 1 pair handles IR314
IR9960	" "	Lock 428 (page 229), ½ pair handles IR314, ½ pair knobs IR35, 1 escutcheon IR88

When ordering give list number (in the case of escutcheons also lock number) and finish. For finishes see page 91.



No. IR314



No. IR1349



No. IR1099



No. IR1413

Stratford Design

Symbol VS

Cast bronze and iron

Appropriate finishes

BX67 . . Verde antique
CX22 . . . Old copper
SY55 . . Platinum silver
SX52 . Oxidized silver
FX80 . . Bower-Barff

For description of finishes see page 91.



Nos. VS92 and VS36



Nos. VS88 and VS35

Knobs

No.	Size	Description
VS37	2½ x 2½ inches	Door knob with No. 0 (high) shank
VS36	2½ x 2¼ "	" " " " " " "
VS35	2¼ x 2¼ "	" " " " " " "

Escutcheons and handles

VS180	4⅞ x 1 inches	Plate for locks No. 269 *only*
VS181	5½ x 1 "	" " " " 1600 series *only*
VS181½	" "	" " " " 1605 " "
VS82	5⅛ x 2½ "	" " 3½ in. locks *only*
VS88	8¾ x 3⅛ "	" " 3¾ to 4½ in. locks
VS90	12 x 3 "	" " 5 " 7½ " "
VS92	15 x 4¼ "	" " 5 " 7½ " "
VS3105	2⅝ x 1 "	" " thumb-turn, etc.
VS8105	**6 x 1** "	" " lever handle *only*
VS3812	2 x 1 "	Key plate for all locks
VS6812	4 x 1 "	" " " " "
VS854	8¾ x 3⅛ "	Cup for all sliding door locks
VS314	19 x 4⅛ "	Handle for locks Nos. 414¼, 428 and 472¼ series

List number of lock to be associated with escutcheons must always be specified
For escutcheons with thumb-turns add ½ to list number.

Other pieces

VS1098	1 x 4 inches	Drawer pull, drop
VS1099	1¾ x 4⅞ "	" " "
VS1435	14⅜ x 26½ x 12⅜ x 3	Kick Plate
VS569	15 x 4¼ inches	Pull, door
VS1413	2⅛ x 1¾ "	Push button
VS1416	5⅛ x 2⅜ "	" "
VS1730	12 x 3⅛ "	Push plate
	15 x 4¼ "	" "
VS1365	1¼ x 5½ "	Sash lift, bar
VS1349	1¾ x 4⅞ "	" " flush
VS11349	" "	" " " locking
VS39	1¾ "	Tee handle with $\frac{3}{16}$ in. spindle
VS59	" "	" " " $\frac{5}{16}$ " "
XTB54	1⅝ "	Thumb-turn, $\frac{5}{16}$ in. spindle (page 473)
XTB35	1⅜ "	" $\frac{3}{16}$ " " " "
XTB55	" "	" $\frac{5}{16}$ " " " "

When ordering give list number (in the case of escutcheons also lock number), size and finish. For finishes see page 91.



No. VS1349



No. VS854



No. VS569



No. VS314



No. VS1416

Stratford Design

Locks in sets

Set No.		Description
VS1780	Inside doors	Lock 1620 (page 199), knobs VS35, 2 escutcheons VS82
VS2186	" "	Lock 1500 (page 202), knobs VS35, 2 escutcheons VS88
VS2886	" "	Lock 1402 (page 207), knobs VS35, 1 escn. each VS88 and VS88½
VS137	Sliding doors	Lock 1706 (page 215), 2 cups VS854
VS147	" "	Lock 1716 (page 215), 4 cups VS854
VS157	" "	Lock 1726 (page 215), 4 cups VS854
VS8387	Vestibule doors	Lock 790 (page 222), knobs VS36, 1 escn. each VS90 and VS88
VS8287	Front doors	Lock 750 (page 222), knobs VS36, 1 escn. each VS90 and VS88½
VS9370	Store doors	Lock 414¼ (page 230), 1 pair VS314



No. VS1365

Wentworth Design

Symbol OW

Cast bronze and iron

Appropriate finishes

CX22 . . . Old copper SX52 . Oxidized silver
FX80 . . Bower-Barff

For description of finishes see page 91.

Knobs

No.	Size	Description
OW37	2½ x 2½ inches	Door knob with No. 0 (high) shank
OW36	2½ x 2¼ "	" " " " " " "
OW35	2¼ x 2¼ "	" " " " " " "

Escutcheons etc.

OW96	21½ x 4 inches	Plate for 726 and 766 series *only*
OW314	22 x 3⅞ "	Handle for locks Nos. 414¼, 428 and 472¼ series
OW1416	6⅜ x 2½ "	Push button

List number of lock to be associated with escutcheons must always be specified. For escutcheons with thumb-turns add ½ to list number.

Locks in sets

OW9410	Store doors	Lock 414¼ (page 230), 1 pair handles OW314

When ordering give list number (in the case of escutcheons also lock number) and finish. For finishes see page 91.



No. OW314

Empire School

FROM 1804 to 1814 Napoleon's influence upon men and affairs was of far more importance than upon the architecture and decoration of his time, due no doubt to the comparative brevity of his rule. Empire design is a practical revamping of Classic decorative motives placed upon classically treated outlines and surfaces. Its most familiar manifestation is in the application of ormolu patterns upon the object decorated, and these patterns are usually the various classical forms of the acanthus, palm and honeysuckle and very frequently the rosette. The best book on this period is Percier and Fontaines' "Style Empire."

As in the time of Louis XVI there is in Empire design a constant restraint and formal acknowledgment of classic precedent.

Austerlitz Design

Symbol VA

Cast bronze and brass

Appropriate finishes

AZ15 . . Ormolu brass
CY22 . . . Old copper
CX22 Old copper, sanded
SX52 . Oxidized silver
GY10 . . Gold

For description of finishes see page 91.



Nos. VA89 and VA36

Knobs

No.	Size	Description
VA37	2½ x 2½ inches	Door knob with No. 0 (high) shank
VA36	2½ x 2¼ "	" " " " " "
VA35	2¼ x 2¼ "	" " " " " "
VA40½	1⅛ inches diam.	" " " mortise bolt spindle
VA40¼	" " "	Drawer knob with bolt and washer
VA40¾	" " "	Shutter " " wood screw

Escutcheons and handles

VA180	5¾ x ⅞ inches	Plate for lock No. 269 *only*
VA181	6⅝ x 1¼ "	" " locks No. 1600 series *only*
VA181½	" "	" " " No. 1605 " "
VA87	8 x 1¾ "	" " 2½ in. spacing *only*

When ordering give list number (in the case of escutcheons also lock number) and finish. For finishes see page 91.



No. VA854



No. VA1365

YALE



No. VA554

Austerlitz Design

Escutcheons and handles—continued

No.	Size	Description
VA88	9¼ x 2½ inches	Plate for 3½ to 4¼ in. locks
VA89	10¾ x 2½ "	" " 4½ to 6 " "
VA90	12¼ x 2½ "	" " 5 to 7½ " "
VA4005	3⅛ x ⅞ "	" " thumb-turn, etc.
VA812	3 x ⅞ "	Key plate for all locks
VA850	9¼ x 2⅛ "	Cup for all sliding door locks
VA854	12 x 2⅜ "	" " " " " "
VA314	19⅛ x 2½ "	Handle for locks Nos. 414¼, 428 and 472¼ series

List number of locks to be associated with escutcheons must always be specified. For escutcheons with thumb-turns add ½ to list number.

Other pieces

VA53	5½ x 1¼ inches	Bolt, mortise single extension
VA1098	1¼ x 5¼ "	Drawer pull, drop
VA1099	1¼ x 6⅛ "	" " "
VA554	13½ x 2½ "	Pull, door
VA1415	7¼ x 2⅛ "	Push button
VA1416	7½ x 2½ "	" "
VA1730	12¼ x 2½ "	Push plate
	18⅞ x 2½ "	" "
VA1365	1¼ x 5⅝ "	Sash lift, bar
VA1347	1¼ x 5⅛ "	" " flush
VA1349	1¾ x 6⅝ "	" " "
VA1343	1½ x 1⅝ "	" " hook
VA1386	3 x 2½ "	Shutter bar
VA54	1⅝ "	Thumb-turn with $\frac{5}{16}$ in. spindle



No. VA314



No. VA1416

Locks in sets

VA1785	Inside doors	Lock 1620, VA35, 2 VA87
VA2186	" "	Lock 1500, VA35, 2 VA88
VA2886	" "	Lock 1402, VA35, 1 each VA88 and VA88½
VA3286	Communicating	Lock 1535, VA35, 1 each VA88 and VA88½
VA3686	"	Lock 1525, VA35, 2 VA88½
VA137	Sliding doors	Lock 1706, 2 cups VA850
VA147	" "	Lock 1716, 4 cups VA850
VA157	" "	Lock 1726, 4 cups VA850
VA8387	Vestibule doors	Lock 790, VA36, 1 each VA90 and VA88
VA8287	Front doors	Lock 750, VA36, 1 each VA90 and VA88½
VA9370	Store doors	Lock 414¼, 1 pair VA314

When ordering give list number (in the case of escutcheons also lock number), size and finish. For finishes see page 91.



No. VA1343



No. VA1347

Gramont Design

Symbol IG

Cast bronze and brass

Appropriate finishes

AY21 . . .	Old brass	AZ15 . .	Ormolu brass
AZ58 .	"Oil rub"	GY12	Gold

For description of finishes see page 91.



Nos. IG89 and IG35



No. IG1427

Knobs, escutcheons etc.

No.	Size	Description
IG35	2¼ x 2¼ inches	Door knob with No. 0 (high) shank
IG89	10 x 3 "	Plate for all locks
IG1427	" "	Door knocker, with peep hole
IG1730	" "	Push plate

List number of lock to be associated with escutcheons must always be specified
For escutcheons with thumb-turns add ½ to list number.

Locks in sets

IG8288	**Front doors**	Lock 750 (page 222), knobs IG35, 1 escn. each IG89 and IG89½

Illiers Design

Symbol NI

Cast bronze

Appropriate finishes

CY22 . . .	Old copper	SX52 .	Oxidized silver
CX22	Old copper, sanded	SY55 . .	Platinum silver

For description of finishes see page 91.



Nos. NI87 and NI37

Knobs, escutcheons etc.

No.	Size	Description
NI37	2½ x 2½ inches	Door knob with No. 0 (high) shank
NI31¼	1¼ "	Drawer knob with bolt and washer
NI31¾	" "	Shutter " " wood screw
NI87	7¾ x 3½ "	Plate for 2¾ in. spacing *only*
NI854	8½ x 3⅜ "	Cup for all sliding door locks
NI508	6⅝ x 1½ "	Pull, door
NI1349	2 x 6½ "	Sash lift, flush

List number of lock to be associated with escutcheons must always be specified.

Locks in sets

NI2185	**Inside doors**	Lock 1500, NI37, 2 NI87
NI137	**Sliding doors**	Lock 1706, 2 cups NI854
NI147	" "	Lock 1716, 4 cups NI854
NI157	" "	Lock 1726, 4 cups NI854

When ordering give list number (in the case of escutcheons also lock number) and finish. For finishes see page 91.



No. NI854



No. NI1349

YALE



Nos. KJ90 and KJ69



No. KJ554

Jena Design

Symbol KJ

Cast bronze and brass

Appropriate finishes

AZ10 . . . Buffed brass CX22 . . . Old copper
SY52 . . Oxidized silver

For description of finishes see page 91.

Knobs

No.	Size	Description
KJ69	3 x 1⅞ inches	Door knob with No. 0 (high) shank
KJ61¼	1⅜ x ¾ "	Drawer knob with bolt and washer
KJ61¾	" "	Shutter " " wood screw

Escutcheons and handles

KJ90	12 x 3 inches	Plate for locks Nos. 726 and 766 series *only*
KJ314	21¾ x 4⅝ "	Handle for locks Nos. 414¼, 428 and 472¼ series

List number of lock to be associated with escutcheons must always be specified. For escutcheons with thumb-turns add ½ to list number.

Other pieces

KJ1133	2 inches diam.	Cylinder ring (page 346)
KJ1952	18 x 18 x 4½ ins.	Hinge strap, top and bottom
KJ554	13¾ x 4 inches	Pull, door
KJ1416	5 x 3 "	Push button
KJ1730	13¾ x 4 "	Push plate
	21¾ x 4⅝ "	" "

Locks in sets

KJ8599	**Vestibule doors**	Lock 766 (page 224), knobs KJ69, 2 escutcheons KJ90
KJ8499	**Front doors**	Lock 726 (page 224), knobs KJ69, 1 escn. each KJ90 and KJ90½
KJ9520	**Store doors**	Lock 432¼ (page 230), 1 pair handles KJ314
KJ9670	" "	Lock 472¼ (page 230), 1 pair handles KJ314
KJ9970	" "	Lock 428 (page 229), ½ pair handles KJ314, ½ pair knobs KJ69, 1 escutcheon KJ90

When ordering give list number (in the case of escutcheons also lock number), size and finish. For finishes see page 91.



No. KJ314



No. KJ1416

Marengo Design

Symbol IM

Cast bronze and brass

Appropriate finishes

AZ15 . .	Ormolu brass	SY55 . .	Platinum silver
CY22 . .	Old copper	SX52 .	Oxidized silver
CX22	Old copper, sanded	GY10	Gold

For description of finishes see page 91.



Nos. IM87 and IM35



No. IM554

Knobs

No.	Size	Description
IM37	2½ x 2½ inches	Door knob with No. 0 (high) shank
IM36	2½ x 2¼ "	" " " " " "
IM35	2¼ x 2¼ "	" " " " " "
IM30¼	1⅛ ins. diam.	Drawer knob with bolt and washer
IM30¾	" " "	Shutter " " wood screw

Escutcheons and handles

IM87	8¼ x 1¾ inches	Plate for locks Nos. 1618 and 1620 series *only*
IM88	9⅜ x 2¼ "	Plate for locks Nos. 1402, 1440, 1442, 1475, 1500, 1502 and 1503 series *only*
IM90	12¼ x 2½ "	Plate for locks Nos. 726, 766, 750 and 790 series *only*
IM850	9⅜ x 2¼ "	Cup for all sliding door locks
IM314	19⅛ x 2½ "	Handle for locks Nos. 414¼, 428 and 472¼ series

List number of lock to be associated with escutcheons must always be specified. For escutcheons with thumb-turns add ½ to list number.

Other pieces

IM554	13½ x 2½ inches	Pull, door
IM1416	7⅜ x 2¼ "	Push button
IM1730	12¼ x 2½ "	Push plate
IM1349	1¼ x 5¼ "	Sash lift, flush

Locks in sets

IM1785	**Inside doors**	Lock 1620 (page 199), knobs IM35, 2 escutcheons IM87
IM2186	" "	Lock 1500 (page 202), knobs IM35, 2 escutcheons IM88
IM2886	" "	Lock 1402 (page 207), knobs IM35, 1 escn. each IM88 and IM88½
IM139	**Sliding doors**	Lock 1706 (page 215), 2 cups IM850
IM149	" "	Lock 1716 (page 215), 4 cups IM850
IM159	" "	Lock 1726 (page 215), 4 cups IM850
IM8389	**Vestibule doors**	Lock 790 (page 222), knobs IM36, 2 escutcheons IM90
IM8289	**Front doors**	Lock 750 (page 222), knobs IM36, 1 escn. each IM90 and IM90½
IM9370	**Store doors**	Lock 414¼ (page 230), 1 pair handles IM314

When ordering give list number (in the case of escutcheons also lock number) and finish. For finishes see page 91.



No. IM1349



No. IM314



No. IM1416

YALE

Cuts third size

Nemours Design

Symbol LN

Cast iron

Only finish

FX80 . . Bower-Barff

For description of finishes see page 91.



No. LN314

Knobs

No.	Size	Description
LN69	3 x 1⅞ inches	Door knob with No. 0 (high) shank

Escutcheons etc.

LN89	9⅝ x 2⅝ inches		Plate for locks Nos. 726 and 766 series *only*
LN314	21⅜ x 4	"	Handle for locks Nos. 414¼, 428 and 472¼ series
LN1730	"	"	Push plate
LN1365	2¼ x 7½	"	Sash lift, bar

List number of lock to be associated with escutcheons must always be specified. For escutcheons with thumb-turns add ½ to list number.

Locks in sets

LN8597	**Vestibule doors**	Lock 766 (page 224), knobs LN69, 2 escutcheons LN89
LN8497	**Front doors**	Lock 726 (page 224), knobs LN69, 1 escn. each LN89 and LN89½
LN9520	**Store doors**	Lock 432¼ (page 230), 1 pair handles LN314



Nos. LN89 and LN69

St. Cloud Design

Symbol PS

Cast bronze and brass

Appropriate finishes

AY22 . . . Old brass SY52 . Oxidized silver
CY22 . . Old copper GY12 . . . . .Gold

For description of finishes see page 91.

Knobs

No.	Size	Description
PS35	2¼ x 2¼ inches	Door knob with No. 0 (high) shank
PS40¼	1⅛ inches diam.	Drawer knob with bolt and washer
PS40¾	" " "	Shutter " " wood screw

When ordering give list number (in the case of escutcheons also lock number) and finish. For finishes see page 91.



Nos. PS91 and PS35



No. LN1365



No. PS3803



No. PS1349

Cuts third size

St. Cloud Design



No. PS554

Escutcheons

No.	Size	Description
PS181	6⅝ x 1½ inches	Plate for locks No. 1600 series *only*
PS181½	" "	" " " " 1605 " "
PS90	12 x 2¼ "	" " all inside door locks
PS91	12½ x 2¾ "	" " " front and vestibule locks
PS8405	5⅛ x 1⅜ "	Plate for thumb-turn, etc.
PS1802	1⅜ x 5⅛ "	Key plate for bit key cabinet locks
PS3803	2⅜ x ½ "	" " " " " " "
PS7803	4¾ x 1⅛ "	" " " " " " "
PS7805	4¾ x 1⅛ "	" " " flat key " "
PS7809	5⅛ x 1⅜ "	" " " pin-tumbler" "
PS854	10 x 2¾ "	Cup for all sliding door locks

List number of lock to be associated with escutcheons must always be specified.
For escutcheons with thumb-turns add ½ to list number.

Other pieces

PS1094	1½ x 5⅛ inches	Drawer pull, ring
PS1094¾	" "	" " " (for cylinder)
PS1099	" "	" " drop
PS554	12½ x 2¾ "	Pull, door
PS1416	8⅜ x 2¼ "	Push button
PS1730	12 x 2¼ "	Push plate
	12½ x 2¾ "	" "
PS1349	1½ x 5¾ "	Sash lift, flush
PS11349	" "	" " " locking
XTC54	1¾ "	Thumb-turn, 5/16 in. spindle (page 473)
XTC35	1⅜ "	" 3/16 " " "
XTC55	" "	" 5/16 " " "



No. PS1730
12¼ x 2¾ ins.

Locks in sets

PS1789	**Inside doors**	Lock 1620, PS35, 2 PS90
PS2189	" "	Lock 1500, PS35, 2 PS90
PS2889	" "	Lock 1402, PS35, 1 escn. each PS90 and PS90½
PS139	**Sliding doors**	Lock 1706, 2 cups PS854
PS149	" "	Lock 1716, 4 cups PS854
PS159	" "	Lock 1726, 4 cups PS854
PS8389	**Vestibule doors**	Lock 790, PS35, 2 PS91
PS8289	**Front doors**	Lock 750, PS35, 1 escn. each PS91 and PS91½

When ordering give list number (in the case of escutcheons also lock number), size and finish. For finishes see page 91.



No. PS141



No. PS7809



No. PS1094



No. PS7803



No. PS854

YALE

Cuts third size

Francis I School

FRANCIS I was a generous patron of Italian art as the experience of Benvento Cellini and other masters bore witness. Consequently there is a strong Italian vein through all this period and the style is a logical, beautiful and interesting one, which rarely lapses into mediocre and stupid forms. From the chateaux of the nobility down to the manors or farms of the well-to-do officials, the appropriate use of beautiful ornament is in evidence and shows the flexibility of the style in proper hands. The rosette, circle and diamond in the long panel forms, simple, but effective mouldings, vigorous with a reminiscence of Gothic, the cherub, the shell, and the salamander of Francis are among the most familiar characteristics.

Chambord Design

Symbol LC

Cast bronze and brass

AZ15 . . Ormolu brass
CY22 . . Old copper
SX52 . Oxidized silver
SY55 . . Platinum silver
GY10 . . Gold

For description of finishes see page 91.



Nos. LC89 and LC67

Knobs

No.	Size	Description
LC69	2¾ x 1¾ inches	Door knob with No. 0 (high) shank
LC68	2¾ x 2½ "	" " " " " "
LC67	2½ x 1½ "	" " " " " "
LC62¼	1½ x ¾ "	Drawer knob with bolt and washer
LC62¾	" "	Shutter " " wood screw

Escutcheons

LC89	10 x 2¾ inches	Plate for all inside door locks
LC90	12¼ x 3¼ "	" " " " front and vestibule locks
LC5145	3½ x 1 "	" " " thumb-turn, Tee or lever handle

When ordering give list number (in the case of escutcheons also lock number) and finish. For finishes see page 91.



No. LC854



No. LC1099

Chambord Design



Nos. LC90 and LC68

Escutcheons—continued

No.	Size	Description
LC802	1 x 2½ inches	Key plate for bit key cabinet locks
LC803	2½ x 1 "	" " " " " " "
LC804	1 x 2½ "	" " " flat key " "
LC805	2½ x 1 "	" " " " " " "
LC812	2½ x 1 "	" " " all door locks
LC854	9⅜ x 2¾ "	Cup for all sliding door locks

List number of lock to be associated with escutcheons must always be specified. For escutcheons with thumb-turns add ½ to list number.

Other pieces

LC1099	1⅝ x 6½ inches	Drawer pull, drop
LC1952	6½ x 6½ x 1¾ ins.	Hinge plate, top and bottom
LC1416	7 x 2¾ inches	Push button
LC1730	12¼ x 3¼ "	Push plate
LC1349	1⅝ x 6¼ "	Sash lift, flush
LC11349	" "	" " " locking
XTA54	1⅝ "	Thumb-turn, $\frac{5}{16}$ in. spindle (page 473)
XTA35	1⅜ "	" $\frac{3}{16}$ " " " "
XTA55	" "	" $\frac{5}{16}$ " " " "

Locks in sets

LC1798	**Inside doors**	Lock 1620 (page 199), knobs LC67, 2 escutcheons LC89
LC2198	" "	Lock 1500 (page 202), knobs LC67, 2 escutcheons LC89
LC2898	" "	Lock 1402 (page 207), knobs LC67, 1 escutcheon each LC89 and LC89½
LC3298	**Communicating**	Lock 1535 (page 192), knobs LC67, 1 escutcheon each LC89 and LC89½
LC3698	"	Lock 1525 (page 193), knobs LC67, 2 escutcheons LC89½
LC139	**Sliding doors**	Lock 1706 (page 215), 2 cup escutcheons LC854
LC149	" "	Lock 1716 (page 215), 4 cup escutcheons LC854
LC159	" "	Lock 1726 (page 215), 4 cup escutcheons LC854
LC8399	**Vestibule doors**	Lock 790 (page 222), knobs LC68, 2 escutcheons LC90
LC8299	**Front doors**	Lock 750 (page 222), knobs LC68, 1 escutcheon each LC90 and LC90½

When ordering give list number (in the case of escutcheons also lock number) and finish. For finishes see page 91.



No. LC1730



No. LC804



No. LC812



No. LC1416



No. LC1349

Georgian School

THAT particular period of English architecture and decoration practised during the reign of the four Georges, and which may be called the Georgian School (with especial relation to the reigns of George I and George II), is a form of English Renaissance based upon the Italian.

Americans adopted it and it became one of the most familiar phases of our so called colonial architecture. Classic in its ancestry, it developed to a somewhat free and often a very simple character, through the untaught but enthusiastic efforts of American builders. In England the school showed less variation in form and decoration.



Nos. QN87 and QN35

Newcastle Design

Symbol QN

Cast bronze and brass

Appropriate finishes

AZ15 . .	Ormolu brass	AY50 .	Imitation gold
AZ58 . .	"Oil rub"	GZ12	Gold

For description of finishes see page 91.

Knobs and roses

No.	Size	Description
QN35	2¼ x 2¼ inches	Knob with No. 0 (high) shank
QN272	2 inches diam.	Rose with thimble for lever handle

Escutcheons etc.

QN87	8½ x 2⅞ inches	Plate for 3½ to 4¼ in. locks, excepting three bolt locks
QN812	3 x 1⅜ "	Key plate for all locks
QN854	8½ x 2⅞ "	Cup for all sliding door locks
QN941	3¼ "	Lever handle

List number of lock to be associated with escutcheons must always be specified.



No. QN941

Locks in sets

QN2186	Inside doors	Lock 1500, knobs QN35, 2 QN87
QN137	Sliding doors	Lock 1706, 2 cups QN854
QN147	" "	Lock 1716, 4 cups QN854
QN157	" "	Lock 1726, 4 cups QN854

When ordering give list number (in the case of escutcheons also lock number) and finish. For finishes see page 91.



No. QN854

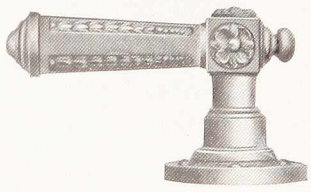

No. QN941

YALE

English Gothic School

THE periods of English Gothic are known as Lancet, 1189-1307; Decorated, 1307-1377; Perpendicular, 1370-1485. Perpendicular Gothic was the highest plane to which it rose and while certain examples of decoration in other periods of English Gothic are richer, more vigorous and more romantically suggestive, yet as a logical scheme of construction and decoration the Perpendicular remains the highest of English Gothic types.

Thomas Rickman is said to have applied the name because of the perpendicular lines, which persist through both the lower plain part of traceried windows and the upper decorated portion.

Hendon Design

Symbol TH

Cast bronze, brass and iron

Appropriate finishes

AX71 . . Verde antique
AZ58 . . . "Oil rub"
BY21 . Oxidized bronze
FX80 . . . Bower-Barff

For description of finishes see page 91.



Nos. TH89 and TH7

Knobs

No.	Size	Description
TH7	2½ x 2½ inches	Door knob with No. 0 (high) shank

Escutcheons

TH84	6⅝ x 2¾ inches	Plate for latches No. 1000 series *only*
TH87	8 x 2¾ "	" " " 2½ and 2¾ in. spacings *only*
TH89	10 x 2¾ "	Plate for 3, 3½ and 4 in. spacings of pin-tumbler locks *only*
TH89½	10 x 2¾ "	Plate with thumb-turn for 3¾ in. spacing of pin-tumbler locks *only*

List number of lock to be associated with escutcheons must always be specified. For escutcheons with thumb-turns add ½ to list number.

Other pieces

TH1425	10⅞ x 4½ inches	Knocker, door
TH1730	10⅞ x 4½ "	Push plate
XTH1730	16¾ x 2⅝ "	" " " with hole for cylinder

When ordering give list number (in the case of escutcheons also lock number) and finish. For finishes see page 91.



No. TH1425

YALE

Pembroke Design

Symbol KP

Cast bronze and brass

Appropriate finishes

AY21 . . . Old brass
AZ58 . . . "Oil rub"
BY21 . . Oxidized bronze
BY65 . . Statuary bronze
NX56 . . Oxidized nickel

For description of finishes see page 91.



Nos. KP92 and KP36



Nos. KP90 and KP35

Knobs

No.	Size	Description
KP37	2½ x 2½ inches	Door knob with No. 0 (high) shank
KP36	2½ x 2¼ "	" " " " " " "
KP35	2¼ x 2¼ "	" " " " " " "

Escutcheons

KP90	9¾ x 3⅛ inches	Plate for 3½ to 4¼ in. locks
KP92	15⅜ x 4¼ "	" " all other locks
KP854	9¾ x 3⅛ "	Cup for all sliding door locks

List number of lock to be associated with escutcheons must always be specified.
For escutcheons with thumb-turns add ½ to list number.

Other pieces

KP1413	5⅛ x 1¾ inches	Push button
KP1730	15⅜ x 4¼ "	Push plate
KP1349	1¾ x 5⅛ "	Sash lift, flush

Locks in sets

KP1786	**Inside doors**	Lock 1620 (page 199), knobs KP35, 2 escutcheons KP90
KP2186	" "	Lock 1500 (page 202), knobs KP35, 2 escutcheons KP90
KP2886	" "	Lock 1402 (page 207), knobs KP35, 1 escn. each KP90 and KP90½
KP3286	**Communicating**	Lock 1535 (page 192), knobs KP35, 1 escn. each KP90 and KP90½
KP3886	"	Lock 1525 (page 193), knobs KP35, 2 escutcheons KP90½
KP139	**Sliding doors**	Lock 1706 (page 215), 2 cup escutcheons KP854
KP149	" "	Lock 1716 (page 215), 4 cup escutcheons KP854
KP159	" "	Lock 1726 (page 215), 4 cup escutcheons KP854
KP8387	**Vestibule doors**	Lock 790 (page 222), knobs KP36, 1 escn. each KP92 and KP90
KP8287	**Front doors**	Lock 750 (page 222), knobs KP36, 1 escn. each KP92 and KP90½

When ordering give list number (in the case of escutcheons also lock number) and finish. For finishes see page 91.



No. KP1413



No. KP854



No. KP1349

Yarmouth Design

Symbol KY

Cast bronze, brass and iron

Appropriate finishes

AY22 . . . Old brass
BX67 . . Verde antique
CX22 . . . Old copper
SX52 . . Oxidized silver
FX80 . . Bower-Barff

For description of finishes see page 91.



No. KY314



No. MY850

Handles, etc.

No.	Size	Description
KY314	28 x 3¾ inches	Plate for locks Nos. 414¼, 428 and 472¼ series
KY595	" "	Pull, door
KY1730	" "	Push plate

Locks in sets

KY9560	**Store doors**	Lock 432¼ (page 230), 1 pair handles KY314



No. MY526

York Design

Symbol MY

Cast brass and iron

AZ10 . . . Buffed brass
AZ58 . . . "Oil rub"
AY22 . . . Old brass
FX80 . . . Bower-Barff

For description of finishes see page 91.

Knobs and escutcheons

No.	Size	Description
MY35	2¼ x 2¼ inches	Door knob with No. 0 (high) shank
MY225	2½ ins. diam.	Rose with No. 0 (high) thimble
MY2205	2 x 1⅛ inches	Plate for thumb-turn, etc.
MY812	" "	Key plate for all locks
MY850	5½ x 3 "	Cup for all sliding door locks

Other pieces

MY1133	2 ins. diam.	Cylinder ring
MY526	13¼ x 2½ inches	Pull, door
MY527	13¼ x 2½ "	" "
MY1730	15½ x 4 "	Push plate
MY1360	1¾ x 6 "	Sash lift, bar
MY925	3½ "	Lever handle
MY939	4⅞ "	" " (page 423)

Locks in sets

MY133	**Sliding doors**	Lock 1706, 2 cups MY850
MY143	" "	Lock 1716, 4 cups MY850
MY153	" "	Lock 1726, 4 cups MY850

When ordering give list number (in the case of escutcheons also lock number) and finish. For finishes see page 91.



Nos. MY35 and MY225



No. MY812

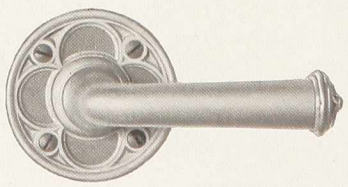

Nos. MY925 and MY225

French Gothic School

GOTHIC architecture reached its greatest development in France. The French influence was felt in Italy, Germany, Spain and England and indirectly in other countries, and even until about 1500 its vitality was evident in France. Notre Dame of Paris is one of the best French Gothic examples, and in Amiens, Caen, Bourges and other French cities are superb monuments of the style. The pointed arch, the use of clustered columns, intricate and logical types of vaulting, are the architectural features of French Gothic, while in decoration the use of foliage, beast, bird and human forms (often in grotesques) is common.

Alencon Design

Symbol LA

Cast bronze and iron

Appropriate finishes

CX22 . . . Old copper SX52 . Oxidized silver
FX80 . . Bower-Barff

For description of finishes see page 91.

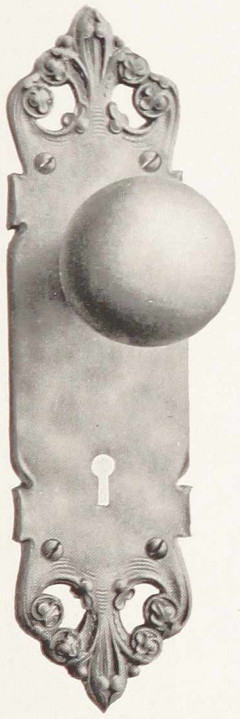

Nos. LA89 and D35

Knobs

No.	Size	Description
D37	2½ x 2½ inches	Door knob with No. 0 (high) shank
D36	2½ x 2¼ "	" " " " " "
D35	2¼ x 2¼ "	" " " " " "
LA10¼	1 inch diam.	Drawer knob with bolt and washer
LA10¾	" "	Shutter " " wood screw

Escutcheons and handles

LA181	6⅜ x 1¼ inches	Plate for locks for No. 269 and No. 1600 series *only*
LA181½	" "	Plate for locks No. 1605 series *only*
LA89	9⅞ x 2½ "	" " 3½ to 4½ in. locks
LA90	10⅞ x 2½ "	" " 4½ " 5½ " "
LA91	12⅝ x 2½ "	" " 5 " 7½ " "
LA8355	5⅞ x 1¼ "	" " thumb-turn, Tee or lever handle

When ordering give list number (in the case of escutcheons also lock number) and finish. For finishes see page 91.

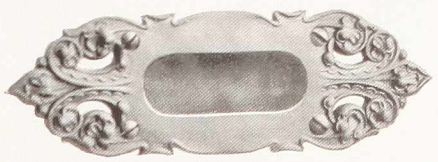

No. LA1349



No. LA854



No. LA314



No. LA1416

YALE

Alencon Design

Escutcheons and handles—continued

No.	Size	Description
LA812	3⅜ x 1⅜ inches	Key plate for all locks
LA854	9¾ x 2½ "	Cup for all sliding door locks
LA314	17½ x 2½ "	Handle for locks Nos. 414¼, 428 and 472¼ series

List number of lock to be associated with escutcheons must always be specified. For escutcheons with thumb-turns add ½ to list number.

Other pieces

LA1099	2¼ x 7⅞ inches	Drawer pull, drop
LA1425	5 x 8 "	Knocker, door
LA1531	2¼ x 8 "	Letter drop plate
LA1551	2¼ x 8¼ "	Hood for above
LA545	12⅝ x 2½ "	Pull, door
LA1416	8 x 2½ "	Push button
LA1730	12⅝ x 2½ "	Push plate
	18 x 2½ "	" "
	24 x 4 "	" "
LA1360	1¼ x 7¼ "	Sash lift, bar
LA1349	1¼ x 4⅞ "	" " flush

Locks in sets

LA1786	**Inside doors**	Lock 1620 (page 199), knobs D35, 2 escutcheons LA89
LA2186	" "	Lock 1500 (page 202), knobs D35, 2 escutcheons LA89
LA2888	" "	Lock 1402 (page 207), knobs D35, 1 escutcheon each LA90 and LA90½
LA3286	**Communicating**	Lock 1535 (page 192), knobs D35, 1 escutcheon each LA89 and LA89½
LA3686	"	Lock 1525 (page 193), knobs D35, 2 escutcheons LA89½
LA139	**Sliding doors**	Lock 1706 (page 215), 2 cups LA854
LA149	" "	Lock 1716 (page 215), 4 cups LA854
LA159	" "	Lock 1726 (page 215), 4 cups LA854
LA8388	**Vestibule doors**	Lock 790 (page 222), knobs D36, 1 escn. each LA91 and LA90
LA8288	**Front doors**	Lock 750 (page 222), knobs D36, 1 escn. each LA91 and LA90½
LA9360	**Store doors**	Lock 414¼ (page 230), 1 pair handles LA314

When ordering give list number (in the case of escutcheons also lock number), size and finish. For finishes see page 91.



No. LA1425



Nos. LA91 and D36

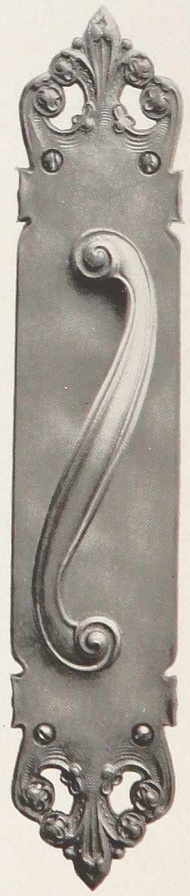

No. LA545

Beauvais Design

Symbol HB

Cast bronze, brass and iron

Appropriate finishes

AZ10 . . Buffed brass
AY22 . . . Old brass
BY14 . . Dark bronze
SY52 . Oxidized silver
FX80 . . Bower-Barff

For description of finishes see page 91.



No. HB314

Knobs

No.	Size	Description
D37	2½ x 2½ inches	Door knob with No. 0 (high) shank
D36	2½ x 2¼ "	" " " " " "
D35	2¼ x 2¼ "	" " " " " "
HB10¼	1 inch diam.	Drawer knob with bolt and washer
HB10¾	" "	Shutter " " wood screw

Escutcheons and handles

HB181	5¼ x 1¾ inches	Plate for locks No. 1600 series *only*
HB181½	" "	" " " " 1605 " "
HB180	5⅜ x 1 "	" " lock No. 269 *only*
HB89	10⅜ x 2¾ "	" " 3½ to 4½ in. locks
HB90	12 x 2¾ "	" " 4½ to 5½ " "
HB91	14 x 2¾ "	" " 5 to 7½ " "
HB8054	5½ x ⅞ "	" " thumb-turn, etc.
HB812	2⅞ x ⅞ "	Key plate for all locks
HB854	10⅜ x 2¾ "	Cup for all sliding door locks
HB314	23⅝ x 4⅜ "	Handle for locks Nos. 414¼, 428 and 472¼ series

List number of lock to be associated with escutcheons must always be specified. For escutcheons with thumb-turns add ½ to list number.

Other pieces

HB1099	1¾ x 5¼ inches	Drawer pull, drop
HB1952	18 x 14⅝ x 4⅜ ins.	Hinge plate, top and bottom
HB1969	18 x 4⅝ "	" " " middle
	28 x 4¾ "	" " " "
HB1958	23¾ x 23¾ x 4½ "	" " " angle
HB1435	8 x 29 "	Kick plate
HB1436	22½x30¼x4½x8 "	" " " and bottom hinge plate
HB1437	23¾ x 23¾x4½ "	" " " " middle " "
HB508	12 x 2¾ inches	Pull, door
HB554	15⅞ x 3¾ "	" "
HB589	18⅛ x 4½ "	" "
HB1416	6½ x 2¾ "	Push button
HB1730	12 x 2¾ "	Push plate
	15⅞ x 3¾ "	" "
	18⅛ x 4½ "	" "
HB1349	1¾ x 5¼ "	Sash lift, flush

When ordering give list number (in the case of escutcheons also lock number), size and finish. For finishes see page 91.



No. HB1099



No. HB589



No. HB1416

Cuts third size

YALE

Beauvais Design



Nos. HB89 and D35

Locks in sets

Set No.		Description
HB1788	**Inside doors**	Lock 1620 (page 199), knobs D35, 2 escutcheons HB89
HB2188	" "	Lock 1500 (page 202), knobs D35, 2 escutcheons HB89
HB2888	" "	Lock 1402 (page 207), knobs D35, 1 escn. each HB89 and HB89½
HB3288	**Communicating**	Lock 1535 (page 192), knobs D35, 1 escn. each HB89 and HB89½
HB3688	"	Lock 1525 (page 193), knobs D35, 2 escutcheons HB89½
HB139	**Sliding doors**	Lock 1706 (page 215), 2 cup escutcheons HB854
HB149	" "	Lock 1716 (page 215), 4 cup escutcheons HB854
HB159	" "	Lock 1726 (page 215), 4 cup escutcheons HB854
HB8388	**Vestibule doors**	Lock 790 (page 222), knobs D36, 1 escn. each HB91 and HB89
HB8288	**Front doors**	Lock 750 (page 222), knobs D36, 1 escn. each HB91 and HB89½
HB9560	**Store doors**	Lock 432¼ (page 230), 1 pair handles HB314
HB9710	" "	Lock 472¼ (page 230), 1 pair handles HB314

When ordering give list number (in the case of escutcheons also lock number) and finish. For finishes see page 91.



No. HB854



No. HB1349

Epernay Design

Symbol TE

Cast bronze

Appropriate finishes

CX22 . . . Old copper **SX52** . Oxidized silver

For description of finishes see page 91.



No. TE1958

Cabinet hardware

No.	Size	Description
TE1099	1¼ x 5⅛ inches	Drawer pull, drop
TE803	2⅞ x 1½ "	Key plate for bit key locks
TE1958	6½ x 1⅛ "	Hinge plate, middle

When ordering give list number, hand and finish. For finishes see page 91.



No. TE803



No. TE1958



No. TE1099

YALE



No. JI543

Ivry Design

Symbol JI

Hand wrought and cast bronze and brass

Appropriate finishes

AZ10 . . Buffed brass CX22 . . Old copper SY10 . . Silver

For description of finishes see page 91.



No. JI802

Cabinet hardware

No.	Size	Description
JI1098	2¼ x 5¾ inches	Drawer pull, drop
JI1099	1 x 6 "	" " "
JI1975	6⅛ x 5½ x ⅞ ins.	Hinge plate, corner
	16 x 7⅛ x 1¼ "	" " "
	16 x 4½ x 1¼ "	" " "
JI1952	6⅝ x 6¼ x 1 "	" " top and bottom
JI802	1 x 5⅞ inches	Key plate for bit key locks
JI803	6½ x ⅞ "	" " " " " "
JI812	5 x 1 "	" " " " all locks
JI543	6⅝ x 2½ "	Pull, door and key plate

When ordering give list number, size, hand and finish.



No. JI1952



No. JI1098



No. JI1975

Tours Design

Symbol NT

Cast bronze and iron

Appropriate finishes

CX22 . Old copper SX52 . Oxidized silver FX80 . Bower-Barff



No. NT1969



No. NT802

Cabinet hardware

No.	Size	Description
NT1099	1½ x 4⅞ inches	Drawer pull, drop
NT802	1¾ x 4½ "	Key plate for bit key locks
NT1803	3⅛ x 1⅛ "	" " " " " " "
NT3803	3¾ x 1½ "	" " " " " "
NT4803	4½ x 1¾ "	" " " " " "
NT804	1¾ x 4½ "	" " " " flat key "
NT805	4½ x 1¾ "	" " " " " " "
NT1969	6⅝ x 1⅝ "	Hinge plate, middle
NT1952	6½ x 4⅜ x 1¾ ins.	" " top and bottom

When ordering give list number, size, hand and finish.



No. NT1952



No. NT1099



No. NT1952

Cuts third size

Cuts third size

German Gothic School

GERMAN Gothic was much inspired by the French, the Germans keeping the same relation to French art as they did in the Renaissance period to Italian art.

A lack of delicate inspired perception often produced a hard uncompromising feeling. Some of the earlier, simpler forms are more impressive and the peasant carvings and the work of the early German metal-workers are full of true Gothic vigor and inspiration, such as we often see in the early work of France and Italy.

Cologne Design

Symbol RC

Cast bronze and iron

Appropriate finishes

BY65	Statuary bronze	SX52	Oxidized silver
CX22	Old copper	FX80	Bower-Barff

For description of finishes see page 91.



Nos. RC87 and RC35

Knobs and roses

No.	Size	Description
RC37	2½ x 2½ inches	Door knob with No. 0 (high) shank
RC36	2½ x 2¼ "	" " " " " " "
RC35	2¼ x 2¼ "	" " " " " " "
RC223	2¼ ins. diam.	Rose with No. 0 (high) thimble

Escutcheons

RC85½	7¼ x 2¼ inches	Plate for lock No. 1534 *only*
RC87	8⅝ x 2⅝ "	" " locks with 2½ and 2¾ in. spacings *only*

When ordering give list number (in the case of escutcheons also lock number) and finish. For finishes see page 91.



No. RC854



No. RC1349



No. RC1360



No. RC1099

YALE

Cuts third size

Cologne Design



Nos. RC90 and RC36

Escutcheons—continued

No.	Size	Description
RC88	9⅝ x 2⅞ inches	Plate for inside of locks Nos. 726 and 670 series *only*
RC89	10⅜ x 3⅛ "	Plate for outside of locks Nos. 726 and 766, 790 and 670 series *only*
RC90	11½ x 3⅛ "	Plate for outside of locks Nos. 750 and 676 series *only*
RC91	12 x 3⅝ "	Plate for locks Nos. 614¼ and 654¼ series *only*
RC802	1 x 2 "	Key plate for bit key cabinet locks
RC812	2 x 1 "	" " " all locks
RC854	8⅝ x 2⅝ "	Cup for all sliding door locks

List number of lock to be associated with escutcheons must always be specified For escutcheons with thumb-turns add ½ to list number.

Other pieces

RC1099	1½ x 4⅜ inches	Drawer pull, drop
RC1532	2¼ x 8 "	Letter drop plate
RC1552	2¼ x 8⅛ "	Hood for above
RC569	13⅜ x 3⅝ "	Pull, door
RC1416	5¾ x 2¼ "	Push button
RC1730	13⅜ x 3½ "	Push plate
RC1360	2 x 7⅝ "	Sash lift, bar
RC1349	1½ x 4⅜ "	" " flush



No. RC569

Locks in sets

RC2186	**Inside doors**	Lock 1500 (page 202), knobs RC35, 2 escutcheons RC87
RC3584	**Communicating**	Lock 1534 (page 192), knobs RC35, 2 escutcheons RC85½
RC137	**Sliding doors**	Lock 1706 (page 215), 2 cup escutcheons RC854
RC147	" "	Lock 1716 (page 215), 4 cup escutcheons RC854
RC157	" "	Lock 1726 (page 215), 4 cup escutcheons RC854
RC8388	**Vestibule doors**	Lock 790 (page 222), knobs RC36, 2 escutcheons RC89
RC8289	**Front doors**	Lock 750 (page 222), knobs RC36, 1 escutcheon each RC90 and RC90½



No. RC1416



No. RC802

When ordering give list number (in the case of escutcheons also lock number) and finish. For finishes see page 91.



No. RC1532



No. RC155

Coburg Design

Symbol QC

Cast bronze, brass and iron

Appropriate finishes

AY22 . . Old brass SX52 . Oxidized silver
FX80 . . Bower-Barff

For description of finishes see page 91.



Nos. QC94 and QC36



No. QC1416

Knobs, escutcheons etc.

No.	Size	Description
QC37	2½ x 2½ inches	Door knob with No. 0 (high) shank
QC36	2½ x 2¼ "	" " " " " " "
QC35	2¼ x 2¼ "	" " " " " " "
QC89	10⅜ x 3¼ "	Plate for 3½ to 4½ in. locks
QC90	11¼ x 3¼ "	" " 4½ to 5½ " "
QC94	17¼ x 4⅜ "	" " 5 to 7½ " "
QC812	3¼ x 1⅜ "	Key plate for all locks
QC854	10⅜ x 3¼ "	Cup for all sliding door locks
QC314	23½ x 4¼ "	Handle for locks Nos. 414¼, 428 and 472¼ series

List number of lock to be associated with escutcheons must always be specified
For escutcheons with thumb-turns add ½ to list number.

Other pieces

QC589	17¼ x 4⅜ inches	Pull, door
QC1416	7⅜ x 3¼ "	Push button
QC1730	17 x 3¼ "	Push plate
	17¼ x 4⅜ "	" "
QC1349	2 x 6¼ "	Sash lift, flush

Locks in sets

QC1788	**Inside doors**	Lock 1620 (page 199), knobs QC35, 2 escutcheons QC89
QC2188	" "	Lock 1500 (page 202), knobs QC35, 2 escutcheons QC89
QC2888	" "	Lock 1402 (page 207), knobs QC35, 1 escn. each QC89 and QC89½
QC3288	**Communicating**	Lock 1535 (page 192), knobs QC35, 1 escn. each QC89 and QC89½
QC3688	"	Lock 1525 (page 193), knobs QC35, 2 escutcheons QC89½
QC139	**Sliding doors**	Lock 1706 (page 215), 2 cups QC854
QC149	" "	Lock 1716 (page 215), 4 cups QC854
QC159	" "	Lock 1726 (page 215), 4 cups QC854
QC8388	**Vestibule doors**	Lock 790 (page 222), knobs QC36, 1 escn. each QC94 and QC89
QC8288	**Front doors**	Lock 750 (page 222), knobs QC36, 1 escn. each QC94 and QC89½
QC9560	**Store doors**	Lock 432¼ (page 230), 1 pair QC314

When ordering give list number (in the case of escutcheons also lock number), size and finish. For finishes see page 91.



No. QC1349



Nos. QC89 and QC35



No. QC854



Nos. JF93 and JF37

Florensac Design

Symbol JF

Cast bronze and iron

Appropriate finishes

CX22 . . . Old copper SX52 . Oxidized silver
FX80 . . Bower-Barff

For description of finishes see page 91.

Knobs, escutcheons etc.

No.	Size	Description
JF37	2½ x 2½ inches	Door knob with No. 0 (high) shank
JF93	16¼ x 3⅝ "	Plate for Nos. 726 and 766 series *only*
JF4205	3 x 1⅛ "	" " thumb-turn, etc.
JF812	" "	Key plate for all locks
JF314	19½ x 3¾ "	Handle for locks Nos. 414½, 428 and 472¼ series
JF567	16¼ x 3⅝ "	Pull, door
JF1416	6⅜ x 2⅞ "	Push button
JF1730	16¼ x 3⅝ "	Push plate

List number of lock to be associated with escutcheons must always be specified.
For escutcheons with thumb-turns add ½ to list number.



No. JF1416

Jessen Design

Symbol MJ

Cast bronze and iron

Appropriate finishes

CX22 . . . Old copper SY55 . Platinum silver
SX52 . Oxidized silver GX12 . . . . Gold
FX80 . . Bower-Barff

Cabinet hardware

No.	Size	Description
MJ1099	3½ x 7 inches	Drawer pull, drop
MJ1975	5 x 4¾ "	Hinge plate, corner
MJ1969	4⅞ x 2½ "	" " middle
	6⅛ x 3 "	" " "
MJ1958	7¼ x 3½ "	" " " for 3 in. butts
MJ1803	3⅛ x ⅞ "	Key plate for bit key locks
MJ3803	3¼ x 1⅛ "	" " " " " "
MJ8803	6⅝ x 1½ "	" " " " " "
MJ3805	3¼ x 1⅛ "	" " " flat key "
MJ8805	6⅝ x 1½ "	" " " " " "

When ordering give list number (in the case of escutcheons also lock number), size and finish. For finishes see page 91.



No. MJ8803



No. MJ1975

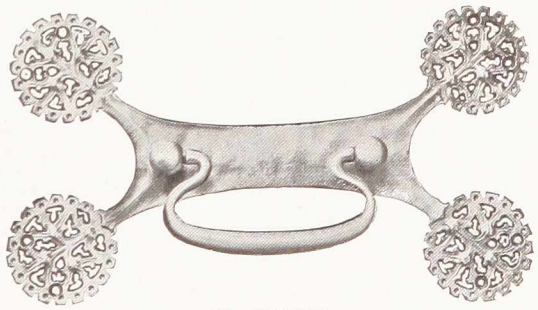

No. MJ1099



No. MJ1958

German Gothic School

Cuts third size

Kelp Design

Symbol IK

Cast bronze and iron

Appropriate finishes

CX22 . . Old copper FX80 . . Bower-Barff

For description of finishes see page 91.



Nos. IK90 and IK6



No. IK569

Knobs and roses

No.	Size	Description
IK7	2½ x 2½ inches	Door knob with No. 0 (high) shank
IK6	2½ x 2¼ "	" " " " " " "
IK5	2¼ x 2¼ "	" " " " " " "
IK403	1¾ ins. diam.	" " " closet spindle
IK1½	1¼ " "	" " " mortise bolt spindle
IK1¼	" " "	Drawer knob with bolt and washer
IK0¾	1⅛ " "	Shutter " " wood screw
IK225	2½ " "	Rose with No. 0 (high) thimble
IK240	2⅞ x 2⅝ "	" " " " "

Escutcheons and handles

IK181	5⅛ x 1¼ inches	Plate for locks No. 269 and No. 1600 series *only*
IK181½	" "	Plate for locks No. 1605 series *only*
IK84	6¼ x 2 "	" " 3½ to 4¼ in. locks
IK85	7¼ x 2⅞ "	" " 3½ " 4½ " "
IK90	12¼ x 3¾ "	" " Nos. 726 and 766 series *only*
IK91	12⅝ x 3¾ "	Plate for locks Nos. 614¼ and 654¼ series *only*
IK92	13¾ x 3⅝ "	Plate for Nos. 750 and 790 series *only*
IK3005	2½ x ⅞ "	" " thumb-turn, etc.
IK3405	2½ x 1⅜ "	" " " "
IK5345	3½ x 1¼ "	" " " "
IK7354	4½ x 1¼ "	" " " "
IK7355	" "	" " " "
IK812	2⅜ x 1¼ "	Key plate for all locks
IK820	3½ x 1¼ "	" " " 1402 lock *only*
IK850	8 x 3¼ "	Cup for all sliding door locks
IK854	12 x 3¾ "	" " " " " "
IK314	20¼ x 3⅞ "	Handle for locks Nos. 414¼, 428 and 472¼ series

List number of lock to be associated with escutcheons must always be specified. For escutcheons with thumb-turns add ½ to list number.

Other pieces

IK53	5½ x 2 inches	Bolt, mortise single extension
IK58	6½ x 2 "	" " " " "
IK123	2 x 6 "	Fastener, chain door
IK1532	3⅛ x 7⅛ "	Letter drop plate
IK1420	4½ x 2 "	Pull, bell

When ordering give list number (in the case of escutcheons also lock number) and finish. For finishes see page 91.



No. IK850



No. IK1416



No. IK1062



No. IK1098

YALE



No. IK1969
5 x 1½ ins.



No. IK803



No. IK1969
5 x 1½ ins.

Kelp Design

Other pieces—continued

No.	Size		Description
IK508	7½ x 2	inches	Pull, door
IK567	13½ x 3¾	"	" "
IK569	15¼ x 3¾	"	" "
IK1416	6⅜ x 2⅞	"	Push button
IK1419	7 x 2¾	"	" " with mouth piece
IK1730	14⅛ x 3⅛	"	Push plate
	15¼ x 3¾	"	" "
	27 x 3¾	"	" "
IK1361	2 x 5¼	"	Sash lift, bar
IK1362	2 x 4¼	"	" " "
IK1365	1¼ x 6	"	" " "
IK1348	1½ x 4	"	" " flush
IK1349	2⅛ x 5¼	"	" " "
IK11349	"	"	" " " locking
IK1246	1½ x 2½	"	Sash socket
IK1385	3⅝ x 2	"	Shutter bar
IK1386	2 x 3	"	" "
IK1430	3⅞ x 2¼	"	Switch plate, 2 buttons

Cabinet hardware

IK1061	1¼ x 2½	inches	Drawer pull, surface
IK1062	1⅝ x 3⅝	"	" " "
IK1092	1¾ x 4¼	"	" " flush
IK1098	1½ x 4⅜	"	" " drop
IK1099	2 x 4⅞	"	" " "
IK1952	5 x 4	x 1⅝ ins.	Hinge plate, top and bottom
	11¾ x 8¾	x 3¾ "	" " " " " "
IK1975	9 x 8	x 2½ "	" " corner
	10½ x 10½	x 3¾ "	" " "
	13¾ x 8¾	x 3¾ "	" " "
IK1969	5 x 1½	inches	" " middle
	11¾ x 3¾	"	" " "
	3¾ x 4¼	"	" " "
	3⅝ x 1⅛	"	" " "
IK802	1¼ x 2⅜	"	Key plate for bit key locks
IK803	2⅜ x 1¼	"	" " " " " " "
IK804	1¼ x 2⅜	"	" " " flat key "
IK805	2⅜ x 1¼	"	" " " " " " "

Locks in sets

IK2134	**Inside doors**	Lock 1500, IK5, 2 IK85
IK137	**Sliding doors**	Lock 1706, 2 cups IK850
IK147	" "	Lock 1716, 4 cups IK850
IK157	" "	Lock 1726, 4 cups IK850
IK8339	**Vestibule doors**	Lock 790, IK6, 2 IK92
IK8239	**Front doors**	Lock 750, IK6, 1 IK92 and IK92½
IK9520	**Store doors**	Lock 432¼, 1 pair IK314

When ordering give list number (in the case of escutcheons also lock number), size and finish. For finishes see page 91.



No. IK314



No. IK1952, 5 x 4 x 1⅝ ins.



No. IK802



No. IK1062



No. IK1952, 5 x 4 x 1⅝ ins.

Oldenburg Design

Symbol IO

Cast bronze and iron

Appropriate finishes

BY65 . Statuary bronze
CX22 . . . Old copper
SX52 . Oxidized silver
FX80 . . Bower-Barff

For description of finishes see page 91.



Nos. IO90 and IO37



No. IO419

Knobs, escutcheons etc.

No.	Size		Description
IO37	2½ x 2½	inches	Door knob with No. 0 (high) shank
IO90	11⅝ x 4	"	Plate for all pin-tumbler vestibule and front door locks
IO419	5⅛ x 3	"	Hook, coat and hat
IO1438	55¾ x 35¼ 11⅝ x 5⅝	"	Kick and escutcheon plate
IO1360	1⅝ x 8	"	Sash lift, bar
IO1349	1⅝ x 6⅛	"	" " flush

List number of lock to be associated with escutcheons must always be specified. For escutcheons with thumb-turns add ½ to list number.

Locks in sets

IO8589	**Vestibule doors**	Lock 766 (page 224), knobs IO37, 2 escutcheons IO90
IO8489	**Front doors**	Lock 726 (page 224), knobs IO37, 1 escn. each IO90 and IO90½



Nos. WS93 and WS36



No. IO1349



No. WS854

Saarbruck Design

Symbol WS

Cast bronze and iron

Appropriate finishes

CX22 . . . Old copper
SX52 . Oxidized silver
GX12 . . . . . Gold
FX80 . . Bower-Barff

For description of finishes see page 91.

Knobs

No.	Size	Description
WS37	2½ x 2½ inches	Door knob with No. 0 (high) shank
WS36	2½ x 2¼ "	" " " " " " "
WS35	2¼ x 2¼ "	" " " " " " "

When ordering give list number (in the case of escutcheons also lock number) and finish. For finishes see page 91.



No. WS1349

YALE

Cuts third size

Saarbruck Design



Nos. WS90 and WS35

Escutcheons

No.	Size	Description
WS90	11¾ x 3⅜ inches	Plate for all inside door locks
WS93	16 x 3⅜ "	" " " pin-tumbler vestibule and front door locks
WS812	1½ inches diam.	Key plate for all locks
WS854	11¾ x 3⅜ inches	Cup for all sliding door locks

List number of lock to be associated with escutcheons must always be specified. For escutcheons with thumb-turns add ½ to list number.

Other pieces

WS1962	5 x 19	inches	Hinge plate, middle
	4 x 15	"	" " "
WS1972	6⅛ x 19	"	Strap hinge, 2 in. butt
	6⅛ x 23	"	" " " "
WS587	16 x 3⅜	"	Pull, door
WS1416	7½ x 3⅜	"	Push button
WS1730	16 x 3⅜	"	Push plate
WS1349	1⅝ x 5½	"	Sash lift, flush

Locks in sets

WS1789	**Inside doors**	Lock 1620 (page 199), knobs WS35, 2 escutcheons WS90
WS2189	" "	Lock 1500 (page 202), knobs WS35, 2 escutcheons WS90
WS2889	" "	Lock 1402 (page 207), knobs WS35, 1 escn. each WS90 and WS90½
WS3289	**Communicating**	Lock 1535 (page 192), knobs WS35, 1 escn. each WS90 and WS90½
WS3689	"	Lock 1525 (page 193), knobs WS35, 2 escutcheons WS90½
WS139	**Sliding doors**	Lock 1706 (page 215), 2 cup escutcheons WS854
WS149	" "	Lock 1716 (page 215), 4 cup escutcheons WS854
WS159	" "	Lock 1726 (page 215), 4 cup escutcheons WS854
WS8389	**Vestibule doors**	Lock 790 (page 222), knobs WS36, 2 escutcheons WS93
WS8289	**Front doors**	Lock 750 (page 222), knobs WS36, 1 escn. each WS93 and WS93½



No. WS587



No. WS812



No. WS1416

When ordering give list number (in the case of escutcheons also lock number), size and finish. For finishes see page 91.



No. WS1972

Italian Gothic School

GOTHIC was introduced into Italy at the end of the twelfth century from Eastern France and the Rhenish districts, probably by the Cistercians, but underwent an amazing transformation from such work as that at Pisa to the more intricate detail of its later interpretations. Venetian Gothic is probably better known to the average man to-day than that of other localities and the designs of the Venetians established practically a new school flavored by the orientalism so pronounced in most Venetian art. The trefoil, quatrefoil, cusps and embossed acanthus leaves, patterns in brick and marble and figures of men and animals, pinnacles and beautiful perforated work are all used in profusion.



Nos. MI92 and MI37

Imola Design

Symbol MI

Cast bronze and brass

AX71 . . . Olive green
AY22 . . . . Old brass
BY65 . . Statuary bronze
FX80 . . Bower-Barff

For description of finishes see page 91.

Knobs

No.	Size	Description
MI37	2½ x 2½ inches	Door knob with No. 0 (high) shank

Escutcheons

MI92	14⅞ x 4½ inches	Plate for locks Nos. 750 and 790 series

List number of lock to be associated with escutcheons must always be specified.
For escutcheons with thumb-turns add ½ to list number.

Other pieces

MI1127	1¼ inches diam.	Cylinder head (page 346)
MI1730	14⅞ x 4½ inches	Push plate

Locks in sets

MI8399	**Vestibule doors**	Lock 790 (page 222), knobs MI37, 2 escutcheons MI92
MI8299	**Front doors**	Lock 750 (page 222), knobs MI37, 1 escn. each MI92 and MI92½

When ordering give list number (in the case of escutcheons also lock number) and finish. For finishes see page 91.



No. MI1730

YALE

Cuts third size

Murano Design

Symbol SM

Cast bronze

Appropriate finishes

CX22 . . Old copper
SY55 . . Platinum silver
SX52 . . Oxidized silver
GY10 . . . . Gold

For description of finishes see page 91.



Nos. SM89 and SM35



No. SM1730

Knobs

No.	Size	Description
SM35	2¼ x 2¼ inches	Door knob with No. 0 (high) shank

Escutcheons

SM89	10¾ x 2⅝ inches	Plate for all inside door locks
SM854	9½ x 2⅝ "	Cup " " sliding " "

List number of lock to be associated with escutcheons must always be specified. For escutcheons with thumb-turns add ½ to list number.

Other pieces

SM1416	7⅛ x 2½ inches	Push button
SM1730	10¾ x 2⅝ "	Push plate
SM1349	1⅞ x 5⅛ "	Sash lift, flush

Locks in sets

SM1788	**Inside doors**	Lock 1620 (page 199), knobs SM35, 2 escutcheons SM89
SM2188	" "	Lock 1500 (page 202), knobs SM35, 2 escutcheons SM89
SM2888	" "	Lock 1402 (page 207), knobs SM35, 1 escn. each SM89 and SM89½
SM3288	**Communicating**	Lock 1535 (page 192), knobs SM35, 1 escn. each SM89 and SM89½
SM3688	"	Lock 1525 (page 193), knobs SM35, 2 escutcheons SM89½
SM109	**Sliding doors**	Lock 1705 (page 214), 2 cup escutcheons SM854
SM119	" "	Lock 1715 (page 214), 4 cup escutcheons SM854
SM129	" "	Lock 1725 (page 214), 4 cup escutcheons SM854
SM139	" "	Lock 1706 (page 215), 2 cup escutcheons SM854
SM149	" "	Lock 1716 (page 215), 4 cup escutcheons SM854
SM159	" "	Lock 1726 (page 215), 4 cup escutcheons SM854

When ordering give list number (in the case of escutcheons also lock number) and finish. For finishes see page 91.



No. SM854



No. SM1416



No. SM1349

Tudor Gothic School

ENGLISH Gothic from 1485-1546, really the last word of the Perpendicular, was known as Tudor from the reigning house. The Tudor rose is one of its most familiar decorative forms and the sloping arch flatly pointed is well known, while the Tudor flower, a trefoil sharply pointed and modelled (dividing each one of the larger trefoils into smaller ones), is another oft recurring motive. This style is also known as Florid Gothic and continued even into Elizabethan times down to 1603, but its best examples were produced probably in the latter part of the XVI century.

Hatton Design

Symbol OH

Cast bronze and brass

Appropriate finishes

AX71 . . . Olive green BY14 . . Oxidized bronze
AZ58 . . "Oil rub"

For description of finishes see page 91.



Nos. OH86 and OH67



Nos. OH15 and OH224

Knobs and roses

No.	Size	Description
OH67	2½ x 1¾ inches	Door knob with No. 0 (high) shank
OH15	2¼ x 2¼ "	" " " " " "
OH10½	1⅛ inches diam.	" " " mortise bolt spindle
OH224	2⅜ " "	Rose with No. 0 (high) thimble
OH273	" " "	" " thimble for lever handle

Escutcheons

OH86	7¾ x 2½ inches	Plate for all inside locks not exceeding 5½ ins. and Nos. 726 and 766 series
OH88	8⅝ x 1½ "	Plate for all inside locks not exceeding 6 ins. *only*
OH4005	3 x ⅞ "	Plate for thumb-turn, Tee or lever handle

List number of lock to be associated with escutcheons must always be specified.
For escutcheons with thumb-turns add ½ to list number.

Other pieces

OH949	3⅞ inches	Lever handle
OH1730	11⅛ x 1¾ "	Push plate

When ordering give list number (in the case of escutcheons also lock number) and finish. For finishes see page 91.



Nos. OH949 and OH273



No. OH1730

Greek School

IN architecture and the allied arts from 470 B. C. to 372 B. C., the art of Greece reached a plane which many nations have since earnestly tried to attain. The influence of Phoenician, Egyptian and other art upon that of Greece through the intercourse of commerce and travel we may never fully know, but we realize that, like all art, that of Greece was not a sudden growth, but largely due to the accumulated force of previous knowledge, such a force as Italy knew during the Renaissance.

Greek decoration is known by its swastika, fret or meander patterns, its pure treatment of the acanthus, honeysuckle, or palm in anthemions or otherwise, its egg and dart, laurel, ivy, etc. Restraint and vigor, delicacy and strength, romance and convention have never been so wonderfully interpreted in architecture and decoration as in Greece.

Argos Design

Symbol QA

Cast bronze, brass and iron

Appropriate finishes

AZ15 . .	Ormolu brass	SX52 . .	Oxidized silver
CX22 . . .	Old copper	FX80 . .	Bower-Barff

For description of finishes see page 91.



Nos. QA89 and QA26

Knobs

No.	Size	Description
QA27	2½ x 2½ inches	Door knob with No. 0 (high) shank
QA26	2½ x 2¼ "	" " " " " "
QA25	2¼ x 2¼ "	" " " " " "

Escutcheons

QA181	5⅜ x 1⅜ inches	Plate for locks No. 269 and No. 1600 series *only*
QA181½	" "	Plate for locks No. 1605 series *only*
QA84	6⅝ x 2⅜ "	" " 3½ to 4 in. locks
QA87	8 x 3 "	" " 4¼ to 5½ " "

When ordering give list number (in the case of escutcheons also lock number) and finish. For finishes see page 91.



No. QA1099



No. QA542

YALE

Argos Design



Nos QA84 and QA25

Escutcheons—continued

No.	Size	Description
QA89	10⅞ x 3 inches	Plate for 5 to 7½ in. locks
QA6355	4 x 1¼ "	" " thumb-turn, Tee or lever handle
QA6405	4⅛ x 1⅜ "	Plate with thimble for lever handle
QA812	2⅛ x 1¼ "	Key plate for all locks
QA854	8 x 3 "	Cup for all sliding door locks

List number of lock to be associated with escutcheons must always be specified. For escutcheons with thumb-turns add ½ to list number.

Other pieces

QA1099	1¼ x 4½ inches	Drawer pull, drop
QA542	10⅞ x 3 "	Pull, door
QA1416	4⅝ x 3 "	Push button
QA1730	10⅞ x 3 "	Push plate
	15¾ x 3½ "	" "
	18¼ x 3½ "	" "
QA1349	2 x 4⅛ "	Sash lift, flush
QA11349	" "	" " " locking

No. QA812

Locks in sets

QA1743	**Inside doors**	Lock 1620 (page 199), knobs QA25, 2 escutcheons QA84
QA2145	" "	Lock 1500 (page 202), knobs QA25, 2 escutcheons QA87
QA2845	" "	Lock 1402 (page 207), knobs QA25, 1 escn. each QA87 and QA87½
QA3245	**Communicating**	Lock 1535 (page 192), knobs QA25, 1 escn. each QA87 and QA87½
QA3645	"	Lock 1525 (page 193), knobs QA25, 2 escutcheons QA87½
QA137	**Sliding doors**	Lock 1706 (page 215), 2 cup escutcheons QA854
QA147	" "	Lock 1716 (page 215), 4 cup escutcheons QA854
QA157	" "	Lock 1726 (page 215), 4 cup escutcheons QA854
QA8346	**Vestibule doors**	Lock 790 (page 222), knobs QA26, 1 escn. each QA89 and QA87
QA8246	**Front doors**	Lock 750 (page 222), knobs QA26, 1 escn. each QA89 and QA87½

When ordering give list number (in the case of escutcheons also lock number), size and finish. For finishes see page 91.



No. QA1730
18¼ x 3½ inches



No. QA854



No. QA1349



No. QA1416

YALE

Athens Design

Symbol TA

Cast bronze and iron

Appropriate finishes

CY22 . . . Old copper — GY10 . . . . Gold
SY52 . Oxidized silver — FX80 . . . Bower-Barff

For description of finishes see page 91.



Nos. TA92 and TA6



Nos. TA92 and KA56

Knobs

No.	Size	Description
TA7	2½ x 2½ inches	Door knob with No. 0 (high) shank
TA6	2½ x 2¼ "	" " " " " "
TA5	2¼ x 2¼ "	" " " " " "
KA57	2½ x 2½ "	" " " " " "
KA56	2½ x 2¼ "	" " " " " "
KA55	2¼ x 2¼ "	" " " " " "
TA0¼	1⅛ ins. diam.	Drawer knob with bolt and washer
TA0¾	" " "	Shutter " " wood screw

Escutcheons and handles

TA181	5½ x 1¼ inches	Plate for locks No. 269 and No. 1600 series *only*
TA181½	" "	Plate for locks No. 1605 series *only*
TA86	7¼ x 2¾ "	" " 3½ to 4½ in. locks
TA88	9 x 3⅛ "	" " 4½ to 5½ " "
TA90	12⅛ x 3½ "	" " 5 to 7½ " "
TA92	15 x 3⅝ "	" " " " " " "
TA1205	1⅞ x 1⅛ "	" " thumb-turn, etc.
TA812	" "	Key plate for all locks
TA850	7¼ x 2¾ "	Cup for all sliding door locks
TA854	9 x 3⅛ "	" " " " " "
TA314	15 x 3⅝ "	Handle for locks Nos. 414¼, 428 and 472¼ series

List number of lock to be associated with escutcheons must always be specified. For escutcheons with thumb-turns add ½ to list number.

Other pieces

TA1099	1¼ x 4⅝ inches	Drawer pull, drop
TA1531	2⅜ x 6⅝ "	Letter drop plate
TA1416	5 x 3 "	Push button
TA1730	15 x 3⅝ "	Push plate
TA1348	1½ x 4½ "	Sash lift, flush
TA1349	2 x 4½ "	" " "



No. TA1416

Locks in sets

TA1734	Inside doors	Lock 1620, TA5, 2 TA86
XTA1734	" "	Lock 1620, KA55, 2 TA86
TA2134	" "	Lock 1500, TA5, 2 TA86
XTA2134	" "	Lock 1500, KA55, 2 TA86
TA2836	" "	Lock 1402, TA5, 1 TA88 & TA88½

When ordering give list number (in the case of escutcheons also lock number) and finish. For finishes see page 91.



No. TA850



No. TA1349



No. TA1099

Athens Design



Nos. TA86 and TA5

Locks in sets—continued

Set No.		Description
XTA2386	**Inside doors**	Lock 1402, KA55, 1 TA88 & TA88½
TA3234	**Communicating**	Lock 1535, TA5, 1 TA86 & TA86½
XTA3234	"	Lock 1535, KA55, 1 TA86 & TA86½
TA3634	"	Lock 1525, TA5, 2 TA86½
XTA3634	"	Lock 1525, KA55, 2 TA86½
TA137	**Sliding doors**	Lock 1706, 2 cups TA854
TA147	" "	Lock 1716, 4 cups TA854
TA157	" "	Lock 1726, 4 cups TA854
TA8337	**Vestibule doors**	Lock 790, TA6, 1 each TA92 and TA88
XTA8337	" "	Lock 790, KA56, 1 each TA92 and TA88
TA8237	**Front doors**	Lock 750, TA6, 1 each TA92 and TA88½
XTA8237	" "	Lock 750, KA56, 1 each TA92 and TA88½
TA9340	**Store doors**	Lock 414¼, 1 pair TA314

When ordering give list number (in case of escutcheons also lock number) and finish. For finishes see page 91.



Nos. TA86 and KA55



No. VC1416



No. VC812

Corinth Design

Symbol VC

Cast bronze and brass

Appropriate finishes

AY22 . . . Old brass
AZ15 . . Ormolu brass
BX67 . . Verde antique
CX22 . . Old copper

For description of finishes see page 91.



Nos. VC88 and VC36

Knobs

No.	Size	Description
VC37	2½ x 2½ inches	Door knob with No. 0 (high) shank
VC36	2½ x 2¼ "	" " " " " "
VC35	2¼ x 2¼ "	" " " " " "
VC31½	1¼ ins. diam.	" " " mortise bolt spindle
VC31¼	" " "	Drawer knob with bolt and washer
VC31¾	" " "	Shutter " " wood screw

Escutcheons and handles

VC181	5⅛ x 1¼ inches	Plate for locks No. 269 and No. 1600 series *only*
VC181½	" "	Plate for locks No. 1605 series *only*
VC85	6¾ x 2⅝ "	" " 3½ to 4¼ in. locks

When ordering give list number (in the case of escutcheons also lock number) and finish. For finishes see page 91.



No. VC1098



No. VC542

YALE



No. VC314

Corinth Design

Escutcheons and handles—continued

No.	Size	Description
VC88	9 x 3¼ inches	Plate for 4½ to 7½ in. locks
VC5354	3¾ x 1¼ "	" " thumb-turn, Tee or lever handle
VC6156	4¼ x 1 "	Plate for thumb-turn, Tee or lever handle
VC6154	4⅜ x 1 "	Plate for thumb-turn, Tee or lever handle
VC812	2½ x 1¼ "	Key plate for all locks
VC854	6¾ x 2⅝ "	Cup for all sliding door locks
VC5234	14¼ x 2½ "	Handle for locks Nos. 414¼, 428 and 472¼ series (page 368)
VC314	17½ x 3½ "	Handle for locks Nos. 414¼, 428 and 472¼ series

List number of lock to be associated with escutcheons must always be specified. For escutcheons with thumb-turns add ½ to list number.

Other pieces

VC58	6¾ x 2½ inches	Bolt, mortise single extension
VC68	" "	" " " "
VC1127	1½ ins. diam.	Cylinder head (page 346)
VC1098	1⅝ x 3½ inches	Drawer pull, drop
VC1099	1⅝ x 4½ "	" " "
VC542	9 x 2⅝ "	Pull, door
VC549	9 x 3¼ "	" "
VC1416	3⅞ x 2⅝ "	Push button
VC1730	17½ x 3½ "	Push plate
VC1348	1¾ x 3⅝ "	Sash lift, flush
VC11348	" "	" " " locking

Locks in sets

VC1783	Inside doors	Lock 1620 (page 199), knobs VC35, 2 escutcheons VC85
VC2183	" "	Lock 1500 (page 202), knobs VC35, 2 escutcheons VC85
VC2886	" "	Lock 1402 (page 207), knobs VC35, 1 escn. each VC88 and VC88½
VC3286	Communicating	Lock 1535 (page 192), knobs VC35, 1 escn. each VC88 and VC88½
VC3686	"	Lock 1525 (page 193), knobs VC35, 2 escutcheons VC88½
VC135	Sliding doors	Lock 1706 (page 215), 2 cups VC854
VC145	" "	Lock 1716 (page 215), 4 cups VC854
VC155	" "	Lock 1726 (page 215), 4 cups VC854
VC8387	Vestibule doors	Lock 790 (page 222), knobs VC36, 2 escutcheons VC88
VC8287	Front doors	Lock 750 (page 222), knobs VC36, 1 escn. each VC88 and VC88½
VC9360	Store doors	Lock 414¼ (page 230), 1 pair handles VC314

When ordering give list number (in the case of escutcheons also lock number) and finish. For finishes see page 91.



Nos. VC85 and VC35



No. VC1348



No. VC1730



No. VC854



Nos. WD89 and WD26



No. WD1416



No. WD854

Delos Design

Symbol WD

Cast bronze and brass

Appropriate finishes

AY21 . . Oxidized brass
BY21 . Oxidized bronze
BZ10 . . Buffed bronze
BX67 . . Verde antique

For description of finishes see page 91.

Knobs and roses

No.	Size	Description
WD27	2½ x 2½ inches	Door knob with No. 0 (high) shank
WD26	2½ x 2¼ "	" " " " " " "
WD25	2¼ x 2¼ "	" " " " " " "
WD223	2¼ ins. diam.	Rose with No. 0 (high) thimble

Escutcheons

WD87	8 x 3 inches	Plate for 3½ to 4½ in. locks
WD89	11 x 3 "	" " " 4¾ to 7½ " "
WD854	8 x 3 "	Cup for all sliding door locks

List number of lock to be associated with escutcheons must always be specified.
For escutcheons with thumb-turns add ½ to list number.

Other pieces

WD1416	4¾ x 2¾ inches	Push button
WD1730	11 x 3 "	Push plate
WD1349	1¾ x 4⅜ "	Sash lift, flush

Locks in sets

WD1745	**Inside doors**	Lock 1620 (page 199), knobs WD25, 2 escutcheons WD87
WD2145	" "	Lock 1500 (page 202), knobs WD25, 2 escutcheons WD87
WD2845	" "	Lock 1402 (page 207), knobs WD25, 1 escn. each WD87 and WD87½
WD3245	**Communicating**	Lock 1535 (page 192), knobs WD25, 1 escn. each WD87 and WD87½
WD3645	"	Lock 1525 (page 193), knobs WD25, 2 escutcheons WD87½
WD137	**Sliding doors**	Lock 1706 (page 215), 2 cup escutcheons WD854
WD147	" "	Lock 1716 (page 215), 4 cup escutcheons WD854
WD157	" "	Lock 1726 (page 215), 4 cup escutcheons WD854
WD8346	**Vestibule doors**	Lock 790 (page 222), knobs WD26, 1 escn. each WD89 and WD87
WD8246	**Front doors**	Lock 750 (page 222), knobs WD26, 1 escn. each WD89 and WD87½

When ordering give list number (in the case of escutcheons also lock number) and finish. For finishes see page 91.



No. WD1349



Nos. WD87 and WD25



Nos. WD25 and WD223



No. WD1730

Cuts third size

Dodona Design

Symbol MD

Cast bronze

Appropriate finishes

BX67 . . Verde antique CX22 . . Old copper

SX52 . Oxidized silver

For description of finishes see page 91.



Nos. MD90 and MD16

Knobs

No.	Size	Description
MD17	2½ x 2½ inches	Door knob with No. 0 (high) shank
MD16	2½ x 2¼ "	" " " " " "
MD15	2¼ x 2¼ "	" " " " " "
MD13½	1¾ ins. diam.	" " " mortise bolt spindle
MD11¼	1¼ " "	Drawer knob with bolt and washer
MD11¾	" " "	Shutter " " wood screw

Escutcheons and handles

MD181	6⅜ x 1⅛ inches	Plate for locks No. 1600 series *only*
MD181½	" "	" " " " 1605 " "
MD86	7¾ x 1⅝ "	" " 3½ to 4¾ in. locks
MD90	12 x 2⅝ "	" " 5 to 7½ " "
MD7705	4⅞ x 1¾ "	Plate for thumb-turn, etc.
MD8255	5⅛ x 1⅛ "	" " " "
MD854	10½ x 2½ "	Cup for all sliding door locks
MD315	14 x 2⅝ "	Handle for latches No. 400 series
MD314	19¼ x 3¾ "	" " locks Nos. 414¼, 428 and 472¼ series

List number of lock to be associated with escutcheons must always be specified. For escutcheons with thumb-turns add ½ to list number.

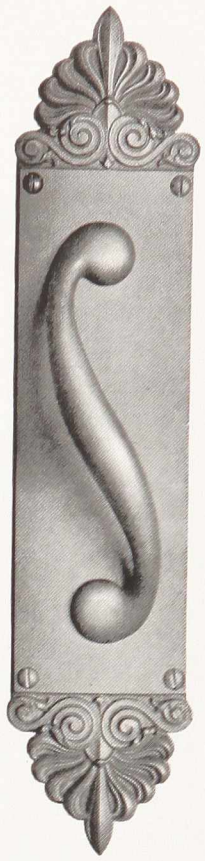

No. MD545

Other pieces

MD1427	11¾ x 2¾ inches	Door knocker, with peep hole
MD1099	1⅝ x 5⅞ "	Drawer pull, drop
MD508	6⅝ x 1½ "	Pull, door
MD545	12 x 2⅝ "	" "
MD554	19¼ x 3¾ "	" "
MD552	12 x 2⅝ "	" "
MD595	21 x 4⅛ "	" "
MD1416	7⅛ x 2½ "	Push button
MD1730	10⅜ x 2⅜ "	Push plate
	12 x 2⅝ "	" "
	15¾ x 3¾ "	" "
	19¼ x 3¾ "	" "
	21 x 4⅛ "	" "
	24⅛ x 4 "	" "
MD1348	1⅛ x 4⅞ "	Sash lift, flush
MD1349	1⅝ x 6 "	" " " "

When ordering give list number (in the case of escutcheons also lock number), size and finish. For finishes see page 91.



No. MD854



No. MD1099

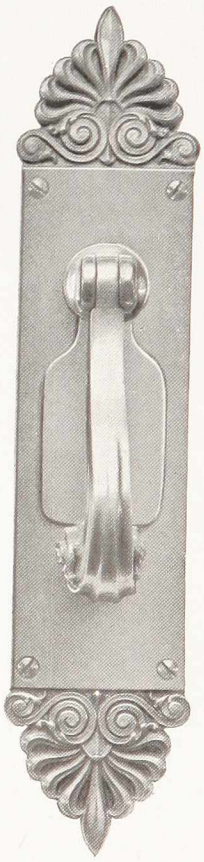

No. MD1427

Dodona Design



No. MD314

Locks in sets

Set No.		Description
MD1735	**Inside doors**	Lock 1620 (page 199), knobs MD15, 2 escutcheons MD86
MD2135	" "	Lock 1500 (page 202), knobs MD15, 2 escutcheons MD86
MD2835	" "	Lock 1402 (page 207), knobs MD15, 1 escn. each MD86 and MD86½
MD3235	**Communicating**	Lock 1535 (page 192), knobs MD15, 1 escn. each MD86 and MD86½
MD3635	"	Lock 1525 (page 193), knobs MD15, 2 escutcheons MD86½
MD139	**Sliding doors**	Lock 1706 (page 215), 2 cups MD854
MD149	" "	Lock 1716 (page 215), 4 cups MD854
MD159	" "	Lock 1726 (page 215), 4 cups MD854
MD8339	**Vestibule doors**	Lock 790 (page 222), knobs MD16, 2 escutcheons MD90
MD8239	**Front doors**	Lock 750 (page 222), knobs MD16, 1 escn. each MD90 and MD90½
MD9370	**Store doors**	Lock 414¼ (page 230), 1 pair handles MD314



No. MD1349



No. LE33714

Ephesus Design

Symbol LE

Cast bronze, brass and iron

Appropriate finishes

AY22 . . . . Old brass
BX67 . . Verde antique
CX22 . . . Old copper
GX10 . . . . Gold
FX80 . . Bower-Barff

For description of finishes see page 91.

Knobs

No.	Size	Description
LE17	2½ x 2½ inches	Door knob with No. 0 (high) shank
LE16	2½ x 2¼ "	" " " " " "
LE15	2¼ x 2¼ "	" " " " " "
LE13½	1¾ ins. diam.	" " " mortise bolt spindle
LE11¼	1¼ " "	Drawer knob with bolt and washer
LE11¾	" " "	Shutter " " wood screw

When ordering give list number (in the case of escutcheons also lock number) and finish. For finishes see page 91.



Nos. MD15 and H223



No. LE1416

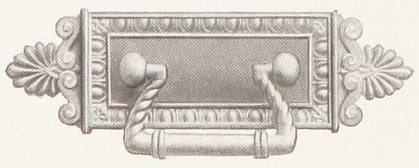

No. LE1099



No. LE1349

YALE

Cuts third size

Ephesus Design



Nos. LE90 and LE16

Escutcheons and handles

No.	Size	Description
LE87	8 x 1½ inches	Plate for 3½ inch locks *only*
LE88	9¾ x 2⅝ "	" " 3½ to 4¾ in. locks
LE89	10½ x 2¾ "	" " 4 to 4¾ " "
LE90	12⅜ x 3¼ "	" " 5 to 7½ " "
LE92	14⅛ x 3⅜ "	" " " " " " "
LE7245	4½ x 1⅛ "	Plate for thumb-turn, etc.
LE812	3 x 1 "	Key plate for all locks
LE820	2⅞ x 1 "	" " " lock No. 1402 *only*
LE854	9½ x 2⅝ "	Cup for all sliding door locks
LE870	12⅜ x 3¼ "	" " locks Nos. 1734¼ and 1744 (outside) series *only*
LE33710	16⅜ x 3 "	Handle for locks No. 405 series
LE33714	" "	" " " Nos. 414¼, 428 and 472¼ series
LE45914	17½ x 3⅜ "	Handle for locks Nos. 414¼, 428 and 472¼ series

List number of lock to be associated with escutcheons must always be specified. For escutcheons with thumb-turns add ½ to list number.



Nos. LE88 and LE15

Other pieces

No.	Inches	Description	No.	Inches	Description
LE58	8 x 1⅝	Bolt, extension	LE1730	17½ x 3⅜	Push plate
LE1099	1¾ x 5⅞	Drawer pull, drop		21⅜ x 4⅜	" "
LE1532	2⅝ x 9¾	Letter drop plate		26½ x 4⅜	" "
LE1552	2¾ x 9⅞	Hood for above	LE1348	1¼ x 4⅝	Sash lift, flush
LE542	12⅜ x 3¼	Pull, door	LE1349	1⅝ x 5⅝	" " "
LE1416	6¼ x 2⅝	Push button	LE1386	4 x 2⅝	Shutter bar

Locks in sets

LE1735	Inside doors	Lock 1620 (page 199), knobs LE15, 2 escutcheons LE87
LE2136	" "	Lock 1500 (page 202), knobs LE15, 2 escutcheons LE88
LE2836	" "	Lock 1402 (page 207), knobs LE15, 1 escn. each LE88 and LE88½
LE3236	Communicating	Lock 1535 (page 192), knobs LE15, 1 escn. each LE88 and LE88½
LE3636	"	Lock 1525 (page 193), knobs LE15, 2 escutcheons LE88½
LE139	Sliding doors	Lock 1706 (page 215), 2 cups LE854
LE149	" "	Lock 1716 (page 215), 4 cups LE854
LE159	" "	Lock 1726 (page 215), 4 cups LE854
LE8337	Vestibule doors	Lock 790 (page 222), knobs LE16, 1 escn. each LE90 and LE88
LE8237	Front doors	Lock 750 (page 222), knobs LE16, 1 escn. each LE90 and LE88½
LE8530	Store doors	Lock 405 (page 231), 1 pair LE33710
LE9350	" "	Lock 414¼ (page 230), 1 pair handles LE33714

When ordering give list number (in the case of escutcheons also lock number), size and finish. For finishes see page 91.



No. LE854



No. LE1532



No. LE542

Gardo Design

Symbol LG

Cast bronze and brass

Appropriate finishes

BZ10 . . Buffed bronze CX22 . . . Old copper
SX52 . Oxidized silver

For description of finishes see page 91.



Nos. LG90 and LG36



Nos. LG190 and LG135

Knobs and roses

No.	Size	Description
LG37	2½ x 2½ inches	Door knob with No. 0 (high) shank
LG36	2½ x 2¼ "	" " " " " "
LG35	2¼ x 2¼ "	" " " " " "
LG136	2½ x 2¼ "	Door knob with No. 1 (low) "
LG135	2¼ x 2¼ "	" " " " " "
LG11¼	1¼ ins. diam.	Drawer knob with bolt and washer
LG11¾	" " "	Shutter " " wood screw
LG223	2¼ " "	Rose with No. 0 (high) thimble
LG323	2¼ " "	" " " 1 (low) "

Escutcheons and handles

LG181	5½ x 1⅜ inches	Plate for locks No. 1600 series *only*
LG181½	" "	" " " " 1605 " "
LG87	7⅞ x 2¼ "	Plate with No. 0 thimble for 3½ to 4 in. locks
LG187	" "	Plate with No. 1 thimble for 3½ to 4 in. locks
LG88	9⅜ x 2⅛ "	Plate with No. 0 thimble for 4¼ to 5 in. locks
LG188	" "	Plate with No. 1 thimble for 4¼ to 5 in. locks
LG90	11 x 2⅝ "	Plate with No. 0 thimble for 5 to 7½ in. locks
LG190	" "	Plate with No. 1 thimble for 5 to 7½ in. locks
LG5245	3½ x 1⅛ "	Plate for thumb-turn, etc.
LG812	3 x 1⅜ "	Key plate for all locks
LG854	8 x 2¼ "	Cup for all sliding door locks
LG310	14½ x 2¾ "	Handle for locks No. 405 series
LG314	18 x 3¼ "	" " " " Nos. 414¼, 428 and 472¼ series

List number of lock to be associated with escutcheons must always be specified. For escutcheons with thumb-turns add ½ to list number.

Other pieces

No.	Inches	Description	No.	Inches	Description
LG1533	2¼x9⅜	Letter drop plate	LG1730	9½x2¼	Push plate
LG1543	"	Inside plate for above		11 x2⅝	" "
				12¼x2¾	" "
LG1553	"	Hood for above		17¾x3⅛	" "
LG547	12¼x2¾	Pull, door	LG1342	1½x2⅞	Sash lift, hook
LG1413	4 x1⅝	Push button	LG1343	1½x3	" " "
LG1416	5⅞x2¼	" "	LG1349	1⅝x5½	" " flush

When ordering give list number (in the case of escutcheons also lock number), size and finish. For finishes see page 91.



No. LG1099



No. LG1343



Nos. LG187 and LG135



No. LG1413



No. LG854

Gardo Design



No. LG547

Cabinet hardware

No.	Size	Description
LG1099	1⅝ x 5 inches	Drawer pull, drop
LG803	3 x 1⅜ "	Key plate for bit key locks
LG805	" "	" " " flat key "
LG1975	5½ x 5½ x 1¼ ins.	Hinge plate, corner
LG1952	5½ x 5½ x 1⅜ "	" " top and bottom
	15 x 18 x 3 "	" " " " " "

Locks in sets

LG454	**Inside doors**	Lock 801, LG135, 2 LG187
LG454¾	" "	Lock 800, LG135, 2 LG187
LG1054	" "	Lock 881, LG135, 2 LG187
LG1654	" "	Lock 821, LG135, 2 LG187
LG1654¾	" "	Lock 820, LG135, 2 LG187
LG2054	" "	Lock 831, LG135, 2 LG187
LG2754	" "	Lock 861, LG135, 1 each LG187 and LG187½
LG1784	" "	Lock 1620, LG35, 2 LG87
LG3154	**Communicating**	Lock 1519, LG135, 1 each LG187 and LG187½
LG3456	"	Lock 1529, LG135, 2 LG188½
LG107	**Sliding doors**	Lock 1705, 2 cups LG854
LG117	" "	Lock 1715, 4 cups LG854
LG127	" "	Lock 1725, 4 cups LG854
LG5351	**Vestibule doors**	Lock 771, LG135, 2 LG187
LG5353	" "	Lock 771, LG135, 1 each LG188 and LG187
LG6354	" "	Lock 711, LG135, 2 LG188
LG6353	" "	Lock 711, LG135, 1 each LG188 and LG187
LG8389	" "	Lock 790, LG36, 2 LG90
LG8387	" "	Lock 790, LG36, 1 each LG90 and LG88
LG5254	**Front doors**	Lock 761, LG136, 2 LG188
LG5253	" "	Lock 761, LG136, 1 each LG188 and LG187
LG6254	" "	Lock 701, LG136, 2 LG188
LG6253	" "	Lock 701, LG136, 1 each LG188 and LG187
LG8289	" "	Lock 750, LG36, 1 each LG90 and LG90½
LG8287	" "	Lock 750, LG36, 1 each LG90 and LG88½
LG8520	**Store doors**	Lock 405, 1 pair handles LG310
LG9360	" "	Lock 414¼, 1 pair handles LG314

When ordering give list number (in the case of escutcheons also lock number), size and finish. For finishes see page 91.



No. LG314



Nos. LG35 and LG223



No. LG1975



No. LG1349



Nos. LG181 and 905

Larissa Design

Symbol HL

Cast bronze and iron

Appropriate finishes

BZ10 . . Buffed bronze
CY22 . . Old copper
SY52 . Oxidized silver
FX80 . . Bower-Barff

For description of finishes see page 91.



Nos. HL89 and HL36

Knobs and roses

No.	Size	Description
HL37	2½ x 2½ inches	Door knob with No. 0 (high) shank
HL36	2½ x 2¼ "	" " " " " " "
HL35	2¼ x 2¼ "	" " " " " " "
HL433	1¾ ins. diam.	" " " closet spindle
HL30¼	1⅛ " "	Drawer knob with bolt and washer
HL30¾	" " "	Shutter " " wood screw
HL223	2¼ " "	Rose with No. 0 (high) thimble

Escutcheons and handles

HL181	5⅝ x 1½ inches		Plate for lock No. 1600 series *only*
HL181½	" "		" " " " 1605 " "
HL85	6⅝ x 2½ "		" " 3½ to 4¼ in. locks
HL87	8 x 2⅝ "		" " 4½ to 5 " "
HL89	10¾ x 2⅝ "		" " 5 to 7½ " "
HL2005	2¼ x ⅞ "		" " thumb-turn, Tee or lever handle
HL6045	4⅜ x ⅞ "		Plate for thumb-turn, Tee or lever handle
HL6154	4⅝ x 1 "		Plate for thumb-turn, Tee or lever handle
HL812	2¼ x ⅞ "		Key plate for all locks
HL854	6⅝ x 2½ "		Cup for all sliding door locks
HL314	13¾ x 3¾ "		Handle for locks No. 414¼, 428 and 472¼ series

List number of lock to be associated with escutcheons must always be specified. For escutcheons with thumb-turns add ½ to list number.



No. HL314



No. HL812



Nos. HL87 and HL35

Other pieces

HL1099	1 x 4¾ inches		Drawer pull, drop
HL554	13¾ x 3¾ "		Pull, door
HL1416	4¾ x 2½ "		Push button

When ordering give list number (in the case of escutcheons also lock number) and finish. For finishes see page 91.



No. HL1099



No. HL854

Larissa Design



No. HL554

Other pieces—continued

No.	Size	Description
HL1730	13¾ x 3¾ inches	Push plate
HL1355	1½ x 5 "	Sash lift, bar
HL1348	1¼ x 3⅝ "	" " flush

Locks in sets

HL1783	**Inside doors**	Lock 1620 (page 199), knobs HL35, 2 escutcheons HL85
HL2183	" "	Lock 1500 (page 202), knobs HL35, 2 escutcheons HL85
HL2885	" "	Lock 1402 (page 207), knobs HL35, 1 escn. each HL87 and HL87½
HL3285	**Communicating**	Lock 1535 (page 192), knobs HL35, 1 escn. each HL87 and HL87½
HL3685	"	Lock 1525 (page 193), knobs HL35, 2 escutcheons HL87½
HL103	**Sliding doors**	Lock 1705 (page 214), 2 cup escutcheons HL854
HL113	" "	Lock 1715 (page 214), 4 cup escutcheons HL854
HL123	" "	Lock 1725 (page 214), 4 cup escutcheons HL854
HL133	" "	Lock 1706 (page 215), 2 cup escutcheons HL854
HL143	" "	Lock 1716 (page 215), 4 cup escutcheons HL854
HL153	" "	Lock 1726 (page 215), 4 cup escutcheons HL854
HL8388	**Vestibule doors**	Lock 790 (page 222), knobs HL36, 2 escutcheons HL89
HL8386	" "	Lock 790 (page 222), knobs HL36, 1 escn. each HL89 and HL87
HL8288	**Front doors**	Lock 750 (page 222), knobs HL36, 1 escn. each HL89 and HL89½
HL8286	" "	Lock 750 (page 222), knobs HL36, 1 escn. each HL89 and HL87½
HL9310	**Store doors**	Lock 414¼ (page 230), 1 pair handles HL314
HL9610	" "	Lock 472¼ (page 230), 1 pair handles HL314
HL9910	" "	Lock 428 (page 229), ½ pair handles HL314, ½ pair knobs HL35, 1 escutcheon HL87

When ordering give list number (in the case of escutcheons also lock number) and finish. For finishes see page 91.



No. HL1730



Nos. HL85 and HL35



Nos. HL35 and HL223



No. HL1416



No. HL1348



No. HL1355



Nos. KK91 and KK36

Kastania Design

Symbol KK

Cast bronze, brass and iron

Appropriate finishes

AY21 . . Oxidized brass
AX21 . Oxidized brass, sanded
BY21 . Oxidized bronze
FX80 . . Bower-Barff

For description of finishes see page 91.

Knobs

No.	Size	Description
KK37	2½ x 2½ inches	Door knob with No. 0 (high) shank
KK36	2½ x 2¼ "	" " " " " "
KK35	2¼ x 2¼ "	" " " " " "

Escutcheons and handles

KK86	7½ x 2⅜ inches	Plate for 3½ in. locks *only*
KK89	10¾ x 2¾ "	" " 3¾ to 5 in. locks
KK91	12¾ x 3¼ "	" " 5 " 7½ " "
KK850	7½ x 2⅜ "	Cup for all sliding door locks
KK854	10¾ x 2¾ "	" " " " " "
KK314	20⅜ x 4⅝ "	Handle for locks Nos. 414¼, 428 and 472¼ series

List number of lock to be associated with escutcheons must always be specified. For escutcheons with thumb-turns add ½ to list number.

Other pieces

KK1435	10 x 39¾ inches	Kick plate
	13½ x 33¾ "	" "
KK1505	2⅜ x 7½ "	Letter drop plate
KK1525	" "	Hood for above
KK1508	2½ x 10⅜ "	Letter drop plate
KK1528	" "	Hood for above
KK595	20⅜ x 4⅝ "	Pull, door
KK1416	5⅛ x 2¾ "	Push button
KK1730	12¾ x 3¼ "	Push plate
	20¼ x 4½ "	" "
XKK1360	1¾ x 7¼ "	Sash lift, bar
KK1349	1¾ x 4½ "	" " flush

Locks in sets

KK1785	**Inside doors**	Lock 1620 (page 199), knobs KK35, 2 escutcheons KK86
KK2188	" "	Lock 1500 (page 202), knobs KK35, 2 escutcheons KK89
KK2888	" "	Lock 1402 (page 207), knobs KK35, 1 escn. each KK89 and KK89½

When ordering give list number (in the case of escutcheons also lock number), size and finishes. For finishes see page 91.



No. KK314



No. KK854



No. XKK1360



No. KK1416

Kastania Design



Nos. KK86 and KK35

Locks in sets—continued

Set No.		Description
KK3288	Communicating	Lock 1535 (page 192), knobs KK35, 1 escn. each KK89 and KK89½
KK3688	"	Lock 1525 (page 193), knobs KK35, 2 escutcheons KK89½
KK139	Sliding doors	Lock 1706 (page 215), 2 cup escutcheons KK854
KK149	" "	Lock 1716 (page 215), 4 cup escutcheons KK854
KK159	" "	Lock 1726 (page 215), 4 cup escutcheons KK854
KK8388	Vestibule doors	Lock 790 (page 222), knobs KK36, 1 escn. each KK91 and KK89
KK8288	Front doors	Lock 750 (page 222), knobs KK36, 1 escn. each KK91 and KK89½
KK9520	Store doors	Lock 432¼ (page 230), 1 pair handles KK314



No. KK850

Marathon Design

Symbol GM

Cast bronze and iron

Appropriate finishes

BZ10 . . Buffed bronze
CZ17 . . . Old copper
SY52 . . Oxidized silver
FX80 . . . Bower-Barff

For description of finishes see page 91.



Nos. GM89 and GM36

Knobs and roses

No.	Size	Description
GM37	2½ x 2½ inches	Door knob with No. 0 (high) thimble
GM36	2½ x 2¼ "	" " " " " "
GM35	2¼ x 2¼ "	" " " " " "
GM137	2½ x 2½ "	Door knob with No. 1 (low) "
GM136	2½ x 2¼ "	" " " " " "
GM135	2¼ x 2¼ "	" " " " " "
GM30¼	1⅛ ins. diam.	Drawer knob with bolt and washer
GM30¾	" " "	Shutter " " wood screw
GM223	2¼ " "	Rose with No. 0 (high) thimble
GM323	" " "	" " " 1 (low) "

Escutcheons and handles

GM181	5⅛ x 1⅜ inches	Plate for locks No. 1600 series *only*
GM181½	" "	" " " " 1605 " "
GM85	7 x 2½ "	Plate with No. 0 thimble for 3½ to 4¼ in. locks
GM185	" "	Plate with No. 1 thimble for 3½ to 4½ in. locks

When ordering give list number (in the case of escutcheons also lock number) and finish. For finishes see page 91.

No. GM812



No. GM1348



No. GM1099



No. GM554

Marathon Design



No. GM23610



No. GM854

Escutcheons and handles—continued

No.	Size		Description
GM88	9	x 2¾ inches	Plate with No. 0 thimble for 4½ to 6 in. locks
GM188	"	"	Plate with No. 1 thimble for 4½ to 6 in. locks
GM89	10¾	x 3⅛ "	Plate with No. 0 thimble for 5 to 7½ in. locks
GM189	"	"	Plate with No. 1 thimble for 5 to 7½ in. locks
GM90	12	x 3 "	Plate with No. 0 thimble for 5 to 7½ in. locks
GM190	"	"	Plate with No. 1 thimble for 5 to 7½ in. locks
GM2305	2	x 1¼ "	Plate for thumb-turn, etc.
GM3345	2⅞	x 1¼ "	" " " "
GM5254	3¾	x 1⅛ "	" " " "
GM8305	5⅛	x 1¼ "	" " " "
GM812	2	x 1¼ "	Key plate for all locks
GM854	7	x 2½ "	Cup for all sliding door locks
GM23610	15	x 3 "	Handle for locks No. 405 series
GM23614	"	"	" " " Nos. 414¼, 428 and 472¼ series
GM45614	18	x 3½ "	Handle for locks Nos. 414¼, 428 and 472¼ series

List number of lock to be associated with escutcheons must always be specified. For escutcheons with thumb-turns add ½ to list number.

Other pieces

GM53	5½	x 1⅝ inches	Bolt, mortise single extension
GM1099	1⅝	x 4 "	Drawer pull, drop
GM1531	2½	x 7 "	Letter drop plate
GM1551	2½	x 7½ "	Hood for above
GM1532	2½	x 8¼ "	Letter drop plate
GM1552	2½	x 8¾ "	Hood for above
GM523	8¼	x 2¼ "	Pull door
GM554	12	x 3 "	" "
GM569	15	x 3 "	" "
GM1416	4½	x 2½ "	Push button
GM1730	12	x 3 "	Push plate
	15	x 3 "	" "
	18	x 3½ "	" "
GM1362	1⅝	x 5 "	Sash lift, bar
GM1348	1⅝	x 3⅝ "	" " flush

Locks in sets

GM454	Inside doors	Lock 801 (page 196), knobs GM135, 2 escutcheons GM185
GM454¾	" "	Lock 800 (page 196), knobs GM135, 2 escutcheons GM185

When ordering give list number (in the case of escutcheons also lock number), size and finish. For finishes see page 91.



No. GM1531



No. GM26314



No. GM1416

YALE

Cuts third size

Marathon Design



Nos. GM185 and GM135



No. GM569

Locks in sets—continued

Set No.		Description
GM1054	Inside doors	Lock 881 (page 198), knobs GM135, 2 escutcheons GM185
GM1654	" "	Lock 821 (page 197), knobs GM135, 2 escutcheons GM185
GM1654¾	" "	Lock 820 (page 197), knobs GM135, 2 escutcheons GM185
GM2054	" "	Lock 831 (page 203), knobs GM135, 2 escutcheons GM185
GM2756	" "	Lock 861 (page 206), knobs GM135, 1 escn. each GM188 and GM188½
GM1784	" "	Lock 1620 (page 207), knobs GM35, 2 escutcheons GM85
GM3154	Communicating	Lock 1519 (page 191), knobs GM135, 1 escn. each GM185 and GM185½
GM3456	"	Lock 1529 (page 191), knobs GM135, 2 escutcheons GM188½
GM107	Sliding doors	Lock 1705 (page 214), 2 cup escutcheons GM854
GM117	" "	Lock 1715 (page 214), 4 cup escutcheons GM854
GM127	" "	Lock 1725 (page 214), 4 cup escutcheons GM854
GM5351	Vestibule doors	Lock 771 (page 220), knobs GM135, 2 escutcheons GM185
GM5356	" "	Lock 771 (page 220), knobs GM136, 1 escn. each GM189 and GM185
GM6351	" "	Lock 711 (page 221), knobs GM135, 2 escutcheons GM185
GM6356	" "	Lock 711 (page 221), knobs GM136, 1 escn. each GM189 and GM185
GM8388	" "	Lock 790 (page 222), knobs GM36, 2 escutcheons GM89
GM8386	" "	Lock 790 (page 222), knobs GM36, 1 escn. each GM89 and GM85
GM5251	Front doors	Lock 761 (page 220), knobs GM135, 2 escutcheons GM185
GM5256	" "	Lock 761 (page 220), knobs GM136, 1 escn. each GM189 and GM185
GM6251	" "	Lock 701 (page 221), knobs GM135, 2 escutcheons GM185
GM6256	" "	Lock 701 (page 221), knobs GM136, 1 escn. each GM189 and GM185
GM8288	" "	Lock 750 (page 222), knobs GM36, 1 escn. each GM89 and GM89½
GM8286	" "	Lock 750 (page 222), knobs GM36, 1 escn. each GM89 and GM85½
GM8530	Store doors	Lock 405 (page 231), 1 pair handles GM23610
GM9360	" "	Lock 414¼ (page 230), 1 pair handles GM45614

When ordering give list number (in the case of escutcheons also lock number) and finish. For finishes see page 91.



No. GM1551



No. GM1730
15 x 3 inches



No. GM53



Nos. PM92 and PM16

Miletus Design

Symbol PM

Cast bronze, brass and iron

Appropriate finishes

AY22 . . . Old brass
BX67 . . Verde antique
CX22 . Oxidized copper
FX80 . . . Bower-Barff

For description of finishes see page 91.

Knobs

No.	Size	Description
PM17	2½ x 2½ inches	Door knob with No. 0 (high) shank
PM16	2½ x 2¼ "	" " " " " "
PM15	2¼ x 2¼ "	" " " " " "
PM13½	1¾ ins. diam.	" " " mortise bolt spindle
PM11¼	1¼ " "	Drawer knob with bolt and washer
PM11¾	" " "	Shutter " " wood screw

Escutcheons and handles

PM89	10⅜ x 2⅜ inches	Plate for 3½ to 4½ in. locks
PM91	13½ x 3⅛ "	" " 4½ to 5 " "
PM92	15½ x 3⅛ "	" " 5 to 7½ " "
PM854	13¼ x 3 "	Cup for all sliding door locks
PM314	20¼ x 3 "	Handle for lock No. 414¼, 428 and 472¼ series

List number of lock to be associated with escutcheons must always be specified. For escutcheons with thumb-turns add ½ to list number.

Other pieces

PM1533	2⅜ x 10⅜ inches	Letter drop plate
PM1553	2⅜ x 10⅞ "	Hood for above
PM595	17¼ x 3 "	Pull, door
PM1416	7⅝ x 2⅝ "	Push button
PM1730	10¼ x 2¼ "	Push plate
	11⅞ x 2⅜ "	" "
	13½ x 3⅛ "	" "
	15½ x 3⅛ "	" "
	17¼ x 3 "	" "
	19 x 3 "	" "
	20⅛ x 3 "	" "
PM1349	1⅝ x 7 "	Sash lift, flush

Locks in sets

PM1737	Inside doors	Lock 1620, PM15, 2 PM89
PM2137	" "	Lock 1500, PM15, 2 PM89
PM2837	" "	Lock 1402, PM15, 1 PM89 & PM89½
PM139	Sliding doors	Lock 1706, 2 cups PM854
PM149	" "	Lock 1716, 4 cups PM854
PM159	" "	Lock 1726, 4 cups PM854
PM8338	Vestibule doors	Lock 790, PM16, 1 PM92 & PM91
PM8238	Front doors	Lock 750, PM16, 1 PM92 & PM91½
PM9370	Store doors	Lock 414¼, 1 pair PM314

When ordering give list number (in the case of escutcheons also lock number), size and finish. For finishes see page 91.



No. PM1416



No. PM1349



No. PM854



Nos. PM89 and PM15

YALE

Cuts third size

Rhodes Design

Symbol LR

Cast bronze and iron

Appropriate finishes

CY22 . . . Old copper SY52 . Oxidized silver

FX80 . . Bower-Barff

For description of finishes see page 91.



Nos. LR87 and LR25



No. LR854



No. LR1349

Knobs

No.	Size	Description
LR27	2½ x 2½ inches	Door knob with No. 0 (high) shank
LR26	2½ x 2¼ "	" " " " " "
LR25	2¼ x 2¼ "	" " " " " "
LR20¼	1⅛ ins. diam.	Drawer knob with bolt and washer
LR20¾	" " "	Shutter " " wood screw

Escutcheons and handles

LR83	6 x 2 inches	Plate for 3½ in. locks *only*
LR87	8¼ x 2¼ "	" " 4 to 6 in. locks *only*
LR854	8⅜ x 3 "	Cup for all sliding door locks
LR314	17¾ x 4½ "	Handle for lock Nos. 414¼, 428 and 472¼ series

List number of lock to be associated with escutcheons must always be specified. For escutcheons with thumb-turns add ½ to list number.

Other pieces

LR1061	1⅜ x 2¾ inches	Drawer pull, surface
LR1062	1⅜ x 3⅝ "	" " "
LR1501	2¼ x 6½ "	Letter drop plate
LR1521	2⅜ x 8¼ "	Hood for above
LR1416	4⅜ x 2¼ "	Push button
LR1730	17¾ x 4½ "	Push plate
LR1361	2½ x 5 "	Sash lift, bar
LR1349	2 x 4⅜ "	" " flush
LR11349	2 x 4⅜ "	" " " locking

Locks in sets

LR1772	Inside doors	Lock 1620 (page 199), knobs LR25, 2 escutcheons LR83
LR2175	" "	Lock 1500 (page 202), knobs LR25, 2 escutcheons LR87
LR2875	" "	Lock 1402 (page 207), knobs LR25, 1 escn. each LR87 and LR87½
LR137	Sliding doors	Lock 1706 (page 215), 2 cups LR854
LR147	" "	Lock 1716 (page 215), 4 cups LR854
LR157	" "	Lock 1726 (page 215), 4 cups LR854
LR8371	Vestibule doors	Lock 790 (page 222), knobs LR26, 2 escutcheons LR87
LR8271	Front doors	Lock 750 (page 222), knobs LR26, 1 escn. each LR87 and LR87½
LR9510	Store doors	Lock 432¼ (page 230), 1 pair handles LR314

When ordering give list number (in the case of escutcheons also lock number) and finish. For finishes see page 91.



No. LR1501



No. LR314



No. LR1416

Volo Design

Symbol XV

Cast bronze and brass

Appropriate finishes

AY21 . . . Old brass AZ58 . . . "Oil rub"
BX67 . . Verde antique
For description of finishes see page 91.



Nos. XV90 and XV26

Knobs

No.	Size	Description
XV27	2½ x 2½ inches	Door knob with No. 0 (high) shank
XV26	2½ x 2¼ "	" " " " " "
XV25	2¼ x 2¼ "	" " " " " "

Escutcheons and handles

XV89	10⅜ x 2¾ inches	Plate for 3½ to 5 in. locks
XV90	12¼ x 3¼ "	" " 5 to 7½ " "
XV812	3 x 1⅜ "	Key plate for all locks
XV314	21 x 4 "	Handle for lock Nos. 414¼, 428 and 472¼ series

Other pieces

XV1427	10⅜ x 2¾ inches	Door knocker, with peep hole
XV1507	2¾ x 8⅞ "	Letter drop plate
XV1527	2¾ x 9¼ "	Hood for above
XV1730	21 x 4 "	Push plate
XV1365	2½ x 7 "	Sash lift, bar

Locks in sets

XV1777	**Inside doors**	Lock 1620 (page 199), knobs XV25, 2 escutcheons XV89
XV2177	" "	Lock 1500 (page 202), knobs XV25, 2 escutcheons XV89
XV2877	" "	Lock 1402 (page 207), knobs XV25, 1 escn. each XV89 and XV89½
XV3277	**Communicating**	Lock 1535 (page 192), knobs XV25, 1 escn. each XV89 and XV89½
XV3677	"	Lock 1525 (page 193), knobs XV25, 2 escutcheons XV89½
XV8379	**Vestibule doors**	Lock 790 (page 222), knobs XV26, 2 escutcheons XV90
XV8279	**Front doors**	Lock 750 (page 222), knobs XV26, 1 escn. each XV90 and XV90½
XV9560	**Store doors**	Lock 432¼ (page 230), 1 pair handles XV314
XV9710	" "	Lock 472¼ (page 230), 1 pair handles XV314
XV10010	" "	Lock 428 (page 229), ½ pair handles XV314, ½ pair knobs XV25, 1 escutcheon XV89

When ordering give list number (in the case of escutcheons also lock number) and finish. For finishes see page 91.


No. XV1427



No. XV1507



No. XV314


No. XV812

Henry II School

IN decoration one of the most refined periods of the French Renaissance was that of Henry II. The interlace, the crisp cartouche, the conventionalized mask, satyrs, nymphs, cherubs and other distinguishing forms mark the brief life of this school from 1547 to 1559. The three crescents of Diana of Poitiers, the monogram of D & H (Diana and Henry) are often seen and trophies, masques, fruit and ribbons in profusion. Beautiful as was this style in many directions, perhaps its most noted use popularly was in ceramics. Examples of ware of this school are few, all in museums and private collections and of such rarity and beauty that even the reproductions of it are highly prized.

Vergennes Design

Symbol OV

Cast bronze and iron

Appropriate finishes

CX22 . . . Old copper	SX52 . . Oxidized silver
SY55 . Platinum silver	GY10 . . . . Gold
FX80 . . Bower-Barff	

For description of finishes see page 91.



Nos. OV87 and OV69

Knobs and roses

No.	Size	Description
OV69	2⅞ x 1¾ inches	Door knob with No. 0 (high) shank
OV223	2¼ ins. diam.	Rose with No. 0 (high) thimble

Escutcheons

OV87	9 x 3 inches	Plate for 3½ to 4¼ in. locks
OV5254	3¾ x 1⅛ "	" " thumb-turn, Tee or lever handle
OV812	2½ x 1⅛ "	Key plate for all locks
OV854	9 x 3 "	Cup for all sliding door locks

List number of lock to be associated with escutcheons must always be specified. For escutcheons with thumb-turns add ½ to list number.

When ordering give list number (in the case of escutcheons also lock number) and finish. For finishes see page 91.



No. OV1349

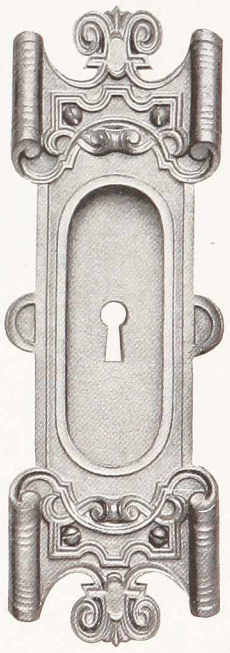

No. OV854

Vergennes Design



No. OV160

Other pieces

No.	Size	Description
OV160	6½ x 1½ inches	Bolt, Cremone
OV167	" "	" " (page 324)
OV179	8½ x 2 "	" " " 326
OV185	6¾ x 1⅝ "	" Espagnolette
OV50	6 x 2½ "	" Rim extension (page 309)
OV1099	1⅞ x 4⅞ "	Drawer pull, drop
OV941	4⅛ "	Lever handle
OV1730	9 x 3 "	Push plate
	13 x 3 "	" "
OV1349	1⅞ x 4⅝ "	Sash lift, flush

Locks in sets

OV1796	**Inside doors**	Lock 1620 (page 199), knobs OV69, 2 escutcheons OV87
OV2196	" "	Lock 1500 (page 202), knobs OV69, 2 escutcheons OV87
OV107	**Sliding doors**	Lock 1705 (page 214), 2 cup escutcheons OV854
OV117	" "	Lock 1715 (page 214), 4 cup escutcheons OV854
OV127	" "	Lock 1725 (page 214), 4 cup escutcheons OV854
OV137	" "	Lock 1706 (page 215), 2 cup escutcheons OV854
OV147	" "	Lock 1716 (page 215), 4 cup escutcheons OV854
OV157	" "	Lock 1726 (page 215), 4 cup escutcheons OV854

When ordering give list number (in the case of escutcheons also lock number), size and finish. For finishes see page 91.



No. OV941



No. OV1349



No. OV1099



No. OV185

Indian School

THE field of Indian art is so vast, its sources so varied, its ramifications so far reaching, that one can only describe it here briefly by saying that its ornament is inexhaustibly profuse, generally rich, frequently pierced and usually of the highest order. The details at Ahmedabed and those of the most famous mosque windows are of rare quality, splendid in design, superb in effect and perfect in execution. Metal, wood, brick, glass, all materials become under the magic touch of the craftsman designer transformed into objects of beauty and generally the design was fully in sympathy with the quality of the material. For instance, marble never was shaped into forms which belonged more to a plastic material, and wrought iron received the recognition which its malleability deserved. To distinguish Indian art unerringly requires life study.

Mandalay Design

Symbol RM

Cast bronze and brass

Appropriate finishes

AY22 . . . . Old brass	SY55 . . Platinum silver
BY65 . Statuary bronze	SY52 . Oxidized silver
CY22 . . . Old copper	GY10 . . . . . Gold

For description of finishes see page 91.



Nos. RM88 and RM35

Knobs

No.	Size	Description
RM37	2½ x 2½ inches	Door knob with No. 0 (high) shank
RM36	2½ x 2¼ "	" " " " " "
RM35	2¼ x 2¼ "	" " " " " "

Escutcheons

RM88	9 x 2⅜ inches	Plate for 3½ to 4¾ in. locks
RM90	11⅛ x 2⅜ "	" " 5 to 7½ " "
RM854	9 x 2⅜ "	Cup for all sliding door locks

List number of lock to be associated with escutcheons must always be specified. For escutcheons with thumb-turns add ½ to list number.

When ordering give list number (in the case of escutcheons also lock number) and finish. For finishes see page 91.



No. RM854



No. RM1349

Cuts third size

Mandalay Design



Nos. RM90 and RM36

Other pieces

No.	Size	Description
RM1416	6¾ x 2⅜ inches	Push button
RM1730	11⅛ x 2⅜ "	Push plate
RM1349	1¾ x 5⅞ "	Sash lift, flush

Locks in sets

RM1786	**Inside doors**	Lock 1620 (page 199), knobs RM35, 2 escutcheons RM88
RM2186	" "	Lock 1500 (page 202), knobs RM35, 2 escutcheons RM88
RM2886	" "	Lock 1402 (page 207), knobs RM35, 1 escn. each RM88 and RM88½
RM3286	**Communicating**	Lock 1535 (page 192), knobs RM35, 1 escn. each RM88 and RM88½
RM3686	"	Lock 1525 (page 193), knobs RM35, 2 escutcheons RM88½
RM109	**Sliding doors**	Lock 1705 (page 214), 2 cup escutcheons RM854
RM119	" "	Lock 1715 (page 214), 4 cup escutcheons RM854
RM129	" "	Lock 1725 (page 214), 4 cup escutcheons RM854
RM139	" "	Lock 1706 (page 215), 2 cup escutcheons RM854
RM149	" "	Lock 1716 (page 215), 4 cup escutcheons RM854
RM159	" "	Lock 1726 (page 215), 4 cup escutcheons RM854
RM8389	**Vestibule doors**	Lock 790 (page 222), knobs RM36, 2 escutcheons RM90
RM8387	" "	Lock 790 (page 222), knobs RM36, 1 escn. each RM90 and RM88
RM8289	**Front doors**	Lock 750 (page 222), knobs RM36, 1 escn. each RM90 and RM90½
RM8287	" "	Lock 750 (page 222), knobs RM36, 1 escn. each RM90 and RM88½

When ordering give list number (in the case of escutcheons also lock number) and finish. For finishes see page 91.



No. RM1730



Nos. RM88 and RM35



No. RM1349



No. RM1416

Japanese School

CHINA, Corea and other Mongolian influences gave direction if not actual being to Japanese art. That it is vigorous is to be expected of the art of a race bred to the sea and in as close touch as were the Greeks with nature and every form of life. Japanese decoration is almost alive and although the essence of refinement, it is so forcible at times as to make a lasting impression. Even where nature is closely imitated there is a saving expression of the designer's meaning which never allows the mind to bring the design into actual competition with nature and hence it never loses interest or runs the risk of failure.

Osaka Design

Symbol MO

Cast bronze and brass

Appropriate finishes

BY70 . . . Sage green CY22 . . . Old copper
GY10 . . Gold

For description of finishes see page 91.



Nos. M087 and M035

Knobs

No.	Size	Description
MO37	2½ x 2½ inches	Door knob with No. 0 (high) shank
MO36	2½ x 2¼ "	" " " " " "
MO35	2¼ x 2¼ "	" " " " " "

Escutcheons

MO87	8⅜ x 2½ inches	Plate for all inside door locks
MO89	10½ x 2¾ "	" " " " pin-tumbler locks
MO812	2¼ x 1 "	Key plate for all locks
MO854	8¼ x 2⅜ "	Cup for all sliding door locks

List number of lock to be associated with escutcheons must always be specified. For escutcheons with thumb-turns add ½ to list number.

When ordering give list number (in the case of escutcheons also lock number) and finish. For finishes see page 91.



No. M0854



No, M01349

Osaka Design



Nos. M089 and M036



No. M0812



Nos. M035 and H223

Other pieces

No.	Size	Description
MO1099	1¾ x 4¾ inches	Drawer pull, drop
MO1416	4½ x 2 "	Push button
MO1730	10½ x 2¾ "	Push plate
MO1349	1¾ x 4¾ "	Sash lift, flush

Locks in sets

MO1785	**Inside doors**	Lock 1620 (page 199), knobs MO35, 2 escutcheons MO87
MO2185	" "	Lock 1500 (page 202), knobs MO35, 2 escutcheons MO87
MO2885	" "	Lock 1402 (page 207), knobs MO35, 1 escn. each MO87 and MO87½
MO3285	**Communicating**	Lock 1535 (page 192), knobs MO35, 1 escn. each MO87 and MO87½
MO3685	"	Lock 1525 (page 193), knobs MO35, 2 escutcheons MO87½
MO137	**Sliding doors**	Lock 1706 (page 215), 2 cup escutcheons MO854
MO147	" "	Lock 1716 (page 215), 4 cup escutcheons MO854
MO157	" "	Lock 1726 (page 215), 4 cup escutcheons MO854
MO8388	**Vestibule doors**	Lock 790 (page 222), knobs MO36, 2 escutcheons MO89
MO8288	**Front doors**	Lock 750 (page 222), knobs MO36, 1 escn. each MO89 and MO89½

When ordering give list number (in the case of escutcheons also lock number) and finish. For finishes see page 91.



No. M01099



No. M01730



No. M01416

L'Art Nouveau School

THIS is a modern school, seceding from most of the established classic Gothic and Renaissance forms, but like Gothic in its return to natural objects for inspiration. Its real beginning is hard to trace and probably cannot be actually placed but like that of all schools its earliest manifestations in Austria, Hungary, France and Italy were hardly felt until its most pronounced devotees brought it to public notice. Mediaevalism and early Gothic is strongly suggested in most of the designs and all natural forms are enlisted to obtain the effect desired. Japanese art apparently influences it and beauty is often attained. Charming as it is in design for small objects such as jewelry, metal work, etc. (and even for furniture), before its influence on architecture is considerable, we shall probably see it somewhat modified.

Laval Design

Symbol SL

Cast bronze and brass

Appropriate finishes

AZ10 . . Buffed brass
AZ15 . . Ormolu brass
BX61 . . Verde antique
SY55 . . Platinum silver
GX12 . . Gold

For description of finishes see page 91.



No. SL854

Knobs

No.	Size	Description
SL68	2¾ x 1⅝ inches	Door knob with No. 0 (high) shank
SL62½	1⅝ x ⅞ "	" " " mortise bolt spindle
SL61¼	1¼ x ¾ "	Drawer knob with bolt and washer
SL61¾	" "	Shutter " " wood screw

Escutcheons

SL181	5½ x 1½ inches	Plate for locks No. 1600 series *only*
SL181½	" "	" " " " 1605 " "
SL88	9⅜ x 2⅞ "	" " 3½ to 4¾ in. locks

When ordering give list number (in the case of escutcheons also lock number) and finish. For finishes see page 91.

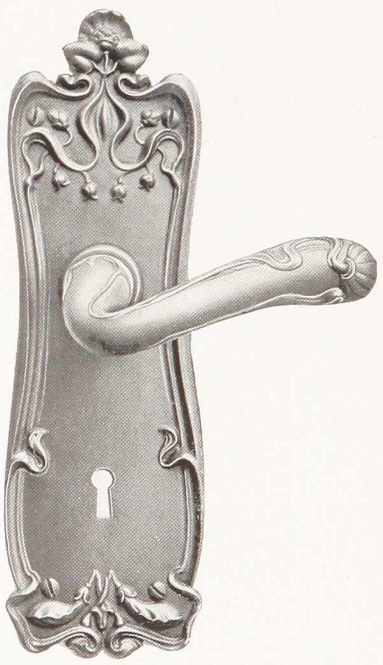

Nos. SL88 and SL964



No. SL1349

Cuts third size

YALE

Laval Design



Nos. SL88 and SL68

Escutcheons—continued

No.	Size	Description
SL4355	3⅛ x 1¼ inches	Plate for thumb-turn, etc.
SL6355	4⅛ x 1¼ "	" " " " "
SL812	2⅝ x 1¼ "	Key plate for all locks
SL854	9⅜ x 3 "	Cup for all sliding door locks

List number of lock to be associated with escutcheons must always be specified.
For escutcheons with thumb-turns add ½ to list number.

Other pieces

SL1099	1¼ x 5⅛ inches	Drawer pull, drop
SL964	4 "	Lever handle (page 430)
SL1730	9⅜ x 2⅞ "	Push plate
SL1349	1⅞ x 5¼ "	Sash lift, flush



Nos. SL181 and SL62½

Locks in sets

SL2196	Inside doors	Lock 1500 (page 202), knobs SL68, 2 escutcheons SL88
SL2106	" "	Lock 1500 (page 202), lever handles SL964, 2 escutcheons SL88
SL139	Sliding doors	Lock 1706 (page 215), 2 cup escutcheons SL854
SL149	" "	Lock 1716 (page 215), 4 cup escutcheons SL854
SL159	" "	Lock 1726 (page 215), 4 cup escutcheons SL854



No. SV314

Vigo Design

Symbol SV

Cast brass

Appropriate finishes

AZ7 . . Oxidized brass AZ9 . . Oxidized brass

For description of finishes see page 91.



Nos. SV89 and SV26

Knobs and roses

No.	Size	Description
SV27	2½ x 2½ inches	Door knob with No. 0 (high) thimble
SV26	2½ x 2¼ "	" " " " " "
SV25	2¼ x 2¼ "	" " " " " "
SV127	2½ x 2½ "	Door knob with No. 1 (low) thimble
SV126	2½ x 2¼ "	" " " " " "
SV125	2¼ x 2¼ "	" " " " " "
SV223	2¼ ins. diam.	Rose with No. 0 (high) thimble
SV323	" " "	" " " 1 (low) "

When ordering give list number (in the case of escutcheons also lock number) and finish. For finishes see page 91.



No. SV1532

YALE

Vigo Design



No. SV547



Nos. SV2305 and 55



Nos. SV186 and SV125

Escutcheons and handles

No.	Size		Description
SV181	5⅛ x 1¼	inches	Plate for locks No. 1600 series *only*
SV181½	"	"	" " " " 1605 " "
SV84	6½ x 2¼	"	" with No 0 thimble for 3½ in. locks *only*
SV184	"	"	Plate with No. 1 thimble for 3½ in. locks *only*
SV86	7¼ x 2¼	"	Plate with No. 0 thimble for 3¾ in. to 4½ in. locks
SV186	"	"	Plate with No. 1 thimble for 3¾ to 4½ in. locks
SV89	10½ x 3¼	"	Plate with No. 0 thimble for 4½ to 7½ in. locks
SV189	"	"	Plate with No. 1 thimble for 4½ to 7½ in. locks
SV2305	2¼ x 1¼	"	Plate for thumb-turn, etc.
SV4145	3 x 1	"	" " " "
SV7454	4¾ x 1⅜	"	" " " "
SV802	1¼ x 2¼	"	Key plate for bit key cabinet locks
SV812	2¼ x 1¼	"	" " " all locks
SV854	7¼ x 2¼	"	Cup for all sliding door locks
SV310½	16 x 3¼	"	Handle for locks No. 405 series
SV314	"	"	" " " Nos. 414¼, 428 and 472¼ series
SV2734	12 x 2⅛	"	Handle for locks Nos. 414¼, 428 and 472¼ series
SV2734½	12⅛ x 2⅛	"	Handles for locks Nos. 414¼, 428 and 472¼ series (page 369)

List number of lock to be associated with escutcheons must always be specified.
For escutcheons with thumb-turns add ½ to list number.





No. SV2734

Other pieces

SV1099	1¾ x 4	inches	Drawer pull, drop
SV1532	2¼ x 8	"	Letter drop plate
SV1552	"	"	Hood for above
SV547	10½ x 3¼	"	Pull, door
SV1416	4 x 2⅛	"	Push button
SV1730	10½ x 3¼	"	Push plate
SV1349	1¾ x 4	"	Sash lift, flush

Locks in sets

SV443	Inside doors		Lock 801 (page 196), knobs SV125, 2 escutcheons SV184
SV443¾	"	"	Lock 800 (page 196), knobs SV125, 2 escutcheons SV184
SV1043	"	"	Lock 881 (page 198), knobs SV125, 2 escutcheons SV184
SV1643	"	"	Lock 821 (page 197), knobs SV125, 2 escutcheons SV184

When ordering give list number (in the case of escutcheons also lock number) and finish. For finishes see page 91.



No. SV854



No. SV1552

Vigo Design



No. SV1730



Nos. SV4145 and 59



No. SV854

Locks in sets—continued

Set No.		Description
SV1643¾	**Inside doors**	Lock 820 (page 197), knobs SV125, 2 escutcheons SV184
SV2044	" "	Lock 831 (page 203), knobs SV125, 2 escutcheons SV186
SV2744	" "	Lock 861 (page 206), knobs SV125, 2 escutcheons SV186
SV1773	" "	Lock 1620 (page 199), knobs SV25, 2 escutcheons SV84
SV3143	**Communicating**	Lock 1519 (page 191), knobs SV125, 1 escn. each SV184 and SV184½
SV3444	"	Lock 1529 (page 191), knobs SV125, 2 escutcheons SV186½
SV107	**Sliding doors**	Lock 1705 (page 214), 2 cups SV854
SV117	" "	Lock 1715 (page 214), 4 cups SV854
SV127	" "	Lock 1725 (page 214), 4 cups SV854
SV5341	**Vestibule doors**	Lock 771 (page 220), knobs SV125, 2 escutcheons SV186
SV5346	" "	Lock 771 (page 220), knobs SV126, 1 escn. each SV189 and SV186
SV6341	" "	Lock 711 (page 221), knobs SV125, 2 escutcheons SV186
SV6346	" "	Lock 711 (page 221), knobs SV126, 1 escn. each SV189 and SV186
SV8378	" "	Lock 790 (page 222), knobs SV26, 2 escutcheons SV89
SV8376	" "	Lock 790 (page 222), knobs SV26, 1 escutcheon each SV89 and SV86
SV5246	**Front doors**	Lock 761 (page 220), knobs SV126, 1 escn. each SV189 and SV186
SV5248	" "	Lock 761 (page 220), knobs SV126, 2 escutcheons SV189
SV6246	" "	Lock 701 (page 221), knobs SV126, 1 escn. each SV189 and SV186
SV6248	" "	Lock 701 (page 221), knobs SV126, 2 escutcheons SV189
SV8278	" "	Lock 750 (page 222), knobs SV26, 1 escn. each SV89 and SV89½
SV8276	" "	Lock 750 (page 222), knobs SV26, 1 escn. each SV89 and SV86½
SV8530	**Store doors**	Lock 405 (page 231), 1 pair handles SV310½
SV8720	" "	Lock 414¼ (page 230), 1 pair handles SV2734
SV8720½	" "	Lock 414¼ (page 230), 1 pair handles SV2734½
SV9350	" "	Lock 414¼ (page 230), 1 pair handles SV314

When ordering give list number (in the case of escutcheons also lock number) and finish. For finishes see page 91.



No. SV1099



No. SV1349



No. SV310½



No. SV812



No. SV1416

Louis XIV School

THE period from 1643 to 1715 was productive of this school which flourished under the patronage of a lavish court. Yet it is a singularly refined and restrained style in which latticed backgrounds from an Italian source, shells, graceful cartouches, reeds bound together by leaves or ribbons and interrupted by well placed ornament in the panelling of flat spaces, interlaces charmingly combined with leaves and flowers and all in a classic vein are among the most easily recognized decorative forms. It is difficult to properly distinguish the work of the latter part of this period from the free designs of the Louis XV school following.

Evereux Design

Symbol SE

Cast bronze and brass

Appropriate finishes

AZ15 . . . Ormolu brass
AY52 . . . Imitation gold
AZ58 . . . "Oil rub"
BX67 . . . Verde antique
GY12 . . . Gold

For description of finishes see page 91.



Nos. SE90 and SE39

Knobs, escutcheons etc.

No.	Size	Description
SE69	3⅛ x 1¾ inches	Door knob with No. 0 (high) shank
SE39	2¾ x 2¾ "	" " " " " "
SE270	1¾ ins. diam.	Rose with thimble for lever handle
SE89	9¾ x 2½ inches	Plate for 3½ to 5 in. locks
SE90	9⅞ x 3½ "	" " 5 to 7½ " "
SE854	9⅞ x 3⅛ "	Cup for all sliding door locks
SE314	18⅛ x 3¼ "	Handle for locks Nos. 414¼, 428 and 472¼ series

List number of lock to be associated with escutcheons must always be specified. For escutcheons with thumb-turns add ½ to list number.

Other pieces

SE160	6⅜ x 1¼ inches	Bolt, Cremone (page 318)
SE167	" "	" " " 318
SE935	3½ "	Lever handle

When ordering give list number (in the case of escutcheons also lock number), size and finish. For finishes see page 91.



No. SE854



No. SE1348



No. SE314



No. SE1413

Evereux Design

Other pieces—continued

No.	Size	Description
SE554	15 x 3⅛ inches	Pull, door
SE1413	3⅞ x 1⅞ "	Push button
SE1730	9¾ x 2½ "	Push plate
	9⅞ x 3½ "	" "
	15 x 3⅛ "	" "
	18⅛ x 3¼ "	" "
SE1348	2 x 3⅞ "	Sash lift, flush
SE11348	" "	" " " locking

Locks in sets

SE1797	**Inside doors**	Lock 1620 (page 199), knobs SE69, 2 escutcheons SE89
SE2197	" "	Lock 1500 (page 202), knobs SE69, 2 escutcheons SE89
SE3297	**Communicating**	Lock 1535 (page 192), knobs SE69, 1 escn. each SE89 and SE89½
SE3697	"	Lock 1525 (page 193), knobs SE69, 2 escutcheons SE89½
SE139	**Sliding doors**	Lock 1706 (page 215), 2 cups SE854
SE149	" "	Lock 1716 (page 215), 4 cups SE854
SE159	" "	Lock 1726 (page 215), 4 cups SE854
SE8397	**Vestibule doors**	Lock 790 (page 222), knobs SE69, 2 escutcheons SE90
SE8297	**Front doors**	Lock 750 (page 222), knobs SE69, 1 escn. each SE90 and SE90½
SE9360	**Store doors**	Lock 414¼ (page 230), 1 pair handles SE314



Nos. SE89 and SE39

Jeumont Design

Symbol LJ

Cast bronze and brass

Appropriate finishes

AY52 . .	Imitation gold	AX71 . .	Olive green
AZ58 . . .	"Oil rub"	BX67 .	Verde antique

Knobs, escutcheons etc.

No.	Size	Description
LJ69	3 x 2⅞ inches	Door knob with No. 0 (high) shank
LJ91	14 x 3¾ "	Plate for locks Nos. 726 and 766 series *only*
LJ939	4⅞ "	Lever handle (page 425)
LJ1730	14 x 3¾ "	Push plate

List number of lock to be associated with escutcheons must always be specified. For escutcheons with thumb-turns add ½ to list number.

Locks in sets

LJ8599	**Vestibule doors**	Lock 766 (page 224), knobs LJ69, 2 escutcheons LJ91
LJ8499	**Front doors**	Lock 726 (page 224), knobs LJ69, 1 escn. each LJ91 and LJ91½

When ordering give list number (in the case of escutcheons also lock number), size and finish. For finishes see page 91.



Nos. LJ91 and LJ69

Menin Design

Symbol NM

Cast bronze, brass and iron

Appropriate finishes

AZ15	Ormolu brass	SX52	Oxidized silver
CY22	Old copper	GY10	Gold
SY55	Platinum silver	FX80	Bower-Barff

For description of finishes see page 91.



Nos. NM91 and NM68



Nos. NM89 and NM67

Knobs and roses

No.	Size	Description
NM69	3⅛ x 1¾ inches	Door knob with No. 0 (high) shank
NM68	3⅛ x 2⅝ "	" " " " " "
NM67	2⅝ x 1⅝ "	" " " " " "
NM30¼	1⅛ ins. diam.	Drawer knob with bolt and washer
NM30¾	" " "	Shutter " " wood screw
NM225	2½ " "	Rose with No. 0 (high) thimble

Escutcheons

NM89	10¼ x 3⅛ inches	Plate for 3½ to 5 in. locks
NM91	13 x 3⅛ "	" " 5 to 7½ " "
NM854	10¼ x 3⅛ "	Cup for all sliding door locks
NM870	11¾ x 3¼ "	" " locks Nos. 1734¼ and 1744 (outside) series *only*

List number of lock to be associated with escutcheons must always be specified.
For escutcheons with thumb-turns add ½ to list number.

Other pieces

NM160	9½ x 1½ inches	Bolt, Cremone (page 323)
NM50	5¾ x 2¾ "	" Rim extension (page 308)
NM547	13 x 3⅛ "	Pull, door
NM1416	6⅜ x 3⅛ "	Push button
NM1730	12¾ x 2¾ "	Push plate
	13 x 3⅛ "	" "
	13 x 4 "	" "
NM1349	2⅛ x 5¾ "	Sash lift, flush

Locks in sets

NM1797	Inside doors	Lock 1620 (page 199), knobs NM67, 2 escutcheons NM89
NM2197	" "	Lock 1500 (page 202), knobs NM67, 2 escutcheons NM89
NM3297	Communicating	Lock 1535 (page 192), knobs NM67, 1 escn. each NM89 and NM89½
NM3697	"	Lock 1525 (page 193), knobs NM67, 2 escutcheons NM89½
NM139	Sliding doors	Lock 1706 (page 215), 2 cups NM854
NM149	" "	Lock 1716 (page 215), 4 cups NM854
NM159	" "	Lock 1726 (page 215), 4 cups NM854
NM8399	Vestibule doors	Lock 790 (page 222), knobs NM68, 2 escutcheons NM91
NM8299	Front doors	Lock 750 (page 222), knobs NM68, 1 escn. each NM91 and NM91½

When ordering give list number (in the case of escutcheons also lock number), size and finish. For finishes see page 91.



No. NM1349



No. NM854



No. NM547



Nos. RN91 and RN36



Nos. RN88 and RN35

Nantes Design

Symbol RN

Cast bronze and iron

Appropriate finishes

BZ10 . . Buffed bronze BY21 . Oxidized bronze
FX80 . . Bower-Barff

For description of finishes see page 91.

Knobs

No.	Size	Description
RN37	2½ x 2½ inches	Door knob with No. 0 (high) shank
RN36	2½ x 2¼ "	" " " " " " "
RN35	2¼ x 2¼ "	" " " " " " "

Escutcheons and handles

RN88	9 x 2½ inches	Plate for 3½ to 4½ in. locks
RN91	14 x 3¼ "	" " 726 and 766 series *only*
RN314	19¾ x 3⅝ "	Handle for locks Nos. 414¼, 428 and 472¼ series

List number of lock to be associated with escutcheons must always be specified. For escutcheons with thumb-turns add ½ to list number.

Other pieces

RN1435	13	x 26½ inches	Kick plate
	13	x 27½ "	" "
	13	x 39⅛ "	" "
RN1532	2½	x 8½ "	Letter drop plate
RN1552	2½	x 8⅝ "	Hood for above
RN593	19¾	x 3⅝ "	Pull, door
RN1730	19¾	x 3⅝ "	Push plate
RN1360	2	x 7½ "	Sash lift, bar

Locks in sets

RN1786	**Inside doors**	Lock 1620 (page 199), knobs RN35, 2 escutcheons RN88
RN2186	" "	Lock 1500 (page 202), knobs RN35, 2 escutcheons RN88
RN2886	" "	Lock 1402 (page 207), knobs RN35, 1 escn. each RN88 and RN88½
RN3286	**Communicating**	Lock 1535 (page 192), knobs RN35, 1 escn. each RN88 and RN88½
RN3686	"	Lock 1525 (page 193), knobs RN35, 2 escutcheons RN88½
RN8589	**Vestibule doors**	Lock 766 (page 224), knobs RN36, 2 escutcheons RN91
RN8489	**Front doors**	Lock 726 (page 224), knobs RN36, 1 escn. each RN91 and RN91½
RN9520	**Store doors**	Lock 432¼ (page 230), 1 pair handles RN314

When ordering give list number (in the case of escutcheons also lock number), size and finish. For finishes see page 91.



No RN314



Nos. RN35 and H223



No. RN1532



No. RN1552

YALE

Cuts third size

Vendome Design

Symbol MV

Cast bronze and brass

Appropriate finishes

AZ15 . . . Ormolu brass
CY22 . . . Old copper
SX52 . Oxidized silver
SY55 . . Platinum silver
GZ10 . . Gold

For description of finishes see page 91.



Nos. MV90 and MV67



No. MV854

Knobs

No.	Size	Description
MV67	2½ x 1⅞ inches	Door knob with No. 0 (high) shank

Escutcheons

MV180	5½ x 2 inches	Plate for lock No. 269 *only*
MV181	6¾ x 1⅝ "	" " locks No. 1600 series *only*
MV181½	" "	" " " " 1605 " "
MV90	11½ x 2⅞ "	" " all inside door locks
MV8154	5¼ x 1 "	" " thumb-turn, Tee or lever handle
MV854	11½ x 2⅞ "	Cup for all sliding door locks

List number of lock to be associated with escutcheons must always be specified. For escutcheons with thumb-turns add ½ to list number.

Other pieces

MV1730	12¾ x 3⅜ inches	Push plate
MV1349	1⅞ x 5⅝ "	Sash lift, flush
MV11349	1⅞ x 5⅝ "	" " " locking

Locks in sets

MV155	**French windows**	Lock 1606 (page 195), 1 lever handle 910, 1 escutcheon MV181
MV175	" "	Lock 1611 (page 195), 1 lever handle 910, 1 escutcheon MV181½
MV2199	**Inside doors**	Lock 1500 (page 202), knobs MV67, 2 escutcheons MV90
MV2899	" "	Lock 1402 (page 207), knobs MV67, 1 escn. each MV90 and MV90½
MV3299	**Communicating**	Lock 1535 (page 192), knobs MV67, 1 escn. each MV90 and MV90½
MV3699	"	Lock 1525 (page 193), knobs MV67 2 escutcheons MV90½
MV139	**Sliding doors**	Lock 1706 (page 215), 2 cup escutcheons MV854
MV149	" "	Lock 1716 (page 215), 4 cup escutcheons MV854
MV159	" "	Lock 1726 (page 215), 4 cup escutcheons MV854

When ordering give list number (in the case of escutcheons also lock number) and finish. For finishes see page 91.



Nos. MV181 and 910



No. MV1349



No. MV1730

Versailles Design

Symbol HV

Cast bronze and brass

Appropriate finishes

AY22 . . . .Old brass
CY22 . . . .Old copper
SY52 . . .Oxidized silver
SY55 . . Platinum silver
GY10 . . Gold

For description of finishes see page 91.



Nos. HV92 and HV35

Knobs and escutcheons

No.	Size	Description
HV35	2¼ x 2¼ inches	Door knob with No. 0 (high) shank
HV181	7 x 1⅜ "	Plate for locks No. 1600 series *only*
HV181½	" "	" " " " 1605 " "
HV90	12¾ x 2¾ "	" " 3½ to 4¾ in. locks
HV92	14¾ x 2¾ "	" " 5 to 7½ " "
HV854	10½ x 2¾ "	Cup for all sliding door locks
HV314	19½ x 2¾ "	Handle for locks Nos. 414¼, 428 and 472¼ series

List number of lock to be associated with escutcheons must always be specified. For escutcheons with thumb-turns add ½ to list number.

Other pieces

HV547	14¾ x 2¾ inches		Pull, door
HV1416	6⅛ x 2¼	"	Push button
HV1730	12¾ x 2¾	"	Push plate
	19½ x 2¾	"	" "
HV1349	1¾ x 4⅝	"	Sash lift, flush
HV11349	"	"	" " " locking
XTA54	1⅝	"	Thumb-turn, $\frac{5}{16}$ in. spindle (page 473)
XTA35	1⅜	"	" $\frac{3}{16}$ " " "
XTA55	"	"	" $\frac{5}{16}$ " " "



No. HV547

Locks in sets

HV1789	**Inside doors**	Lock 1620 (page 199), knobs HV35, 2 escutcheons HV90
HV2189	" "	Lock 1500 (page 202), knobs HV35, 2 escutcheons HV90
HV2889	" "	Lock 1402 (page 207), knobs HV35, 1 escn. each HV90 and HV90½
HV3289	**Communicating**	Lock 1535 (page 192), knobs HV35, 1 escn. each HV90 and HV90½
HV3689	"	Lock 1525 (page 193), knobs HV35, 2 escutcheons HV90½
HV139	**Sliding doors**	Lock 1706 (page 215), 2 cups HV854
HV149	" "	Lock 1716 (page 215), 4 cups HV854
HV159	" "	Lock 1726 (page 215), 4 cups HV854

When ordering give list number (in the case of escutcheons also lock number), size and finish. For finishes see page 91.



No. HV854



No. HV1349



No. HV1416

YALE



No. HV314



Nos. TV37 and H223

Versailles Design

Locks in sets—continued

Set No.		Description
HV8389	**Vestibule doors**	Lock 790 (page 222), knobs HV35, 2 escutcheons HV92
HV8289	**Front doors**	Lock 750 (page 222), knobs HV35, 1 escn. each HV92 and HV92½
HV9370	**Store doors**	Lock 414¼ (page 230), 1 pair handles HV314

When ordering give list number and finish. For finishes see page 91.

Vinay Design

Symbol TV

Cast bronze, brass and iron

Appropriate finishes

AY21 . . . Oxidized brass AZ58 . "Oil rub"
FX80 . . Bower-Barff
For description of finishes see page 91.

Knobs

No.	Size	Description
TV37	2½ x 2½ inches	Door knob with No. 0 (high) shank

Escutcheons

TV89	10⅝ x 2⅞ inches	Plate for all locks
TV854	" "	Cup for all sliding door locks

List number of lock to be associated with escutcheons must always be specified. For escutcheons with thumb-turns add ½ to list number.

Other pieces

TV1730	10⅝ x 2⅞ inches	Push plate

Locks in sets

TV2188	**Inside doors**	Lock 1500 (page 202), knobs TV37, 2 escutcheons TV89
TV2888	" "	Lock 1402 (page 207), knobs TV37, 1 escn. each TV89 and TV89½
TV3288	**Communicating**	Lock 1535 (page 192), knobs TV37, 1 escn. each TV89 and TV89½
TV3688	"	Lock 1525 (page 193), knobs TV37, 2 escutcheons TV89½
TV139	**Sliding doors**	Lock 1706 (page 215), 2 cup escutcheons TV854
TV149	" "	Lock 1716 (page 215), 4 cup escutcheons TV854
TV159	" "	Lock 1726 (page 215), 4 cup escutcheons TV854
TV8388	**Vestibule doors**	Lock 790 (page 222), knobs TV37, 2 escutcheons TV89
TV8288	**Front doors**	Lock 750 (page 222), knobs TV37, 1 escn. each TV89 and TV89½

When ordering give list number (in the case of escutcheons also lock number) and finish. For finishes see page 91.



Nos. HV90 and HV35



Nos. TV89 and TV37







Nos. IV84 and IV67 and IV1646
Glass plates furnished only when so ordered

Valencia Design

Symbol IV

Cast bronze and brass

Appropriate finishes

AZ15 . . Ormolu brass
SY55 . Platinum silver
GZ10 . . . . Gold
FX80 . Bower-Barff

For description of finishes see page 91.

Knobs and escutcheons

No.	Size	Description
IV37	2½ x 2½ inches	Door knob with No. 0 (high) shank
IV36	2½ x 2¼ "	" " " " " "
IV35	2¼ x 2¼ "	" " " " " "
IV67	2½ x 1¾ "	" " " " " "
IV223	2¼ ins. diam.	Rose with No. 0 (high) thimble
IV83	6 x 3⅛ inches	Plate for locks Nos. 1475, 1500, 1502, 1503 and 1535 series *only*
IV84	6 x 3¼ "	Plate for locks Nos. 726 and 766 series *only*
IV89	10 x 2¾ "	Plate for locks No. 1535 series *only*
IV91	12¾ x 3¼ "	" " all pin-tumbler front door and vestibule locks
IV854	10 x 2¾ "	Cup for all sliding door locks
IV314	24½ x 4½ "	Handle for locks Nos. 414¼, 428 and 472¼ series

List number of lock to be associated with escutcheons must always be specified.
For escutcheons with thumb-turns add ½ to list number.

Other pieces

No.	Inches	Description	No.	Inches	Description
IV160	10¾ x 2	Bolt, Cremone (p 323)	IV1533	3¼ x 11	Letter drop plate
IV167	"	Bolt, Cremone (p. 323)	IV1553	"	Hood for above
IV50	3½ x 1¼	Bolt, Rim (p. 309)	IV1730	24½ x 4½	Push plate
IV965	3¾	Lever handle	IV1365	2 x 7¼	Sash lift, bar
IV1416	6½ x 2¾	Push button	IV1646	⅞ in. diam.	Scr. rosette

Locks in sets

IV2192	**Inside doors**	Lock 1500, IV67, 2 IV83
IV139	**Sliding doors**	Lock 1706, 2 cups IV854
IV149	" "	Lock 1716, 4 cups IV854
IV159	" "	Lock 1726, 4 cups IV854
IV8389	**Vestibule doors**	Lock 790, IV36, 2 IV91
IV8590	" "	Lock 766, IV67, 2 IV84
IV8289	**Front doors**	Lock 750, IV36, 1 IV91 & IV91½
IV8490	" "	Lock 726, IV67, 1 IV84 & IV84½
IV9560	**Store doors**	Lock 432¼, 1 pair IV314

When ordering give list number (in the case of escutcheons also lock number) and finish. For finishes see page 91.



No. IV1533



Nos. IV91 and IV36



No. IV854

Louis XV School

NOTICEABLE vivacity and originality mark this period and the term Rococo from "rocaille" the rocks, shells and weeds of the shore, aptly describes the free and often beautiful lines which constantly occur. Broken or abruptly changing curves, shells and a general sense of the waving growths of the shore weeds are constant motives, and all this is in harmony with the free and gayer life at Court from which designers took their cue. At its height the ornamentation is fascinatingly and inspiringly interesting.

Breton Design

Symbol TB

Cast bronze, brass and iron

Appropriate finishes

AZ15 . . . Ormolu brass — SX52 . Oxidized silver
SY55 . Platinum silver — GZ10 . . . . Gold
FX80 . . Bower-Barff

For description of finishes see page 91.



Nos. TB88 and TB67

Knobs and roses

No.	Size	Description
TB69	3⅛ x 1⅞ inches	Door knob with No. 0 (high) shank
TB68	3⅛ x 2⅝ "	" " " " " " "
TB67	2⅝ x 1⅝ "	" " " " " " "
TB64½	2 x 1¼ "	" " " " mortise bolt spindle
TB223	2¼ ins. diam	Rose with No. 0 (high) thimble

Escutcheons and handles

TB181	6 x 1⅜ inches	Plate for locks No. 1600 series *only*
TB181½	" "	" " " " 1605 " "
TB88	9½ x 2½ "	" " 3½ to 4¾ in. locks
TB90	11¾ x 3 "	" " 5 to 7½ " "
TB854	9½ x 2½ "	Cup for all sliding door locks
TB314	23 x 3¾ "	Handle for locks Nos. 414¼, 428 and 472¼ series

List number of lock to be associated with escutcheons must always be specified.
For escutcheons with thumb-turns add ½ to list number.



No. TB854

When ordering give list number (in the case of escutcheons also lock number) and finish. For finishes see page 91.



No. TB1099



No. TB1349

Breton Design



Nos. TB90 and TB68



No. TB1416

Other pieces

No.	Size	Description
TB1099	1⅞ x 5½ inches	Drawer pull, drop
TB1507	2½ x 9⅛ "	Letter drop plate
TB1527	" "	Hood for above
TB563	18 x 3¾ "	Pull, door
TB1416	5¾ x 2½ "	Push button
TB1730	11¾ x 3 "	Push plate
	18 x 3¾ "	" "
	23 x 3¾ "	" "
TB1349	1⅞ x 5½ "	Sash lift, flush

Locks in sets

TB155	**French windows**	Lock 1606 (page 195), 1 lever handle 915, 1 escutcheon TB181
TB175	" "	Lock 1611 (page 195), 1 lever handle 915, 1 escutcheon TB181½
TB1796	**Inside doors**	Lock 1620 (page 199), knobs TB67, 2 escutcheons TB88
TB2196	" "	Lock 1500 (page 202), knobs TB67, 2 escutcheons TB88
TB2896	" "	Lock 1402 (page 207), knobs TB67, 1 escn. each TB88 and TB88½
TB3296	**Communicating**	Lock 1535 (page 192), knobs TB67, 1 escn. each TB88 and TB88½
TB3696	"	Lock 1525 (page 193), knobs TB67, 2 escutcheons TB88½
TB139	**Sliding doors**	Lock 1706 (page 215), 2 cup escutcheons TB854
TB149	" "	Lock 1716 (page 215), 4 cup escutcheons TB854
TB159	" "	Lock 1726 (page 215), 4 cup escutcheons TB854
TB8399	**Vestibule doors**	Lock 790 (page 222), knobs TB68, 2 escutcheons TB90
TB8397	" "	Lock 790 (page 222), knobs TB68, 1 escn. each TB90 and TB88
TB8299	**Front doors**	Lock 750 (page 222), knobs TB68, 1 escn. each TB90 and TB90½
TB8297	" "	Lock 750 (page 222), knobs TB68, 1 escn. each TB90 and TB88½
TB9410	**Store doors**	Lock 414¼ (page 230), 1 pair handles TB314
TB9710	" "	Lock 472¼ (page 230), 1 pair handles TB314

When ordering give list number (in the case of escutcheons also lock number), size and finish. For finishes see page 91.



No. TB314



No. TB1507



No. TB1527



Nos. HF90 and HF68

Fleury Design

Symbol HF

Cast bronze and iron

Appropriate finishes

CX22 . . Old copper
SX52 . . Oxidized silver
SY55 . Platinum silver
GX10 . . . . Gold
FX80 . . Bower-Barff

For description of finishes see page 91.

Knobs and roses

No.	Size	Description
HF69	3 x 1¾ inches	Door knob with No. 0 (high) shank
HF68	3 x 2⅝ "	" " " " " "
HF67	2⅝ x 1⅝ "	" " " " " "
HF63¼	1¾ x ¾ "	Drawer knob with bolt and washer
HF63¾	" "	Shutter " " wood screw
HF223	2¼ ins. diam.	Rose with No. 0 (high) thimble
HF273	" "	" for lever handle (page 429)

Escutcheons and handles

HF181	6 x 1¼ inches	Plate for locks No. 1600 series *only*
HF181½	" "	" " " " 1605 " "
HF87	8½ x 1½ "	" " 3½ in. locks *only*
HF88	9 x 2¼ "	" " 4 to 5 in. locks
HF89	10 x 2¾ "	" " all inside door locks
HF90	12 x 2¾ "	" " 5 to 7½ in. locks
HF6355	4¾ x 1¼ "	" " thumb-turn, Tee or lever handle
HF8054	5⅛ x ⅞ "	Plate for thumb-turn, Tee or lever handle
HF812	3¼ x 1¼ "	Key plate for all locks
HF854	10¾ x 2½ "	Cup for all sliding door locks
HF314	18 x 2⅝ "	Handle for locks Nos. 414¼, 428 and 472¼ series

List number of lock to be associated with escutcheons must always be specified. For escutcheons with thumb-turns add ½ to list number.

Other pieces

HF150	6 x 1 inches	Bolt, Cremone (page 318)
HF151	" " "	" " " 319
HF160	6½ x 1⅝ "	" " " 319
HF161	" "	" " " 319
HF162	" "	" " " 319
HF167	" "	" " " 319
HF1099	1¾ x 5⅝ "	Drawer pull, drop
HF963	2⅞ inches	Lever handle (page 429)
HF970	5 "	" "
HF965	3¾ "	" "

When ordering give list number (in the case of escutcheons also lock number) and finish. For finishes see page 91.



No. HF854



Nos. HF89 and HF67



No. HF545



No. XHF1360

Fleury Design



No. HF314

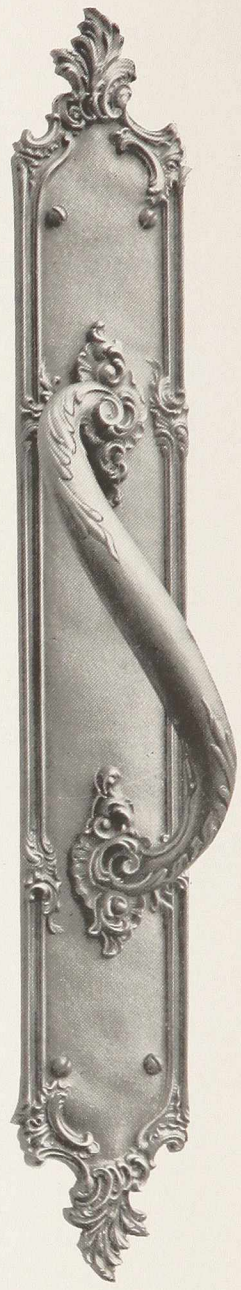

No. HF563

Other pieces—continued

No.	Size	Description
HF545	12 x 2¾ inches	Pull, door
HF563	18 x 2⅝ "	" "
HF1416	5⅞ x 2¼ "	Push button
HF1730	12 x 2¾ "	Push plate
	18 x 2⅝ "	" "
XHF1360	2⅛ x 9 "	Sash lift, bar
HF1348	1¼ x 4¾ "	" " flush
HF1349	1¾ x 5½ "	" " "
HF11349	" "	" " " locking

Locks in sets

HF155	**French windows**	Lock 1606 (page 195), 1 lever handle HF963, 1 escutcheon HF181
HF175	" "	Lock 1611 (page 195), 1 lever handle HF963, 1 escutcheon HF181½
HF1795	**Inside doors**	Lock 1620 (page 199), knobs HF67, 2 escutcheons HF87
HF2196	" "	Lock 1500 (page 202), knobs HF67, 2 escutcheons HF88
HF2896	" "	Lock 1402 (page 207), knobs HF67, 1 escn. each HF88 and HF88½
HF3296	**Communicating**	Lock 1535 (page 192), knobs HF67, 1 escn. each HF88 and HF88½
HF3696	"	Lock 1525 (page 193), knobs HF67, 2 escutcheons HF88½
HF139	**Sliding doors**	Lock 1706 (page 215), 2 cup escutcheons HF854
HF149	" "	Lock 1716 (page 215), 4 cup escutcheons HF854
HF159	" "	Lock 1726 (page 215), 4 cup escutcheons HF854
HF8399	**Vestibule doors**	Lock 790 (page 222), knobs HF68, 2 escutcheons HF90
HF8397	" "	Lock 790 (page 222), knobs HF68, 1 escn. each HF90 and HF88
HF8299	**Front doors**	Lock 750 (page 222), knobs HF68, 1 escn. each HF90 and HF90½
HF8297	" "	Lock 750 (page 222), knobs HF68, 1 escn. each HF90 and HF88½
HF9360	**Store doors**	Lock 414¼ (page 230), 1 pair handles HF314
HF9660	" "	Lock 472¼ (page 230), 1 pair handles HF314

When ordering give list number (in the case of escutcheons also lock number), size and finish. For finishes see page 91.



No. HF1416



No. HF1349



No. HF1099

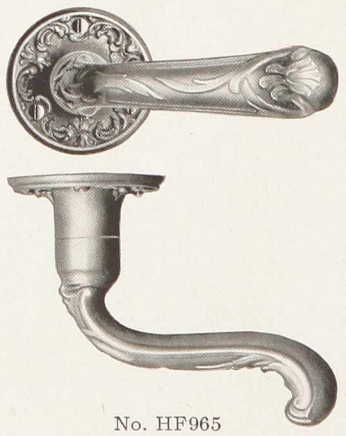

No. HF965



No. HF812

YALE

Cuts third size

Fontenoy Design

Symbol IF

Cast bronze and brass

Appropriate finishes

AZ15 . Ormolu brass
CY22 . . . Old copper
SY52 . Oxidized silver
GY10 . . . . Gold

For description of finishes see page 91.



Nos. IF89 and IF68



Nos. IF181 and 902



No. IF1413

Knobs and roses

No.	Size	Description
IF69	3 x 1¾ inches	Door knob with No. 0 (high) shank
IF68	3 x 2½ "	" " " " " " "
IF67	2½ x 1⅝ "	" " " " " " "
IF63¼	1¾ x ⅝ "	Drawer knob with bolt and washer
IF63¾	" "	Shutter " " wood screw
IF30¼	1⅛ ins. diam.	Drawer " " bolt and washer
IF30¾	" " "	Shutter " " wood screw
IF273	2¼ " "	Rose for lever handle (page 430)

Escutcheons

IF181	5 x 1 inches	Plate for locks No. 1600 series *only*
IF181½	" "	" " " " 1605 " "
IF180	5½ x 1 "	" " lock 269 *only*
IF88	9½ x 3⅛ "	" " 3½ to 5 in. locks
IF89	9⅝ x 3 "	" " locks Nos. 726, 750, 766 and 790 series *only*
IF4105	3 x 1 "	Plate for thumb-turn, etc.
IF7654	4⅝ x 1⅛ "	" " " "
IF7655	" "	" " " "
IF812	3 x ⅞ "	Key plate for all locks
IF850	9¼ x 2 "	Cup for all sliding door locks
IF854	9⅜ x 2⅞ "	" " " " " "

List number of lock to be associated with escutcheons must always be specified.
For escutcheons with thumb-turns add ½ to list number.

Other pieces

IF55	6¾ x 2⅛ inches	Bolt, mortise single extension
IF964	3⅞ "	Lever handle (page 430)
IF554	15 x 4½ "	Pull, door
IF1413	6¾ x 3¼ "	Push button
IF1730	9½ x 3⅛ "	Push plate
	15 x 4½ "	" "
IF1348	1⅞ x 4¾ "	Sash lift, flush
IF11348	" "	" " " locking
IF1349	2⅛ x 5⅝ "	" " "
IF11349	" "	" " " locking
IF1365	1⅝ x 5½ "	" " bar
IF1386	3⅛ x 2⅝ "	Shutter bar
XTB35	1⅝ "	Thumb-turn, $\frac{3}{16}$ in. spindle (page 473)
XTB55	" "	" $\frac{5}{16}$ " " "

When ordering give list number (in the case of escutcheons also lock number), size and finish. For finishes see page 91.



No. IF1099



No. IF554



No. IF55



Nos. IF88 and IF67



No. IF812



No. IF854

Fontenoy Design

Cabinet hardware

No.	Size	Description
IF1070	1½ x 4½ inches	Drawer pull, surface
IF1071	1½ x 5½ "	" " "
IF1069	3½ x 5½ "	" " "
IF1099	1¾ x 4¾ "	" " drop
IF1969	5 x 1⅛ "	Hinge plate, middle
IF4803	3 x ⅞ "	Key plate for bit key locks
IF6803	4½ x ½ "	" " " " " "
IF804	1 x 3 "	" " " flat key locks
IF805	3 x 1 "	" " " " " "

Locks in sets

IF1797	**Inside doors**	Lock 1620, IF67, 2 IF88
IF2197	" "	Lock 1500, IF67, 2 IF88
IF2897	" "	Lock 1402, IF67, 1 IF88 & IF88½
IF3297	**Communicating**	Lock 1535, IF67, 1 IF88 & IF88½
IF3697	"	Lock 1525, IF67, 2 IF88½
IF139	**Sliding doors**	Lock 1706, 2 cups IF854
IF149	" "	Lock 1716, 4 cups IF854
IF159	" "	Lock 1726, 4 cups IF854
IF8397	**Vestibule doors**	Lock 790, IF68, 2 IF89
IF8297	**Front doors**	Lock 750, IF68, 1 IF89 & IF89½

Marly Design

Symbol JM

Cast bronze, brass and iron

Appropriate finishes

AZ15	Ormolu brass	SX52	Oxidized silver
CX22	Old copper	FX80	Bower-Barff

For description of finishes see page 91.

Knobs and escutcheons

No.	Size	Description
JM69	3 x 1¾ inches	Door knob with No. 0 (high) shank
JM68	3 x 2½ "	" " " " " "
JM67	2½ x 1⅝ "	" " " " " "
JM93	16⅜ x 3⅛ "	Plate for locks Nos. 726 and 766 series *only*
JM314	20¼ x 3¼ "	Handle for locks Nos. 414¼, 428 and 472¼ series

List number of lock to be associated with escutcheons must always be specified.
For escutcheons with thumb-turns add ½ to list number.

Other pieces

JM596	19⅞ x 3⅛ inches	Pull, door
JM1416	5⅝ x 3⅛ "	Push button
JM1730	20⅛ x 3⅛ "	Push plate
JM1952	20¼ x 19⅞ x 4 ins.	Hinge plate, top and bottom
JM1969	20 x 4 "	" " middle
JM1968	20¼ x 19¾ x 4 "	" " " with arm
XTB35	1¾ inches	Thumb-turn, $\frac{3}{16}$ in. spindle (page 473)
XTB55	" "	" $\frac{5}{16}$ " " " "

When ordering give list number (in the case of escutcheons also lock number) and finish. For finishes see page 91.



No. JM314



No. JM1416

YALE

Navarro Design

Symbol ON

Cast bronze and brass

Appropriate finishes

AX17 . . Oxidized brass BX12 . . Oxidized bronze

CX17 . . Old copper

For description of finishes see page 91.



Nos. ON90 and ON68



No. ON61¾



Nos. ON87 and ON67

Knobs and roses

No.	Size	Description
ON69	3 x 1⅞ inches	Door knob with No. 0 (high) shank
ON68	3 x 2⅝ "	" " " " " "
ON67	2⅝ x 1⅝ "	" " " " " "
ON169	3 x 1⅞ "	Door knob with No. 1 (low) shank
ON168	3 x 2⅝ "	" " " " " "
ON167	2⅝ x 1⅝ "	" " " " " "
ON61½	1⅜ x ¾ "	" " " mortise bolt spindle
ON61¼	" "	Drawer knob with bolt and washer
ON61¾	" "	Shutter " " wood screw
ON223	2¼ ins. diam.	Rose with No. 0 (high) thimble
ON323	" " "	" " " 1 (low) "

Escutcheons and handles

ON181	5¾ x 1¼ inches	Plate for locks No. 1600 series *only*
ON181½	" "	" " " " 1605 " "
ON86	7⅜ x 2¼ "	Plate with No. 0 thimble for 3½ in. locks *only*
ON186	" "	Plate with No. 1 thimble for 3½ in. locks *only*
ON87	8⅝ x 2⅜ "	Plate with No. 0 thimble for 3½ to 4 in. locks
ON187	" "	Plate with No. 1 thimble for 3½ to 4 in. locks
ON88	9½ x 2⅜ "	Plate with No. 0 thimble for 4¼ to 4¾ in. locks
ON188	" "	Plate with No. 1 thimble for 4¼ to 4¾ in. locks
ON90	11⅛ x 2⅞ "	Plate with No. 0 thimble for 5 to 7½ in. locks
ON190	" "	Plate with No. 1 thimble for 5 to 7½ in. locks
ON91	13½ x 2⅞ "	Plate with No. 0 thimble for 5 to 7½ in. locks
ON191	" "	Plate with No. 1 thimble for 5 to 7½ in. locks
ON4305	3⅜ x 1¼ "	Plate for thumb-turn, etc.
ON5145	3⅝ x 1 "	" " " "
ON6155	4⅜ x 1 "	" " " "
ON812	2¾ x 1 "	Key plate for all locks
ON850	8⅝ x 2½ "	Cup for all sliding door locks
ON854	11 x 3 "	" " " " " "

When ordering give list number (in the case of escutcheons also lock number) and finish. For finishes see page 91.



No. ON1349



No. ON1062



No. ON850



No. ON812



No. ON53

Cuts third size

Navarro Design



Nos. ON90 and ON67

Escutcheons and handles—continued

No.	Size	Description
ON310	16¼ x 3⅛ inches	Handle for locks No. 405 series
ON314	18 x 3¼ "	" " " Nos. 414¼, 428 and 472¼ series
ON8634½	17½ x 3¼ "	Handle for locks Nos. 414¼, 428 and 472¼ series (page 369)

List number of lock to be associated with escutcheons must always be specified. For escutcheons with thumb-turns add ½ to list number.

Other pieces

ON53	7 x 1½ inches	Bolt, mortise single extension
ON1062	1¾ x 5½ "	Drawer pull, surface
ON1099	1¾ x 5¼ "	" " drop
ON1507	2⅜ x 8¾ "	Letter drop plate
ON1517	" "	Inside plate for above
ON1527	" "	Hood for above
ON545	13⅜ x 2⅞ "	Pull, door
ON1413	5½ x 2 "	Push button
ON1730	13⅜ x 2⅞ "	Push plate
	18 x 3¼ "	" "
ON1343	1½ x 2⅞ "	Sash lift, hook
ON1349	1¾ x 5¼ "	" " flush

Locks in sets

ON464	**Inside doors**	Lock 801 (page 196), knobs ON167, 2 escutcheons ON186
ON1064	" "	Lock 881 (page 198), knobs ON167, 2 escutcheons ON186
ON1664	" "	Lock 821 (page 197), knobs ON167, 2 escutcheons ON186
ON1664¾	" "	Lock 820 (page 197), knobs ON167, 2 escutcheons ON186
ON2065	" "	Lock 831 (page 203), knobs ON167, 2 escutcheons ON187
ON2765	" "	Lock 861 (page 206), knobs ON167, 1 escn. each ON187 and ON187½
ON1794	" "	Lock 1620 (page 199), knobs ON67, 2 escutcheons ON86
ON2196	" "	Lock 1500 (page 202), knobs ON67, 2 escutcheons ON88
ON2896	" "	Lock 1402 (page 207), knobs ON67, 1 escn. each ON88 and ON88½
ON3164	**Communicating**	Lock 1519 (page 191), knobs ON167, 1 escn. each ON186 and ON186½
ON3466	"	Lock 1529 (page 191), knobs ON167, 2 escutcheons ON188½

When ordering give list number (in the case of escutcheons also lock number), size and finish. For finishes see page 91.



No. ON310



No. ON545



No. ON1507



No. ON1413

YALE

Navarro Design



No. ON314

Locks in sets—continued

Set No.		Description
ON3296	Communicating	Lock 1535 (page 192), knobs ON67, 1 escn. each ON88 and ON88½
ON3696	"	Lock 1525 (page 193), knobs ON67, 2 escutcheons ON88½
ON107	Sliding doors	Lock 1705 (page 214), 2 cup escutcheons ON850
ON117	" "	Lock 1715 (page 214), 4 cup escutcheons ON850
ON127	" "	Lock 1725 (page 214), 4 cup escutcheons ON850
ON137	" "	Lock 1706 (page 215), 2 cup escutcheons ON850
ON147	" "	Lock 1716 (page 215), 4 cup escutcheons ON850
ON157	" "	Lock 1726 (page 215), 4 cup escutcheons ON850
ON5361	Vestibule doors	Lock 771 (page 220), knobs ON167, 2 escutcheons ON187
ON5366	" "	Lock 771 (page 220), knobs ON167 1 escn. each ON190 and ON187
ON6361	" "	Lock 711 (page 221), knobs ON167, 2 escutcheons ON187
ON6366	" "	Lock 711 (page 221), knobs ON167, 1 escn. each ON190 and ON187
ON8399	" "	Lock 790 (page 222), knobs ON68, 2 escutcheons ON90
ON8397	" "	Lock 790 (page 222), knobs ON68 1 escn. each ON90 and ON88
ON5269	Front doors	Lock 761 (page 220), knobs ON168, 2 escutcheons ON190
ON5266	" "	Lock 761 (page 220), knobs ON168, 1 escn. each ON190 and ON187
ON6269	" "	Lock 701 (page 221), knobs ON168, 2 escutcheons ON190
ON6266	" "	Lock 701 (page 221), knobs ON168, 1 escn. each ON190 and ON187
ON8299	" "	Lock 750 (page 222), knobs ON68, 1 escn. each ON90 and ON90½
ON8297	" "	Lock 750 (page 222), knobs ON68, 1 escn. each ON90 and ON88½
ON8530	Store doors	Lock 405 (page 231), 1 pair handles ON310
ON9360	" "	Lock 414¼ (page 230), 1 pair handles ON314
ON8780	" "	Lock 414¼ (page 230), 1 pair handles ON8634½

When ordering give list number (in the case of escutcheons also lock number) and finish. For finishes see page 91.



No. ON1730
13⅜ x 2⅞ inches



Nos. ON4305 and 59



Nos. ON167 and ON323



No. ON1099



No. ON1527

Cuts third size

YALE

Vilaine Design

Symbol RV

Cast bronze and brass

Appropriate finishes

AZ15 . . Ormolu brass
AZ58 . . "Oil rub"
AY50 . Imitation gold
GY12 . . . Gold

For description of finishes see page 91.



Nos. RV89 and RV69



No RV854

Knobs, escutcheons etc.

No.	Size	Description
RV69	3 x 1⅝ inches	Door knob with No. 0 (high) shank
RV89	9¼ x 2¾ "	Plate for locks Nos. 1620, 1500, 1525 and 1535 series *only*
RV854	" "	Cup for all sliding door locks
RV1349	2 x 4⅞ "	Sash lift, flush

List number of lock to be associated with escutcheons must always be specified.
For escutcheons with thumb-turns add ½ to list number.

Locks in sets

RV1796	**Inside doors**	Lock 1620, RV69, 2 RV89
RV2196	" "	Lock 1500, RV69, 2 RV89
RV3296	**Communicating**	Lock 1535, RV69, 1 each RV89 and RV89½
RV3696	"	Lock 1525, RV69, 2 RV89½
RV139	**Sliding doors**	Lock 1706, 2 cups RV854
RV149	" "	Lock 1716, 4 cups RV854
RV159	" "	Lock 1726, 4 cups RV854



No. RV1349

Villeroi Design

Symbol LV

Cast bronze

Appropriate finishes

CY22 . . Old copper
SY55 Platinum silver
SX52 . Oxidized silver
GZ10 . . . . . Gold

For description of finishes see page 91.



Nos. LV90 and LV35



Nos. LV90 and LV35

Knobs, escutcheons etc.

No.	Size	Description
LV35	2¼ x 2¼ inches	Door knob with No. 0 (high) shank
LV90	12⅛ x 2⅞ "	Plate for all locks
LV1730	" "	Push plate
XTB35	1⅝ "	Thumb-turn, $\frac{3}{16}$ in. spindle (page 473)
XTB55	" "	" $\frac{5}{16}$ " " " "

List number of lock to be associated with escutcheons must always be specified.
For escutcheons with thumb-turns add ½ to list number.

When ordering give list number (in the case of escutcheons also lock number) and finish. For finishes see page 91.

YALE

Louis XVI School

INTENSE reaction from the excesses of the Court of Louis XV, as if turning once more to the light before reaching utter darkness, is evident in French art from 1774 to 1792, when it reverted to a strong classic vein which makes it most beautiful and interesting. Rich without being over-done, and scholastic without pedantry, designers turn to it with evident pleasure as is shown by the excellent work done to-day in this school. Flutings and buds carved therein, charming borders of reeds and ribbons, the guilloche, the foliaged arabesque, flower and fruit festoons, pine cone finials and griffins, cherubs, palms, pearls, etc., with many other classic suggestions are noticeable.

Chatillon Design

Symbol MC

Cast bronze and brass

Appropriate finishes

AZ15 .	Ormolu brass	SY52 .	Oxidized silver
SY55	Platinum silver	GZ10	Gold

For description of finishes see page 91.



Nos. MC89 and MC69

Knobs and roses

No.	Size	Description
MC69	3 x 1⅝ inches	Door knob with No. 0 (high) shank
MC61¼	1⅜ x 1⅛ "	Drawer knob with bolt and washer
MC61¾	" "	Shutter " " wood screw
MC225	2½ ins. diam.	Rose with No. 0 (high) thimble
MC274	" " "	" for lever handle (page 429)

Escutcheons

MC181	6¼ x 1⅝ inches	Plate for locks No. 1600 series *only*
MC181½	" "	" " " " 1605 " "
MC89	9¾ x 3⅛ "	" " " Nos. 1500, 1502, 1503 and 1475 series *only*
MC89½	" "	Plate for locks No. 1534 series *only*
MC91	13⅜ x 3⅛ "	" " " " 726, 766, 750 and 790 series *only*

List number of lock to be associated with escutcheons must always be specified.
For escutcheons with thumb-turns add ½ to list number.

When ordering give list number (in the case of escutcheons also lock number) and finish. For finishes see page 91.



No. MC1427

Chatillon Design



Nos. MC91 and MC69



No. MC854

Escutcheons—continued

No.	Size	Description
MC812	2⅜ x 1¾ inches	Key plate for all locks
MC854	9¾ x 3⅛ "	Cup for all sliding door locks

Other pieces

MC160	7⅞ x 1⅝ inches	Bolt, Cremone (page 316)
MC164	8⅜ x 1⅝ "	" " " "
MC165	" "	" " " "
MC167	7⅞ x 1⅝ "	" " " "
MC179	8⅞ x 2 "	" " (page 326)
MC185	7¼ x 1¾ "	" Espagnolette (page 329)
MC50	6 x 2½ "	" Rim extension (page 309)
MC1127	1¼ ins. diam.	Cylinder head (page 346)
MC1099	1⅞ x 5⅛ inches	Drawer pull, drop
MC1427	9⅝ x 3 "	Door knocker, with peep hole
MC935	3½ "	Lever handle (page 429)
MC1413	3⅝ x 1⅞ "	Push button
MC1730	15¼ x 3⅛ "	Push plate
MC1349	1⅞ x 5¼ "	Sash lift, flush
MC1430	5¼ x 3 "	Switch plate, 2 button (page 466)
	9¾ x 1⅞ "	" " 4 " " "
	11¼ x 3⅛ "	" " 6 " " "
XTB35	1⅝ "	Thumb-turn, $\frac{3}{16}$ in. spindle (page 473)
XTB55	" "	" $\frac{5}{16}$ " " " "

Locks in sets

MC155	**French windows**	Lock 1606 (page 195), 1 lever handle 910, 1 escutcheon MC181
MC175	" "	Lock 1611 (page 195), 1 lever handle 910, 1 escutcheon MC181½
MC2196	**Inside doors**	Lock 1500 (page 202), knobs MC69, 2 escutcheons MC89
MC3496	**Communicating**	Lock 1534 (page 192), knobs MC69, 2 escutcheons MC89½
MC139	**Sliding doors**	Lock 1706 (page 215), 2 cup escutcheons MC854
MC149	" "	Lock 1716 (page 215), 4 cup escutcheons MC854
MC159	" "	Lock 1726 (page 215), 4 cup escutcheons MC854
MC8399	**Vestibule doors**	Lock 790 (page 222), knobs MC69, 2 escutcheons MC91
MC8299	**Front doors**	Lock 750 (page 222), knobs MC69, 1 escutcheon each MC91 and MC91½

When ordering give list number (in the case of escutcheons also lock number), size and finish. For finishes see page 91.



No. MC1349



No. MC160



No. MC1413

Compiegne Design

Symbol UC

Cast bronze and brass

Appropriate finishes

AY22 . . . Old brass
CY22 . . Old copper
SY52 . Oxidized silver
GY10 . . . . Gold

For description of finishes see page 91.



Nos. UC91 and UC65



No. UC854

Knobs and escutcheons

No.	Size	Description
UC65	2¼ x 2 inches	Door knob with No. 0 (high) shank
UC223	2¼ ins. diam.	Rose with No. 0 (high) thimble
UC181	6¾ x 1¼ inches	Plate for locks No. 1600 series *only*
UC181½	" "	" " " " 1605 " "
UC90	11½ x 2¾ "	" " 3½ to 5 in. locks
UC91	13 x 2¾ "	" " 5 to 7½ " "
UC854	11½ x 2¼ "	Cup for all sliding door locks

List number of lock to be associated with escutcheons must always be specified.
For escutcheons with thumb-turns add ½ to list number.

Other pieces

UC545	13 x 2¾ inches	Pull, door
UC1416	6⅛ x 2¾ "	Push button
UC1730	13 x 2¾ "	Push plate
UC1349	1¾ x 6¼ "	Sash lift, flush
XTB54	1⅝ "	Thumb-turn, $\frac{5}{16}$ in. spindle (page 473)
XTB35	1⅜ "	" $\frac{3}{16}$ " " " "
XTB55	" "	" $\frac{5}{16}$ " " " "

Locks in sets

UC1798	**Inside doors**	Lock 1620 (page 199), knobs UC65, 2 escutcheons UC90
UC2198	" "	Lock 1500 (page 202), knobs UC65, 2 escutcheons UC90
UC2898	" "	Lock 1402 (page 207), knobs UC65, 1 escn. each UC90 and UC90½
UC3298	**Communicating**	Lock 1535 (page 192), knobs UC65, 1 escn. each UC90 and UC90½
UC3698	"	Lock 1525 (page 193), knobs UC65, 2 escutcheons UC90½
UC139	**Sliding doors**	Lock 1706 (page 215), 2 cups UC854
UC149	" "	Lock 1716 (page 215), 4 cups UC854
UC159	" "	Lock 1726 (page 215), 4 cups UC854
UC8399	**Vestibule doors**	Lock 790 (page 222), knobs UC65, 2 escutcheons UC91
UC8299	**Front doors**	Lock 750 (page 222), knobs UC65, 1 escn. each UC91 and UC91½

When ordering give list number (in the case of escutcheons also lock number) and finish. For finishes see page 91.



Nos. UC90 and UC65



No. UC1349



No. UC545

Drouet Design

Symbol TD

Cast bronze and brass

Appropriate finishes

AZ58 . . "Oil rub" AY22 . . Old brass
AY52 . Imitation gold GY12 . . . Gold

For description of finishes see page 91.



Nos. TD90 and TD67



No. TD854

Knobs and escutcheons

No.	Size	Description
TD67	2⅝ x 1⅝ inches	Door knob with No. 0 (high) shank
TD224	2⅜ ins. diam.	Rose with No. 0 (high) thimble
TD240	2⅝ x 1⅝ inches	" " " " "
TD89	10 x 2⅜ "	Plate for 3½ to 5 in. locks
TD90	11⅝ x 3 "	" " 5 to 7½ " "
TD812	2⅝ x 1⅛ "	Key plate for all locks
TD854	9⅞ x 2¼ "	Cup for all sliding door locks

List number of lock to be associated with escutcheons must always be specified.
For escutcheons with thumb-turns add ½ to list number.

Other pieces

TD160	7 x 1½ inches	Bolt, Cremone (page 317)
TD1133	2 ins. diam.	Cylinder ring
TD1427	9⅞ x 2¼ inches	Door knocker, with peep hole
TD1099	1¾ x 4¾ "	Drawer pull, drop
TD1413	5 x 2¼ "	Push button
TD1730	10 x 2⅜ "	Push plate
	11⅝ x 3 "	" "
	14 x 3 "	" "
TD1349	1¾ x 4¾ "	Sash lift, flush

Locks in sets

TD1798	**Inside doors**	Lock 1620 (page 199), knobs TD67, 2 escutcheons TD89
TD2198	" "	Lock 1500 (page 202), knobs TD67, 2 escutcheons TD89
TD2898	" "	Lock 1402 (page 207), knobs TD67, 1 escn. each TD89 and TD89½
TD3298	**Communicating**	Lock 1535 (page 192), knobs TD67, 1 escn. each TD89 and TD89½
TD3698	"	Lock 1525 (page 193), knobs TD67, 2 escutcheons TD89½
TD139	**Sliding doors**	Lock 1706 (page 215), 2 cups TD854
TD149	" "	Lock 1716 (page 215), 4 cups TD854
TD159	" "	Lock 1726 (page 215), 4 cups TD854
TD8399	**Vestibule doors**	Lock 790 (page 222), knobs TD67, 2 escutcheons TD90
TD8299	**Front doors**	Lock 750 (page 222), knobs TD67, 1 escn. each TD90 and TD90½

When ordering give list number (in the case of escutcheons also lock number), size and finish. For finishes see page 91.

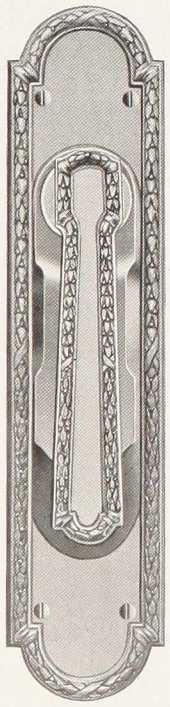

No. TD1427



No. TD1349



No. TD1099



Nos. TD89 and TD67

Dubarry Design

Symbol VD

Cast bronze and brass

Appropriate finishes

AY22 . . . Old brass
CY22 . . Old copper
SY52 . Oxidized silver
GY10. . . . . Gold

For description of finishes see page 91.



Nos. VD89 and VD65



Nos. VD88 and VD65

Knobs and escutcheons

No.	Size	Description
VD65	2¼ x 2 inches	Door knob with No. 0 (high) shank
VD181	6¾ x 1¼ "	Plate for locks No. 1600 series *only*
VD181½	" "	" " " " 1605 " "
VD88	9⅜ x 2⅜ "	" " 3½ to 4½ in. locks
VD89	10¾ x 2¾ "	" " 4¾ to 7½ " "
VD854	9⅜ x 2⅜ "	Cup for all sliding door locks

List number of lock to be associated with escutcheons must always be specified.
For escutcheons with thumb-turns add ½ to list number.

Other pieces

VD1099	1¾ x 6¼ inches	Drawer pull, drop
VD545	9⅜ x 2⅜ "	Pull, door
VD1349	1¾ x 6¼ "	Sash lift, flush

Locks in sets

VD155	**French windows**	Lock 1606 (page 195), 1 lever handle 910, 1 escutcheon VD181
VD175	" "	Lock 1611 (page 195), 1 lever handle 910, 1 escutcheon VD181½
VD1796	**Inside doors**	Lock 1620 (page 199), knobs VD65, 2 escutcheons VD88
VD2196	" "	Lock 1500 (page 202), knobs VD65, 2 escutcheons VD88
VD2896	" "	Lock 1402 (page 207), knobs VD65, 1 escn. each VD88 and VD88½
VD3296	**Communicating**	Lock 1535 (page 192), knobs VD65, 1 escn. each VD88 and VD88½
VD3696	"	Lock 1525 (page 193), knobs VD65, 2 escutcheons VD88½
VD139	**Sliding doors**	Lock 1706 (page 215), 2 cup escutcheons VD854
VD149	" "	Lock 1716 (page 215), 4 cup escutcheons VD854
VD159	" "	Lock 1726 (page 215), 4 cup escutcheons VD854
VD8398	**Vestibule doors**	Lock 790 (page 222), knobs VD65, 2 escutcheons VD89
VD8298	**Front doors**	Lock 750 (page 222), knobs VD65, 1 escn. each VD89 and VD89½

When ordering give list number (in the case of escutcheons also lock number) and finish. For finishes see page 91.



No. VD854



No. VD545



No. VD1349

Fontaine Design

Symbol RF

Cast bronze and brass

Appropriate finishes

AZ58 . . . "Oil rub" SY52 Oxidized silver
AY52 . Imitation gold GY12 . . . Gold

For description of finishes see page 91.



Nos. RF91 and OL69



Nos RF88 and OL69

Knobs

No.	Size	Description
OL69	3⅛ x 1¼ inches	Door knob with No. 0 (high) shank

Escutcheons

RF88	9¼ x 2¾ inches	Plate for 3½ to 5 in. locks
RF91	13½ x 3 "	" " 5 to 7½ " "
RF854	9¼ x 2¾ "	Cup for all sliding door locks

List number of lock to be associated with escutcheons must always be specified.
For escutcheons with thumb-turns add ½ to list number.

Other pieces

OL965	4¼ inches	Lever handle (page 430)
RF1730	9¼ x 2¾ "	Push plate
	13½ x 3 "	" "
RF1349	1¾ x 5⅜ "	Sash lift, flush

Locks in sets

RF1786	**Inside doors**	Lock 1620 (page 199), knobs OL69, 2 escutcheons RF88
RF2186	" "	Lock 1500 (page 202), knobs OL69, 2 escutcheons RF88
RF2886	" "	Lock 1402 (page 207), knobs OL69, 1 escn. each RF88 and RF88½
RF3286	**Communicating**	Lock 1535 (page 192), knobs OL69, 1 escn. each RF88 and RF88½
RF3686	"	Lock 1525 (page 193), knobs OL69, 2 escutcheons RF88½
RF139	**Sliding doors**	Lock 1706 (page 215), 2 cup escutcheons RF854
RF149	" "	Lock 1716 (page 215), 4 cup escutcheons RF854
RF159	" "	Lock 1726 (page 215), 4 cup escutcheons RF854
RF8389	**Vestibule doors**	Lock 790 (page 222), knobs OL69, 2 escutcheons RF91
RF8289	**Front doors**	Lock 750 (page 222), knobs OL69, 1 escn. each RF91 and RF91½

When ordering give list number (in the case of escutcheons also lock number), size and finish. For finishes see page 91.



No. RF1349



No. RF854



No. RF1730
13½ x 3 inches



Nos. PJ87 and PJ65

Jourdan Design

Symbol PJ

Cast bronze and brass

Appropriate finishes

AZ10 . . Buffed brass
AY22 . . . Old brass
AY52 . . Imitation gold
AZ58 . . . "Oil rub"
GY10 . . Gold

For description of finishes see page 91.

Knobs and escutcheons

No.	Size	Description
PJ65	2⅜ x 1⅞ inches	Door knob with No. 0 (high) shank
PJ87	8½ x 2¾ "	Plate for 3½ to 4¾ in. locks
PJ90	12⅛ x 2¾ "	" " 5 " 7½ " "
PJ812	2⅜ x ⅞ "	Key plate for all locks
PJ854	8½ x 2⅜ "	Cup for all sliding door locks

List number of lock to be associated with escutcheons must always be specified.
For escutcheons with thumb-turns add ½ to list number.

Other pieces

PJ1099	1¼ x 4 inches	Drawer pull, drop
PJ1505	2⅛ x 8 "	Letter drop plate
PJ1416	5½ x 2¾ "	Push button
PJ1730	8½ x 2¾ "	Push plate
	12⅛ x 2¾ "	" "
PJ1348	1¼ x 4 "	Sash lift, flush
PJ1349	2 x 5⅛ "	" " "



No. PJ1416

Locks in sets

PJ1795	Inside doors	Lock 1620 (page 199), knobs PJ65, 2 escutcheons PJ87
PJ2195	" "	Lock 1500 (page 202), knobs PJ65, 2 escutcheons PJ87
PJ2895	" "	Lock 1402 (page 207), knobs PJ65, 1 escn. each PJ87 and PJ87½
PJ3295	Communicating	Lock 1535 (page 192), knobs PJ65, 1 escn. each PJ87 and PJ87½
PJ3695	"	Lock 1525 (page 193), knobs PJ65, 2 escutcheons PJ87½
PJ139	Sliding doors	Lock 1706 (page 215), 2 cups PJ854
PJ149	" "	Lock 1716 (page 215), 4 cups PJ854
PJ159	" "	Lock 1726 (page 215), 4 cups PJ854
PJ8399	Vestibule doors	Lock 790 (page 222), knobs PJ65, 2 escutcheons PJ90
PJ8299	Front doors	Lock 750 (page 222), knobs PJ65, 1 escn. each PJ90 and PJ90½

When ordering give list number (in the case of escutcheons also lock number), size and finish. For finishes see page 91.



No. PJ854



No. PJ1349



Nos. PJ90 and PJ65



No. PJ1730
12⅛ x 2¾ inches

Isigny Design

Symbol RI

Cast bronze and brass

Appropriate finishes

AZ58 . . . "Oil rub" AY21 . Oxidized brass
AY52 . Imitation gold GY12 . . . . Gold

For description of finishes see page 91.



Nos. RI69 and RI221



No. RI812

Knobs and roses

No.	Size	Description
RI69	3 x 1⅝ inches	Door knob with No. 0 (high) shank
RI221	2 ins. diam.	Rose with No. 0 (high) thimble

Escutcheons

RI812	2⅝ x 1½ inches	Key plate for all locks
RI823	" "	" " with drop for all locks

When ordering give list number and finish. For finishes see page 91.



Nos. OL86 and OL69

Lorraine Design

Symbol OL

Cast bronze and brass

Appropriate finishes

AZ58 . . . "Oil rub" AY21 . Oxidized brass
AY52 . Imitation gold GY12 . . . . Gold

For description of finishes see page 91.



Nos. OL90 and OL69

Knobs and roses

No.	Size	Description
OL69	3⅛ x 1¼ inches	Door knob with No. 0 (high) shank
OL62¼	1½ x ⅝ "	Drawer knob with bolt and washer
OL62¾	" "	Shutter " " wood screw
OL220	1¾ ins. diam.	Rose with No. 0 (high) thimble
OL223	2¼ " "	" " " " "
OL225	2½ " "	" " " " "
OL274	" " "	" for lever handle (page 430)
XOL274	" " "	" " " " " "

Escutcheons

OL86	7½ x 2⅝ inches	Plate for 3½ to 4½ in. locks
OL90	11 x 3 "	" " 4¾ " 7½ " "
OL2305	2 x 1¼ "	Plate for thumb-turn, Tee or lever handle
OL3405	2½ x 1⅜ "	Plate for thumb-turn, Tee or lever handle

When ordering give list number (in the case of escutcheons also lock number) and finish. For finishes see page 91.



No. OL854



No. OL1133
2 ins. diam.



No. OL1812



No. OL1349



No OL62¾

Lorraine Design



No. OL160

Escutcheons—continued

No.	Size	Description
OL1812	1⅞ x 1 inches	Key plate for all locks
OL3812	2 x 1¼ "	" " " " " "
OL4812	2½ x 1⅜ "	" " " " " "
OL854	7⅜ x 2⅝ "	Cup for all sliding door locks

List number of lock to be associated with escutcheons must always be specified.
For escutcheons with thumb-turns add ½ to list number.

Other pieces

OL160	7¼ x 1½ inches	Bolt, Cremone
OL167	" "	" "
OL185	1¾ x 1⅛ "	" Espagnolette (page 329)
OL186	6 x 1¾ "	" " " 330
OL795		Butt tip (page 335, Fig. 8)
OL1133	2 "	Cylinder rose
	2¼ "	" "
OL960	3¼ "	Lever handle
OL965	4¼ "	" " (page 430)
XOL965	" "	" " " "
OL967	4½ "	" "
OL1730	7½ x 2⅝ "	Push plate
	11 x 3 "	" "
OL1348	1½ x 4⅝ "	Sash lift, flush
OL1349	1⅝ x 5⅜ "	" " "
OL1430	6¼ x 2⅝ "	Switch plate, 2 buttons

Locks in sets

OL1795	**Inside doors**	Lock 1620 (page 199), knobs OL69, 2 escutcheons OL86
OL2195	" "	Lock 1500 (page 202), knobs OL69, 2 escutcheons OL86
OL2895	" "	Lock 1402 (page 207), knobs OL69, 1 escn. each OL86 and OL86½
OL3295	**Communicating**	Lock 1535 (page 192), knobs OL69, 1 escn. each OL86 and OL86½
OL3695	"	Lock 1525 (page 193), knobs OL69, 2 escutcheons OL86½
OL137	**Sliding doors**	Lock 1706 (page 215), 2 cups OL854
OL147	" "	Lock 1716 (page 215), 4 cups OL854
OL157	" "	Lock 1726 (page 215), 4 cups OL854
OL8399	**Vestibule doors**	Lock 790 (page 222), knobs OL69, 2 escutcheons OL90
OL8299	**Front doors**	Lock 750 (page 222), knobs OL69, 1 escn. each OL90 and OL90½

When ordering give list number (in the case of escutcheons also lock number), size and finish. For finishes see page 91.



Nos. OL960 and OL223



Nos. OL967 and OL274



No. OL167

Lozere Design

Symbol WL

Cast bronze and brass

Appropriate finishes

AZ58 . . "Oil rub" AY12 . Oxidized brass
AY52 . Imitation gold GY12 . . . Gold

For description of finishes see page 91.



Nos. WL89 and WL69



No. WL854

Knobs, escutcheons etc.

No.	Size	Description
WL69	3½ x 1½ inches	Door knob with No. 0 (high) shank
WL89	10¾ x 2¾ "	Plate for all door locks
WL854	" "	Cup for all sliding door locks
WL160	10 x 1¾ "	Bolt, Cremone (page 322)

List number of lock to be associated with escutcheons must always be specified. For escutcheons with thumb-turns add ½ to list number.

Locks in sets

WL2198	**Inside doors**	Lock 1500 (page 202), knobs WL69, 2 escutcheons WL89
WL2898	" "	Lock 1402 (page 207), knobs WL69, 1 escn. each WL89 and WL89½
WL3298	**Communicating**	Lock 1535 (page 192), knobs WL69, 1 escn. each WL89 and WL89½
WL3698	"	Lock 1525 (page 193), knobs WL69, 2 escutcheons WL89½
WL139	**Sliding doors**	Lock 1706 (page 215), 2 cups WL854
WL149	" "	Lock 1716 (page 215), 4 cups WL854
WL159	" "	Lock 1726 (page 215), 4 cups WL854
WL8398	**Vestibule doors**	Lock 790 (page 222), knobs WL69, 2 escutcheons WL89
WL8298	**Front doors**	Lock 750 (page 222), knobs WL69, 1 escn. each WL89 and WL89½

Meaux Design

Symbol KM

Cast bronze and brass

Appropriate finishes

AZ15 . . Ormolu brass SY52 . Oxidized silver
CY22 . . Old copper SY55 . Platinum silver
GY10 . . . Gold

For description of finishes see page 91.



Nos. KM91 and KM69



No. KM547

Knobs and roses

No.	Size	Description
KM69	3 x 1⅝ inches	Door knob with No. 0 (high) shank
KM30¼	1⅛ ins. diam.	Drawer knob with bolt and washer
KM30¾	" " "	Shutter " " wood screw
KM225	2½ " "	Rose with No. 0 (high) thimble

When ordering give list number (in the case of escutcheons also lock number) and finish. For finishes see page 91.

YALE

Meaux Design



Nos. KM88 and KM69



No. KM1413



No. KM854

Escutcheons

No.	Size	Description
KM181	5⅛ x 2¾ inches	Plate for locks No. 1600 series *only*
KM181½	" "	" " " " 1605 " "
KM88	9⅞ x 3⅛ "	" " 3½ to 4¾ in. locks
KM91	13¼ x 3⅛ "	" " 5 " 7½ " "
KM812	2⅝ x 1¼ "	Key plate for all locks
KM854	9⅞ x 3⅛ "	Cup for all sliding door locks

List number of lock to be associated with escutcheons must always be specified.
For escutcheons with thumb-turns add ½ to list number.

Other pieces

KM160	9¼ x 1⅝ inches	Bolt, Cremone
KM185	7¾ x 1½ "	" Espagnolette (page 329)
KM1099	1⅞ x 4½ "	Drawer pull, drop
KM547	13¼ x 3⅛ "	Pull, door
KM1413	3⅝ x 1⅞ "	Push button
KM1416	5 x 2⅝ "	" "
KM1730	13¼ x 3⅛ "	Push plate
	20 x 3½ "	" "
KM1349	1⅞ x 5¼ "	Sash lift, flush

Locks in sets

KM155	**French windows**	Lock 1606 (page 195), 1 lever handle 910, 1 escutcheon KM181
KM175	" "	Lock 1611 (page 195), 1 lever handle 910, 1 escutcheon KM181½
KM1797	**Inside doors**	Lock 1620 (page 199), knobs KM69, 2 escutcheons KM88
KM2197	" "	Lock 1500 (page 202), knobs KM69, 2 escutcheons KM88
KM2897	" "	Lock 1402 (page 207), knobs KM69, 1 escutcheon each KM88 and KM88½
KM3297	**Communicating**	Lock 1535 (page 192), knobs KM69, 1 escutcheon each KM88 and KM88½
KM3697	"	Lock 1525 (page 193), knobs KM69, 2 escutcheons KM88½
KM139	**Sliding doors**	Lock 1706 (page 215), 2 cup escutcheons KM854
KM149	" "	Lock 1716 (page 215), 4 cup escutcheons KM854
KM159	" "	Lock 1726 (page 215), 4 cup escutcheons KM854
KM8399	**Vestibule doors**	Lock 790 (page 222), knobs KM69, 2 escutcheons KM91
KM8299	**Front doors**	Lock 750 (page 222), knobs KM69, 1 escn. each KM91 and KM91½

When ordering give list number (in the case of escutcheons also lock number), size and finish. For finishes see page 91.



No. KM1349



No. KM160



No. KM812

Cuts third size





No. QM3634½

Monceaux Design

Symbol QM

Cast bronze, brass and iron

Appropriate finishes

BZ10 . . Buffed bronze
CY22 . . . Old copper
SY52 . Oxidized silver
GY10 . . . . Gold
FX80 . . Bower-Barff

For description of finishes see page 91.

Handles etc.

No.	Size	Description
QM3634½	13⅝ x 2⅛ inches	Handle for locks Nos. 414¼, 428 and 472¼ series
QM1410	2¼ ins. diam.	Push button

Locks in sets

QM8730	**Store doors**	Lock 414¼ (page 230), 1 pair handles QM3634½

When ordering give list number, hand and finish.



Nos. NQ90 and NQ69

Quiberon Design

Symbol NQ

Cast bronze and brass

Appropriate finishes

AY12 . Oxidized brass
AZ58 . . . "Oil rub"
AY52 . Imitation gold
GY12 . . . . Gold

Knobs, escutcheons etc.

No.	Size	Description
NQ69	3 x 1⅞ inches	Door knob with No. 0 (high) shank
NQ90	12⅝ x 3 "	Plate for 3½ to 4¾ in. inside door locks & Nos. 726 & 766 series *only*
NQ854	11 x 3 "	Cup for all sliding door locks
NQ1427	12½ x 2⅞ "	Door knocker, with peep hole
NQ1730	12⅝ x 3 "	Push plate
NQ1349	1⅝ x 5¼ "	Sash lift, flush

List number of lock to be associated with escutcheons must always be specified.
For escutcheons with thumb-turns add ½ to list number.

Locks in sets

NQ2199	**Inside doors**	Lock 1500 (page 202), knobs NQ69, 2 escutcheons NQ90
NQ139	**Sliding doors**	Lock 1706 (page 215), 2 cups NQ854
NQ149	" "	Lock 1716 (page 215), 4 cups NQ854
NQ159	" "	Lock 1726 (page 215), 4 cups NQ854
NQ8599	**Vestibule doors**	Lock 766 (page 224), knobs NQ69, 2 escutcheons NQ90
NQ8499	**Front doors**	Lock 726 (page 224), knobs NQ69, 1 escn. each NQ90 and NQ90½

When ordering give list number (in the case of escutcheons also lock number) and finish. For finishes see page 91.



No. NQ854



No. NQ1349



No. NQ1427

Rohan Design

Symbol PR

Cast bronze and brass

Appropriate finishes

AZ10 . . Buffed brass
AY22 . . . Old brass
AY52 . Imitation gold
AZ58 . . . "Oil rub"
GY10 . . Gold

For description of finishes see page 91.



Nos. PR92 and PR65



Nos. PR87 and PR65

Knobs and roses

No.	Size	Description
PR65	2¼ x 1⅞ inches	Door knob with No. 0 (high) shank
PR223	2¼ ins. diam.	Rose with No. 0 (high) thimble

Escutcheons

PR181	5¾ x 1⅜ inches	Plate for lock No. 1600 series *only*
PR181½	" "	" " " " 1605 " "
PR87	8⅜ x 2¾ "	" " 3½ to 4 in. locks
PR88	9¼ x 2¾ "	" " 4¼ " 5 " "
PR92	14⅜ x 2¾ "	" " 5 " 7½ " "
PR6005	4 x ⅞ "	" " thumb-turn, etc.
PR812	2⅜ x ⅞ "	Key plate for all locks
PR854	8⅜ x 2¾ "	Cup for all sliding door locks

List number of lock to be associated with escutcheons must always be specified.
For escutcheons with thumb-turns add ½ to list number.



No. PR812

Other pieces

No.	Inches	Description	No.	Inches	Description
PR1099	1⅜ x 4	Drawer pull	PR1730	14⅜ x 2¾	Push plate
PR1730	8⅜ x 2¾	Push plate	PR1362	1⅝ x 6¾	Sash lift, bar
	9¼ x 2¾	" "	PR1349	1⅞ x 5	" " flush

Locks in sets

PR2196	**Inside doors**	Lock 1500 (page 202), knobs PR65, 2 escutcheons PR88
PR2896	" "	Lock 1402 (page 207), knobs PR65, 1 escn. each PR88 and PR88½
PR3296	**Communicating**	Lock 1535 (page 192), knobs PR65, 1 escn. each PR88 and PR88½
PR3696	"	Lock 1525 (page 193), knobs PR65, 2 escutcheons PR88½
PR137	**Sliding doors**	Lock 1706 (page 215), 2 cups PR854
PR147	" "	Lock 1716 (page 215), 4 cups PR854
PR157	" "	Lock 1726 (page 215), 4 cups PR854
PR8397	**Vestibule doors**	Lock 790 (page 222), knobs PR65, 1 escn. each PR92 and PR88
PR8297	**Front doors**	Lock 750 (page 207), knobs PR65, 1 escn. each PR92 and PR88½

When ordering give list number (in the case of escutcheons also lock number), size and finish. For finishes see page 91.



No. PR854



No. PR1349



No. PR1730
9¼ x 2¾ inches

Trianon Design

Symbol RT

Cast bronze and brass

Appropriate finishes

AY22 . . . Old brass
CX22 . . Old copper
SY52 . Oxidized silver
SY55 . . Platinum silver
GY10 . . Gold

For description of finishes see page 91.



Nos. RT90 and RT65



Nos RT87 and RT65



No. RT1094



No. RT568



No. RT1416



No. RT1098

Knobs and roses

No.	Size	Description
RT65	2¼ x 2 inches	Door knob with No. 0 (high) shank
RT61½	1⅜ x 1⅛ "	" " " mortise bolt spindle
RT61¼	" "	Drawer knob with bolt and washer
RT61¾	" "	Shutter " " wood screw
RT223	2¼ ins. diam.	Rose with No. 0 (high) thimble
RT273	" " "	" for lever handle (page 428)
RT342	4 x 1⅜ inches	" " " "

Escutcheons and handles

RT181	5¾ x 1⅜ inches	Plate for locks No. 1600 series *only*
RT181½	" "	" " " " 1605 " "
RT87	8⅜ x 2¾ "	" " 3½ to 4¼ in. locks
RT88	9⅜ x 2⅞ "	" " 4½ " 4¾ " "
RT89	11¾ x 3⅝ "	" " 5 " 7½ " "
RT90	12 x 2¾ "	" " 5 " 7½ " "
RT6254	4⅜ x 1⅛ "	" " thumb-turn, Tee or lever handle
RT1812	1¾ x 1⅛ "	Key plate for all locks
RT4812	2⅜ x ⅞ "	" " " " "
RT5812	2⅝ x 1½ "	" " " " "
RT823	" "	" " with drop for all locks
RT820	2⅝ x 1⅛ "	" " for lock No. 1402 *only*
RT850	8½ x 2 "	Cup for all sliding door locks
RT854	8½ x 2¾ "	" " " " " "
RT870	12⅛ x 3¼ "	" " locks Nos. 1734¼ and 1744 (outside) series *only*
RT314	17 x 2⅞ "	Handle for locks Nos. 414¼, 428 and 472¼ series

List number of lock to be associated with escutcheons must always be specified. For escutcheons with thumb-turns add ½ to list number.

Other pieces

RT55	7⅞ x 1⅞ inches	Bolt, mortise single extension
RT1133	1¾ ins. diam.	Cylinder ring (page 347)
RT1094	1¼ x 3 inches	Drawer pull, ring
RT1098	1⅜ x 4 "	" " drop
RT1099	2 x 5⅛ "	" " "
RT935	3⅝ "	Lever handle (page 428)
RT568	14½ x 2⅞ "	Pull, door

When ordering give list number (in the case of escutcheons also lock number) and finish. For finishes see page 91.



No. RT1361

Trianon Design



No. RT314



No. XRT1416

Other pieces—continued

No.	Size	Description
RT1413	4 x 1⅜ inches	Push button
RT1416	5½ x 2¾ "	" "
XRT1416	" "	" " (plain dome)
RT1730	8⅞ x 2¼ "	Push plate
	12 x 2¾ "	" "
	12 x 3¾ "	" "
	14½ x 2¾ "	" "
RT1361	1⅝ x 6¾ "	Sash lift, bar
RT1348	1⅜ x 4⅛ "	" " flush
RT11348	" "	" " " locking
RT1349	2 x 5⅛ "	" " "
RT11349	" "	" " " locking
RT1385	3⅜ x 2⅛ "	Shutter bar
XTA54	1⅝ "	Thumb-turn, 5/16 in. spindle (page 473)
XTA35	1⅜ "	" 3/16 " " " "
XTA55	" "	" 5/16 " " " "

Locks in sets

RT155	French windows	Lock 1606 (page 195), 1 lever handle 923, 1 escutcheon RT181
RT175	" "	Lock 1611 (page 195), 1 lever handle 923, 1 escutcheon RT181½
RT1795	Inside doors	Lock 1620 (page 199), knobs RT65, 2 escutcheons RT87
RT2195	" "	Lock 1500 (page 202), knobs RT65, 2 escutcheons RT87
RT2896	" "	Lock 1402 (page 207), knobs RT65, 1 escutcheon each RT88 and RT88½
RT3296	Communicating	Lock 1535 (page 192), knobs RT65, 1 escutcheon each RT88 and RT88½
RT3696	"	Lock 1525 (page 193), knobs RT65, 2 escutcheons RT88½
RT139	Sliding doors	Lock 1706 (page 215), 2 cup escutcheons RT854
RT149	" "	Lock 1716 (page 215), 4 cup escutcheons RT854
RT159	" "	Lock 1726 (page 215), 4 cup escutcheons RT854
RT8399	Vestibule doors	Lock 790 (page 222), knobs RT65, 2 escutcheons RT90
RT8397	" "	Lock 790 (page 222), knobs RT65, 1 escn. each RT89 and RT88
RT8299	Front doors	Lock 750 (page 222), knobs RT65, 1 escn. each RT90 and RT90½
RT8297	" "	Lock 750 (page 222), knobs RT65, 1 escn. each RT89 and RT88½
RT9360	Store doors	Lock 414¼ (page 230), 1 pair handles RT314

When ordering give list number (in the case of escutcheons also lock number), size and finish. For finishes see page 91.



No. RT1349



No. RT1730
12 x 2¾ inches



No. RT854



Nos. RS90 and RS65

St. Malo Design

Symbol RS

Cast bronze and brass

Appropriate finishes

CY22 . . Old copper
SY55 . Platinum silver
SX52 . Oxidized silver
GZ10 . . . . Gold

For description of finishes see page 91.

Knobs, escutcheons etc.

No.	Size	Description
RS65	2¼ x 2 inches	Door knob with No. 0 (high) shank
RS82	5½ x 3⅜ "	Plate for locks Nos. 1475, 1500, 1502, 1503 and 1505 series *only*
RS90	11⅞ x 3½ "	Plate for all pin-tumbler front door and vestibule locks
RS854	5½ x 3⅜ "	Cup for all sliding door locks
RS1413	3½ x 2 "	Push button
RS1730	11⅝ x 3½ "	Push plate
RS1348	2 x 3½ "	Sash lift, flush

List number of lock to be associated with escutcheons must always be specified.
For escutcheons with thumb-turns add ½ to list number.

Locks in sets

RS2191	**Inside doors**	Lock 1500, RS65, 2 RS82
RS133	**Sliding doors**	Lock 1706, 2 cups RS854
RS143	" "	Lock 1716, 4 cups RS854
RS153	" "	Lock 1726, 4 cups RS854
RS8399	**Vestibule doors**	Lock 790, RS65, 2 RS90
RS8299	**Front doors**	Lock 750, RS65, 1 RS90 & RS90½



No. RS1348

Vernoux Design

Symbol NV

Cast bronze and brass

Appropriate finishes

AZ15 . . Ormolu brass
AZ58 . . "Oil rub"
AY52 . Imitation gold
SY52 . Oxidized silver



Nos. NV87 and NV69

Knobs and escutcheons

No.	Size	Description
NV69	3 x 1⅝ inches	Door knob with No. 0 (high) shank
NV87	7⅞ x 3⅛ "	Plate for all locks
NV854	" "	Cup for all sliding door locks

List number of lock to be associated with escutcheons must always be specified.
For escutcheons with thumb-turns add ½ to list number.

Locks in sets

NV2195	**Inside doors**	Lock 1500, NV69, 2 NV87
NV3295	**Communicating**	Lock 1535, NV69, 1 NV87 & NV87½
NV3695	"	Lock 1525, NV69, 2 NV87½
NV137	**Sliding doors**	Lock 1706, 2 cups NV854
NV147	" "	Lock 1716, 4 cups NV854
NV157	" "	Lock 1726, 4 cups NV854
NV8391	**Vestibule doors**	Lock 790, NV69, 2 NV87
NV8291	**Front doors**	Lock 750, NV69, 1 NV87 & NV87½

When ordering give list number (in the case of escutcheons also lock number) and finish. For finishes see page 91.



No. RS854



No. RS1413



Nos. RS82 and RS65



No. NV854

Mission School

THIS school is now in evidence in many parts of the United States, an off-shoot of the Spanish Renaissance, as illustrated in the Mission buildings of California. Its chief characteristic in furniture and small objects is simplicity of form, in the use of flat surfaces and a reliance upon contour rather than upon ornament, the latter being emphatically placed when used at all. Our simplest Colonial forms show something in common with this style, but in general whatever ornament is found in the old Mission churches and cloisters is properly made use of in this style.

Alameda Design

Symbol KA

Cast bronze, brass and iron

Appropriate finishes

AZ10 . Buffed brass	AW10 . Wheeled brass
AX10 . . Sanded brass	BZ10 . . Buffed bronze
AY22 . . Old brass	CX10 . Sanded copper
FX80 . . Bower-Barff	

For description of finishes see page 91.



Nos. KA90 and KA56



No. KA1410

Knobs and roses

No.	Size	Description
KA57	2½ x 2½ inches	Door knob with No. 0 (high) shank
KA56	2½ x 2¼ "	" " " " " "
KA55	2¼ x 2¼ "	" " " " " "
KA50½	1⅛ ins. diam.	" " mortise bolt spindle
KA453	1½ " "	" " closet spindle
KA50¼	1 " "	Drawer knob with bolt and washer
KA50¾	1 " "	Shutter " " wood screw
KA220	1¾ " "	Rose with No. 0 (high) thimble
KA223	2¼ " "	" " " " "
KA225	2½ " "	" " " " "
XKA270	1¾ " "	" for lever handle (page 424)
KA273	2¼ " "	" " " " " "

When ordering give list number (in the case of escutcheons also lock number) and finish. For finishes see page 91.



No. KA854



No. KA1349



No. KA1099



Nos. KA55 and KA223

Alameda Design



No. KA160

Escutcheons

No.	Size	Description
KA82	5⅛ x 1¼ inches	Plate for 3½ to 4½ in. locks
KA90	11 x 3½ "	" " 4¾ " 7½ " "
KA1105	2 x 1 "	Plate for thumb-turn, etc.
KA6505	4¼ x 1½ "	" " " "
KA812	2 x 1 "	Key plate for all locks
KA1820	2 x 1¼ "	" " " lock No. 1402 *only*
KA3820	2½ x 1⅝ "	" " " " " " "
KA854	5 x 3 "	Cup for all sliding door locks
KA1534	12⅛ x 2⅛ "	Handle for locks Nos. 414¼, 428 and 472¼ series (page 362)
KA2634	14⅜ x 2⅛ "	Handle for locks Nos. 414¼, 428 and 472¼ series
KA1541	10⅛ x 2⅛ "	Handle for locks No. 410 series (page 371)

List number of lock to be associated with escutcheons must always be specified. For escutcheons with thumb-turns add ½ to list number.

Other pieces

No.	Inches	Description	No.	Inches	Description
KA160	6 x 1⅝	Bolt, Cremone	KA930	2⅞	Lever handle
XKA160	"	" "	KA931	3½	" "
KA167	"	" "	KA935	4	" "
KA1133	1¾ x 2	Cyl. ring (p.347)	XKA935	4	" "
XLA1133	2 x 2	" " "	KA1410	2¾	Push button
XLB1133	"	" " "	KA1730	12 x 3	Push plate
KA1099	1⅛ x 4⅜	Drawer pull	KA1349	1¾ x 4	Sash lift, flush

Locks in sets

KA1781	**Inside doors**	Lock 1620 (page 199), knobs KA55, 2 escutcheons KA82
KA2181	" "	Lock 1500 (page 202), knobs KA55, 2 escutcheons KA82
KA8651	" "	Lock 410 (page 229), 1 pair KA1541
KA3281	**Communicating**	Lock 1535 (page 192), knobs KA55, 1 escn. each KA82 and KA82½
KA3681	"	Lock 1525 (page 193), knobs KA55, 2 escutcheons KA82½
KA133	**Sliding doors**	Lock 1706 (page 215), 2 cups KA854
KA143	" "	Lock 1716 (page 215), 4 cups KA854
KA153	" "	Lock 1726 (page 215), 4 cups KA854
KA8389	**Vestibule doors**	Lock 790 (page 222), knobs KA56, 2 escutcheons KA90
KA8289	**Front doors**	Lock 750 (page 222), knobs KA56, 1 escn. each KA90 and KA90½
KA8710	**Store doors**	Lock 414¼ (page 230), 1 pair KA1534

When ordering give list number (in the case of escutcheons also lock number) and finish. For finishes see page 91.



No. XKA160

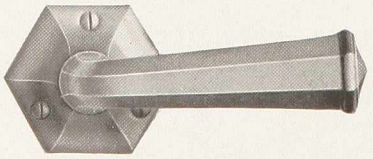

Nos. XKA935 and KA273

Yuma Design

Symbol NY

Cast bronze and brass

Appropriate finishes

AY21 . . Old brass BY21 . . Old bronze
BY65 . . Statuary bronze

For description of finishes see page 91.



Nos. NY89 and NY35

Knobs

No.	Size	Description
NY35	2¼ x 2¼ inches	Door knob with No. 0 (high) shank

Escutcheons

NY87	8½ x 2¾ inches	Plate for 3½ to 5 in. locks
NY89	10 x 3¼ "	" " 5 " 7½ " "
NY854	8½ x 2¾ "	Cup for all sliding door locks

List number of lock to be associated with escutcheons must always be specified.
For escutcheons with thumb-turns add ½ to list number.

Other pieces

NY1730	10 x 3¼ inches	Push plate
NY1349	2 x 5 "	Sash lift, flush

Locks in sets

NY1785	Inside doors	Lock 1620 (page 199), knobs NY35, 2 escutcheons NY87
NY2185	" "	Lock 1500 (page 202), knobs NY35, 2 escutcheons NY87
NY2885	" "	Lock 1402 (page 207), knobs NY35, 1 escn. each NY87 and NY87½
NY3285	Communicating	Lock 1535 (page 192), knobs NY35, 1 escn. each NY87 and NY87½
NY3685	"	Lock 1525 (page 193), knobs NY35, 2 escutcheons NY87½
NY137	Sliding doors	Lock 1706 (page 215), 2 cup escutcheons NY854
NY147	" "	Lock 1716 (page 215), 4 cup escutcheons NY854
NY157	" "	Lock 1726 (page 215), 4 cup escutcheons NY854
NY8388	Vestibule doors	Lock 790 (page 222), knobs NY35, 2 escutcheons NY89
NY8386	" "	Lock 790 (page 222), knobs NY35, 1 escn. each NY89 and NY87
NY8288	Front doors	Lock 750 (page 222), knobs NY35, 1 escn. each NY89 and NY89½
NY8286	" "	Lock 750 (page 222), knobs NY35, 1 escn. each NY89 and NY87½

When ordering give list number (in the case of escutcheons also lock number) and finish. For finishes see page 91.



No. NY854



Nos. NY87 and NY35



No. NY1349



No. NY1730

Cuts third size

Moorish School

AFTER the Moorish invasion of Spain the architecture and ornament of the conquerors naturally supplanted native art and, as exemplified in the Alhambra and other famous buildings, we see the full flower of Moorish work which employs designs of geometrical character with leaf forms, honey-comb forms of constructed ornament, interlaces, or wrought back grounds, Moorish lettering decoratively treated and bosses plain and ornamented. Moorish and interlacing arches are quickly recognized and the absence of animal forms is especially noticeable. Of the best Saracenic work of the Mamluk period further South and East in Africa, one finds an echo in many of the Moorish designs.

Fez Design

Symbol NF

Cast bronze, brass and iron

Appropriate finishes

AY22 . . Old brass
CY22 . . Old copper
SX52 . Oxidized silver
GY10 . . . . Gold
FX80 . . Bower-Barff

For description of finishes see page 91.



Nos. NF90 and NF35

Knobs

No.	Size	Description
NF35	2¼ x 2¼ inches	Door knob with No. 0 (high) shank
NF30¼	1⅛ ins. diam.	Drawer knob with bolt and washer
NF30¾	" " "	Shutter " " wood screw

Escutcheons

NF181	5⅞ x 1⅜ inches	Plate for locks No. 1600 series *only*
NF181½	" "	" " " " 1605 " "
NF90	11¼ x 2¼ "	" " all door locks
NF854	10⅝ x 2¼ "	Cup for all sliding door locks

List number of lock to be associated with escutcheons must always be specified.
For escutcheons with thumb-turns add ½ to list number.

When ordering give list number (in the case of escutcheons also lock number) and finish. For finishes see page 91.



No. NF854



No. NF1349

YALE

Cuts third size

Fez Design



Nos. NF90 and NF35

Other pieces

No.	Size	Description
NF1730	11¼ x 2¼ inches	Push plate
NF1349	1⅝ x 4½ "	Sash lift, flush

Locks in sets

NF155	**French windows**	Lock 1606 (page 195), 1 lever handle 910, 1 escutcheon NF181
NF175	" "	Lock 1611 (page 195), 1 lever handle 910, 1 escutcheon NF181½
NF1798	**Inside doors**	Lock 1620 (page 199), knobs NF35, 2 escutcheons NF90
NF2198	" "	Lock 1500 (page 202), knobs NF35, 2 escutcheons NF90
NF2898	" "	Lock 1402 (page 207), knobs NF35, 1 escn. each NF90 and NF90½
NF3298	**Communicating**	Lock 1535 (page 192), knobs NF35, 1 escn. each NF90 and NF90½
NF3698	"	Lock 1525 (page 193), knobs NF35, 2 escutcheons NF90½
NF139	**Sliding doors**	Lock 1706 (page 215), 2 cup escutcheons NF854
NF149	" "	Lock 1716 (page 215), 4 cup escutcheons NF854
NF159	" "	Lock 1726 (page 215), 4 cup escutcheons NF854



Nos. NF181 and 910



No. TT808

Tunis Design

Symbol TT

Cast bronze and brass

Appropriate finishes

AY22 . . . Old brass SX52 . Oxidized silver
CX22 . . . Old copper GY10 . . . . . Gold

For description of finishes see page 91.



Nos. TT90 and TT5

Knobs

No.	Size	Description
TT5	2¼ x 2¼ inches	Door knob with No. 0 (high) shank
TT0¼	1⅛ ins. diam.	Drawer knob with bolt and washer
TT0¾	" " "	Shutter " " wood screw

Escutcheons and handles

TT181	4½ x 1⅛ inches	Plate for locks No. 1600 series *only*
TT181½	" "	" " " " 1605 " "
TT87	8⅜ x 2¾ "	" " 3½ to 4¾ in. locks
TT90	11½ x 2¾ "	" " 5 " 7½ " "

When ordering give list number (in the case of escutcheons also lock number) and finish. For finishes see page 91.



No. TT1349

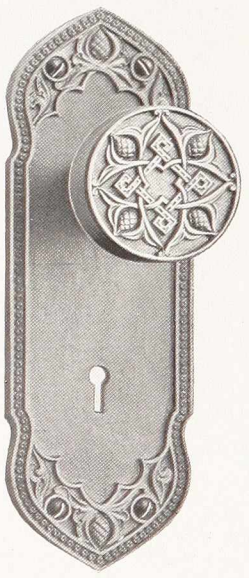

Nos. TT87 and TT5

Tunis Design



No. TT545

Escutcheons and handles—continued

No.	Size	Description
TT803	3⅜ x 1¼ inches	Key plate for all bit key cabinet locks
TT808	1¼ x 3⅜ "	" " " pin-tumbler " "
TT812	3⅜ x 1¼ "	" " " all locks
TT850	7⅞ x 2¼ "	Cup for all sliding door locks
TT854	8¼ x 2¾ "	" " " " " "
TT314	19 x 3⅜ "	Handle for locks Nos. 414¼, 428 and 472¼ series

List number of lock to be associated with escutcheons must always be specified. For escutcheons with thumb-turns add ½ to list number.

Other pieces

TT1089	1¼ x 4⅜ inches	Drawer pull, drop
TT1099	2 x 5⅝ "	" " " "
TT545	11½ x 2¾ "	Pull, door
TT1416	6 x 2¼ "	Push button
TT1730	11½ x 2¾ "	Push plate
	18¼ x 5⅛ "	" "
TT1348	1⅝ x 5⅛ "	Sash lift, flush
TT1349	2 x 5⅝ "	" " " "

Locks in sets

TT155	**French windows**	Lock 1606 (page 195), 1 lever handle 910, 1 escutcheon TT181
TT175	" "	Lock 1611 (page 195), 1 lever handle 910, 1 escutcheon TT181½
TT1735	**Inside doors**	Lock 1620 (page 199), knobs TT5, 2 escutcheons TT87
TT2135	" "	Lock 1500 (page 202), knobs TT5, 2 escutcheons TT87
TT2835	" "	Lock 1402 (page 207), knobs TT5, 1 escutcheon each TT87 and TT87½
TT3235	**Communicating**	Lock 1535 (page 192), knobs TT5, 1 escutcheon each TT87 and TT87½
TT3635	"	Lock 1525 (page 193), knobs TT5, 2 escutcheons TT87½
TT137	**Sliding doors**	Lock 1706 (page 215), 2 cup escutcheons TT854
TT147	" "	Lock 1716 (page 215), 4 cup escutcheons TT854
TT157	" "	Lock 1726 (page 215), 4 cup escutcheons TT854
TT8337	**Vestibule doors**	Lock 790 (page 222), knobs TT5, 1 escn. each TT90 and TT87
TT8237	**Front doors**	Lock 750 (page 222), knobs TT5, 1 escutcheon each TT90 and TT87½
TT9510	**Store doors**	Lock 432¼ (page 230), 1 pair handles TT314

When ordering give list number (in the case of escutcheons also lock number), size and finish. For finishes see page 91.



No. TT1730
11½ x 2¾ inches



No. TT854



No. TT812



No. TT1089



No. TT1099

YALE

English Renaissance School

INDIRECTLY quoting Mr. Loftie, in "Inigo Jones and Christopher Wren," Jacobean architecture and the early Renaissance forms came in gradually toward the end of Elizabeth's reign and continued through that of James I. Italian influence was effective at this time and we note the result in monuments of the day. Grinling Gibbons was the most noted carver of the later Renaissance and of his marvellous and sometimes over-wrought productions there are many existing examples throughout England, in the shape of fruit, flower and game in garlands, bunches and swags. The scallop shell and other Italian motives are used constantly and cartouche and palm and panel forms lead up to the work of the brothers Adam.

Manchester Design

Symbol HM

Cast bronze, brass and iron

Appropriate finishes

BX67	. Verde antique	SY52	. Oxidized silver
CY22	. Old copper	FX80	. Bower-Barff

For description of finishes see page 91.

Knobs

No.	Size	Description
HM69	3¼ x 1⅝ inches	Door knob with No. 0 (high) shank
HM63½	1¾ x 1 "	" " " mortise bolt spindle
HM31¼	1¼ ins. diam.	Drawer knob with bolt and washer
HM31¾	" " "	Shutter " " wood screw

Escutcheons

HM181	7 x 2	inches	Plate for locks No. 1600 series *only*
HM181½	"	"	" " " " 1605 " "
HM89	10¼ x 2½	"	" " 3½ to 4¾ in. locks
HM91	13¼ x 3⅛	"	" " 5 " 7½ " "
HM804	1½ x 2⅜	"	Key plate for flat key cabinet locks
HM808	1⅞ x 3⅝	"	" " " pin-tumbler " "
HM854	13⅛ x 3⅛	"	Cup for all sliding door locks

List number of lock to be associated with escutcheons must always be specified. For escutcheons with thumb-turns add ½ to list number.

When ordering give list number (in the case of escutcheons also lock number) and finish. For finishes see page 91.



Nos. HM91 and HM69



No. HM1349



No. HM854

Manchester Design



Nos. HM89 and HM69

Other pieces

No.	Size	Description
HM1094	1⅞ x 3⅝ inches	Drawer pull, ring
HM1099	2 x 6⅜ "	" " drop
HM1972	18 x 4⅛ "	Hinge plate, middle
HM1952	17 x 18 x 4⅛ ins.	" " top and bottom
HM568	14⅞ x 3¼ inches	Pull, door
HM1416	7¾ x 2½ "	Push button
HM1730	13¼ x 3⅛ "	Push plate
	14⅞ x 3¼ "	" "
HM1349	2 x 6½ "	Sash lift, flush
HM11349	" "	" " " " locking
XTA54	1⅝ "	Thumb-turn, $\frac{5}{16}$ spindle (page 473)
XTA35	1⅜ "	" $\frac{3}{16}$ " " "
XTA55	1⅜ "	" $\frac{5}{16}$ " " "

Locks in sets

HM155	**French windows**	Lock 1606 (page 195), 1 lever handle 910, 1 escutcheon HM181
HM175	" "	Lock 1611 (page 195), 1 lever handle 910, 1 escutcheon HM181½
HM1797	**Inside doors**	Lock 1620 (page 199), knobs HM69, 2 escutcheons HM89
HM2197	" "	Lock 1500 (page 202), knobs HM69, 2 escutcheons HM89
HM2897	" "	Lock 1402 (page 207), knobs HM69, 1 escn. each HM89 and HM89½
HM3297	**Communicating**	Lock 1535 (page 192), knobs HM69, 1 escn. each HM89 and HM89½
HM3697	"	Lock 1525 (page 193), knobs HM69, 2 escutcheons HM89½
HM139	**Sliding doors**	Lock 1706 (page 215), 2 cup escutcheons HM854
HM149	" "	Lock 1716 (page 215), 4 cup escutcheons HM854
HM159	" "	Lock 1726 (page 215), 4 cup escutcheons HM854
HM8398	**Vestibule doors**	Lock 790 (page 222), knobs HM69, 1 escn. each HM91 and HM89
HM8298	**Front doors**	Lock 750 (page 222), knobs HM69, 1 escn. each HM91 and HM89½

When ordering give list number (in the case of escutcheons also lock number), size and finish. For finishes see page 91.



No. HM568



No. HM1416



No. HM804



No. HM808



No. HM1094

Flemish Renaissance School

THE Renaissance in Flanders shows strong Spanish influence especially in the turned forms of balustrade and grille, and nowhere, as has before been said, except in Spain, did designers make more of the possibilities of the style. The salient characteristics of Flemish Renaissance are delicacy of tendrils carrying strongly embossed leaf forms, almost Gothic in vigor, and consequent beautiful effects of high light. Perforations are most effectively employed in carving; and cartouches, strap work and heraldic mantling are all employed with manifest knowledge of their appropriateness and limitations.

Brabant Design

Symbol RB

Cast bronze and iron

Appropriate finishes

BX67 . . Verde antique
CX22 . . . Old copper
SY55 . Platinum silver
FX80 . . Bower-Barff

For description of finishes see page 91.



Nos. RB89 and RB69

Knobs

No.	Size	Description
RB69	2⅞ x 1⅝ inches	Door knob with No. 0 (high) shank
RB30¼	1⅛ inches diam.	Drawer knob with bolt and washer
RB30¾	" " "	Shutter " " wood screw

Escutcheons and handles

RB180	4⅛ x 1½ inches	Plate for lock No. 269 *only*
RB181	5⅜ x 1½ "	" " locks No. 1600 series *only*
RB181½	" "	" " " " 1605 " "
RB84	6⅜ x 2 "	" " 3½ in. locks *only*
RB89	9¾ x 3½ "	" " all other locks
RB4305	3⅜ x 1¼ "	" " thumb-turn, Tee or lever handle
RB6354	4¼ x 1¼ "	Plate for thumb-turn, Tee or lever handle

When ordering give list number (in the case of escutcheons also lock number) and finish. For finishes see page 91.



No. RB854



No. RB1531

Flemish Renaissance School

Cuts third size

Brabant Design



No. RB569

Escutcheons and handles—continued

No.	Size	Description
RB812	2 x 1⅛ inches	Key plate for all locks
RB854	9¾ x 3½ "	Cup for all sliding door locks
RB314	16 x 3¾ "	Handle for locks Nos. 414¼, 428 and 472¼ series

List number of lock to be associated with escutcheons must always be specified. For escutcheons with thumb-turns add ½ to list number.

Other pieces

RB569	16 x 3¾ inches	Pull, door
RB1413	4⅝ x 2 "	Push button
RB1416	5¾ x 2⅜ "	" "
RB1531	2⅞ x 7½ "	Letter drop plate
RB1551	2¾ x 7⅞ "	Hood for above
RB1534	6⅜ x 7¾ "	Letter drop plate
RB1730	16 x 3¾ "	Push plate
RB1348	1½ x 4⅛ "	Sash lift, flush
RB1349	2 x 4⅞ "	" " "
RB1246	1⅜ x 2⅝ "	Sash socket
XTA54	1⅝ "	Thumb-turn, $\frac{5}{16}$ in. spindle (page 473)
XTA35	1⅜ "	" $\frac{3}{16}$ " " " "
XTA55	" "	" $\frac{5}{16}$ " " " "

Cabinet hardware

RB1099	2 x 5⅛ inches	Drawer pull, drop
RB1969	7 x 1⅝ "	Hinge plate, middle
RB803	2¼ x 2 "	Key plate for bit key locks

Locks in sets

RB1793	Inside doors	Lock 1620 (page 199), knobs RB69, 2 escutcheons RB84
RB2196	" "	Lock 1500 (page 202), knobs RB69, 2 escutcheons RB89
RB2896	" "	Lock 1402 (page 207), knobs RB69, 1 escn. each RB89 and RB89½
RB3296	Communicating	Lock 1535 (page 192), knobs RB69, 1 escn. each RB89 and RB89½
RB3696	"	Lock 1525 (page 193), knobs RB69, 2 escutcheons RB89½
RB139	Sliding doors	Lock 1706 (page 215), 2 cups RB854
RB149	" "	Lock 1716 (page 215), 4 cups RB854
RB159	" "	Lock 1726 (page 215), 4 cups RB854
RB8398	Vestibule doors	Lock 790 (page 222), knobs RB69, 2 escutcheons RB89
RB8298	Front doors	Lock 750 (page 222), knobs RB69, 1 escn. each RB89 and RB89½
RB9500	Store doors	Lock 432¼ (page 230), 1 pair handles RB314

When ordering give list number (in the case of escutcheons also lock number) and finish. For finishes see page 91.



No. RB314



No. RB1413



No. RB1416



No. RB1349

YALE

Cuts third size

Dortrecht Design

Symbol PD

Cast bronze, brass and iron

Appropriate finishes

AX52	Oxidized brass	CX22	Old copper
AY24	Old brass	SY52	Oxidized silver
BX67	Verde antique	FX80	Bower-Barff

For description of finishes see page 91.



Nos. PD90 and PD68



No. PD812



No. PD1427

Knobs and roses

No.	Size	Description
PD69	3 x 1⅞ inches	Door knob with No. 0 (high) shank
PD68	3 x 2⅝ "	" " " " " " "
PD67	2⅝ x 1⅝ "	" " " " " " "
PD223	2¼ ins. diam.	Rose with No. 0 (high) thimble

Escutcheons and handles

PD181	5¼ x 1¼ inches	Plate for locks No. 1600 series *only*
PD181½	" "	" " " " 1605 " "
PD87	8½ x 2½ "	" " 3½ to 4¼ in. locks
PD88	9 x 2½ "	" " 4½ to 5½ " "
PD90	11⅛ x 3⅛ "	" " 5 to 7½ " "
PD3305	2⅞ x 1¼ "	" " thumb-turn, etc.
PD802	1¼ x 2⅞ "	Key plate for bit key cabinet locks
PD812	2⅞ x 1¼ "	" " " all locks
PD854	8½ x 2½ "	Cup for all sliding door locks
PD314	18¾ x 3¼ "	Handle for locks Nos. 414¼, 428 and 472¼ series

List number of lock to be associated with escutcheons must always be specified. For escutcheons with thumb-turns add ½ to list number.

Other pieces

No.	Inches	Description	No.	Inches	Description
PD1099	1¾ x 5½	Drawer pull, drop	PD554	11⅛ x 3⅛	Pull, door
PD1427	10⅞ x 3	Knocker, door	PD1416	6⅛ x 2½	Push button
PD1532	2½ x 8¾	Letter drop plate	PD1730	11⅛ x 3⅛	Push plate
PD1552	2½ x 8½	Hood for above	PD1349	1¾ x 5½	Sash lift, flush

Locks in sets

PD2195	**Inside doors**	Lock 1500, PD67, 2 PD87
PD137	**Sliding doors**	Lock 1706, 2 cups PD854
PD147	" "	Lock 1716, 4 cups PD854
PD157	" "	Lock 1726, 4 cups PD854
PD8397	**Vestibule doors**	Lock 790, PD68, 1 each PD90 and PD88
PD8297	**Front doors**	Lock 750, PD68, 1 each PD90 and PD88½
PD9510	**Store doors**	Lock 432¼, 1 pair PD314

When ordering give list number (in the case of escutcheons also lock number) and finish. For finishes see page 91.



No. PD1349



No. PD314



No. PD1416

Largo Design

Symbol PL

Cast bronze and brass

Appropriate finishes

AX17 . . Oxidized brass CX22 . . . Old copper

For description of finishes see page 91.



Nos. PL89 and PL68



No. PL812



Nos. PL87½ and PL67

Knobs and roses

No.	Size	Description
PL69	3 x 1⅞ inches	Door knob with No. 0 (high) shank
PL68	3 x 2⅝ "	" " " " " "
PL67	2⅝ x 1⅝ "	" " " " " "
PL169	3 x 1⅞ "	Door knob with No. 1 (low) shank
PL168	3 x 2⅝ "	" " " " " "
PL167	2⅝ x 1⅝ "	" " " " " "
PL30¼	1⅛ ins. diam.	Drawer knob with bolt and washer
PL30¾	" " "	Shutter " " wood screw
PL223	2¼ " "	Rose with No. 0 (high) thimble
PL323	" " "	" " " 1 (low) "

Escutcheons and handles

PL181	6 x 1½ inches	Plate for locks No. 1600 series *only*
PL181½	" "	" " " " 1605 " "
PL87	7⅞ x 2½ "	" with No. 0 thimble for 3½ to 4½ in. locks
PL187	" "	Plate with No. 1 thimble for 3½ to 4½ in. locks
PL89	10⅞ x 3 "	Plate with No. 0 thimble for 5 to 7½ in. locks
PL189	" "	Plate with No. 1 thimble for 5 to 7½ in. locks
PL91	13 x 3⅝ "	Plate with No. 0 thimble for 5 to 7½ in. locks
PL191	" "	Plate with No. 1 thimble for 5 to 7½ in. locks
PL92	15½ x 3½ "	Plate with No. 0 (high) thimble for locks No. 750 series *only*
PL94	17½ x 3⅝ "	Plate with No. 0 (high) thimble for locks Nos. 750 and 790 series *only*
PL3305	2⅞ x 1¼ "	Plate for thumb-turn, etc.
PL5345	3¾ x 1¼ "	" " " "
PL7355	4½ x 1¼ "	" " " "
PL7354	5 x 1¼ "	" " " "
PL8605	6 x 1⅝ "	" " " "
PL8905	5¼ x 2 "	" " " "
PL802	1¼ x 2½ "	Key plate for bit key cabinet locks
PL803	2⅞ x 1¼ "	" " " " " " "
PL812	" "	" " " all locks
PL854	7¾ x 2½ "	Cup for all sliding door locks

When ordering give list number (in the case of escutcheons also lock number) and finish. For finishes see page 91.



No. PL1099



No. PL854



No. PL545

Largo Design



No. PL310



Nos. PL187 and PL167

Escutcheons and handles—continued

No.	Size	Description
PL310	15⅝ x 3⅝ inches	Handle for locks No. 405 series
PL314	17½ x 3⅝ "	" " " Nos. 414¼, 428 and 472¼ series

List number of lock to be associated with escutcheons must always be specified. For escutcheons with thumb-turns add ½ to list number.

Other pieces

PL53	7¼ x 1⅝ inches	Bolt, mortise single extension
PL1099	2 x 5¼ "	Drawer pull, drop
PL1532	2½ x 8⅛ "	Letter drop plate
PL1542	" "	Inside plate for above
PL545	13 x 3 "	Pull, door
PL1413	4⅝ x 1⅝ "	Push button
PL1416	5¾ x 2½ "	" "
PL1730	13 x 3 "	Push plate
	15½ x 3½ "	" "
	17½ x 3⅝ "	" "
PL1349	2 x 5¼ "	Sash lift, flush

Locks in sets

PL465	Inside doors	Lock 801 (page 196), knobs PL167, 2 escutcheons PL187
PL465¾	" "	Lock 800 (page 196), knobs PL167, 2 escutcheons PL187
PL1065	" "	Lock 881 (page 198), knobs PL167, 2 escutcheons PL187
PL1665	" "	Lock 821 (page 197), knobs PL167, 2 escutcheons PL187
PL1665¾	" "	Lock 820 (page 197), knobs PL167, 2 escutcheons PL187
PL2065	" "	Lock 831 (page 203), knobs PL167, 2 escutcheons PL187
PL2765	" "	Lock 861 (page 206), knobs PL167, 1 escn. each PL187 and PL187½
PL1795	" "	Lock 1620 (page 199), knobs PL67, 2 escutcheons PL87
PL3165	Communicating	Lock 1519 (page 191), knobs PL167, 1 escn. each PL187 and PL187½
PL3465	"	Lock 1529 (page 191), knobs PL167, 2 escutcheons PL187½
PL107	Sliding doors	Lock 1705 (page 214), 2 cups PL854
PL117	" "	Lock 1715 (page 214), 4 cups PL854
PL127	" "	Lock 1725 (page 214), 4 cups PL854
PL5361	Vestibule doors	Lock 771 (page 220), knobs PL167, 2 escutcheons PL187
PL5366	" "	Lock 771 (page 220), knobs PL167, 1 escn. each PL189 and PL187

When ordering give list number (in the case of escutcheons also lock number), size and finish. For finishes see page 91.



No. PL1349



No. PL314



No. PL1416

Largo Design



Nos. PL87 and PL67



No. PL854

Locks in sets—continued

Set No.		Description
PL6361	**Vestibule doors**	Lock 711 (page 221), knobs PL167, 2 escutcheons PL187
PL6366	" "	Lock 711 (page 221), knobs PL167, 1 escn. each PL189 and PL187
PL8397	" "	Lock 790 (page 222), knobs PL68, 2 escutcheons PL89
PL5268	**Front doors**	Lock 761 (page 220), knobs PL168, 2 escutcheons PL189
PL5266	" "	Lock 761 (page 220), knobs PL168, 1 escn. each PL189 and PL187
PL6268	" "	Lock 701 (page 221), knobs PL168, 2 escutcheons PL189
PL6266	" "	Lock 701 (page 221), knobs PL168, 1 escn. each PL189 and PL187
PL8298	" "	Lock 750 (page 222), knobs PL68, 1 escn. each PL91 and PL89½
PL8299	" "	Lock 750 (page 222), knobs PL68, 1 escn. each PL92 and PL89½
PL8540	**Store doors**	Lock 405 (page 231), 1 pair PL310
PL9510	" "	Lock 432¼ (page 230), 1 pair PL314



Nos. TK88 and D36



Nos. TK88 and D35

Kampen Design

Symbol TK

Cast bronze and brass

Appropriate finishes

AY21 . . . Old brass
AZ58 . . "Oil rub"
BY21 . . . Old bronze
BX67 . Verde antique
NX56 . Oxidized nickel

For description of finishes see page 91.

Knobs, escutcheons etc.

No.	Size	Description
D37	2½ x 2½ inches	Door knob with No. 0 (high) shank
D36	2½ x 2¼ "	" " " " " " "
D35	2¼ x 2¼ "	" " " " " " "
TK88	8¾ x 4¾ "	Plate for 2¾ in. spacing and Nos. 726 and 766 series *only*
TK1420	4 x 1⅝ "	Pull, bell
TK1416	5⅛ x 3⅛ "	Push button

List number of lock to be associated with escutcheons must always be specified.
For escutcheons with thumb-turns add ½ to list number.



No. TK1416



No. TK1420

Locks in sets

TK2185	**Inside doors**	Lock 1500 (page 202), knobs D35, 2 escutcheons TK88
TK8584	**Vestibule doors**	Lock 766 (page 224), knobs D36, 2 escutcheons TK88
TK8484	**Front doors**	Lock 726 (page 224), knobs D36, 1 escn. each TK88 and TK88½

When ordering give list number (in the case of escutcheons also lock number) and finish. For finishes see page 91.

YALE

Velden Design

Symbol YV

Cast bronze and brass

Appropriate finishes

AZ58 . . . "Oil Rub" BX67 . . Verde antique
AY74 . Crystalized brass NX56 . Oxidized nickel

For description of finishes see page 91.



Nos. YV89 and YV69



No. YV854

Knobs

No.	Size	Description
YV69	2⅞ x 1⅝ inches	Door knob with No. 0 (high) shank
YV30¼	1⅛ ins. diam.	Drawer knob with bolt and washer
YV30¾	" " "	Shutter " " wood screw

Escutcheons

YV89	10½ x 3 inches	Plate for all inside door locks *not exceeding* 6 inches and Nos. 726 and 766 series *only*
YV854	" "	Cup for all sliding door locks

List number of lock to be associated with escutcheons must always be specified. For escutcheons with thumb-turns add ½ to list number.

Other pieces

YV1730	10½ x 3 inches	Push plate
YV1349	2¼ x 4¾ "	Sash lift, flush

Locks in sets

YV1798	**Inside doors**	Lock 1620 (page 199), knobs YV69, 2 escutcheons YV89
YV2198	" "	Lock 1500 (page 202), knobs YV69, 2 escutcheons YV89
YV2898	" "	Lock 1402 (page 207), knobs YV69, 1 escutcheon each YV89 and YV89½
YV3298	**Communicating**	Lock 1535 (page 192), knobs YV69, 1 escutcheon each YV89 and YV89½
YV3698	"	Lock 1525 (page 193), knobs YV69, 2 escutcheons YV89½
YV139	**Sliding doors**	Lock 1706 (page 215), 2 cup escutcheons YV854
YV149	" "	Lock 1716 (page 215), 4 cup escutcheons YV854
YV159	" "	Lock 1726 (page 215), 4 cup escutcheons YV854
YV8598	**Vestibule doors**	Lock 766 (page 224), knobs YV69, 2 escutcheons YV89
YV8499	**Front doors**	Lock 726 (page 224), knobs YV69, 1 escutcheon each YV89 and YV89½



Nos. YV89 and YV69



No. YV1730

When ordering give list number (in the case of escutcheons also lock number) and finish. For finishes see page 91.

Xenia Design

Symbol HX

Cast bronze, brass and iron

Appropriate finishes

AX71 . . . Olive green
BX67 . Verde antique
NX56 . Oxidized nickel
FX80 . . . Bower-Barff

For description of finishes see page 91.



Nos. HX89 and HX27

Knobs

No.	Size	Description
HX27	2½ x 2½ inches	Door knob with No. 0 (high) shank
HX20½	1⅛ ins. diam.	" " " mortise bolt spindle
HX20¼	" " "	Drawer knob with bolt and washer
HX20¾	" " "	Shutter " " wood screw

Escutcheons

HX180	5 x 1½ inches	Plate for lock No. 269 *only*
HX88	9½ x 3¼ "	" " 3½ to 4¾ in. locks
HX89	10¾ x 3¼ "	" " 5 " 7½ " "
HX854	9½ x 3¼ "	Cup for all sliding door locks

List number of lock to be associated with escutcheons must always be specified.
For escutcheons with thumb-turns add ½ to list number.

Other pieces

HX1730	10¾ x 3¼ inches	Push plate
HX1349	1⅞ x 5⅛ "	Sash lift, flush



No. HX854

Locks in sets

HX1776	**Inside doors**	Lock 1620 (page 199), knobs HX27, 2 escutcheons HX88
HX2176	" "	Lock 1500 (page 202), knobs HX27, 2 escutcheons HX88
HX2876	" "	Lock 1402 (page 207), knobs HX27, 1 escutcheon each HX88 and HX88½
HX3276	**Communicating**	Lock 1535 (page 192), knobs HX27, 1 escutcheon each HX88 and HX88½
HX3676	"	Lock 1525 (page 193), knobs HX27, 2 escutcheons HX88½
HX8378	**Vestibule doors**	Lock 790 (page 222), knobs HX27, 2 escutcheons HX89
HX8377	" "	Lock 790 (page 222), knobs HX27, 1 escn. each HX89 and HX88
HX8278	**Front doors**	Lock 750 (page 222), knobs HX27, 1 escutcheon each HX89 and HX89½
HX8277	" "	Lock 750 (page 222), knobs HX27, 1 escn. each HX89 and HX88½

When ordering give list number (in the case of escutcheons also lock number) and finish. For finishes see page 91.



Nos. HX88 and HX27



No. HX1730



No. HX1349

French Renaissance School

THE history of French Renaissance is one long relation of the influence of Italian artists upon French designers and, as long as Italian art was at its flood, French art keenly appreciated and rapidly absorbed and assimilated the ideas of the more Southern Latin. Frenchmen used equally well most of the motifs and stock forms that the Italians employed, and to them added a native rendering that constituted a different school. It is difficult to describe French Renaissance so rich is it, and so varied in the different provinces.

Amboise Design

Symbol MA

Cast bronze and iron

Appropriate finishes

CX22 . . .	Old copper	GY10	Gold
SX52 .	Oxidized silver	FX80 . . .	Bower-Barff

For description of finishes see page 91.



Nos. MA90 and MA36

Knobs and roses

No.	Size	Description
MA37	2½ x 2½ inches	Door knob with No. 0 (high) shank
MA36	2½ x 2¼ "	" " " " " "
MA35	2¼ x 2¼ "	" " " " " "
MA61¼	1¼ ins. diam.	Drawer knob with bolt and washer
MA61¾	" " "	Shutter " " wood screw
MA223	2¼ " "	Rose with No. 0 (high) thimble

Escutcheons and handles

MA181	8¼ x 1½ inches	Plate for locks No. 1600 series *only*
MA181½	" "	" " " " 1605 " "
MA87	8½ x 2¼ "	" " 3½ to 4½ in. locks
MA89	10¼ x 2¼ "	" " 4½ " 5½ " "
MA90	10¾ x 2½ "	" " 5 " 7½ " "

When ordering give list number (in the case of escutcheons also lock number) and finish. For finishes see page 91.



No. MA850



No. MA1099

Amboise Design



No. MA314



No. MA1416

Escutcheons and handles—continued

No.	Size	Description
MA850	9½ x 2¼ inches	Cup for all sliding door locks
MA854	11⅞ x 2⅜ "	" " " " " "
MA314	18 x 2½ "	Handle for locks Nos. 414¼, 428 and 472¼ series

List number of lock to be associated with escutcheons must always be specified. For escutcheons with thumb-turns add ½ to list number.

Other pieces

MA1099	2 x 6¼ inches	Drawer pull, drop
MA1532	2¼ x 8⅜ "	Letter drop plate
MA1552	2¼ x 8⅝ "	Hood for above
MA545	12 x 2½ "	Pull, door
MA1416	5¾ x 2⅛ "	Push button
MA1730	12 x 2½ "	Push plate
	18¼ x 2½ "	" "
MA1349	2 x 6¼ "	Sash lift, flush
XTA54	1⅝ "	Thumb-turn, $\frac{5}{16}$ in. spindle (page 473)
XTA35	1⅜ "	" $\frac{3}{16}$ " " " "
XTA55	1⅜ "	" $\frac{5}{16}$ " " " "

Locks in sets

MA1785	**Inside doors**	Lock 1620 (page 199), knobs MA35, 2 escutcheons MA87
MA2185	" "	Lock 1500 (page 202), knobs MA35, 2 escutcheons MA87
MA2885	" "	Lock 1402 (page 207), knobs MA35, 1 escn. each MA87 and MA87½
MA3285	**Communicating**	Lock 1535 (page 192), knobs MA35, 1 escn. each MA87 and MA87½
MA3685	"	Lock 1525 (page 193), knobs MA35, 2 escutcheons MA87½
MA139	**Sliding doors**	Lock 1706 (page 215), 2 cups MA850
MA149	" "	Lock 1716 (page 215), 4 cups MA850
MA159	" "	Lock 1726 (page 215), 4 cups MA850
MA8388	**Vestibule doors**	Lock 790 (page 222), knobs MA36, 2 escutcheons MA90
MA8386	" "	Lock 790 (page 222), knobs MA36, 1 escn. each MA90 and MA87
MA8288	**Front doors**	Lock 750 (page 222), knobs MA36, 1 escutcheon each MA90 and MA90½
MA8286	" "	Lock 750 (page 222), knobs MA36, 1 escn. each MA90 and MA87½
MA9510	**Store doors**	Lock 432¼ (page 230), 1 pair handles MA314

When ordering give list number (in the case of escutcheons also lock number), size and finish. For finishes see page 91.



No. MA1532



No. MA545



No. MA1730
12 x 2½ inches

YALE

Angouleme Design

Symbol PA

Cast bronze and brass

Appropriate finishes

AZ15 . . Ormolu brass
CY22 . . Old copper
SY55 . Platinum silver
SY52 . . Oxidized silver
GY10 . . Gold

For description of finishes see page 91.



No. PA7803



No. PA5803

Cabinet hardware

No.	Size	Description
PA1094	2 x 1¾ inches	Drawer pull, ring
PA1099	1⅜ x 4⅞ "	" " drop
PA802	1 x 4 "	Key plate for bit key locks
PA5803	3⅜ x ⅞ "	" " " " " " "
PA7803	4⅞ x 1 "	" " " " " " "
PA804	1 x 4 "	" " " flat key "
PA5805	3⅜ x ⅞ "	" " " " " " "
PA7805	4⅞ x 1 "	" " " " " " "

When ordering give list number and finish. For finishes see page 91.



No. PA802



No. PA1099

Biarritz Design

Symbol MB

Cast bronze, brass and iron

Appropriate finishes

CX22 . . . Old copper
SX52 . Oxidized silver
GX12 . . . . Gold
FX80 . . Bower-Barff

For description of finishes see page 91.



Nos. MB90 and MB69

Knobs and roses

No.	Size	Description
MB69	3¼ x 1⅝ inches	Door knob with No. 0 (high) shank
MB223	2¼ ins. diam.	Rose with No. 0 (high) thimble
MB279	3¾ x 2⅞ inches	" for lever handle (page 428)

Escutcheons

MB90	11 x 2½ inches	Plate for 3½ to 4¾ in. locks
MB91	13 x 2½ "	" " 5 " 7½ " "
MB8254	6⅛ x 1⅛ "	" " " thumb-turn, Tee or lever handle

When ordering give list number (in the case of escutcheons also lock number) and finish. For finishes see page 91.



No. MB1349



No. MB854

Biarritz Design



Nos. MB91 and MB69

Escutcheons—continued

No.	Size	Description
MB850	8 x 2 inches	Cup for all sliding door locks
MB854	11 x 2½ "	" " " " " " "

List number of lock to be associated with escutcheons must always be specified. For escutcheons with thumb-turns add ½ to list number.

Other pieces

MB1533	2½ x 10⅞ inches	Letter drop plate
MB935	5 "	Lever handle (page 428)
MB545	13 x 2½ "	Pull, door
MB1416	7⅝ x 2½ "	Push button
MB1730	13 x 2½ "	Push plate
MB1348	1½ x 6 "	Sash lift, flush
MB1349	2 x 7¼ "	" " "

Locks in sets

MB1799	**Inside doors**	Lock 1620 (page 199), knobs MB69, 2 escutcheons MB90
MB2199	" "	Lock 1500 (page 202), knobs MB69, 2 escutcheons MB90
MB2899	" "	Lock 1402 (page 207), knobs MB69, 1 escutcheon each MB90 and MB90½
MB3299	**Communicating**	Lock 1535 (page 192), knobs MB69, 1 escutcheon each MB90 and MB90½
MB3699	"	Lock 1525 (page 193), knobs MB69, 2 escutcheons MB90½
MB137	**Sliding doors**	Lock 1706 (page 215), 2 cup escutcheons MB850
MB147	" "	Lock 1716 (page 215), 4 cup escutcheons MB850
MB157	" "	Lock 1726 (page 215), 4 cup escutcheons MB850
MB139	" "	Lock 1706 (page 215), 2 cup escutcheons MB854
MB149	" "	Lock 1716 (page 215), 4 cup escutcheons MB854
MB159	" "	Lock 1726 (page 215), 4 cup escutcheons MB854
MB8398	**Vestibule doors**	Lock 790 (page 222), knobs MB69, 1 escn. each MB91 and MB90
MB8298	**Front doors**	Lock 750 (page 222), knobs MB69, 1 escutcheon each MB91 and MB90½

When ordering give list number (in the case of escutcheons also lock number) and finish. For finishes see page 91.



No. MB545



No. MB1416



Nos. MB8254 and 905



No. MB1533

YALE

Dormans Design

Symbol OD

Cast bronze and brass

AZ15 . . Ormolu brass
AY22 . . . Old brass
CY22 . . Old copper
SY52 . Oxidized silver
GY10 . . Gold

For description of finishes see page 91.



Nos. OD90 and OD69

Knobs and roses

No.	Size	Description
OD69	2¾ x 1⅝ inches	Door knob with No. 0 (high) shank
OD61¼	1¼ ins. diam.	Drawer knob with bolt and washer
OD61¾	" " "	Shutter " " wood screw
OD224	2⅜ " "	Rose with No. 0 (high) thimble

Escutcheons and handles

OD181	5¼ x 1½ inches	Plate for locks No. 1600 series *only*
OD181½	" "	" " " " 1605 " "
OD85	6¾ x 2½ "	" " 3½ to 4½ in. locks
OD90	11 x 3 "	" " 4¾ " 7½ " "
OD6354	4⅜ x 1¼ "	" " thumb-turn, etc.
OD812	2 x 1⅛ "	Key plate for all locks
OD854	6¾ x 2½ "	Cup for all sliding door locks
OD314	16¼ x 3½ "	Handle for locks Nos. 414¼, 428 and 472¼ series

List number of lock to be associated with escutcheons must always be specified. For escutcheons with thumb-turns add ½ to list number.



No. OD549

Other pieces

OD1099	1⅞ x 4¼ inches	Drawer pull, drop
OD1425	4¾ x 3 "	Knocker, door
OD549	11 x 3 "	Pull, door
OD1413	4¼ x 1¾ "	Push button
OD1416	5 x 2¼ "	" "
OD1730	11 x 3 "	Push plate
OD1347	1⅝ x 3 "	Sash lift, flush
OD1349	1⅞ x 4½ "	" " "
OD11349	" "	" " " locking



Nos. OD85 and OD69

Locks in sets

OD1794	**Inside doors**	Lock 1620 (page 199), knobs OD69, 2 escutcheons OD85
OD2194	" "	Lock 1500 (page 202), knobs OD69, 2 escutcheons OD85
OD3294	**Communicating**	Lock 1535 (page 192), knobs OD69, 1 escn. each OD85 and OD85½
OD3694	"	Lock 1525 (page 193), knobs OD69, 2 escutcheons OD85½
OD135	**Sliding doors**	Lock 1706 (page 215), 2 cups OD854
OD145	" "	Lock 1716 (page 215), 4 cups OD854
OD155	" "	Lock 1726 (page 215), 4 cups OD854
OD8399	**Vestibule doors**	Lock 790 (page 222), knobs OD69, 2 escutcheons OD90
OD8299	**Front doors**	Lock 750 (page 222), knobs OD69, 1 escn. each OD90 and OD90½
OD9500	**Store doors**	Lock 432¼ (page 230), 1 pair OD314

When ordering give list number (in the case of escutcheons also lock number) and finish. For finishes see page 91.



No. OD854



No. OD1425



No. OD1349



No. OD1416

Dreux Design

Symbol SD

Cast bronze, brass and iron

Appropriate finishes

CY22 . . . Old copper GZ10 . . . . Gold
SY52 . Oxidized silver FX80 . . Bower-Barff

For description of finishes see page 91.



Nos. SD90 and SD68



Nos. SD87 and SD67

Knobs and roses

No.	Size	Description
SD69	3 x 1⅝ inches	Door knob with No. 0 (high) shank
SD68	3 x 2¾ "	" " " " " "
SD67	2¾ x 1⅜ "	" " " " " "
SD62¼	1½ x ¾ "	Drawer knob with bolt and washer
SD62¾	" "	Shutter " " wood screw
SD220	1¾ ins. diam.	Rose with No. 0 (high) thimble
SD224	2⅜ " "	" " " " "
SD273	2¼ " "	" for lever handle (page 428)

Escutcheons

SD181	4⅛ x ⅞ inches	Plate for locks No. 1600 series *only*
SD181½	" "	" " " " 1605 " "
SD87	8½ x 2 "	" " 3½ in. locks *only*
SD88	9½ x 2½ "	" " 3½ to 5 in. locks
SD90	12 x 2½ "	" " 5 " 7½ " "
SD8054	5¼ x ⅞ "	" " thumb-turn, etc.
SD812	3 x 1¼ "	Key plate for all locks
SD823	2⅝ x 1⅜ "	" " with drop for all locks
SD854	9¼ x 2½ "	Cup for all sliding door locks



Other pieces

SD160	6⅜ x 1⅜ inches	Bolt, Cremone (page 317)
SD161	" "	" " " "
SD167	" "	" " " "
SD935	3¾ "	Lever handle (page 428)
SD545	12 x 2½ "	Pull, door
SD1416	6 x 2½ "	Push button
SD1730	12 x 2½ "	Push plate
	18¼ x 3½ "	" "
SD1349	2 x 6⅛ "	Sash lift, flush



No. SD854

Locks in sets

SD1796	**Inside doors**	Lock 1620, SD67, 2 SD87
SD2197	" "	Lock 1500, SD67, 2 SD88
SD2897	" "	Lock 1402, SD67, 1 SD88 & SD88½
SD3297	**Communicating**	Lock 1535, SD67, 1 SD88 & SD88½
SD3697	"	Lock 1525, SD67, 2 SD88½
SD139	**Sliding doors**	Lock 1706 (page 215), 2 cups SD854
SD149	" "	Lock 1716 (page 215), 4 cups SD854
SD159	" "	Lock 1726 (page 215), 4 cups SD854
SD8397	**Vestibule doors**	Lock 790, SD68, 1 SD90 & SD88
SD8297	**Front doors**	Lock 750, SD68, 1 SD90 & SD88½

When ordering give list number (in the case of escutcheons also lock number), size and finish. For finishes see page 91.



No. SD1349

No. SD545

Grenoble Design

Symbol KG

Cast bronze, brass and iron

Appropriate finishes

CX22 . . . Old copper SX52 . Oxidized silver
FX80 . . Bower-Barff

For description of finishes see page 91.



Nos. KG90 and KG36



No. KG545

Knobs

No.	Size	Description
KG37	2½ x 2½ inches	Door knob with No. 0 (high) shank
KG36	2½ x 2¼ "	" " " " " "
KG35	2¼ x 2¼ "	" " " " " "
KG31¼	1¼ ins. diam.	Drawer knob with bolt and washer
KG31¾	" " "	Shutter " " wood screw

Escutcheons

KG87	8¾ x 2¼ inches	Plate for 3½ to 4¾ in. locks
KG89	10 x 2¼ "	" " 3½ " 6 " "
KG90	11½ x 2½ "	" " 5 " 7½ " "
KG812	3⅛ x 1¼ "	Key plate for all locks
KG854	8¾ x 2¼ "	Cup for all sliding door locks

List number of lock to be associated with escutcheons must always be specified.
For escutcheons with thumb-turns add ½ to list number.

Other pieces

KG1099	1⅛ x 5⅛ inches	Drawer pull, drop
KG1533	2 x 10 "	Letter drop plate
KG1553	2¼ x 10 "	Hood for above
KG545	11½ x 2½ "	Pull, door
KG1416	5¼ x 2⅛ "	Push button
KG1730	11½ x 2½ "	Push plate
KG1348	1⅛ x 5¼ "	Sash lift, flush
KG1349	1½ x 5¾ "	" " "
KG11349	" "	" " " locking



No. KG1099



No. KG1416

Locks in sets

KG1786	Inside doors	Lock 1620 (page 199), knobs KG35, 2 escutcheons KG87
KG2186	" "	Lock 1500 (page 202), knobs KG35, 2 escutcheons KG87
KG2886	" "	Lock 1402 (page 207), knobs KG35, 1 escn. each KG87 and KG87½
KG3286	Communicating	Lock 1535 (page 192), knobs KG35, 1 escn. each KG87 and KG87½
KG3686	"	Lock 1525 (page 193), knobs KG35, 2 escutcheons KG87½
KG139	Sliding doors	Lock 1706 (page 215), 2 cups KG854
KG149	" "	Lock 1716 (page 215), 4 cups KG854
KG159	" "	Lock 1726 (page 215), 4 cups KG854
KG8387	Vestibule doors	Lock 790 (page 222), knobs KG36, 1 escn. each KG90 and KG87
KG8287	Front doors	Lock 750 (page 222), knobs KG36, 1 escn. each KG90 and KG87½

When ordering give list number (in the case of escutcheons also lock number) and finish. For finishes see page 91.



Nos. KG87 and KG35



No. KG1349



No. KG854

Oporto Design

Symbol LO

Cast bronze and brass

Appropriate finishes

AZ17 . . . Old brass CZ17 . . . Old copper
NX17 . . Oxidized nickel

For description of finishes see page 91.



Nos. LO90 and LO68



No. LO812



Nos. LO87 and LO67

Knobs and roses

No.	Size	Description
LO69	3⅛ x 1⅞ inches	Door knob with No. 0 (high) shank
LO68	3⅛ x 2¾ "	" " " " " "
LO67	2¾ x 1⅝ "	" " " " " "
LO169	3⅛ x 1⅞ "	Door knob with No. 1 (low) shank
LO168	3⅛ x 2¾ "	" " " " " "
LO167	2¾ x 1⅝ "	" " " " " "
LO62¼	1½ x ⅞ "	Drawer knob with bolt and washer
LO62¾	" "	Shutter " " wood screw
LO223	2¼ ins. diam.	Rose with No. 0 (high) thimble
LO323	" " "	" " " 1 (low) "

Escutcheons and handles

LO181	5⅝ x 1¼ inches	Plate for locks No. 1600 series *only*
LO181½	" "	" " " " 1605 " "
LO87	8½ x 2½ "	" with No. 0 thimble for 3½ to 4¼ in. locks
LO187	" "	Plate with No. 1 thimble for 3½ to 4¼ in. locks
LO89	9¾ x 2½ "	Plate with No. 0 thimble for 3½ to 4½ in. locks
LO189	" "	Plate with No. 1 thimble for 3½ to to 4½ in. locks
LO90	11⅛ x 3 "	Plate with No. 0 thimble for 5 to 7½ in. locks
LO190	" "	Plate with No. 1 thimble for 5 to 7½ in. locks
LO3305	2⅞ x 1¼ "	Plate for thumb-turn, etc.
LO5145	3½ x 1 "	" " " "
LO7354	4½ x 1¼ "	" " " "
LO7355	" "	" " " "
LO7154	4⅞ x 1 "	" " " "
LO812	2⅞ x 1¼ "	Key plate for all locks
LO854	8½ x 2½ "	Cup for all sliding door locks
LO34210	16 x 3¼ "	Handle for locks No. 405 series
LO44214	18½ x 3¼ "	" " " 414¼, 428 & 472¼
LO68514	22 x 4½ "	" " " " " " "
LO7634	15⅞ x 2⅜ "	" " " " " " "

List number of lock to be associated with escutcheons must always be specified. For escutcheons with thumb-turns add ½ to list number.

When ordering give list number (in the case of escutcheons also lock number) and finish. For finishes see page 91.



No. LO1349



No. LO550



No. LO62¾



No. LO854

Oporto Design



No. LO44214



No. LO1416

Other pieces

No.	Inches	Description	No.	Inches	Description
LO53	7⅛ x 1⅝	Bolt, extension	LO550	13 x 3	Pull, door
LO1099	1⅞ x 5¼	Drawer pull	LO1416	6 x 2½	Push button
LO1532	2½ x 8⅝	Letter drop plate	LO1730	13 x 3	Push plate
LO1542	2⅜ x 8⅝	Inside plate		22 x 4½	" "
LO1552	2½ x 9¼	Hood	LO1349	1⅞ x 5¼	Sash lift, flush

Locks in sets

LO466	Inside doors	Lock 801 (page 196), knobs LO167, 2 escutcheons LO187
LO1066	" "	Lock 881 (page 198), knobs LO167, 2 escutcheons LO187
LO1666	" "	Lock 821 (page 197), knobs LO167, 2 escutcheons LO187
LO2066	" "	Lock 831 (page 203), knobs LO167, 2 escutcheons LO187
LO2766	" "	Lock 861 (page 206), knobs LO167, 1 escn. each LO187 and LO187½
LO1796	" "	Lock 1620 (page 199), knobs LO67, 2 escutcheons LO87
LO3166	Communicating	Lock 1519 (page 191), knobs LO167, 1 escn. each LO187 and LO187½
LO3467	"	Lock 1529 (page 191), knobs LO167, 2 escutcheons LO189½
LO107	Sliding doors	Lock 1705 (page 214), 2 cups LO854
LO117	" "	Lock 1715 (page 214), 4 cups LO854
LO127	" "	Lock 1725 (page 214), 4 cups LO854
LO5361	Vestibule doors	Lock 771 (page 220), knobs LO167, 2 escutcheons LO187
LO6364	" "	Lock 711 (page 221), knobs LO167, 2 escutcheons LO189
LO8397	" "	Lock 790 (page 222), knobs LO68, 1 escn. each LO90 and LO89
LO8399	" "	Lock 790 (page 222), knobs LO68, 2 escutcheons LO90
LO5263	Front doors	Lock 761 (page 220), knobs LO168, 1 escn. each LO189 and LO187
LO5266	" "	Lock 761 (page 220), knobs LO168, 1 escn. each LO190 and LO187
LO6263	" "	Lock 701 (page 221), knobs LO168, 1 escn. each LO189 and LO187
LO6266	" "	Lock 701 (page 221), knobs LO168, 1 escn. each LO190 and LO187
LO8297	" "	Lock 750 (page 222), knobs LO68, 1 escn. each LO90 and LO89½
LO8299	" "	Lock 750 (page 222), knobs LO68, 1 escn. each LO90 and LO90½
LO8540	Store doors	Lock 405 (page 231), 1 pair handles LO34210
LO9510	" "	Lock 432¼ (page 230), 1 pair handles LO44214
LO9560	" "	Lock 432¼, 1 pair handles LO68514
LO8870	" "	Lock 432¼, 1 pair handles LO7634

When ordering give list number (in the case of escutcheons also lock number), size and finish. For finishes see page 91.



No. LO1532



No. LO34210



No. LO53

Cuts third size

Orville Design

Symbol NO

Cast bronze and iron

Appropriate finishes

CY22 . . . Old copper
SY52 . Oxidized silver
SY55 . Platinum Silver
GY10 . . . . Gold
FX80 . . Bower-Barff

For description of finishes see page 91.



Nos. NO89 and NO35

Knobs, escutcheons etc.

No.	Size	Description
NO35	2¼ x 2¼ inches	Door knob with No. 0 (high) shank
NO31¼	1¼ ins. diam.	Drawer knob with bolt and washer
NO31¾	" " "	Shutter " " wood screw
NO89	10⅛ x 2½ inches	Plate for all inside door locks
NO854	10⅛ x 2½ "	Cup for all sliding door locks
NO1099	1 x 4⅝ "	Drawer pull, drop
NO1093	⅞ ins. diam. base	" " ring
NO1349	1⅜ x 4¾ inches	Sash lift, flush

List number of lock to be associated with escutcheons must always be specified.
For escutcheons with thumb-turns add ½ to list number.



Sevres Design

Symbol LS

Cast bronze and iron

Appropriate finishes

BX67 . Verde antique
CX22 . . . Old copper
SX52 . . Oxidized silver
FX80 . . Bower-Barff



No. NO854

Knobs, escutcheons etc.

No.	Size	Description
LS37	2½ x 2½ inches	Door knob with No. 0 (high) shank
LS36	2½ x 2¼ "	" " " " " " "
LS35	2¼ x 2¼ "	" " " " " " "
LS93	16⅝ x 4⅜ "	Plate for all pin-tumbler front door and vestibule locks
LS314	27¼ x 4¼ "	Handle for locks Nos. 414¼, 428 and 472¼ series
LS68	9¼ x 3 "	Bolt, mortise single extension
LS1969	8⅛ x 1¾ "	Hinge plate, middle
LS1958	4¼ x 11¼ "	" " " "
LS1952	16⅛ x 17¼ x 4¼ ins.	" " top and bottom
LS554	16⅝ x 3⅝ inches	Pull, door
LS1416	7½ x 3 "	Push button
LS1730	16⅝ x 4⅜ "	Push plate
	27¼ x 4¼ "	" "

List number of lock to be associated with escutcheons must always be specified.
For escutcheons with thumb-turns add ½ to list number.



No. NO1349

Locks in sets

LS8389	**Vestibule doors**	Lock 790, LS36, 2 LS93
LS8289	**Front doors**	Lock 750, LS36, 1 LS93 & LS93½
LS9560	**Store doors**	Lock 432¼, 1 pair LS314

When ordering give list number (in the case of escutcheons also lock number), size and finish. For finishes see page 91.

No. LS314

YALE

German Renaissance School

GERMAN Renaissance, while powerfully affected by the work of the Italians, did not reach the high level of French or Flemish Renaissance, but its earlier manifestations, when the vigor of Gothic design had not yet been wholly lost, are full of interesting promise. The scroll, the volute, strap-work and intricate foliage combined with plain interlaces are among its best manifestations in the way of ornament.

Bonn Design

Symbol OB

Cast bronze, brass and iron

Appropriate finishes

AZ10	Buffed brass	SX52	Oxidized silver
CX22	Old copper	FX80	Bower-Barff

For description of finishes see page 91.



Nos. OB90 and OB36

Knobs

No.	Size	Description
OB37	2½ x 2½ inches	Door knob with No. 0 (high) shank
OB36	2½ x 2¼ "	" " " " " "
OB35	2¼ x 2¼ "	" " " " " "
OB433	1¾ ins. diam.	" " " closet spindle
OB31¼	1¼ " "	Drawer knob with bolt and washer
OB31¾	" " "	Shutter " " wood screw

Escutcheons and handles

OB181	6 x 1¼ inches	Plate for locks No. 1600 series *only*
OB181½	" "	" " " " 1605 " "
OB87	8 x 2⅞ "	" " 3½ to 5 in. locks
OB90	11½ x 3⅛ "	" " 5 to 7½ " "
OB93	16½ x 3⅝ "	" " 5 to 7½ " "
OB3305	2⅝ x 1¼ "	" " thumb-turn, etc.
OB5155	3¾ x 1 "	" " " "
OB1812	2⅜ x 1 "	Key plate for all locks
OB3812	2⅝ x 1¼ "	" " " " "
OB854	8 x 2⅞ "	Cup for all sliding door locks
OB36614	16½ x 3⅝ "	Handle for locks Nos. 414¼, 428 and 472¼ series
OB63614	21 x 3 "	Handle for locks Nos. 414¼, 428 and 472¼ series

List number of lock to be associated with escutcheons must always be specified. For escutcheons with thumb-turns add ½ to list number.

When ordering give list number (in the case of escutcheons also lock number) and finish. For finishes see page 91.



No. OB545

Bonn Design



No. OB36614



No. OB1416

Other pieces

No.	Size	Description
OB1532	2¾ x 8 inches	Letter drop plate
OB1552	2¾ x 8⅜ "	Hood for above
OB1534	4¾ x 9¼ "	Letter drop plate
OB545	11½ x 3⅛ "	Pull, door
OB1413	3¾ x 1½ "	Push button
OB1416	5⅞ x 2⅞ "	" "
OB1730	11¾ x 3¾ "	Push plate
	16½ x 3⅝ "	" "
	21 x 3 "	" "
OB1349	1½ x 4 "	Sash lift, flush
OB1386	2¼ x 3 "	Shutter bar
OB1430	4⅞ x 2¾ "	Switch plate with 1 button
	9½ x 3⅝ "	" " " 2 buttons
	11½ x 3⅝ "	" " " 2 "

Cabinet hardware

OB1099	1½ x 3⅞ inches	Drawer pull, drop
OB1952	5⅞ x 5⅞ x 1¼ ins.	Hinge plate, top and bottom
	24¼ x 18 x 3½ "	" " " " " "
OB1965	7⅛ x 2½ inches	" " middle
	18¼ x 4 "	" " "
	33 x 4½ "	" " "
OB803	2⅝ x 1¼ "	Key plate for bit key locks

Locks in sets

OB1785	**Inside doors**	Lock 1620 (page 199), knobs OB35, 2 escutcheons OB87
OB2185	" "	Lock 1500 (page 202), knobs OB35, 2 escutcheons OB87
OB2885	" "	Lock 1402 (page 207), knobs OB35, 1 escn. each OB87 and OB87½
OB3285	**Communicating**	Lock 1535 (page 192), knobs OB35, 1 escn. each OB87 and OB87½
OB3685	"	Lock 1525 (page 193), knobs OB35, 2 escutcheons OB87½
OB137	**Sliding doors**	Lock 1706 (page 215), 2 cups OB854
OB147	" "	Lock 1716 (page 215), 4 cups OB854
OB157	" "	Lock 1726 (page 215), 4 cups OB854
OB8389	**Vestibule doors**	Lock 790 (page 222), knobs OB36, 2 escutcheons OB90
OB8289	**Front doors**	Lock 750 (page 222), knobs OB36, 1 escn. each OB90 and OB90½
OB9500	**Store doors**	Lock 432¼ (page 230), 1 pair handles OB36614
OB9560	" "	Lock 432¼ (page 230), 1 pair handles OB63614

When ordering give list number (in the case of escutcheons also lock number), size and finish. For finishes see page 91.



No. OB1099



No. OB854

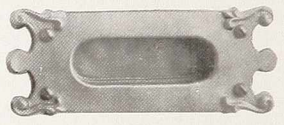

No. OB1349



Nos. OB87 and OB35

Dresden Design

Symbol RD

Cast bronze and iron

Appropriate finishes

CX22 . . . Old copper FX80 . . Bower-Barff

For description of finishes see page 91.



Nos. RD96 and D36



No. RD314

Knobs

No.	Size	Description
D37	2½ x 2½ inches	Door knob with No. 0 (high) shank
D36	2½ x 2¼ "	" " " " " "
D35	2¼ x 2¼ "	" " " " " "

Escutcheons and handles

RD89	10⅝ x 2½ inches	Plate for 2½ in. spacing *only*
RD96	20⅜ x 3⅜ "	" " locks Nos. 726 and 766 series *only*
RD97	21 x 4 "	Plate for locks Nos. 754¼ and 758¼ series *only*
RD854	10⅝ x 3¼ "	Cup for all sliding door locks
RD315	18⅞ x 4⅛ "	Handle for latches No. 400 series
RD314	20⅜ x 3⅜ "	Handle for locks Nos. 414¼, 428 and 472¼ series

List number of lock to be associated with escutcheons must always be specified. For escutcheons with thumb-turns add ½ to list number.

Other pieces

RD58	8⅝ x 1¾ inches	Bolt, mortise single extension
RD1952	19½ x 12¼ x 4⅝ ins.	Hinge plate, top and bottom
	19⅜ x 11 x 3¾ "	" " " " " "
	15 x 11½ x 3½ "	" " " " " "
RD1958	12 x 12⅛ x 3⅞ "	" " centre
	12¾ x 12½ x 3⅜ "	" " "
RD1969	22⅝ x 4½ inches	" " middle
RD1968	23 x 14⅜ x 4¾ ins.	" " " with arm
RD598	20⅜ x 3⅜ inches	Pull, door
RD1416	7¾ x 3½ "	Push button
RD1349	2⅛ x 6½ "	Sash lift, flush



No. RD1416

Locks in sets

RD1788N	**Inside doors**	Lock 1618 (page 199), knobs D35, 2 escutcheons RD89
RD139	**Sliding doors**	Lock 1706 (page 215), 2 cups RD854
RD149	" "	Lock 1716 (page 215), 4 cups RD854
RD159	" "	Lock 1726 (page 215), 4 cups RD854
RD8589	**Vestibule doors**	Lock 766 (page 224), knobs D36, 2 escutcheons RD96
RD8489	**Front doors**	Lock 726 (page 224), knobs D36, 1 escn. each RD96 and RD96½
RD9520	**Store doors**	Lock 432¼ (page 230), 1 pair RD314

When ordering give list number (in the case of escutcheons also lock number), size and finish. For finishes see page 91.



No. RD854



No. RD1349

Hondo Design

Symbol KH

Cast bronze and brass

Appropriate finishes

BZ10 . . Buffed bronze CX22 . . . Old copper
SX52 . . Oxidized silver

For description of finishes see page 91.



Nos. KH89 and KH36



No. KH812



Nos. KH87 and KH35

Knobs and roses

No.	Size	Description
KH37	2½ x 2½ inches	Door knob with No. 0 (high) thimble
KH36	2½ x 2¼ "	" " " " " "
KH35	2¼ x 2¼ "	" " " " " "
KH137	2½ x 2½ "	Door knob with No. 1 (low) thimble
KH136	2½ x 2¼ "	" " " " " "
KH135	2¼ x 2¼ "	" " " " " "
KH31¼	1¼ inches diam.	Drawer knob with bolt and washer
KH31¾	" " "	Shutter " " wood screw
KH223	2¼ " "	Rose with No. 0 (high) thimble
KH323	" " "	" " No. 1 (low) "

Escutcheons and handles

KH181	5¾ x 1⅛ inches	Plate for locks No. 1600 series *only*
KH181½	" "	" " " " 1605 " "
KH87	8⅜ x 2⅜ "	" with No. 0 thimble for 3½ to 4¼ in. locks
KH187	" "	Plate with No. 1 thimble for 3½ to 4¼ in. locks
KH88	9¾ x 2¼ "	Plate with No. 0 thimble for 4½ to 5½ in. locks
KH188	" "	Plate with No. 1 thimble for 4½ to 5½ in. locks
KH89	10¾ x 2⅝ "	Plate with No. 0 thimble for 5 to 7½ in. locks
KH189	" "	Plate with No. 1 thimble for 5 to 7½ in. locks
KH90	11⅝ x 2⅝ "	Plate with No. 0 thimble for locks No. 750 series *only*
KH5245	3⅞ x 1⅛ "	Plate for thumb-turn, etc.
KH812	3 x 1¼ "	Key plate for all locks
KH854	7½ x 2¼ "	Cup for all sliding door locks
KH22210½	14½ x 2⅝ "	Handle for locks No. 405 series
KH22310½	" " "	" " " " " "
KH44214½	18 x 3¼ "	" " " Nos. 414¼, 428 and 472¼ series
KH44314½	" "	Handle for locks Nos. 414¼, 428 and 472¼ series

List number of lock to be associated with escutcheons must always be specified. For escutcheons with thumb-turns add ½ to list number.

Other pieces

No.	Inches	Description	No.	Inches	Description
KH1507	2¼ x 9⅝	Letter drop	KH1414	6 x 2¼	Push button
KH1517	"	Inside plate	KH1730	12½ x 2⅝	Push plate
KH1527	"	Hood		18 x 3¼	" "
KH545	12½ x 2⅝	Pull, door	KH1343	1½ x 2¾	Sash lift, hook
KH1413	4 x 1½	Push button	KH1349	1½ x 5⅝	" " flush

When ordering give list number (in the case of escutcheons also lock number), size and finish. For finishes see page 91.



No. KH1349



No. KH545



No. KH1343



No. KH854

YALE

Cuts third size

Hondo Design



No. KH1730
12½ x 2⅝ inches



Nos. KH135 and KH323

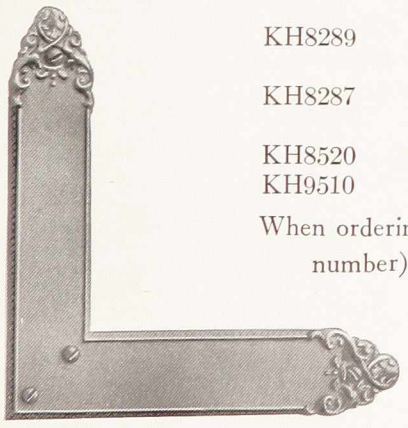

No. KH1975

Cabinet hardware

No.	Size	Description
KH1099	1½ x 5 inches	Drawer pull, drop
KH1975	5½ x 5½ x 1¼ ins.	Hinge strap, corner

Locks in sets

KH455	Inside doors	Lock 801 (page 196), knobs KH135, 2 escutcheons KH187
KH455¾	" "	Lock 800 (page 196), knobs KH135, 2 escutcheons KH187
KH1055	" "	Lock 881 (page 198), knobs KH135, 2 escutcheons KH187
KH1655	" "	Lock 821 (page 197), knobs KH135, 2 escutcheons KH187
KH1655¾	" "	Lock 820 (page 197), knobs KH135, 2 escutcheons KH187
KH2055	" "	Lock 831 (page 203), knobs KH135, 2 escutcheons KH187
KH2755	" "	Lock 861 (page 206), knobs KH135, 1 escn. each KH187 and KH187½
KH3155	Communicating	Lock 1519 (page 191), knobs KH135, 1 escn. each KH187 and KH187½
KH3455	"	Lock 1529 (page 191), knobs KH135, 2 escutcheons KH187½
KH107	Sliding doors	Lock 1705 (page 214), 2 cups KH854
KH117	" "	Lock 1715 (page 214), 4 cups KH854
KH127	" "	Lock 1725 (page 214), 4 cups KH854
KH5351	Vestibule doors	Lock 771 (page 220), knobs KH135, 2 escutcheons KH187
KH5356	" "	Lock 771 (page 220), knobs KH136, 1 escn. each KH189 and KH187
KH6351	" "	Lock 711 (page 221), knobs KH135, 2 escutcheons KH187
KH6356	" "	Lock 711 (page 221), knobs KH136, 1 escn. each KH189 and KH187
KH8388	" "	Lock 790 (page 222), knobs KH36, 2 escutcheons KH89
KH8387	" "	Lock 790 (page 222), knobs KH36, 1 escn. each. KH89 and KH88
KH5258	Front doors	Lock 761 (page 220), knobs KH136, 2 escutcheons KH189
KH5256	" "	Lock 761 (page 220), knobs KH136, 1 escutcheon KH189 and KH187
KH6258	" "	Lock 701 (page 221), knobs KH136, 2 escutcheons KH189
KH6256	" "	Lock 701 (page 221), knobs KH136, 1 escn. each KH189 and KH187
KH8289	" "	Lock 750 (page 222), knobs KH36, 1 escn. each KH90 and KH90½
KH8287	" "	Lock 750 (page 222), knobs KH36, 1 escn. each KH90 and KH88½
KH8520	Store doors	Lock 405, 1 pair hdles. KH22210½
KH9510	" "	Lock 432¼, 1 pair hdles. KH44214½

When ordering give list number (in the case of escutcheons also lock number) and finish. For finishes see page 91.



No. KH1099



No. KH44214½



No. KH1413

Cuts third size

Heidelberg Design

Symbol IH

Cast bronze and iron

Appropriate finishes

CY22 . . . Old copper GY10 . . . . Gold
SX52 . Oxidized silver FX80 . . Bower-Barff

For description of finishes see page 91.



Nos. IH90 and IH35



No. IH550

Knobs

No.	Size	Description
IH35	2¼ x 2¼ inches	Door knob with No. 0 (high) shank
IH30½	1⅛ ins. diam.	" " " mortise bolt spindle
IH30¼	" " "	Drawer knob with bolt and washer
IH30¾	" " "	Shutter " " wood screw

Escutcheons

IH90	11⅛ x 3 inches	Plate for locks Nos. 1475, 1500, 1502 and 1503 series *only*
IH3105	2½ x 1 "	Plate for thumb-turn, Tee or lever handle
IH812	2½ x 1 "	Key plate for all locks
IH854	11⅛ x 3 "	Cup for all sliding door locks

List number of lock to be associated with escutcheons must always be specified.

Other pieces

XEB182	2 x ¾ inches	Bolt, Espagnolette (page 328)
IH1099	2 x 6⅞ "	Drawer pull, drop
IH550	15 x 3½ "	Pull, door
IH1730	" "	Push plate
IH1349	2 x 7¾ "	Sash lift, flush
IH1386	2¼ x 2⅝ "	Shutter bar
IH37	2 "	Tee handle with $\frac{3}{16}$ in. spindle
IH57	" "	" " " $\frac{5}{16}$ " "
XTA54	1⅝ "	Thumb-turn, $\frac{5}{16}$ in. spindle (page 473)
XTA35	1⅜ "	" $\frac{3}{16}$ " " " "
XTA55	" "	" $\frac{5}{16}$ " " " "



No. IH854

Locks in sets

IH2189	**Inside doors**	Lock 1500 (page 202), knobs IH35, 2 escutcheons IH90
IH139	**Sliding doors**	Lock 1706 (page 215), 2 cup escutcheons IH854
IH149	" "	Lock 1716 (page 215), 4 cup escutcheons IH854
IH159	" "	Lock 1726 (page 215), 4 cup escutcheons IH854

When ordering give list number (in the case of escutcheons also lock number) and finish. For finishes see page 91.



Nos. IH3105 and IH57



No. IH1099



Nos. IH35 and H223

Italian Renaissance School

CLOSELY following the teachings of Classic art (imparted through the fall of Constantinople and the consequent dissemination of learning throughout the Italian peninsula), coupled with the frequent and continuous discovery of objects of Greek and Roman art (carvings, statuary and jewelry), Italy enthusiastically and vigorously created a cult which gave rebirth to the main truths of ancient art.

In this school are found all the classic forms of Roman, and many of Greek art; the wreath, garland, cupids or amorini, floral arabesques, egg and dart, frets or Swastika meanders, pearls, bucrania and others of ancient birth.

Adria Design

Symbol JA

Cast bronze and iron

Appropriate finishes

CX22 . . .	Old copper	GY10	Gold
SX52 .	Oxidized silver	FX80 . . .	Bower-Barff

For description of finishes see page 91.



Nos. JA89 and JA67

Knobs

No.	Size	Description
JA69	3 x 1⅞ inches	Door knob with No. 0 (high) shank
JA68	3 x 2⅝ "	" " " " " "
JA67	2⅝ x 1⅝ "	" " " " " "
JA61¼	1⅜ x ¾ "	Drawer knob with bolt and washer
JA61¾	" "	Shutter " " wood screw

Escutcheons and handles

JA181	6 x 1⅛ inches	Plate for locks No. 1600 series *only*
JA181½	" "	" " " " 1605 " "
JA85	7 x 2⅛ "	" " 3½ in. locks *only*
JA89	10⅝ x 3⅛ "	" " 3½ to 4¼ in. locks

When ordering give list number (in the case of escutcheons also lock number) and finish. For finishes see page 91.



No. JA854



No. JA1349

Cuts third size

Adria Design



Nos. JA91 and JA68

Escutcheons and handles—continued

No.	Size	Description
JA91	14 x 3¾ inches	Plate for 4½ to 7½ in. locks
JA854	10⅝ x 3⅛ "	Cup for all sliding door locks
JA314	23¾ x 5⅛ "	Handle for locks Nos. 414¼, 428 and 472¼ series

List number of lock to be associated with escutcheons must always be specified. For escutcheons with thumb-turns add ½ to list number.

Other pieces

JA1530	2¼ x 6½ inches	Letter drop plate
JA595	23¾ x 5⅛ "	Pull, door
JA1416	8¾ x 2¾ "	Push button
JA1730	23¾ x 5⅛ "	Push plate
JA1349	2¼ x 3⅞ "	Sash lift, flush

Locks in sets

JA155	**French windows**	Lock 1606 (page 195), 1 lever handle 910, 1 escn. JA181
JA175	" "	Lock 1611 (page 195), 1 lever handle 910, 1 escn. JA181½
JA1794	**Inside doors**	Lock 1620 (page 199), knobs JA67, 2 escutcheons JA85
JA2198	" "	Lock 1500 (page 202), knobs JA67, 2 escutcheons JA89
JA2898	" "	Lock 1402 (page 207), knobs JA67, 1 escn. each JA89 and JA89½
JA3298	**Communicating**	Lock 1535 (page 192), knobs JA67, 1 escn. each JA89 and JA89½
JA3698	"	Lock 1525 (page 193), knobs JA67, 2 escutcheons JA89½
JA139	**Sliding doors**	Lock 1706 (page 215), 2 cup escutcheons JA854
JA149	" "	Lock 1716 (page 215), 4 cup escutcheons JA854
JA159	" "	Lock 1726 (page 215), 4 cup escutcheons JA854
JA8398	**Vestibule doors**	Lock 790 (page 222), knobs JA68, 2 escutcheons JA91
JA8598	" "	Lock 766 (page 224), knobs JA68, 2 escutcheons JA91
JA8298	**Front doors**	Lock 750 (page 222), knobs JA68, 1 escn. each JA91 and JA91½
JA8498	" "	Lock 726 (page 224), knobs JA68, 1 escn. each JA91 and JA91½
JA9560	**Store doors**	Lock 432¼ (page 230), 1 pair handles JA314

When ordering give list number (in the case of escutcheons also lock number) and finish. For finishes see page 91.



No. JA1416



No. JA1349



No. JA595

Bergamo Design

Symbol KB

Cast bronze and brass

Appropriate finishes

BX67 . . Verde antique
CX22. . . Old copper
SY55 . Platinum silver
SX52 . . Oxidized silver
GY10 . . Gold

For description of finishes see page 91.



No. KB92 and KB69



No. KB1416

Knobs

No.	Size	Description
KB69	3 x 1⅝ inches	Door knob with No. 0 (high) shank
KB62¼	1½ x 1 "	Drawer knob with bolt and washer
KB62¾	" "	Shutter " " wood screw

Escutcheons and handles

KB89	10⅞ x 2⅞ inches	Plate for 3½ to 5 in. locks
KB92	15⅜ x 3⅝ "	" " 5 to 7½ " "
KB854	15⅜ x 3⅝ "	Cup for all sliding door locks
KB314	22 x 3½ "	Handle for lock Nos. 414¼, 428 and 472¼ series

List number of lock to be associated with escutcheons must always be specified.
For escutcheons with thumb-turns add ½ to list number.

Other pieces

KB1952	13⅜ x 17⅜ x 3½ ins.	Hinge plate, top and bottom
KB554	15⅜ x 3⅝ inches	Pull, door
KB1416	6¾ x 2⅞ "	Push button
KB1730	15⅜ x 3⅝ "	Push plate
	22 x 3½ "	" "
KB1349	1⅝ x 5⅝ "	Sash lift, flush
XTA54	1⅝ "	Thumb-turn, 5/16 in. spindle (p. 473)
XTA35	1⅜ "	" 3/16 " " "
XTA55	" "	" 5/16 " " "

Locks in sets

KB2198	Inside doors	Lock 1500 (page 202), knobs KB69, 2 escutcheons KB89
KB2898	" "	Lock 1402 (page 207), knobs KB69, 1 escn. each KB89 and KB89½
KB3298	Communicating	Lock 1535 (page 192), knobs KB69, 1 escn. each KB89 and KB89½
KB3698	"	Lock 1525 (page 193), knobs KB69, 2 escutcheons KB89½
KB139	Sliding doors	Lock 1706 (page 215), 2 cups KB854
KB149	" "	Lock 1716 (page 215), 4 cups KB854
KB159	" "	Lock 1726 (page 215), 4 cups KB854
KB8399	Vestibule doors	Lock 790 (page 222), knobs KB69, 2 escutcheons KB92
KB8299	Front doors	Lock 750 (page 222), knobs KB69, 1 escn. each KB92 and KB92½
KB9410	Store doors	Lock 414¼ (page 230), 1 pair KB314

When ordering give list number (in the case of escutcheons also lock number), size and finish. For finishes see page 91.



No. KB1349



No. KB314

Cuts third size

YALE



Nos. JC92 and JC69

Certosa Design

Symbol JC

Cast bronze and brass

Appropriate finishes

BX67 . . Verde antique
CY22 . . . Old copper
SY55 . Platinum silver
SX52 . . Oxidized silver
GZ10 . . Gold

For description of finishes see page 91.

Knobs, escutcheons etc.

No.	Size	Description
JC69	3 x 1⅝ inches	Door knob with No. 0 (high) shank
JC92	15½ x 3⅞ "	Plate for pin-tumbler front door and vestibule locks
JC1127	1⅛ ins. diam.	Cylinder head (page 346)
JC935	4⅛ inches	Lever handle
JC1416	6¾ x 2⅞ "	Push button
JC1730	15½ x 3⅞ "	Push plate
XTA54	1⅝ "	Thumb-turn, $\frac{5}{16}$ in. spindle (page 473)
XTA35	1⅜ "	" $\frac{3}{16}$ " " "
XTA55	" "	" $\frac{5}{16}$ " " "

List number of lock to be associated with escutcheons must always be specified. For escutcheons with thumb-turns add ½ to list number.

Locks in sets

JC8399	**Vestibule doors**	Lock 790 (page 222), knobs JC69, 2 escutcheons JC92
JC8299	**Front doors**	Lock 750 (page 222), knobs JC69, 1 escn. each JC92 and JC92½



No. JC935



No. KC314

Ceva Design

Symbol KC

Cast bronze and iron

Appropriate finishes

CX22 . . . Old copper
SX52 . Oxidized silver
FX80 . . Bower-Barff

For description of finishes see page 91.



No. JC1416

Handles etc.

No.	Size	Description
KC314	24 x 4⅜ inches	Handle for locks Nos. 414¼, 428 and 472¼ series
KC595	" "	Pull, door
KC1730	" "	Push plate

Locks in sets

KC9560	**Store doors**	Lock 432¼ (page 230), 1 pair handles KC314

When ordering give list number (in the case of escutcheons also lock number) and finish. For finishes see page 91.

YALE

Firenze Design

Symbol QF

Cast bronze, brass and iron

Appropriate finishes

AY22 . . .	Old brass	SX52 .	Oxidized silver
CY22 . .	Old copper	GZ10	Gold
SY55 . .	Platinum silver	FX80 . .	Bower-Barff

For description of finishes see page 91.



Nos. QF92 and QF69



No. QF1416

Knobs and roses

No.	Size	Description
QF69	2⅞ x 1⅝ inches	Door knob with No. 0 (high) shank
QF60½	1⅛ ins. diam.	" " " mortise bolt spindle
QF463	1¾ " "	" " " closet spindle
QF60¼	1⅛ " "	Drawer knob with bolt and washer
QF60¾	" " "	Shutter " " wood screw
QF273	2¼ " "	Rose with thimble for lever handle

Escutcheons

QF90	11⅝ x 2⅝ inches	Plate for 3½ to 4¾ in. locks
QF91	13¾ x 3½ "	" " Nos. 726 and 766 series *only*
QF92	15⅜ x 3½ "	" " Nos. 750 and 790 series *only*
QF4812	2⅝ x ¾ "	Key plate for all locks
QF5812	3¼ x 1 "	" " " " " "
QF854	11⅛ x 3 "	Cup for all sliding door locks

List number of lock to be associated with escutcheons must always be specified.
For escutcheons with thumb-turns add ½ to list number.

Other pieces

No.	Inches	Description	No.	Inches	Description
QF53	6¾ x 1½	Bolt	QF1730	20⅝ x 3⅜	Push plate
QF1127	1¼ diam.	Cyl. head	QF1362	1½ x 5⅞	Sash lift
QF1099	1½ x 5½	Drawer pull	QF1349	1⅝ x 5⅝	" "
QF935	3¾	Lever h'dle	QF11349	"	" "
QF1507	2¼ x 9	Letter drop	QF1430	4⅛ x 4⅜	Switch plate
QF1527	"	Hood	XTA54	1⅝	Thumb-turn
QF595	20⅝ x 3⅜	Pull, door	XTA35	1⅜	"
QF1416	8⅛ x 2⅞	Push button	XTA55	"	"

Locks in sets

QF1799	Inside doors	Lock 1620 (page 199), knobs QF69, 2 escutcheons QF90
QF2199	" "	Lock 1500 (page 202), knobs QF69, 2 escutcheons QF90
QF2899	" "	Lock 1402 (page 207), knobs QF69, 1 escn. each QF90 and QF90½
QF3299	Communicating	Lock 1535 (page 192), knobs QF69, 1 escn. each QF90 and QF90½
QF3699	"	Lock 1525 (page 193), knobs QF69, 2 escutcheons QF90½
QF139	Sliding doors	Lock 1706 (page 215), 2 cups QF854
QF149	" "	Lock 1716 (page 215), 4 cups QF854
QF159	" "	Lock 1726 (page 215), 4 cups QF854
QF8399	Vestibule doors	Lock 790 (page 222), knobs QF69, 2 escutcheons QF92
QF8299	Front doors	Lock 750 (page 222), knobs QF69, 1 escn. each QF92 and QF92½

When ordering give list number (in the case of escutcheons also lock number) and finish. For finishes see page 91.



Nos. QF90 and QF69



No. QF854

Ferrara Design

Symbol LF

Cast bronze

Appropriate finishes

CY22 . . . Old copper SY52 . Oxidized silver
GZ10 . . Gold

For description of finishes see page 91.



Nos. LF91 and LF37



No. XLF554

Knobs and roses

No.	Size	Description
LF37	2½ x 2½ inches	Door knob with No. 0 (high) shank
LF30½	1⅛ ins. diam.	" " " mortise bolt spindle
LF433	1¾ " "	" " " closet spindle
LF30¼	1⅛ " "	Drawer knob with bolt and washer
LF31¼	1⅜ " "	" " " " " "
LF30¾	1⅛ " "	Shutter " " wood screw
LF31¾	1⅜ " "	" " " " "
LF225	2½ " "	Rose with No. 0 (high) thimble

Escutcheons

LF180	5⅛ x 1⅜ inches	Plate for lock No. 269 *only*
LF181	5¼ x 1⅛ "	" " locks No. 1600 series *only*
LF181½	" "	" " " " 1605 " "
LF84	6⅜ x 2⅝ "	" " " Nos. 1475, 1500, 1502, 1503 and 1620 series *only*
XLF90	11½ x 3 "	Plate for all inside locks
LF91	13¼ x 3⅞ "	" " locks Nos. 726, 766 and 790 series *only*
XLF91	" "	Plate for all front and vestibule locks
LF3105	2¾ x 1 "	" " thumb-turn, etc
LF6605	4 x 1⅝ "	" " " "
LF1812	2¼ x ⅞ "	Key plate for all locks
LF3812	2¾ x 1 "	" " " " " "
LF854	9½ x 3½ "	Cup for all sliding door locks

List number of lock to be associated with escutcheons must always be specified. For escutcheons with thumb-turns add ½ to list number.



No. LF854

Other pieces

No.	Inches	Description	No.	Inches	Description
LF55	6¼ x 1½	Bolt, extension	LF1348	1½ x 4½	Sash lift, flush
LF70	2½ x 1	" flush	LF11348	"	" " "
LF1127	1⅜ diam.	Cylinder head (page 346)	LF1349	2 x 5¾	" " "
			LF11349	"	" " "
LF906	2⅛	Lever handle	LF1346	1⅝ x 3⅛	Sash socket
XLF554	13½ x 4	Pull, door	LF1386	2¾ x 2	Shutter bar
LF1416	4⅜ x 2¾	Push button	XTA54	1⅝	Thumb-turn (page 473)
LF1417	6¼ x 3⅛	" "			
LF1730	13½ x 4	Push plate	XTA35	1⅜	Thumb-turn (page 473)
	16 x 3⅝	" "			
LF1362	1½ x 7⅜	Sash lift, bar	XTA55	1⅜	Thumb-turn (page 473)
LF1360	2⅛ x 7⅜	" " "			

When ordering give list number (in the case of escutcheons also lock number), size and finish. For finishes see page 91.



Nos. LF84 and LF37



No. LF1349

YALE

Ferrara Design



No. LF1969
4¼ x 1¼ inches

Cabinet hardware

No	Size	Description
LF1097	1 x 2¾ inches	Drawer pull, drop
LF1098	1⅝ x 4 "	" " "
LF1099¾	2⅛ x 6½ "	" " "
LF1094	2½ ins. base	" " ring
LF1969	4¼ x 1¼ inches	Hinge plate, middle
	2⅜ x 1 "	" " "
	10⅜ x 3⅜ "	" " "
LF802	1⅛ x 3 "	Key plate for bit key locks
LF6803	4¾ x 1 "	" " " " " "
LF7803	5 x 1⅛ "	" " " " " "



No. LF1969
4¼ x 1¼ inches



No. LF6803

Locks in sets

LF1783	Inside doors	Lock 1620 (page 199), knobs LF37, 2 escutcheons LF84
LF2183	" "	Lock 1500 (page 202), knobs LF37, 2 escutcheons LF84
LF139	Sliding doors	Lock 1706 (page 215), 2 cups LF854
LF149	" "	Lock 1716 (page 215), 4 cups LF854
LF159	" "	Lock 1726 (page 215), 4 cups LF854
XLF8389	Vestibule doors	Lock 790 (page 222), knobs LF37, 2 escutcheons XLF91
LF8599	" "	Lock 766 (page 224), knobs LF37, 2 escutcheons LF91
XLF8289	Front doors	Lock 750 (page 222), knobs LF37, 1 escn. each XLF91 and XLF91½
LF8489	" "	Lock 726 (page 224), knobs LF37, 1 escn. each LF91 and LF91½



No. LF802



No. LF1099¾

Genoa Design

Symbol JG

Cast bronze, brass and iron

Appropriate finishes

AY22 . . . Old brass
BZ10 . . Buffed bronze
CX22 . . Old copper
GY10 . . . . Gold
FX80 . . Bower-Barff



Nos. JG90 and D36

Knobs and roses

No.	Size	Description
D37	2½ x 2½ inches	Door knob with No. 0 (high) shank
D36	2½ x 2¼ "	" " " " " "
D35	2¼ x 2¼ "	" " " " " "
JG11¼	1⅛ ins. diam.	Drawer knob with bolt and washer
JG11¾	" " "	Shutter " " wood screw
JG222	2⅛ " "	Rose with No. 0 (high) thimble

When ordering give list number (in the case of escutcheons also lock number), size and finish. For finishes see page 91.



Nos. JG87 and D35

Genoa Design



No. JG568

No. JG854

Escutcheons and handles

No.	Size	Description
JG181	5⅛ x 1⅛ inches	Plate for locks No. 1600 series *only*
JG181½	" "	" " " " 1605 " "
XJG82	3½ x 5¾ "	" " " " 2736 " "
JG87	8⅜ x 2½ "	" " 3½ to 5 in. locks
JG90	10⅞ x 3½ "	" " 5 to 7½ " "
JG812	2½ x 1⅛ "	Key plate for all locks
JG850	5¼ x 2 "	Cup for all sliding door locks
JG854	6½ x 2½ "	" " " " " "
JG314	15⅞ x 3¾ "	Handle for locks Nos. 414¼, 428 and 472¼ series

List number of lock to be associated with escutcheons must always be specified. For escutcheons with thumb-turns add ½ to list number.

Other pieces

JG1098	1½ x 3½ inches	Drawer pull, drop
JG1099	1⅞ x 5⅛ "	" " "
JG1505	2¼ x 7¾ "	Letter drop plate
JG1525	" "	Hood for above
JG568	16 x 3¾ "	Pull, door
JG1416	4⅞ x 2½ "	Push button
JG1730	10⅞ x 3½ "	Push plate
	15⅞ x 3¾ "	" "
JG1735	8⅜ x 2½ "	" " (push)
JG1347	1½ x 3½ "	Sash lift, flush
JG1348	2 x 4 "	" " "
JG1349	2 x 4⅛ "	" " "

Locks in sets

JG1786	Inside doors	Lock 1620 (page 199), knobs D35, 2 escutcheons JG87
JG2186	" "	Lock 1500 (page 202), knobs D35, 2 escutcheons JG87
JG2886	" "	Lock 1402 (page 207), knobs D35, 1 escn. each JG87 and JG87½
JG3286	Communicating	Lock 1535 (page 192), knobs D35, 1 escn. each JG87 and JG87½
JG3686	"	Lock 1525 (page 193), knobs D35, 2 escutcheons JG87½
JG135	Sliding doors	Lock 1706 (page 215), 2 cups JG854
JG145	" "	Lock 1716 (page 215), 4 cups JG854
JG155	" "	Lock 1726 (page 215), 4 cups JG854
JG8387	Vestibule doors	Lock 790 (page 222), knobs D36, 1 escn. each JG90 and JG87
JG8287	Front doors	Lock 750 (page 222), knobs D36, 1 escn. each JG90 and JG87½
JG9999	" "	Lock 2736 (page 227), knobs D36, 1 escn. each XJG82 and XJG82½
JG9350	Store doors	Lock 414¼ (page 230), 1 pair handles JG314

When ordering give list number (in the case of escutcheons also lock number), size and finish. For finishes see page 91.



No. JG1349



No. JG314



No. JG1416

YALE

Cuts third size

Lodi Design

Symbol ML

Cast bronze and iron

Appropriate finishes

CY22 . . . Old copper
SY52 . Oxidized silver
GY10 . . . . Gold
FX80 . . Bower-Barff

For description of finishes see page 91.



Nos. ML91 and ML69



No. ML854

Knobs

No.	Size	Description
ML69	2⅞ x 1⅝ inches	Door knob with No. 0 (high) shank
ML60½	1⅛ ins. diam.	" " " mortise bolt spindle
ML60¼	" " "	Drawer knob with bolt and washer
ML60¾	" " "	Shutter " " wood screw

Escutcheons and handles

ML181	5⅞ x 1⅛ inches	Plate for locks No. 1600 series *only*
ML181½	" "	" " " " 1605 " "
ML90	11¾ x 2⅞ "	" " 3½ to 5 in. locks
ML91	13¾ x 3½ "	" " 5 to 7½ " "
ML7154	4⅝ x 1 "	" " thumb-turn, Tee or lever handle
ML7155	" "	Plate for thumb-turn, Tee or lever handle
ML1812	2⅝ x ¾ "	Key plate for all locks
ML3812	3¼ x 1 "	" " " " "
ML854	11¾ x 2⅞ "	Cup for all sliding door locks
ML314	20½ x 3⅝ "	Handle for locks Nos. 414¼, 428 and 472¼ series

List number of lock to be associated with escutcheons must always be specified. For escutcheons with thumb-turns add ½ to list number.

Other pieces

ML53	6¾ x 1⅝ inches	Bolt, mortise single extension
ML1099	1 x 5¼ "	Drawer pull, drop
ML554	13¾ x 3½ "	Pull, door
ML595	20½ x 3⅝ "	" "
ML1416	7¾ x 2¾ "	Push button
ML1730	13¾ x 3½ "	Push plate
	20½ x 3⅝ "	" "
ML1362	1½ x 5⅞ "	Sash lift, bar
ML1349	1⅝ x 5⅝ "	" " flush
XTA54	1⅝ "	Thumb-turn, 5/16 in. spindle (p. 473)
XTA35	1⅜ "	" 3/16 " " "
XTA55	" "	" 5/16 " " "

Locks in sets

ML1799	**Inside doors**	Lock 1620 (page 199), knobs ML69, 2 escutcheons ML90
ML2199	" "	Lock 1500 (page 202), knobs ML69, 2 escutcheons ML90

When ordering give list number (in the case of escutcheons also lock number), size and finish. For finishes see page 91.



No. ML1416



No. ML1349



Nos. ML90 and ML69



No. ML314

Lodi Design

Locks in sets—continued

Set No.		Description
ML2899	**Inside doors**	Lock 1402 (page 207), knobs ML69, 1 escn. each ML90 and ML90½
ML3299	**Communicating**	Lock 1535 (page 192), knobs ML69, 1 escn. each ML90 and ML90½
ML3699	"	Lock 1525 (page 193), knobs ML69, 2 escutcheons ML90½
ML139	**Sliding doors**	Lock 1706 (page 215), 2 cups ML854
ML149	" "	Lock 1716 (page 215), 4 cups ML854
ML159	" "	Lock 1726 (page 215), 4 cups ML854
ML8398	**Vestibule doors**	Lock 790 (page 222), knobs ML69, 1 escn. each ML91 and ML90
ML8298	**Front doors**	Lock 750 (page 222), knobs ML69, 1 escn. each ML91 and ML90½
ML9370	**Store doors**	Lock 414¼ (page 230), 1 pair handles ML314



No. ML1099

Medici Design

Symbol MM

Cast bronze, brass and iron

Appropriate finishes

AZ15 . . Ormolu brass
CX22 . . Old copper
SX52 . . Oxidized silver
GY10 . . . . Gold
FX80 . . Bower-Barff

For description of finishes see page 91.

Knobs

No.	Size	Description
MM69	2⅞ x 1⅝ inches	Door knob with No. 0 (high) shank
MM30½	1⅛ ins. diam.	" " " mortise bolt spindle
MM30¼	" " "	Drawer knob with bolt and washer
MM30¾	" " "	Shutter " " wood screw
MM33¼	1¾ " "	Drawer " " bolt and washer
MM33¾	" " "	Shutter " " wood screw



No. MM314

Escutcheons and handles

MM87	8¼ x 2 inches	Plate for 3½ in. locks *only*
MM90	12 x 3 "	" " 3½ to 5 in. locks
MM91	13⅞ x 3⅝ "	" " 5 to 7½ " "

When ordering give list number (in the case of escutcheons also lock number) and finish. For finishes see page 91



No. ML3812



Nos. MM69 and H223



No. MM1099

YALE

Medici Design



Nos. MM90 and MM69

Escutcheons and handles—continued

No.	Size	Description
MM1812	2⅝ x ¾ inches	Key plate for all locks
MM3812	3¼ x 1 "	" " " " "
MM854	11⅛ x 3 "	Cup for all sliding door locks
MM314	20⅝ x 3⅜ "	Handle for locks Nos. 414¼, 428 and 472¼ series

List number of lock to be associated with escutcheons must always be specified. For escutcheons with thumb-turns add ½ to list number.

Other pieces

MM53	6¾ x 1½ inches	Bolt, mortise single extension
MM1099	1½ x 5½ "	Drawer pull, drop
MM1532	2¼ x 9 "	Letter drop plate
MM1552	" "	Hood for above
MM545	13⅞ x 3⅝ "	Pull, door
MM595	20⅝ x 3⅜ "	" "
MM1416	8⅛ x 2⅞ "	Push button
MM1730	13⅞ x 3⅝ "	Push plate
	20⅝ x 3⅜ "	" "
	23⅜ x 4⅝ "	" "
MM1362	1½ x 5⅞ "	Sash lift, bar
MM1349	1⅝ x 5⅝ "	" " flush
MM11349	" "	" " " locking
XTA54	1⅝ "	Thumb-turn, 5/16 in. spindle (page 473)
XTA35	1⅜ "	" 3/16 " " " "
XTA55	" "	" 5/16 " " " "



No. MM545

Locks in sets

MM1795	Inside doors	Lock 1620 (page 199), knobs MM69, 2 escutcheons MM87
MM2199	" "	Lock 1500 (page 202), knobs MM69, 2 escutcheons MM90
MM2899	" "	Lock 1402 (page 207), knobs MM69, 1 escn. each MM90 and MM90½
MM3299	Communicating	Lock 1535 (page 192), knobs MM69, 1 escn. each MM90 and MM90½
MM3699	"	Lock 1525 (page 193), knobs MM69, 2 escutcheons MM90½
MM139	Sliding doors	Lock 1706 (page 215), 2 cup escutcheons MM854
MM149	" "	Lock 1716 (page 215), 4 cup escutcheons MM854
MM159	" "	Lock 1726 (page 215), 4 cup escutcheons MM854
MM8398	Vestibule doors	Lock 790 (page 222), knobs MM69, 1 escn. each MM91 and MM90
MM8298	Front doors	Lock 750 (page 222), knobs MM69, 1 escn. each MM91 and MM90½
MM9370	Store doors	Lock 414¼ (page 230), 1 pair handles MM314

When ordering give list number (in the case of escutcheons also lock number), size and finish. For finishes see page 91.



No. MM854



No. MM1416



No. MM1532

Milan Design

Symbol OM

Cast bronze and brass

Appropriate finishes

CY22 . . . Old copper
SX52 . Oxidized silver
SY55 . Platinum silver
GZ10 . . . . . Gold

For description of finishes see page 91.



Nos. OM93 and OM36



No. OM1416

Knobs and roses

No.	Size	Description
OM37	2½ x 2½ inches	Door knob with No. 0 (high) shank
OM36	2½ x 2¼ "	" " " " " "
OM35	2¼ x 2¼ "	" " " " " "
OM30½	1⅛ ins. diam.	" " " mortise bolt spindle
OM31¼	1¼ " "	Drawer knob with bolt and washer
OM31¾	" " "	Shutter " " wood screw
OM223	2¼ " "	Rose with No. 0 (high) thimble

Escutcheons and handles

OM181	6½ x ⅞ inches	Plate for locks No. 1600 series *only*
OM181½	" "	" " " " 1605 " "
OM90	12⅛ x 2⅝ "	" " 3½ to 5 in. locks
OM93	16⅞ x 3¾ "	" " 5 " 7½ " "
OM94	17 x 2¾ "	" " 5 " 7½ " "
OM5505	3¾ x 1½ "	" " thumb-turn, etc.
OM3812	2⅛ x 1 "	Key plate for all locks
OM5812	3 x ⅞ "	" " " " "
OM854	12 x 2½ "	Cup for all sliding door locks
OM314	20¼ x 4 "	Handle for locks Nos. 414¼, 428 and 472¼ series

List number of lock to be associated with escutcheons must always be specified. For escutcheons with thumb-turns add ½ to list number.

Other pieces

OM55	5¾ x 1½ inches	Bolt, mortise single extension
OM1505	2 x 8¼ "	Letter drop plate
OM567	17 x 2¾ "	Pull, door
OM1416	7 x 2½ "	Push button
OM1730	12 x 2⅝ "	Push plate
	17 x 2¾ "	" "
OM1349	1⅞ x 6 "	Sash lift, flush
OM1246	1½ x 3¾ "	Sash socket
XTA54	1⅝ "	Thumb-turn, $\frac{5}{16}$ in. spindle (page 473)
XTA35	1⅜ "	" $\frac{3}{16}$ " " "
XTA55	" "	" $\frac{5}{16}$ " " "

Cabinet hardware

OM1099	1⅞ x 6 inches	Drawer pull, drop
OM1952	5¾ x 3¾ x 1⅜ ins.	Hinge plate, top
	18½ x 11 x 5⅞ " " " "	

When ordering give list number (in the case of escutcheons also lock number), size, hand and finish. For finishes see page 91.



No. OM1099



No. OM854



Nos. OM90 and OM35

YALE

Milan Design



No. OM567

Cabinet hardware—continued

No.	Size	Description
OM1955	5¾ x 3¾ x 1⅜ ins.	Hinge plate, bottom
	18½ x 13¾ x 4 "	" " "
OM1969	6½ x 1⅛ inches	" " middle
	17½ x 3⅞ "	" " "

Locks in sets

OM155	French windows	Lock 1606 (page 195), 1 lever handle 905, 1 escn. OM181
OM175	" "	Lock 1611 (page 195), 1 lever handle 905, 1 escn. OM181½
OM1789	Inside doors	Lock 1620 (page 199), knobs OM35, 2 escutcheons OM90
OM2189	" "	Lock 1500 (page 202), knobs OM35, 2 escutcheons OM90
OM2889	" "	Lock 1402 (page 207), knobs OM35, 1 escn. each OM90 and OM90½
OM3289	Communicating	Lock 1535 (page 192), knobs OM35, 1 escn. each OM90 and OM90½
OM3689	"	Lock 1525 (page 193), knobs OM35, 2 escutcheons OM90½
OM139	Sliding doors	Lock 1706 (page 215), 2 cup escutcheons OM854
OM149	" "	Lock 1716 (page 215), 4 cup escutcheons OM854
OM159	" "	Lock 1726 (page 215), 4 cup escutcheons OM854
OM8388	Vestibule doors	Lock 790 (page 222), knobs OM36, 1 escn. each OM93 and OM90
OM8288	Front doors	Lock 750 (page 222), knobs OM36, 1 escn. each OM90½
OM9520	Store doors	Lock 432¼ (page 230), 1 pair handles OM314
OM9670	" "	Lock 472¼ (page 230), 1 pair handles OM314

When ordering give list number (in the case of escutcheons also lock number), size, hand and finish. For finishes see page 91.



No. OM314



No. OM5812

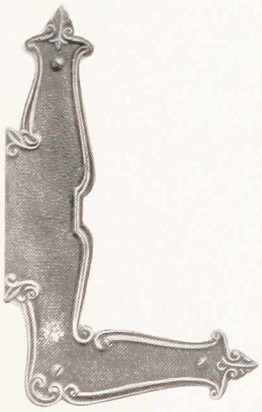

No. OM1952
5¾ x 3¾ x 1⅜ ins.



No. OM1969
6½ x 1⅛ inches

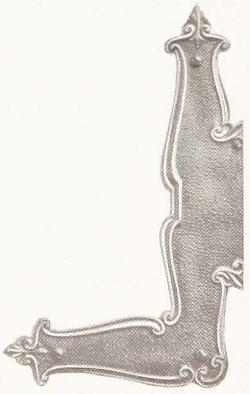

No. OM1952
5¾ x 3¾ x 1⅜ ins.



No. OM3812

Ofanto Design

Symbol PO

Cast bronze, brass and iron

Appropriate finishes

AY21 . . Oxidized brass
BY21 . Oxidized bronze
SY52 . Oxidized silver
FX80 . . Bower-Barff

For description of finishes see page 91.



Nos. PO89 and PO69



Nos. PO87 and PO69

Knobs, escutcheons etc.

No.	Size	Description
PO69	3 x 1¾ inches	Door knob with No. 0 (high) shank
PO181	4½ x 1¾ "	Plate for locks No. 1600 series *only*
PO181½	" "	" " " " 1605 " "
PO87	7¾ x 2¾ "	" " 3½ to 5 in. locks
PO89	9¼ x 2¾ "	" " 5 " 6 " "
PO1532	2¼ x 7⅝ "	Letter drop plate
PO1349	1¾ x 4½ "	Sash lift, flush

List number of lock to be associated with escutcheons must always be specified.
For escutcheons with thumb-turns add ½ to list number.

Locks in sets

PO2195	**Inside doors**	Lock 1500 (page 202), knobs PO69, 2 escutcheons PO87
PO8394	**Vestibule doors**	Lock 790 (page 222), knobs PO69, 2 escutcheons PO89
PO8294	**Front doors**	Lock 750 (page 222), knobs PO69, 1 escn. each PO89 and PO89½



Nos. RO92 and RO37

Ostuni Design

Symbol RO

Cast bronze and brass

Appropriate finishes

AY21 . . Oxidized brass
BY21 . . Oxidized bronze
AZ58 . . . "Oil rub"

Knobs, escutcheons etc.

No.	Size	Description
RO37	2½ x 2½ inches	Door knob with No. 0 (high) shank
RO92	15 x 3¼ "	Plate for all pin-tumbler front door and vestibule locks
RO1730	" "	Push plate

List number of lock to be associated with escutcheons must always be specified.
For escutcheons with thumb-turns add ½ to list number.

Locks in sets

RO8389	**Vestibule doors**	Lock 790 (page 222), knobs RO37, 2 escutcheons RO92
RO8289	**Front doors**	Lock 750 (page 222), knobs RO37, 1 escn. each RO92 and RO92½

When ordering give list number (in the case of escutcheons also lock number) and finish. For finishes see page 91.



No. RO1730

YALE

Palermo Design

Symbol IP

Cast bronze and iron

Appropriate finishes

CX22 . . . Old copper — GX12 . . . . Gold
SX52 . Oxidized silver — FX80 . . Bower-Barff

For description of finishes see page 91.



Nos. IP92 and IP36



No. IP545

Knobs

No.	Size	Description
IP37	2½ x 2½ inches	Door knob with No. 0 (high) shank
IP36	2½ x 2¼ "	" " " " " "
IP35	2¼ x 2¼ "	" " " " " "
IP31½	1¼ ins. diam.	" " " mortise bolt spindle
IP31¼	" " "	Drawer knob with bolt and washer
IP31¾	" " "	Shutter " " wood screw

Escutcheons

IP89	10 x 2½ inches	Plate for 3½ to 5 in. locks
IP92	15 x 3½ "	" " 5 " 7½ " "
IP7405	4⅝ x 1⅜ "	" with thimble for lever handle
IP854	10 x 2½ "	Cup for all sliding door locks

List number of lock to be associated with escutcheons must always be specified.
For escutcheons with thumb-turns add ½ to list number.

Other pieces

IP1099	1⅞ x 6⅛ inches	Drawer pull, drop
IP935	3¼ "	Lever handle
IP545	15 x 3½ "	Pull, door
IP1416	6 x 2½ "	Push button
IP1730	15 x 3½ "	Push plate
IP1349	1⅞ x 6⅛ "	Sash lift, flush
IP59	3⅛ "	Tee handle with $\frac{5}{16}$ in. spindle

Locks in sets

IP1787	Inside doors	Lock 1620 (page 199), knobs IP35, 2 escutcheons IP89
IP2187	" "	Lock 1500 (page 202), knobs IP35, 2 escutcheons IP89
IP2887	" "	Lock 1402 (page 207), knobs IP35, 1 escn. each IP89 and IP89½
IP3287	Communicating	Lock 1535 (page 192), knobs IP35, 1 escn. each IP89 and IP89½
IP3687	"	Lock 1525 (page 193), knobs IP35, 2 escutcheons IP89½
IP139	Sliding doors	Lock 1706 (page 215), 2 cups IP854
IP149	" "	Lock 1716 (page 215), 4 cups IP854
IP159	" "	Lock 1726 (page 215), 4 cups IP854
IP8388	Vestibule doors	Lock 790 (page 222), knobs IP36, 1 escn. each IP92 and IP89
IP8288	Front doors	Lock 750 (page 222), knobs IP36, 1 escn. each IP92 and IP89½

When ordering give list number (in the case of escutcheons also lock number) and finish. For finishes see page 91.



No. IP854



Nos. IP89 and IP35



No. IP935

Rialto Design

Symbol QR

Cast bronze and brass

Appropriate finishes

AX61 . . . Verde antique CX22 . . Old copper
SX52 . . Oxidized silver

For description of finishes see page 91.



Nos. QR89 and QR69

Knobs

No.	Size	Description
QR69	2¾ x 1½ inches	Door knob with No. 0 (high) shank
QR63½	1¾ x ⅞ "	" " " mortise bolt spindle
QR63¼	" "	Drawer knob with bolt and washer
QR63¾	" "	Shutter " " wood screw

Escutcheons

QR181	6 x 1½ inches	Plate for locks No. 1600 series *only*
QR181½	" "	" " " " 1605 " "
QR89	10 x 2⅜ "	" " " Nos. 1475, 1500, 1502 and 1503 series *only*
QR850	6 x 1½ "	Cup for all sliding door locks
QR854	8¾ x 2¾ "	" " " " " "

List number of lock to be associated with escutcheons must always be specified.

Other pieces

QR53	5⅝ x 1¼ inches	Bolt, mortise single extension
QR70	2½ x 1 "	" flush
QR1089	2 x 5¼ "	Drawer pull, drop
QR1975	12¼ x 12¼ x 2¾ ins	Hinge plate, corner
QR1435	10⅜ x 24⅜ x 2¾ "	Kick plate
QR556	12¼ x 2¾ inches	Pull, door
QR1735	12¼ x 2¾ "	Push plate
QR1349	1⅝ x 4⅞ "	Sash lift, flush
QR1343	1½ x 2 "	" " hook

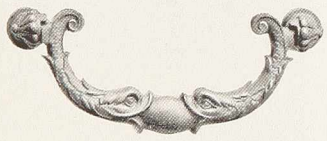

No. QR1089

Locks in sets

QR2197	**Inside doors**	Lock 1500 (page 202), knobs QR69, 2 escutcheons QR89
QR137	**Sliding doors**	Lock 1706 (page 215), 2 cup escutcheons QR854
QR147	" "	Lock 1716 (page 215), 4 cup escutcheons QR854
QR157	" "	Lock 1726 (page 215), 4 cup escutcheons QR854

When ordering give list number (in the case of escutcheons also lock number) and finish. For finishes see page 91.



No. QR556



No. QR1343

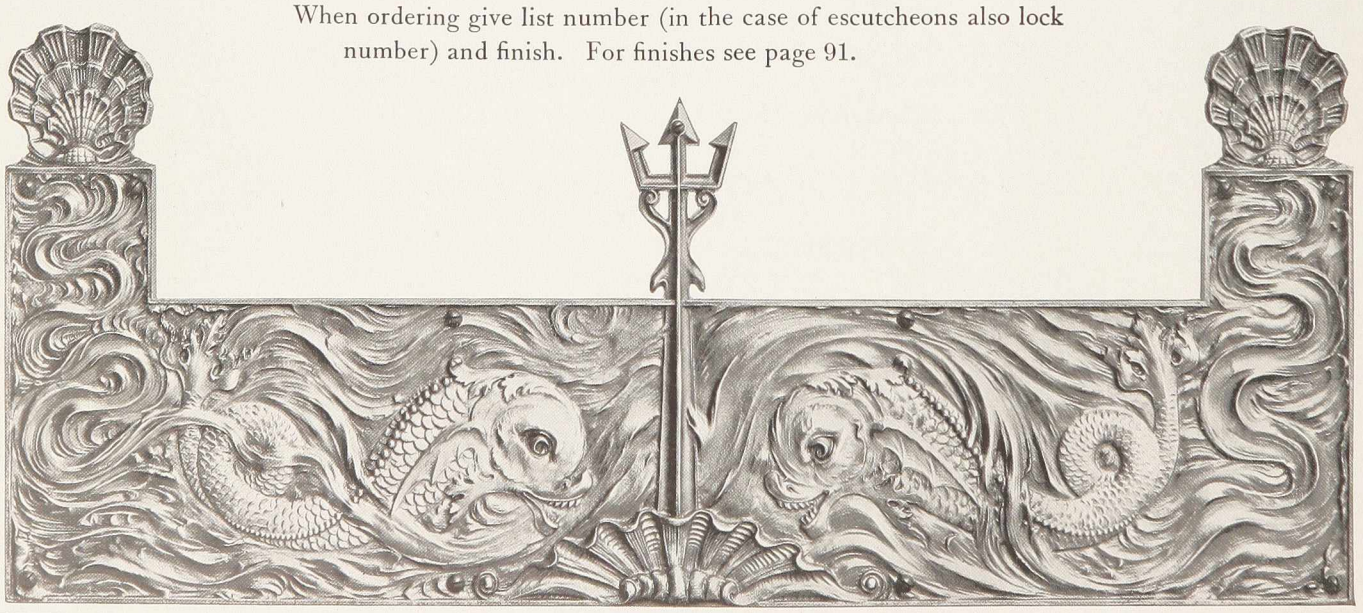

No. QR1435

YALE

Cuts third size



Nos. MS90 and MS36

Siena Design

Symbol MS

Cast bronze

Appropriate finishes

BY65	Statuary bronze	SX52	Oxidized silver
CX22	Old copper	SY55	Platinum silver

Knobs and roses

No.	Size	Description
MS37	2½ x 2½ inches	Door knob with No. 0 (high) shank
MS36	2½ x 2¼ "	" " " " " "
MS35	2¼ x 2¼ "	" " " " " "
MS33½	1¾ ins. diam.	" " " mortise bolt spindle
MS40¼	1⅛ " "	Drawer knob with bolt and washer
MS40¾	" " "	Shutter " " wood screw
MS223	2¼ " "	Rose with No. 0 (high) thimble

Escutcheons and handles

MS90	12 x 2⅝ inches	Plate for all locks
MS314	18⅞ x 3¾ "	Handle for locks Nos. 414¼, 428 and 472¼ series

List number of lock to be associated with escutcheons must always be specified. For escutcheons with thumb-turns add ½ to list number.

Other pieces

MS545	12 x 2⅝ inches	Pull, door
MS595	18⅞ x 3¾ "	" "
MS1416	8⅝ x 2½ "	Push button
MS1730	18⅞ x 3¾ "	Push plate
XTA54	1⅝ "	Thumb-turn, $\frac{5}{16}$ in. spindle (page 473)
XTA35	1⅜ "	" $\frac{3}{16}$ " " " "
XTA55	" "	" $\frac{5}{16}$ " " " "

Locks in sets

MS1789	**Inside doors**	Lock 1620 (page 199), knobs MS35, 2 escutcheons MS90
MS2189	" "	Lock 1500 (page 202), knobs MS35, 2 escutcheons MS90
MS2889	" "	Lock 1402 (page 207), knobs MS35, 1 escn. each MS90 and MS90½
MS3289	**Communicating**	Lock 1535 (page 192), knobs MS35, 1 escn. each MS90 and MS90½
MS3689	"	Lock 1525 (page 193), knobs MS35, 2 escutcheons MS90½
MS8389	**Vestibule doors**	Lock 790 (page 222), knobs MS36, 2 escutcheons MS90
MS8289	**Front doors**	Lock 750 (page 222), knobs MS36, 1 escn. each MS90 and MS90½
MS9360	**Store doors**	Lock 414¼ (page 230), 1 pair handles MS314

When ordering give list number (in the case of escutcheons also lock number) and finish. For finishes see page 91.



No. MS545



No. MS314



No. MS1416



Nos. MS35 and MS223

Tosca Design

Symbol JT

Cast bronze, brass and iron

Appropriate finishes

CY22 . . .	Old copper	GY12	Gold
SY52 .	Oxidized silver	FX80 . .	Bower-Barff

For description of finishes see page 91.



Nos. JT91 and JT69



No. JT854

Knobs

No.	Size	Description
JT69	3 x 1⅝ inches	Door knob with No. 0 (high) shank
JT31¼	1¼ ins. diam.	Drawer knob with bolt and washer
JT31¾	" " "	Shutter " " wood screw

Escutcheons and handles

JT84	6¾ x 1½ inches	Plate for locks No. 1620 series *only*
JT88	9 x 2½ "	" " 3½ to 5 in. locks
JT91	13 x 3 "	" " 5 " 7½ " "
JT812	2¼ x ¾ "	Key plate for all locks
JT850	9 x 2½ "	Cup for all sliding door locks
JT854	10½ x 3 "	" " " " " "
JT314	17¼ x 3 "	Handle for locks Nos. 414¼, 428 and 472¼ series

List number of lock to be associated with escutcheons must always be specified.
For escutcheons with thumb-turns add ½ to list number.

Other pieces

No.	Inches	Description	No.	Inches	Description
JT1133	1¾ diam.	Cylinder ring	JT1349	2 x 5¾	Sash lift, flush
JT568	16¾ x 3	Pull, door	XTA54	1⅝	Thumb-turn
JT1416	4⅝ x 3	Push button	XTA35	1⅜	"
JT1730	13 x 3	Push plate	XTA55	"	"

Locks in sets

JT1794	**Inside doors**	Lock 1620 (page 199), knobs JT69, 2 escutcheons JT84
JT2196	" "	Lock 1500 (page 202), knobs JT69, 2 escutcheons JT88
JT2896	" "	Lock 1402 (page 207), knobs JT69, 1 escn. each JT88 and JT88½
JT3296	**Communicating**	Lock 1535 (page 192), knobs JT69, 1 escn. each JT88 and JT88½
JT3696	"	Lock 1525 (page 193), knobs JT69, 2 escutcheons JT88½
JT139	**Sliding doors**	Lock 1706 (page 215), 2 cups JT850
JT149	" "	Lock 1716 (page 215), 4 cups JT850
JT159	" "	Lock 1726 (page 215), 4 cups JT850
JT8399	**Vestibule doors**	Lock 790 (page 222), knobs JT69, 2 escutcheons JT91
JT8299	**Front doors**	Lock 750 (page 222), knobs JT69, 1 escn. each JT91 and JT91½
JT9360	**Store doors**	Lock 414¼ (page 230), 1 pair handles JT314

When ordering give list number (in the case of escutcheons also lock number) and finish. For finishes see page 91.



No. JT1349



No. JT314



No. JT1416

YALE

Cuts third size



Nos. QT92 and QT37

Treviso Design

Symbol QT

Cast bronze, brass and iron

Appropriate finishes

CY22 . . . Old copper
SY52 . Oxidized silver
GY10 . . . . Gold
FX80 . . Bower-Barff

For description of finishes see page 91.

Knobs and roses

No.	Size	Description
QT37	2½ x 2½ inches	Door knob with No. 0 (high) shank
QT433	1¾ ins. diam.	" " " closet spindle
QT30¼	1⅛ " "	Drawer knob with bolt and washer
QT30¾	" " "	Shutter " " wood screw
QT225	2½ " "	Rose with No. 0 (high) thimble

Escutcheons and handles

QT90	11⅝ x 3 inches	Plate for 3½ to 5 in. locks
QT92	15 x 3 "	" " 5 " 6 " "
QT93	16⅜ x 3⅞ "	" " 5 " 7½ " "
QT854	11⅝ x 3 "	Cup for all sliding door locks
QT314	19¾ x 3¾ "	Handle for locks Nos. 414¼, 428 and 472¼ series

List number of lock to be associated with escutcheons must always be specified. For escutcheons with thumb-turns add ½ to list number.

Other pieces

QT1969	15 x 3 inches	Hinge plate, middle
	15 x 3¾ "	" " "
QT1952	15 x 15 x 3 ins.	" " top and bottom
	15 x 15 x 3¾ "	" " " " " "
QT545	15 x 3 inches	Pull, door
QT554	16⅜ x 3⅞ "	" "
QT595	19¾ x 3¾ "	" "
QT1416	6 x 3⅛ "	Push button
QT1417	7½ x 1⅜ "	" "
QT1730	15 x 3 "	Push plate
	16⅜ x 3⅞ "	" "
QT1349	2¼ x 5¾ "	Sash lift, flush

Locks in sets

QT2189	Inside doors	Lock 1500, QT37, 2 QT90
QT2889	" "	Lock 1402, QT37, 1 each QT90 and QT90½
QT139	Sliding doors	Lock 1706, 2 cups QT854
QT149	" "	Lock 1716, 4 cups QT854
QT159	" "	Lock 1726, 4 cups QT854
QT8389	Vestibule doors	Lock 790, QT37, 2 QT93
QT8289	Front doors	Lock 750, QT37, 1 each QT93 and QT93½
QT9370	Store doors	Lock 414¼, 1 pair handles QT314

When ordering give list number (in the case of escutcheons also lock number), size and finish. For finishes see page 91.



No. QT1349



No. QT314



No. QT1416



No. QT854

Cuts third size

Turin Design

Symbol ST

Cast bronze, brass and iron

Appropriate finishes

BX67 . . Verde antique
CX22 . . . Old copper
SX52 . Oxidized silver
FX80 . . Bower-Barff

For description of finishes see page 91.



No. ST597



No. IU3812

Handles

No.	Size	Description
ST314	21½ x 3⅝ inches	Handle for locks Nos. 414¼, 428 and 472¼ series

Other pieces

ST597	21½ x 3⅝ inches	Pull, door
ST1730	" "	Push plate

Locks in sets

ST9410	**Store doors**	Lock 414¼ (page 230), 1 pair handles ST314

When ordering give list number (in the case of escutcheons also lock number) and finish. For finishes see page 91.

Urbino Design

Symbol IU

Cast bronze, brass and iron

Appropriate finishes

CX22 . . . Old copper
SX52 . Oxidized silver
GX10 . . . . Gold
FX80 . . . Bower-Barff

For description of finishes see page 91.

Knobs

No.	Size	Description
IU37	2½ x 2½ inches	Door knob with No. 0 (high) shank
IU36	2½ x 2¼ "	" " " " " "
IU35	2¼ x 2¼ "	" " " " " "
IU31½	1¼ ins. diam.	" " " mortise bolt spindle
IU30¾	1⅛ " "	Drawer knob with bolt and washer
IU30¾	" " "	Shutter " " wood screw
IU31¼	1¼ " "	Drawer " " bolt and washer
IU31¾	" " "	Shutter " " wood screw

Escutcheons and handles

IU181	6 x 1 inches	Plate for locks No. 1600 series *only*
IU181½	" "	" " " " 1605 " "
IU87	8⅝ x 2 "	" " 3½ in. locks *only*

When ordering give list number (in the case of escutcheons also lock number) and finish. For finishes see page 91.



No. IU1098



No. IU314



No. IU4812

Urbino Design



Nos. IU91 and IU36

Escutcheons and handles—continued

No.	Size	Description
IU89	10⅝ x 2½ inches	Plate for 4 to 5 in. locks
IU91	13⅛ x 2½ "	" " 5 " 6 " "
IU93	16 x 3¼ "	" " 5 " 7½ " "
IU6345	4 x 1¼ "	Plate for thumb-turn, etc.
IU6354	" "	" " " "
IU1812	2¾ x ¾ "	Key plate for all locks
IU3812	3⅛ x 1⅛ "	" " " " "
IU4812	3¾ x 1 "	" " " " "
IU850	8 x 2⅜ "	Cup for all sliding door locks
IU854	10 x 2⅜ "	" " " " " "
IU870	13 x 3 "	" " locks Nos. 1734¼ and 1744 (outside) series *only*
IU314	20¾ x 3⅜ "	Handle for locks Nos. 414¼, 428 and 472¼ series

List number of lock to be associated with escutcheons must always be specified. For escutcheons with thumb-turns add ½ to list number.

Other pieces

IU53	6⅞ x 2 inches	Bolt, mortise single extension
IU58	10⅛ x 2⅜ "	" " " " "
IU1532	2⅜ x 9⅞ "	Letter drop plate
IU1533	2⅜ x 10⅞ "	" " "
IU1420	7¾ x 2½ "	Pull, bell
IU545	16 x 3¼ "	Pull, door
IU587	" "	" "
IU595	20¾ x 3⅜ "	" "
IU1416	6 x 2 "	Push button
IU1417	7⅝ x 2⅜ "	" "
IU1730	13⅛ x 2½ "	Push plate
	14 x 4 "	" "
	16 x 3¼ "	" "
	20¾ x 3⅜ "	" "
	24 x 4⅛ "	" "
IU1348	1⅛ x 5½ "	Sash lift, flush
IU1349	2 x 6⅞ "	" " "
IU11349	" "	" " " locking
IU1246	1⅛ x 4 "	Sash socket
IU1430	7⅝ x 2⅜ "	Switch plate, 2 buttons
	8½ x 2⅜ "	" " 2 "
	9¾ x 4¼ "	" " 4 "



No. IU545



Nos. IU89 and IU35

Cabinet hardware

IU1098	1¼ x 6⅛ inches	Drawer pull, drop
IU1099	2 x 6⅞ "	" " " "

When ordering give list number (in the case of escutcheons also lock number), size and finish. For finishes see page 91.



No. IU1417



No. IU1348

Urbino Design



No. IU1952
7⅝ x 6¾ x 1¼ ins.

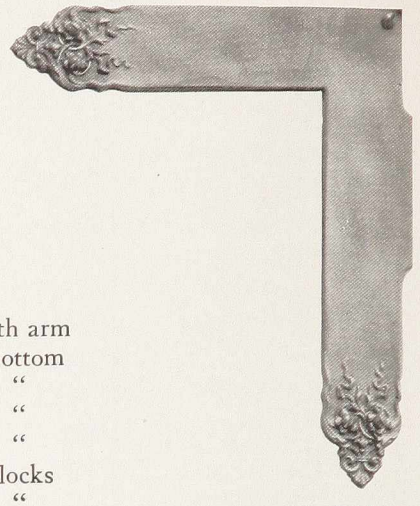

No. IU1952
7⅝ x 6¾ x 1¼ ins.

Cabinet hardware—continued

No.	Size	Description
IU1975	5 x 5 x 1¼ ins.	Hinge plate, corner
	6½ x 5½ x 1¼ "	" " "
IU1969	6 x 1¼ inches	" " middle
	15¾ x 3¼ "	" " "
	17⅝ x 3⅛ "	" " "
IU1968	17⅜ x 9⅞ x 3 ins.	" " " with arm
IU1952	5½ x 4½ x 1¼ "	" " top and bottom
	7⅝ x 6¾ x 1¼ "	" " " " " "
	8¼ x 8¼ x 2 "	" " " " " "
	16⅜ x 12½ x 3⅛ "	" " " " " "
IU802	1⅛ x 3⅛ "	Key plate for bit key locks
IU804	"	" " " " flat " "

Locks in sets

IU155	**French windows**	Lock 1606 (page 195), 1 lever handle 905, 1 escn. IU181
IU175	" "	Lock 1611 (page 195), 1 lever handle 905, 1 escn. IU181½
IU1786	**Inside doors**	Lock 1620 (page 199), knobs IU35, 2 escutcheons IU87
IU2188	" "	Lock 1500 (page 202), knobs IU35, 2 escutcheons IU89
IU2888	" "	Lock 1402 (page 207), knobs IU35, 1 escn. each IU89 and IU89½
IU3588	**Communicating**	Lock 1534 (page 192), knobs IU35, 2 escutcheons IU89½
IU3288	"	Lock 1535 (page 192), knobs IU35, 1 escn. each IU89 and IU89½
IU3688	"	Lock 1525 (page 193), knobs IU35, 2 escutcheons IU89½
IU139	**Sliding doors**	Lock 1706 (page 215), 2 cups IU854
IU149	" "	Lock 1716 (page 215), 4 cups IU854
IU159	" "	Lock 1726 (page 215), 4 cups IU854
IU8388	**Vestibule doors**	Lock 790 (page 222), knobs IU36, 1 escn. each IU91 and IU89
IU8288	**Front doors**	Lock 750 (page 222), knobs IU36, 1 escn. each IU91 and IU89½
IU9370	**Store doors**	Lock 414¼ (page 230), 1 pair handles IU314
IU9670	" "	Lock 472¼ (page 230), 1 pair handles IU314

When ordering give list number (in the case of escutcheons also lock number), size, hand and finish. For finishes see page 91.



No. IU854



No. IU1969
6 x 1¼ inches



No. IU802

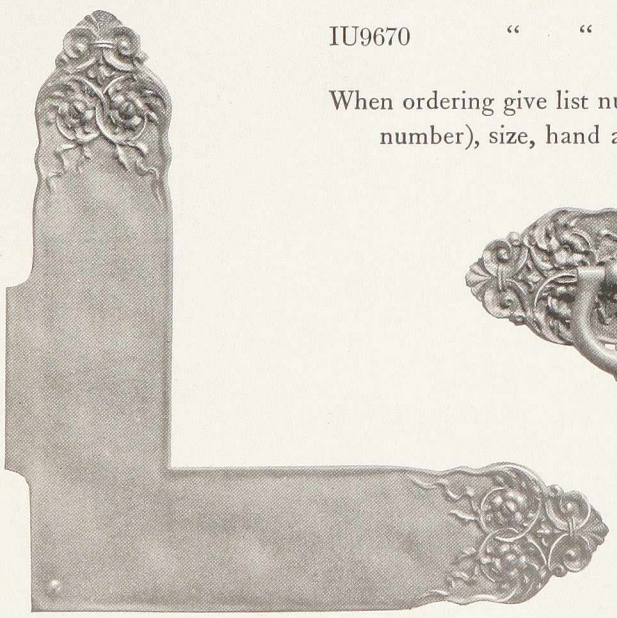

No. IU1952
8¼ x 8¼ x 2 ins.



No. IU1099

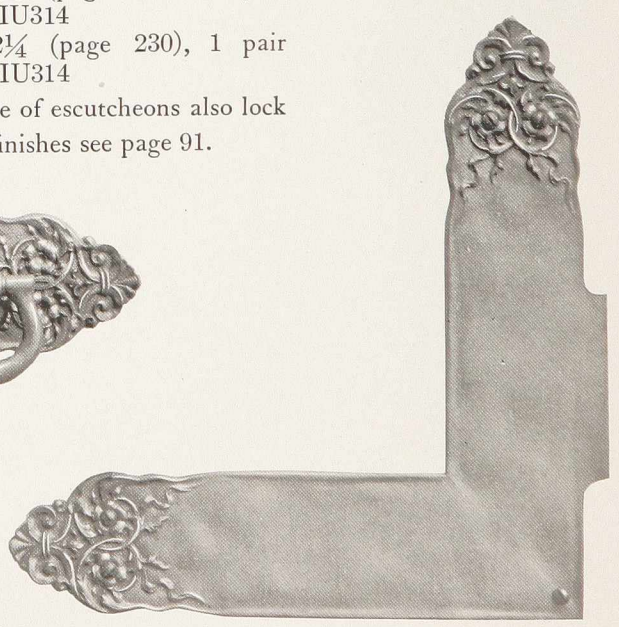

No. IU1952
8¼ x 8¼ x 2 ins.

Modern Renaissance School

DECORATIVE art has, properly speaking, no real school of Modern American Renaissance but a phase of L'Art Nouveau, the ornament being based upon natural and geometrical forms, is in vogue among other American Renaissance forms. In it the conventionalized prairie lotus takes the place of the acanthus. It is of Western American origin. In it we find lace-like patterns of contrasting bands of different widths, so crossing and recrossing, as to suggest various forms of crystalization relieved by embossed and thistle-like leaves which dimly recall the Gothic character of the Flemish treatment of the acanthus, elongated ovals appearing often like egg and dart patterns.



Nos. HC94 and HC36

Cambria Design

Symbol HC

Cast bronze, brass and iron

Appropriate finishes

CY22 . . . Old copper SX52 . Oxidized silver
FX80 . . Bower-Barff

For description of finishes see page 91.

Knobs, escutcheons etc.

No.	Size	Description
HC37	2½ x 2½ inches	Door knob with No. 0 (high) shank
HC36	2½ x 2¼ "	" " " " " " "
HC35	2¼ x 2¼ "	" " " " " " "
HC94	17⅛ x 3⅛ "	Plate for 5 to 7½ in. locks
HC4305	3⅛ x 1¼ "	" " thumb-turn, etc.
HC314	23 x 3⅛ "	Handle for locks Nos. 414¼, 428 and 472¼ series
HC939	4¾ "	Lever handle (page 429)
HC568	17⅛ x 3⅛ "	Pull, door
HC1416	7⅜ x 2⅜ "	Push button
HC1730	17⅛ x 3⅛ "	Push plate

List number of lock to be associated with escutcheons must always be specified. For escutcheons with thumb-turns add ½ to list number.

Locks in sets

HC8389	**Vestibule doors**	Lock 790 (page 222), knobs HC36, 2 escutcheons HC94
HC8289	**Front doors**	Lock 750 (page 222), knobs HC36, 1 escn. each HC94 and HC94½
HC9410	**Store doors**	Lock 414¼ (page 230), 1 pair handles HC314

When ordering give list number (in the case of escutcheons also lock number) and finish. For finishes see page 91.



No. HC568

YALE

Cuts third size

Parma Design

Symbol MP

Cast bronze, brass and iron

Appropriate finishes

CY22 . . . Old copper SX52 . Oxidized silver
FX80 . . Bower-Barff

For description of finishes see page 91.



No. MP314



Nos. MP89 and MP35

Knobs

No.	Size	Description
MP37	2½ x 2½ inches	Door knob with No. 0 (high) shank
MP36	2½ x 2¼ "	" " " " " " "
MP35	2¼ x 2¼ "	" " " " " " "

Escutcheons and handles

MP89	9⅞ x 2¼ inches	Plate for 3½ to 5 in. locks
MP91	13 x 3 "	" " 5 " 7½ " "
MP854	9⅞ x 2¼ "	Cup for all sliding door locks
MP314	20 x 3½ "	Handle for locks Nos. 414¼, 428 and 472¼ series

List number of lock to be associated with escutcheons must always be specified.
For escutcheons with thumb-turns add ½ to list number.

Other pieces

No.	Inches	Description	No.	Inches	Description
MP1507	2¼ x 9¼	Letter drop	MP595	20 x 3½	Pull, door
MP1527	"	Hood for above	MP1416	6⅝ x 2¼	Push button
			MP1730	20 x 3½	Push plate

Locks in sets

MP1787	**Inside doors**	Lock 1620 (page 199), knobs MP35, 2 escutcheons MP89
MP2187	" "	Lock 1500 (page 202), knobs MP35, 2 escutcheons MP89
MP2887	" "	Lock 1402 (page 207), knobs MP35, 1 escn. each MP89 and MP89½
MP3287	**Communicating**	Lock 1535 (page 192), knobs MP35, 1 escn. each MP89 and MP89½
MP3687	"	Lock 1525 (page 193), knobs MP35, 2 escutcheons MP89½
MP137	**Sliding doors**	Lock 1706 (page 215), 2 cups MP854
MP147	" "	Lock 1716 (page 215), 4 cups MP854
MP157	" "	Lock 1726 (page 215), 4 cups MP854
MP8389	**Vestibule doors**	Lock 790 (page 222), knobs MP36, 2 escutcheons MP91
MP8289	**Front doors**	Lock 750 (page 222), knobs MP36, 1 escn. each MP91 and MP91½
MP9370	**Store doors**	Lock 414¼ (page 230), 1 pair MP314

When ordering give list number (in the case of escutcheons also lock number) and finish. For finishes see page 91.

No. MP1416



No. MP1507



No. MP1527



Nos. KS91 and KS36

Senlis Design

Symbol KS

Cast bronze, brass and iron

Appropriate finishes

CX22 . . . Old copper SX52 . Oxidized silver
FX80 . . Bower-Barff

For description of finishes see page 91.

Knobs

No.	Size	Description
KS37	2½ x 2½ inches	Door knob with No. 0 (high) shank
KS36	2½ x 2¼ "	" " " " " "
KS35	2¼ x 2¼ "	" " " " " "

Escutcheons and handles

KS88	8¾ x 2¾ inches	Plate for 3½ to 4½ in. locks
KS91	13¼ x 3⅝ "	" " 4¾ " 7½ " "
KS3705	2¾ x 1¾ "	" " thumb-turn, etc.
KS854	11⅛ x 3⅝ "	Cup for all sliding door locks
KS314	21⅛ x 3⅝ "	Handle for locks Nos. 414¼, 428 and 472¼ series

List number of lock to be associated with escutcheons must always be specified. For escutcheons with thumb-turns add ½ to list number.

Other pieces

No.	Inches	Description	No.	Inches	Description
KS1507	2⅞ x 8⅞	Letter drop plate	KS1730	13¼ x 3⅝	Push plate
KS1527	"	Hood for above		20 x 5	" "
KS554	13¼ x 3⅝	Pull, door		21⅛ x 3⅝	" "
KS1416	8¼ x 3½	Push button	KS1349	1⅝ x 5½	Sash lift, flush

Locks in sets

KS1786	Inside doors	Lock 1620 (page 199), knobs KS35, 2 escutcheons KS88
KS2186	" "	Lock 1500 (page 202), knobs KS35, 2 escutcheons KS88
KS2889	" "	Lock 1402 (page 207), knobs KS35, 1 escn. each KS91 and KS91½
KS3286	Communicating	Lock 1535 (page 192), knobs KS35, 1 escn. each KS88 and KS88½
KS3686	"	Lock 1525 (page 193), knobs KS35, 2 escutcheons KS88½
KS139	Sliding doors	Lock 1706 (page 215), 2 cups KS854
KS149	" "	Lock 1716 (page 215), 4 cups KS854
KS159	" "	Lock 1726 (page 215), 4 cups KS854
KS8389	Vestibule doors	Lock 790 (page 222), knobs KS36, 2 escutcheons KS91
KS8289	Front doors	Lock 750 (page 222), knobs KS36, 1 escn. each KS91 and KS91½
KS9410	Store doors	Lock 414¼ (page 230), 1 pair KS314

When ordering give list number (in the case of escutcheons also lock number), size and finish. For finishes see page 91.



No. KS1416



No. KS314



No. KS1507

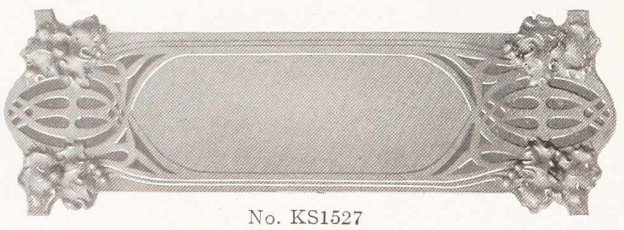

No. KS1527

Spanish Renaissance School

RICH in detail, vigorous and full of meaning the ornament of the Spanish Renaissance is an instructive school of design, which illustrates how a people of Oriental, Basque and Roman, as well as other nationalities, interpreted Renaissance art in distinction from that phase of it which was developed in Italy. In many directions it is more glowing, rich and vigorous than the Italian: yet it has much in common with it. Frequent use is made of the scallop, medallion, carved balusters applied to a flat ground, volutes and scrolls, all richly decorated, and of beads, pearls, and fillets with of course the arabesque filled with stem and leaf whirls.

Alcazar Design

Symbol OA

Cast bronze, brass and iron

Appropriate finishes

CY22 . . .	Old copper	GY10	Gold
SY52 .	Oxidized silver	FX80 . .	Bower-Barff

For description of finishes see page 91.



Nos. OA91 and OA36

Knobs

No.	Size	Description
OA37	2½ x 2½ inches	Door knob with No. 0 (high) shank
OA36	2½ x 2¼ "	" " " " " "
OA35	2¼ x 2¼ "	" " " " " "
OA30¼	1⅛ inches diam.	Drawer knob with bolt and washer
OA30¾	" " "	Shutter " " wood screw

Escutcheons

OA90	11⅜ x 2⅝ inches	Plate for locks Nos. 1475, 1500, 1502, 1503 and 1505 series *only*
OA91	13¼ x 3 "	Plate for locks Nos. 726 and 766 series *only*
OA812	2¾ x 1 "	Key plate for all locks
OA854	9¼ x 2⅝ "	Cup for all sliding door locks

List number of lock to be associated with escutcheons must always be specified. For escutcheons with thumb-turns add ½ to list number.

When ordering give list number (in the case of escutcheons also lock number) and finish. For finishes see page 91.



No. OA1349



Nos. OA90 and OA35

YALE



No. OA854



No. OA812



Alcazar Design

Other pieces

No.	Size	Description
OA1099	2 x 6⅛ inches	Drawer pull, drop
OA1416	7¼ x 2⅝ "	Push button
OA1349	2⅛ x 6¼ "	Sash lift, flush

Locks in sets

OA2189	**Inside doors**	Lock 1500 (page 202), knobs OA35, 2 escutcheons OA90
OA139	**Sliding doors**	Lock 1706 (page 215), 2 cup escutcheons OA854
OA149	" "	Lock 1716 (page 215), 4 cup escutcheons OA854
OA159	" "	Lock 1726 (page 215), 4 cup escutcheons OA854
OA8589	**Vestibule doors**	Lock 766 (page 224), knobs OA36, 2 escutcheons OA91
OA8489	**Front doors**	Lock 726 (page 224), knobs OA36, 1 escn. each OA91 and OA91½

When ordering give list number and finish. For finishes see page 91.



No. OA1099



No. OA1416



Nos. UM86 and D35

Malaga Design

Symbol UM

Cast bronze, brass and iron

Appropriate finishes

AZ10 . . . Buffed brass	BX67 . Verde antique
AX24 . Oxidized brass	BY21 . Oxidized bronze
BZ10 . . Buffed bronze	CY24 . Oxidized copper
FX80 . . Bower-Barff	

For description of finishes see page 91.



Nos. UM90 and D36

Knobs and roses

No.	Size	Description
D37	2½ x 2½ inches	Door knob with No. 0 (high) shank
D36	2½ x 2¼ "	" " " " " " "
D35	2¼ x 2¼ "	" " " " " " "
UM223	2¼ ins. diam.	Rose with No. 0 (high) thimble

When ordering give list number (in the case of escutcheons also lock number) and finish. For finishes see page 91.



No. UM1365



No. UM1416

Malaga Design



No. UM1730
20½ x 4½ inches

Escutcheons and handles

No.	Size	Description
UM86	7¼ x 2⅜ inches	Plate for 3½ in. locks *only*
UM89	10¾ x 2¾ "	" " 3½ to 5 in. locks
UM90	12½ x 3¼ "	" " 5 " 7½ " "
UM812	2⅜ x 1¼ "	Key plate for all locks
UM850	8⅛ x 2½ "	Cup for all sliding door locks
UM854	9 x 2¾ "	" " " " " "
UM314	20½ x 4½ "	Handle for locks Nos. 414¼, 428 and 472¼ series

List number of lock to be associated with escutcheons must always be specified.
For escutcheons with thumb-turns add ½ to list number.

Other pieces

UM1505	2⅜ x 7 inches	Letter drop plate
UM1525	2⅝ x 7¼ "	Hood for above
UM1507	2⅞ x 10½ "	Letter drop plate
UM1527	3 x 10¾ "	Hood for above
UM595	20½ x 4½ "	Pull, door
UM1416	5⅝ x 2½ "	Push button
UM1417	6 x 2¾ "	" "
UM1730	10¾ x 2¾ "	Push plate
	20½ x 4½ "	" "
UM1365	1¾ x 7⅜ "	Sash lift, bar
UM1348	1¾ x 4¾ "	" " flush
UM1349	1⅞ x 5½ "	" " "

Locks in sets

UM1785	**Inside doors**	Lock 1620 (page 199), knobs D35, 2 escutcheons UM86
UM2188	" "	Lock 1500 (page 202), knobs D35, 2 escutcheons UM89
UM2888	" "	Lock 1402 (page 207), knobs D35, 1 escn. each UM89 and UM89½
UM3288	**Communicating**	Lock 1535 (page 192), knobs D35, 1 escn. each UM89 and UM89½
UM3688	"	Lock 1525 (page 193), knobs D35, 2 escutcheons UM89½
UM139	**Sliding doors**	Lock 1706 (page 215), 2 cups UM854
UM149	" "	Lock 1716 (page 215), 4 cups UM854
UM159	" "	Lock 1726 (page 215), 4 cups UM854
UM8389	**Vestibule doors**	Lock 790 (page 222), knobs D36, 2 escutcheons UM90
UM8289	**Front doors**	Lock 750 (page 222), knobs D36, 1 escn. each UM90 and UM90½
UM9520	**Store doors**	Lock 432¼ (page 230), 1 pair handles UM314

When ordering give list number (in the case of escutcheons also lock number), size and finish. For finishes see page 91.



No. UM595



No. UM1507

YALE

Cuts third size

Roman School

GREEK forms of ornament are employed frequently in Roman designs. One notes the acanthus in arabesques, fruit, flowers and foliage in garlands and wreaths, bucrania, the palm, honeysuckle, the guilloche and fillets of all sorts while the Roman key or swastika form develops in many beautiful border designs, where instead it is most properly used.

The acanthus forms in Roman art are most beautiful and in Tatham's wonderful series of etchings the very quality of the marble is marvellously expressed. Griffins and fabulous animals play no small part in the decoration and even in the construction of furniture. So many different nationalities worked on Roman ornament that it is full of surprises, now exhibiting great delicacy, now ponderous and massive strength.

Tiber Design

Symbol HT

Cast bronze, brass and iron

Appropriate finishes

CY22 . . . Old copper
SY55 . Platinum silver
SY52 . Oxidized silver
GY10 . . . . . Gold
FX80 . . Bower-Barff

For description of finishes see page 91.



Nos. HT88 and HT67

Knobs

No.	Size	Description
HT69	3 x 1⅞ inches	Door knob with No. 0 (high) shank
HT68	3 x 2⅝ "	" " " " " "
HT67	2⅝ x 1⅝ "	" " " " " "

Escutcheons

HT88	8¾ x 2⅜ inches	Plate for locks Nos. 1475, 1500, 1502, 1503 and 1505 series *only*
HT90	11¾ x 2⅜ "	Plate for locks Nos. 726 and 766 series *only*
HT812	2¾ x 1⅛ "	Key plate for all locks
HT854	8¾ x 2⅜ "	Cup for all sliding door locks

List number of lock to be associated with escutcheons must always be specified.
For escutcheons with thumb-turns add ½ to list number.

When ordering give list number (in the case of escutcheons also lock number) and finish. For finishes see page 91.



No. HT1099



No. HT854

Cuts third size

Tiber Design



Nos. HT90 and HT68

Other pieces

No.	Size	Description
HT1099	1½ x 4⅝ inches	Drawer pull, drop
HT1416	5½ x 2¼ "	Push button
HT1349	1¾ x 5½ "	Sash lift, flush

Locks in sets

HT2196	**Inside doors**	Lock 1500 (page 202), knobs HT67, 2 escutcheons HT88
HT137	**Sliding doors**	Lock 1706 (page 215), 2 cups HT854
HT147	" "	Lock 1716 (page 215), 4 cups HT854
HT157	" "	Lock 1726 (page 215), 4 cups HT854
HT8599	**Vestibule doors**	Lock 766 (page 224), knobs HT68, 2 escutcheons HT90
HT8499	**Front doors**	Lock 726 (page 224), knobs HT68, 1 escn. each HT90 and HT90½



No. HT1349



No. HT1416



No. HT812

Vigone Design

Symbol UV

Cast bronze, brass and iron

Appropriate finishes

AZ15 . . Ormolu brass	BZ10 . . Buffed bronze
AZ58 . . . "Oil rub"	BY21 . Oxidized bronze

For description of finishes see page 91.



Nos. UV89 and UV37

Knobs, escutcheons etc.

No.	Size	Description
UV37	2½ x 2½ inches	Door knob with No. 0 (high) shank
UV89	10¾ x 3½ "	Plate for 3½ to 6 in. locks
UV1730	" "	Push plate

List number of lock to be associated with escutcheons must always be specified. For escutcheons with thumb-turns add ½ to list number.

Locks in sets

UV1788	**Inside doors**	Lock 1620, UV37, 2 UV89
UV2188	" "	Lock 1500, UV37, 2 UV89
UV2888	" "	Lock 1402, UV37, 1 UV89 & UV89½
UV3288	**Communicating**	Lock 1535, UV37, 1 UV89 & UV89½
UV3688	"	Lock 1525, UV37, 2 UV89½
UV8388	**Vestibule doors**	Lock 790, UV37, 2 UV89
UV8288	**Front doors**	Lock 750, UV37, 1 UV89 & UV89½

When ordering give list number (in the case of escutcheons also lock number) and finish. For finishes see page 91.



No. UV1730

YALE

Romanesque School

RISING from the ruins of ancient Rome and influenced by Byzantine art, in France, Italy, Germany and even England, a round arched school developed in which the arches spring directly from column to column as at Spalato and Dalmatia, without the intervention of the entablature. This school was vigorous in Dalmatia more than two hundred and fifty years after it was dead in the rest of Europe: and Central France, Northern Italy and Dalmatia contain its best examples. Byzantine spiky acanthus leaves, strap interlaces, bosses, animal forms, geometrical patterns and most of the Roman decorative forms are interpreted with different local mannerisms. The façade of the unfinished church of St. Gilles, Southern France, is one of the most impressive monuments of the Romanesque.



No. UA1969
8⅛ x 2 ins.

Aumont Design

Symbol UA

Cast bronze, brass and iron

Appropriate finishes

CX22 . . . Old copper SX52 . Oxidized silver
FX80 . . Bower-Barff
For description of finishes see page 91.

Cabinet hardware

No.	Size	Description
UA1098	1¾ x 5⅛ inches	Drawer pull, drop
UA1099	2 x 8⅛ "	" " "
UA1952	7⅞ x 5⅞ x 1⅝ ins.	Hinge plate, top and bottom
	12 x 7 x 2¼ "	" " " " "
UA1969	8⅛ x 2 inches	" " middle
UA1968	9⅞ x 5⅞ x 1⅞ ins.	" " " with arm
UA5803	3¼ x 1¼ inches	Key plate for bit key locks
UA7803	5¼ x 1¾ "	" " " " " "
UA9803	8½ x 2 "	" " " " " "

When ordering give list number, size, hand and finish. For finishes see page 91.



No. UA9803

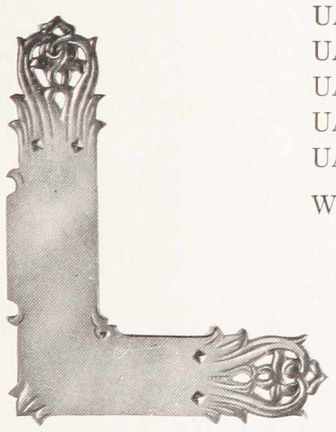

No. UA1952
7⅞ x 5⅞ x 1⅝ ins.



No. UA1099

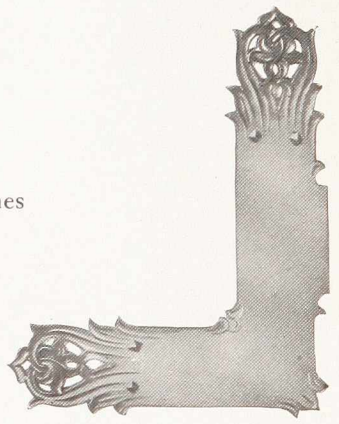

No. UA1952
7⅞ x 5⅞ x 1⅝ ins.

Cuts quarter size

Auvergne Design

Symbol WA

Cast bronze, brass and iron

Appropriate finishes

AZ15 . . Ormolu brass
CX22 . . Old copper
SX52 . Oxidized silver
FX80 . . Bower-Barff

For description of finishes see page 91.



No. WA523

Knobs, escutcheons etc.

No.	Size	Description
WA37	2½ x 2½ inches	Door knob with No. 0 (high) shank
WA36	2½ x 2¼ "	" " " " " "
WA35	2¼ x 2¼ "	" " " " " "
WA433	1¾ ins. diam.	" " " closet spindle
WA30¼	1⅛ " "	Drawer knob with bolt and washer
WA30¾	" " "	Shutter " " wood screw
WA240	2½ x 1½ inches	Rose with No. 0 (high) thimble
WA181	5¼ x 1⅜ "	Plate for locks No. 1600 series *only*
WA181½	" "	" " " " 1605 " "
WA85	7 x 2½ "	" " 3½ in. locks *only*
WA87	8½ x 2¾ "	" " 3½ to 5 in. locks
WA90	12¾ x 3⅜ "	" " 5 " 7½ " "
WA91	13⅛ x 3½ "	" " 5 " 7½ " "
WA4305	3 x 1¼ "	" " thumb-turn, etc.
WA812	2¾ x 1⅝ "	Key plate for all locks
WA854	8¾ x 2¾ "	Cup for all sliding door locks
WA314	15¼ x 2⅝ "	Handle for locks Nos. 414¼, 428 and 472¼ series

List number of lock to be associated with escutcheons must always be specified.
For escutcheons with thumb-turns add ½ to list number.



Nos. WA90 and WA36



No. WA812

Other pieces

WA53	5⅝ x 1⅞ inches	Bolt, mortise single extension
WA1425	8½ x 2⅞ "	Knocker, door
WA1507	2¾ x 8⅜ "	Letter drop plate
WA523	10¾ x 2¼ "	Pull, door
WA545	13⅛ x 3½ "	" "
WA554	" "	" "
WA1416	6⅞ x 2⅞ "	Push button
WA1419	8⅝ x 2⅞ "	" " with mouth piece
WA1730	14¼ x 3¼ "	Push plate
WA1360	1⅝ x 7½ "	Sash lift, bar
WA1348	1½ x 3¾ "	" " flush
WA1349	1⅞ x 5¾ "	" " "
WA11349	" "	" " " locking
WA1246	1½ x 3¼ "	Sash socket
WA1386	2 x 3 "	Shutter bar

When ordering give list number (in the case of escutcheons also lock number) and finish. For finishes see page 91.

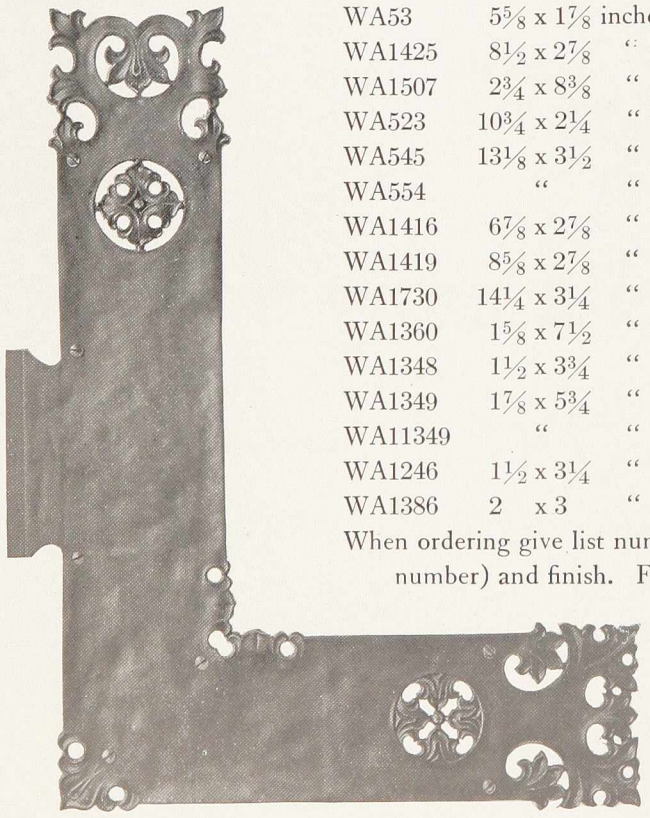

No. WA1952
11¼ x 8¼ x 3½ ins.

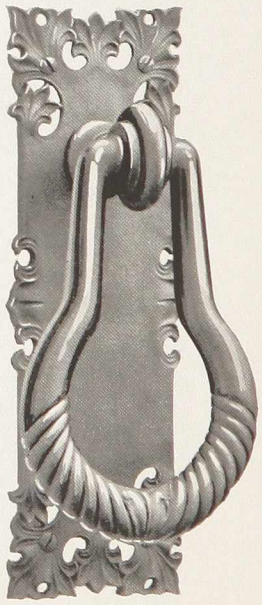

No. WA1425

YALE

Auvergne Design



No. WA314

Cabinet hardware

No.	Size	Description
WA1099	1⅞ x 6¼ inches	Drawer pull, drop
WA1969	6⅜ x 5 "	Hinge plate, middle
	12¼ x 3½ "	" " "
	13 x 3½ "	" " "
	21 x 4½ "	" " "
WA1952	10 x 10 x 3½ ins.	" " top and bottom
	11¼ x 8¼ x 3½ "	" " " " " "
	19⅝ x 14 x 3½ "	" " " " " "
	17½ x 15¼ x 4½ "	" " " " " "
	30¾ x 13¼ x 4½ "	" " " " " "
WA1803	2¾ x 1⅝ inches	Key plate for bit key locks
WA3803	3 x 1¼ "	" " " " " "

Locks in sets

WA155	**French windows**	Lock 1606 (page 195), 1 lever handle 905, 1 escn. WA181
WA175	" "	Lock 1611 (page 195), 1 lever handle 905, 1 escn. WA181½
WA1784	**Inside doors**	Lock 1620 (page 199), knobs WA35, 2 escutcheons WA85
WA2185	" "	Lock 1500 (page 202), knobs WA35, 2 escutcheons WA87
WA2885	" "	Lock 1402 (page 207), knobs WA35, 1 escn. each WA87 and WA87½
WA3285	**Communicating**	Lock 1535 (page 192), knobs WA35, 1 escn. each WA87 and WA87½
WA3685	"	Lock 1525 (page 193), knobs WA35, 2 escutcheons WA87½
WA137	**Sliding doors**	Lock 1706 (page 215), 2 cup escutcheons WA854
WA147	" "	Lock 1716 (page 215), 4 cup escutcheons WA854
WA157	" "	Lock 1726 (page 215), 4 cup escutcheons WA854
WA8387	**Vestibule doors**	Lock 790 (page 222), knobs WA36, 1 escn. each WA91 and WA87
WA8287	**Front doors**	Lock 750 (page 222), knobs WA36, 1 escn. each WA91 and WA87½
WA9340	**Store doors**	Lock 414¼ (page 230), 1 pair handles WA314

When ordering give list number (in the case of escutcheons also lock number), size and finish. For finishes see page 91.



No. WA854



No. WA1099

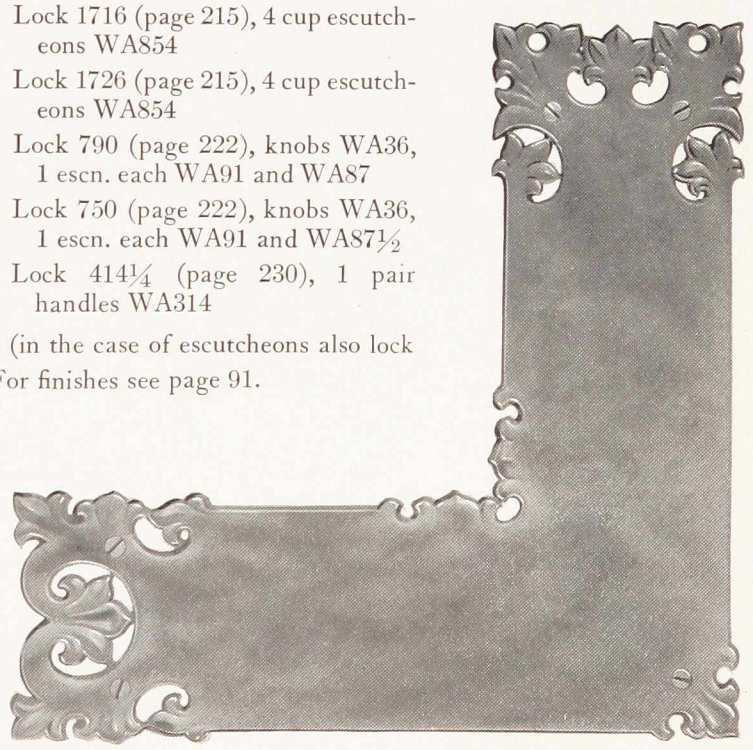

No. WA1952
10 x 10 x 3½ ins.

Abbottsford Design

Symbol HA

Cast bronze, brass and iron

Appropriate finishes

CX22 . . Old copper SX52 . . Oxidized silver
SY55 . . Platinum silver

For description of finishes see page 91.



No. HA314

Knobs, escutcheons etc.

No.	Size	Description
HA37	2½ x 2½ inches	Door knob with No. 0 (high) shank
HA89	10½ x 3⅜ "	Plate for locks Nos. 726 and 766 series *only*
HA90	11½ x 3⅜ "	Plate for locks Nos. 750 and 790 series *only*
HA314	20 x 3½ "	Handle for locks Nos. 414¼, 428 and 472¼ series
HA144	6 x 2½ "	Bolt, mortise double extension

Locks in sets

HA8389	**Vestibule doors**	Lock 790 (page 222), knobs HA37, 2 escutcheons HA90
HA8289	**Front doors**	Lock 750 (page 222), knobs HA37, 1 escn. each HA90 and HA90½
HA9370	**Store doors**	Lock 414¼ (page 230), 1 pair handles HA314



Nos. HA90 and HA37

Beauvoir Design

Symbol IB

Cast bronze, brass and iron

Appropriate finishes

CX22 . . . Old copper GX10 . . . . Gold
SX52 . Oxidized silver FX80 . . Bower-Barff

For description of finishes see page 91.

Cabinet hardware

No.	Size	Description
IB1099	1¾ x 3⅝ inches	Drawer pull, drop
IB1969	5¾ x 1¾ "	Hinge plate, middle
IB4802	1 x 2⅝ "	Key plate for bit key locks
IB5802	1⅝ x 3⅝ "	" " " " " "
IB803	3⅝ x 1⅝ "	" " " " " "
IB805	" "	" " " flat key "

When ordering give list number (in the case of escutcheons also lock number) and finish. For finishes see page 91.



No. IB1969



No. IB803



No. IB1099



No. IB5802



No. IB1969



Nos. VB89 and VB35

Beaumont Design

Symbol VB

Appropriate finishes

BX61 . .	Verde antique	SY52 . .	Oxidized silver
CX22 . . .	Old copper	FX80	Bower-Barff

For description of finishes see page 91.

THIS design is especially appropriate for Masonic use. The pieces are usually furnished with one or more of the many Masonic emblems. For additional information regarding designs with emblems see pages 738 to 742.

Knobs and escutcheons

No.	Size	Description
VB35	2¼ x 2¼ inches	Door knob with No. 0 (high) shank
VB89	10⅜ x 3⅜ "	Plate for locks *not exceeding* 5½ ins.
VB854	" "	Cup for all sliding door locks
VB314	21 x 4⅝ "	Handle for locks Nos. 414¼, 428 and 472¼ series

List number of lock to be associated with escutcheons must always be specified.
For escutcheons with thumb-turns add ½ to list number.

Other pieces

VB595	20⅜ x 5¾ inches	Pull, door
VB596	21 x 4⅝ "	" "
VB1413	4⅝ x 2⅛ "	Push button
VB1730	20⅜ x 5¾ "	Push plate
	21 x 4⅝ "	" "
VB1348	1⅞ x 4 "	Sash lift, flush
VB1349	2⅛ x 4⅝ "	" " " "

Locks in sets

VB139	Sliding doors	Lock 1706 (page 215), 2 cup escutcheons VB854
VB149	" "	Lock 1716 (page 215), 2 cup escutcheons VB854
VB159	" "	Lock 1726 (page 215), 2 cup escutcheons VB854
VB9560	Store doors	Lock 432¼ (page 230), 1 pair handles VB314
VB9561	" "	Lock 432¾ (page 230), 1 pair handles VB314
VB9710	" "	Lock 472¼ (page 230), 1 pair handles VB314
VB9711	" "	Lock 472¾ (page 230), 1 pair handles VB314
VB10015	" "	Lock 428 (page 229), ½ pair handles VB314, ½ pair VB35, 1 H223

When ordering give list number (in the case of escutcheons also lock number), size and finish. For finishes see page 91.



No. VB314



No. VB854



No. VB1349



No. VB1413

Belfort Design

Symbol JB

Cast bronze, brass and iron

Appropriate finishes

CX22 . . . Old copper SX52 . Oxidized silver
FX80 . . Bower-Barff
For description of finishes see page 91.



Nos. JB90 and JB36



No. JB545

Knobs and roses

No.	Size	Description
JB37	2½ x 2½ inches	Door knob with No. 0 (high) shank
JB36	2½ x 2¼ "	" " " " " "
JB35	2¼ x 2¼ "	" " " " " "
JB30¼	1⅛ ins. diam.	Drawer knob with bolt and washer
JB30¾	" " "	Shutter " " wood screw
JB223	2¼ " "	Rose with No. 0 (high) thimble

Escutcheons

JB88	9 x 2⅜ inches	Plate for 3½ to 4¼ in. locks
JB89	9¾ x 2⅜ "	" " 4½ " 5 " "
JB90	11⅞ x 3 "	" " 5 " 7½ " "
JB812	3¼ x 1⅛ "	Key plate for all locks
JB854	9 x 2⅜ "	Cup for all sliding door locks

List number of lock to be associated with escutcheons must always be specified.
For escutcheons with thumb-turns add ½ to list number.

Other pieces

JB1099	1½ x 5 inches	Drawer pull, drop
JB545	11⅞ x 3 "	Pull, door
JB1416	5⅜ x 2 "	Push button
JB1730	11⅞ x 3 "	Push plate
JB1349	1⅝ x 5⅛ "	Sash lift, flush

Locks in sets

JB1786	**Inside doors**	Lock 1620 (page 199), knobs JB35, 2 escutcheons JB88
JB2186	" "	Lock 1500 (page 202), knobs JB35, 2 escutcheons JB88
JB2887	" "	Lock 1402 (page 207), knobs JB35, 1 escn. each JB89 and JB89½
JB3287	**Communicating**	Lock 1535 (page 192), knobs JB35, 1 escn. each JB89 and JB89½
JB3687	"	Lock 1525 (page 193), knobs JB35, 2 escutcheons JB89½
JB137	**Sliding doors**	Lock 1706 (page 215), 2 cups JB854
JB147	" "	Lock 1716 (page 215), 4 cups JB854
JB157	" "	Lock 1726 (page 215), 4 cups JB854
JB8388	**Vestibule doors**	Lock 790 (page 222), knobs JB36, 1 escn. each JB90 and JB89
JB8288	**Front doors**	Lock 750 (page 222), knobs JB36, 1 escn. each JB90 and JB89½

When ordering give list number (in the case of escutcheons also lock number), size and finish. For finishes see page 91.



Nos. JB88 and JB35



No. JB854



No. JB1349

Bordeaux Design

Symbol PB

Cast bronze, brass and iron

Appropriate finishes

AZ10	Buffed brass	CX22	Old copper
AY22	Old brass	FX80	Bower-Barff

For description of finishes see page 91.



Nos. PB94 and PB939

Knobs and escutcheons

No.	Size	Description
D37	2½ x 2½ inches	Door knob with No. 0 (high) shank
D36	2½ x 2¼ "	" " " " " "
D35	2¼ x 2¼ "	" " " " " "
PB223	2⅜ ins. diam.	Rose with No. 0 (high) thimble
PB92	14½ x 3 inches	Plate for 3½ to 4¾ in. locks
PB94	17¾ x 2⅞ "	" " 5 " 7½ " "
PB854	14½ x 3 "	Cup for all sliding door locks
PB314	20¼ x 2⅞ "	Handle for locks Nos. 414¼, 428 and 472¼ series

List number of lock to be associated with escutcheons must always be specified.

For escutcheons with thumb-turns add ½ to list number.

Other pieces

PB1969	19¾ x 5⅛ inches	Hinge plate, middle
	34½ x 5⅛ "	" " "
PB1952	14¾ x 18¼ x 4⅛ ins.	" " top and bottom
PB1539	2⅞ x 14⅜ inches	Letter drop plate
PB939	6 "	Lever handle
PB568	17¾ x 2⅞ "	Pull, door
PB596	20¼ x 2⅞ "	" " (pull)
PB1416	8¼ x 2½ "	Push button
PB1730	17¾ x 2⅞ "	Push plate
	20¼ x 2⅞ "	" "
PB1735	" "	" " (push)
PB1349	1¾ x 6¾ "	Sash lift, flush

Locks in sets

PB2189	Inside doors	Lock 1500 (page 202), knobs D35, 2 escutcheons PB92
PB2889	" "	Lock 1402 (page 207), knobs D35, 1 escn. each PB92 and PB92½
PB139	Sliding doors	Lock 1706 (page 215), 2 cups PB854
PB149	" "	Lock 1716 (page 215), 4 cups PB854
PB159	" "	Lock 1726 (page 215), 4 cups PB854
PB8389	Vestibule doors	Lock 790 (page 222), knobs D36, 2 escutcheons PB94
PB8289	Front doors	Lock 750 (page 222), knobs D36, 1 escn. each PB94 and PB94½
PB9560	Store doors	Lock 432¼ (page 230), 1 pair handles PB314

When ordering give list number (in the case of escutcheons also lock number), size and finish. For finishes see page 91.



No. PB1416



No. PB1349



No. PB314

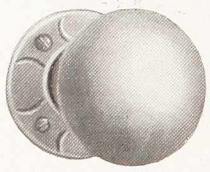

Nos. D35 and PB223

Cluny Design

Symbol PC

Cast bronze, brass and iron

Appropriate finishes

CX22 . . . Old copper SX52 . Oxidized silver
FX80 . . Bower-Barff

For description of finishes see page 91.



Nos. PC91 and PC36



Nos. PC87 and PC35

Knobs

No.	Size	Description
PC37	2½ x 2½ inches	Door knob with No. 0 (high) shank
PC36	2½ x 2¼ "	" " " " " "
PC35	2¼ x 2¼ "	" " " " " "
PC433	1¾ ins. diam.	" " " closet spindle
PC30¼	1⅛ " "	Drawer knob with bolt and washer
PC30¾	" " "	Shutter " " wood screw

Escutcheons and handles

PC180	5 x ⅞ inches	Plate for lock No. 269 *only*
PC181	5¼ x 1½ "	" " " " 1600 series *only*
PC181½	" "	" " " " 1605 " "
PC86	7¼ x 2 "	" " " " 1620 " "
PC87	8½ x 2½ "	" " 3½ to 5 in. locks
PC89	10 x 2½ "	" " 5 " 7½ " "
PC91	12⅝ x 3⅜ "	" " 5 " 7½ " "
PC92	14⅝ x 3⅜ "	" " 5 " 7½ " "
PC5005	3½ x ⅞ "	" " thumb-turn, Tee or lever handle
PC6005	4 x ⅞ "	Plate for thumb-turn, Tee or lever handle
PC7355	4⅞ x 1¼ "	Plate for thumb-turn, Tee or lever handle
PC812	3¼ x 1⅜ "	Key plate for all locks
PC854	8½ x 2⅞ "	Cup for all sliding door locks
PC315	12⅝ x 3⅜ "	Handle for latches No. 400 series
PC310	15 x 3½ "	" " locks No. 405 series
PC314	" "	" " " Nos. 414¼, 428 and 472¼ series

List number of lock to be associated with escutcheons must always be specified.
For escutcheons with thumb-turns add ½ to list number.



No. PC812



No. PC854

Other pieces

PC53	6⅛ x 2 inches	Bolt, mortise single extension
PC1507	2½ x 8½ "	Letter drop plate
PC1517	" "	Inside plate for above
PC1527	" "	Hood for above
PC1420	6 x 2 "	Pull, bell
PC552	12⅝ x 3⅜ "	Pull, door
PC554	" "	" "
PC1413	4½ x 1½ "	Push button
PC1416	6⅛ x 2 "	" "
PC1417	7½ x 2½ "	" "

When ordering give list number (in the case of escutcheons also lock number) and finish. For finishes see page 91.



No. PC1420

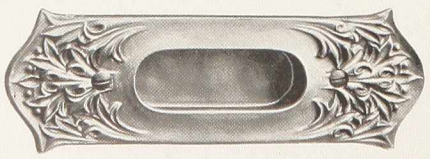

No. PC1349

Cluny Design



No. PC552



No. PC802



No. PC53

Other pieces—continued

No.	Size	Description
PC1730	8½ x 2½ inches	Push plate
	13⅝ x 3⅜ "	" "
	14½ x 3⅜ "	" "
	18 x 3¾ "	" "
	20⅛ x 4⅛ "	" "
PC1362	1⅝ x 5½ "	Sash lift, bar
PC1360	2¼ x 7¼ "	" " "
PC1348	1⅝ x 4½ "	" " flush
PC11348	" "	" " " locking
PC1349	2 x 6 "	" " "
PC1246	1⅝ x 3¼ "	Sash socket
PC1386	3¼ x 1¼ "	Shutter bar

Cabinet hardware

PC1098	1½ x 5⅛ inches	Drawer pull, drop
PC1099	2 x 6 "	" " "
PC1952	5⅞ x 5⅞ x 1½ ins.	Hinge plate, top and bottom
	15⅛ x 12 x 3⅜ "	" " " " "
	18 x 14¾ x 3⅜ "	" " " " "
PC1969	15 x 3½ inches	" " middle
PC802	1½ x 3¼ "	Key plate for bit key locks
PC803	3¼ x 1½ "	" " " " " "
PC804	1½ x 3¼ "	" " " " flat key "

Locks in sets

PC1785	**Inside doors**	Lock 1620 (page 199), knobs PC35, 2 escutcheons PC86
PC2186	" "	Lock 1500 (page 202), knobs PC35, 2 escutcheons PC87
PC2886	" "	Lock 1402 (page 207), knobs PC35, 1 escn. each PC87 and PC87½
PC3286	**Communicating**	Lock 1535 (page 192), knobs PC35, 1 escn. each PC87 and PC87½
PC3686	"	Lock 1525 (page 193), knobs PC35, 2 escutcheons PC87½
PC139	**Sliding doors**	Lock 1706 (page 215), 2 cups PC854
PC149	" "	Lock 1716 (page 215), 4 cups PC854
PC159	" "	Lock 1726 (page 215), 4 cups PC854
PC8386	**Vestibule doors**	Lock 790 (page 222), knobs PC36, 1 escn. each PC91 and PC87
PC8286	**Front doors**	Lock 750 (page 222), knobs PC36, 1 escn. each PC91 and PC87½
PC8520	**Store doors**	Lock 405 (page 231), 1 pair handles PC310
PC9495	" "	Lock 432¼ (page 230), 1 pair handles PC314

When ordering give list number (in the case of escutcheons also lock number), size and finish. For finishes see page 91.

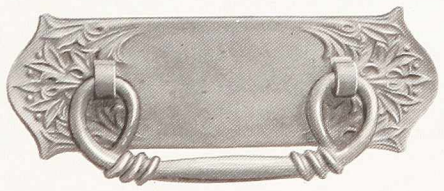

No. PC1099



No. PC314



No. PC1416



No. JE1969



No. JE9803



No. OG1425

Elne Design

Symbol JE

Cast bronze, brass and iron

Appropriate finishes

CX22 . . Old copper SX52 . . Oxidized silver
FX80 . . Bower-Barff

For description of finishes see page 91.

Cabinet hardware

No.	Size	Description
JE1094	1½ ins. base	Drawer pull, ring
JE1097	2 x 3⅝ inches	" " drop
JE1099	1¼ x 5 "	" " " "
JE1975	5 x 4¾ x ⅞ ins.	Hinge plate, corner
JE1969	7⅞ x 1¾ inches	" " middle
JE1952	9¼ x 6⅜ x 1⅝ ins.	" " top and bottom
	10 x 5⅞ x 1⅜ "	" " " " " "
JE802	1 x 2⅜ inches	Key plate for bit key locks
JE4803	2⅜ x 1 "	" " " " " " "
JE9803	7⅛ x 1⅝ "	" " " " " " "
JE804	1 x 2⅜ "	" " " " flat key "
JE805	2⅜ x 1 "	" " " " " " "

When ordering give list number, size, hand and finish.



Gueret Design

Symbol OG

Cast bronze, brass and iron

Appropriate finishes

AZ10 . . . Buffed brass BX67 . . Verde antique
CX22 . . Old copper FX80 . . Bower-Barff

For description of finishes see page 91.

Handles

No.	Size	Description
OG314	25⅝ x 4½ inches	Handle for locks Nos. 414¼ 428 and 472¼ series

Other pieces

OG1425	8½ x 6⅝ inches	Door knocker
OG1952	20 x 27 x 4⅜ ins.	Hinge plate, top
OG1955	16¾ x 29¼ x 7 "	" " bottom
OG1969	25 x 4¼ inches	" " middle

Locks in sets

OG9560	Store doors	Lock 432¼ (page 230), 1 pair handles OG314

When ordering give list number and finish.
For finishes see page 91.

No. OG314

YALE

Jarnac Design

Symbol NJ

Cast bronze, brass and iron

Appropriate finishes

CX22 . . . Old copper SX52 . Oxidized silver
FX80 . . Bower-Barff

For description of finishes see page 91.



No. NJ1969



No. NJ803

Cabinet hardware

No.	Size	Description
NJ1099	1⅝ x 3¾ inches	Drawer pull, drop
NJ1969	3⅞ x 1⅝ "	Hinge plate, middle
NJ1952	3⅞ x 3 x 1⅝ ins.	" " top and bottom
NJ802	1⅞ x ⅝ inches	Key plate for bit key locks
NJ803	2⅛ x 2⅛ "	" " " " " "
NJ805	1¾ x 1¾ "	" " " " flat key "

When ordering give list number and finish. For finishes see page 91.



No. NJ805



No. NJ1952



No. NJ1099



No. NJ1952

Lagrasse Design

Symbol QL

Cast bronze, brass and iron

Appropriate finishes

CX22 . . . Old copper GX10 . . . . Gold
SX52 . Oxidized silver FX80 . . Bower-Barff

For description of finishes see page 91.



No. QL1968



No. QL1968

Cabinet hardware

No.	Size	Description
QL1099	1⅞ x 3¾ inches	Drawer pull, drop
QL1968	6 x 1¾ "	Hinge plate, middle
QL802	1⅝ x 4⅛ "	Key plate for bit key locks
QL803	4⅛ x 1⅝ "	" " " " " "
QL804	1⅝ x 4⅛ "	" " " flat key "
QL805	4⅛ x 1⅝ "	" " " " " "

When ordering give list number and finish. For finishes see page 91.



No. QL1099



No. QL802

Nimes Design

Symbol KN

Cast bronze, brass and iron

Appropriate finishes

AZ10 . . . Buffed brass CX22 . . . Old copper

FX80 . . Bower-Barff

For description of finishes see page 91.



Nos. KN90 and KN37



No. KN1416



No. KN854

Knobs

No.	Size	Description
KN37	2½ x 2½ inches	Door knob with No. 0 (high) shank
KN433	1¾ ins. diam.	" " " closet spindle
KN31¼	1¼ " "	Drawer knob with bolt and washer
KN31¾	" " "	Shutter " " wood screw

Escutcheons and handles

KN87	8½ x 2½ inches	Plate for 3½ to 4½ in. locks
KN88	9 x 2½ "	" " 4¾ " 5 " "
KN89	10 x 2¾ "	" " 5 " 7½ " "
KN90	11 x 3½ "	" " 5 " 7½ " "
KN854	8 x 3 "	Cup for all sliding door locks
KN315	9 x 2½ "	Handle for latches No. 400 series
KN314	15 x 3 "	Handle for locks Nos. 414¼, 428 and 472¼ series
KN5534	15¾ x 2¾ "	Handle for locks Nos. 414¼, 428 and 472¼ series (page 367)

List number of lock to be associated with escutcheons must always be specified. For escutcheons with thumb-turns add ½ to list number.

Other pieces

KN1099	1⅝ x 4½ inches	Drawer pull, drop
KN1952	17¾ x 13¼ x 4 "	Hinge plate, top and bottom
KN1968	13¾ x 13 x 4 "	" " middle, with arm
KN554	11 x 3½ "	Pull, door
KN595	16½ x 3½ "	" "
KN1416	4¾ x 2½ "	Push button
KN1730	11 x 3½ "	Push plate
	14 x 3¼ "	" "
	16½ x 3½ "	" "
KN1344	1½ x 3 "	Sash lift, flush
KN1348	2 x 3½ "	" " "
KN11348	" "	" " " locking

Locks in sets

KN2185	**Inside doors**	Lock 1500, KN37, 2 KN87
KN137	**Sliding doors**	Lock 1706, 2 cups KN854
KN147	" "	Lock 1716, 4 cups KN854
KN157	" "	Lock 1726, 4 cups KN854
KN8389	**Vestibule doors**	Lock 790, KN37, 2 KN90
KN8289	**Front doors**	Lock 750, KN37, 1 KN90 & KN90½
KN9490	**Store doors**	Lock 432¼, 1 pair handles KN314

When ordering give list number (in the case of escutcheons also lock number), size and finish. For finishes see page 91.



No. KN1099



No. KN314



Nos. KN87 and KN37

Realmont Design

Symbol JR

Cast bronze, brass and iron

Appropriate finishes

CX22 . . . Old copper SX52 . Oxidized silver
FX80 . . Bower-Barff

For description of finishes see page 91.



Nos. JR90 and JR36



No. JR554

Knobs

No.	Size	Description
JR37	2½ x 2½ inches	Door knob with No. 0 (high) shank
JR36	2½ x 2¼ "	" " " " " "
JR35	2¼ x 2¼ "	" " " " " " "
JR433	1¾ ins. diam.	" " " closet spindle
JR31½	1¼ " "	" " " mortise bolt spindle
JR30¼	1⅛ " "	Drawer knob with bolt and washer
JR30¾	" " "	Shutter " " wood screw

Escutcheons and handles

JR181	6¼ x 1⅞ inches	Plate for locks No. 1600 series *only*
JR181½	" "	" " " " 1605 " "
JR87	7¾ x 2½ "	" " 3½ to 4¼ in. locks
JR88	9 x 3 "	" " 4¼ " 5 " "
JR90	12 x 3½ "	" " 5 " 7½ " "
JR6455	4 x 1⅜ "	" " thumb-turn, etc.
JR812	2 x 1⅛ "	Key plate for all locks
JR854	9 x 3⅛ "	Cup for all sliding door locks
JR310	15¾ x 3½ "	Handle for locks No. 405 series
JR314	" "	" " " Nos. 414¼, 428 and 472¼ series

List number of lock to be associated with escutcheons must always be specified. For escutcheons with thumb-turns add ½ to list number.

Other pieces

No.	Inches	Description	No.	Inches	Description
JR53	6⅛ x 1⅞	Bolt, extension	JR1416	7⅛ x 2½	Push button
JR58	7 x 2½	" "	JR1730	15¾ x 3½	Push plate
JR1099	1⅞ x 5⅛	Drawer pull, drop		19 x 3½	" "
				24¼ x 5⅛	" "
JR1505	2½ x 7¾	Letter drop plate	JR1735	14 x 4	" "
			JR1365	2¼ x 7⅝	Sash lift, bar
JR1525	2½ x 8	Hood for above	JR1349	1¾ x 4	" " flush
JR552	11¾ x 3½	Pull, door	JR11349	"	" "locking
JR554	15¾ x 3½	" "	JR1386	2 x 3	Shutter bar



No. JR854

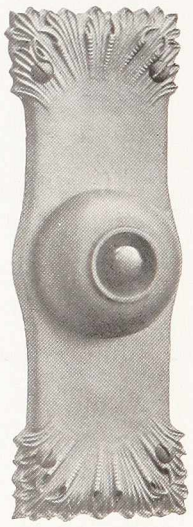

No. JR1416

Locks in sets

JR2185	**Inside doors**	Lock 1500, JR35, 2 JR87
JR139	**Sliding doors**	Lock 1706, 2 cups JR854
JR149	" "	Lock 1716, 4 cups JR854
JR159	" "	Lock 1726, 4 cups JR854
JR8389	**Vestibule doors**	Lock 790, JR36, 2 JR90
JR8289	**Front doors**	Lock 750, JR36, 1 each JR90 and JR90½
JR9490	**Store doors**	Lock 432¼, 1 pair handles JR314

When ordering give list number (in the case of escutcheons also lock number), size and finish. For finishes see page 91.



No. JR1099

Rokeby Design

Symbol HR

Cast bronze, brass and iron

Appropriate finishes

BX61 . . . Verde antique CX22 . . . Old copper
FX80 . . Bower-Barff

For description of finishes see page 91.



Nos. HR89 and HR36

Knobs

No.	Size	Description
HR37	2½ x 2½ inches	Door knob with No. 0 (high) shank
HR36	2½ x 2¼ "	" " " " " "
HR35	2¼ x 2¼ "	" " " " " "
HR433	1¾ ins. diam.	" " " closet spindle
HR31¼	1¼ " "	Drawer knob with bolt and washer
HR31¾	" " "	Shutter " " wood screw

Escutcheons and handles

HR181	6⅜ x 1⅞ inches	Plate for locks No. 1600 series *only*
HR181½	" "	" " " " 1605 " "
HR84	6½ x 2⅝ "	" " 3½ in. locks *only*
HR87	8 x 2½ "	" " 3¾ to 4¾ in. locks
HR89	11 x 3 "	" " 5 " 7½ " "
HR90	12¼ x 3 "	" " 5 " 7½ " "
HR812	2 x 1¼ "	Key plate for all locks
HR854	8 x 2½ "	Cup for all sliding door locks
HR314	14⅞ x 3 "	Handle for locks Nos. 414¼, 428 and 472¼ series

List number of lock to be associated with escutcheons must always be specified. For escutcheons with thumb-turns add ½ to list number.

Other pieces

HR53	6 x 1¾ inches	Bolt, mortise single extension
HR1507	2½ x 9¼ "	Letter drop plate
HR1527	2½ x 7¾ "	Hood for above
HR1413	4⅝ x 2⅛ "	Push button
HR1730	10¾ x 3 "	Push plate
	13 x 3 "	" "
HR1360	2¼ x 7½ "	Sash lift, bar
HR1348	1⅞ x 4⅛ "	" " flush
HR1349	2⅛ x 4⅝ "	" " "



No. HR314



No. HR854

Locks in sets

HR1783	**Inside doors**	Lock 1620, HR35, 2 HR84
HR2185	" "	Lock 1500, HR35, 2 HR87
HR137	**Sliding doors**	Lock 1706, 2 cups HR854
HR147	" "	Lock 1716, 4 cups HR854
HR157	" "	Lock 1726, 4 cups HR854
HR8389	**Vestibule doors**	Lock 790, HR36, 2 HR89
HR8289	**Front doors**	Lock 750, HR36, 1 HR89 & HR89½
HR9490	**Store doors**	Lock 432¼, 1 pair handles HR314

When ordering give list number (in the case of escutcheons also lock number), size and finish. For finishes see page 91.



No. HR53

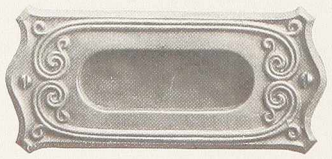

No. HR1349

YALE

Cuts third size

Touraine Design

Symbol MT

Cast bronze, brass and iron

Appropriate finishes

CX22 . . . Old copper SX52 . Oxidized silver
FX80 . . Bower-Barff

For description of finishes see page 91.



Nos. MT90 and MT36



No. MT580

Knobs and roses

No.	Size	Description
MT37	2½ x 2½ inches	Door knob with No. 0 (high) shank
MT36	2½ x 2¼ "	" " " " " "
MT35	2¼ x 2¼ "	" " " " " "
MT223	2¼ ins. diam.	Rose with No. 0 (high) thimble

Escutcheons and handles

MT181	5⅛ x 1⅜ inches	Plate for locks No. 1600 series *only*
MT181½	" "	" " " " 1605 " "
MT85	7 x 2½ "	" " 3½ to 4½ in. locks
MT90	11 x 3 "	" " 4¾ " 7½ " "
MT3005	2⅞ x ¾ "	" " thumb-turn, Tee or lever handle
MT812	2 x 1 "	Key plate for all locks
MT854	6⅞ x 2⅞ "	Cup for all sliding door locks
MT315	10½ x 3⅞ "	Handle for latches No. 400 series
MT314	16 x 4 "	Handle for locks Nos. 414¼, 428 and 472¼ series

List number of lock to be associated with escutcheons must always be specified. For escutcheons with thumb-turns add ½ to list number.



No. MT812

Other pieces

MT1099	1½ x 4 inches	Drawer pull, drop
MT1958	9 x 9 x 1½ ins.	Hinge plate, corner
	15 x 15 x 3⅞ "	" " "
MT580	16 x 4 inches	Pull, door
MT1416	4⅛ x 2½ "	Push button
MT1730	11 x 3 "	Push plate
	13½ x 3⅞ "	" "
	16 x 4 "	" "
MT1344	2 x 3½ "	Sash lift, flush



No. MT854

Locks in sets

MT1785	Inside doors	Lock 1620 (page 199), knobs MT35, 2 escutcheons MT85
MT2185	" "	Lock 1500 (page 202), knobs MT35, 2 escutcheons MT85
MT2885	" "	Lock 1402 (page 207), knobs MT35, 1 escn. each MT85 and MT85½

When ordering give list number (in the case of escutcheons also lock number), size and finish. For finishes see page 91.



No. MT1416



No. MT1344

Cuts third size

YALE

Touraine Design



No. MT314

Locks in sets—continued

Set No.		Description
MT3285	**Communicating**	Lock 1535 (page 192), knobs MT35, 1 escn. each MT85 and MT85½
MT3685	"	Lock 1525 (page 193), knobs MT35, 2 escutcheons MT85½
MT137	**Sliding doors**	Lock 1706 (page 215), 2 cup escutcheons MT854
MT147	" "	Lock 1716 (page 215), 4 cup escutcheons MT854
MT157	" "	Lock 1726 (page 215), 4 cup escutcheons MT854
MT8389	**Vestibule doors**	Lock 790 (page 222), knobs MT36, 2 escutcheons MT90
MT8289	**Front doors**	Lock 750 (page 222), knobs MT36, 1 escutcheon MT90 and MT90½
MT9500	**Store doors**	Lock 432¼ (page 230), 1 pair handles MT314

When ordering give list number (in the case of escutcheons also lock number) and finish. For finishes see page 91.



No. MT1099



Nos. MT85 and MT35



No. KT803

Targon Design

Symbol KT

Cast bronze, brass and iron

Appropriate finishes

CX22 . . . Old copper FX80 . . . Bower-Barff

For description of finishes see page 91.



No. KT1969

Cabinet hardware

No.	Size	Description
KT1099	1¾ x 4⅛ inches	Drawer pull, drop
KT1969	4⅛ x 3½ "	Hinge plate, middle
	4⅛ x 1½ "	" " "
KT803	2⅞ x 1⅞ "	Key plate for bit key locks
KT805	" "	" " " flat key "
KT180	4⅛ x 1½ "	Plate for lock No. 269 *only*

When ordering give list number, size and finish. For finishes see page 91.



No. KT1969



No. KT1099

Valence Design

Symbol KV

Cast bronze, brass and iron

Appropriate finishes

CX22 . . . Old copper SX52 . Oxidized silver
FX80 . . Bower-Barff

For description of finishes see page 91.



No. KV4802



No. KV1969
6⅛ x 1¼ inches

Cabinet hardware

No.	Size	Description
KV30¼	1⅛ ins. diam.	Drawer knob with bolt and washer
KV30¾	" " "	Shutter " " wood screw
KV1097	1⅛ x 3½ inches	Drawer pull, drop
KV1099	1⅜ x 5⅞ "	" " "
KV1969	6⅛ x 1¼ "	Hinge plate, middle
	6 x 1½ "	" " "
	10⅛ x 1¾ "	" " "
KV1952	5⅞ x 5¼ x 1¼ ins.	" " top and bottom
KV803	1⅛ x 3½ inches	Key plate for bit key locks
KV3802	2 x 1 "	" " " " " " "
KV4802	2¾ x ⅞ "	" " " " " " "
KV5802	3½ x 1⅛ "	" " " " " " "
KV180	5⅝ x 1⅝ "	Plate for lock No. 269 *only*

When ordering give list number, size and finish. For finishes see page 91.



No. KV1952



No. KV1099

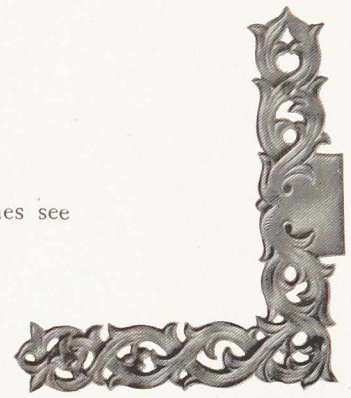

No. KV1952

Vence Design

Symbol VV

Cast bronze, brass and iron

Appropriate finishes

CX22 . . . Old copper SX52 . Oxidized silver
FX80 . . Bower-Barff

For description of finishes see page 91.



No. VV802



No. VV803

Cabinet hardware

No.	Size	Description
VV1094	2⅞ x 1⅜ inches	Drawer pull, ring
VV1099	1⅜ x 3¾ "	" " drop
VV1969	3½ x 1⅝ "	Hinge plate, middle
VV802	1¾ x 1½ "	Key plate for bit key locks
VV803	1⅜ x 3¾ "	" " " " " " "

When ordering give list number and finish. For finishes see page 91.



No. VV1969



No. VV1969

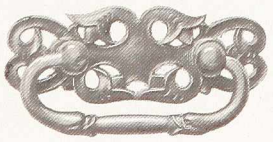

No. VV1099

Cuts third size

YALE

Cuts third size

Designs with Emblems

IT IS often found desirable to indicate the character of a building by introducing one or more appropriate emblems upon the knobs, escutcheons, etc.

This is especially true of buildings of Masonic and other lodges, for clubs, societies, etc., in which case the emblems of regalia, badges, etc., can be availed of. Also of municipal, state or government buildings, where the coat of arms or public seal may be introduced, and of buildings for railroad companies, banks, etc., where the name or seal of the corporation is frequently utilized.

We invite inquiries and correspondence relating to the production of this class of work, for which we have unequalled facilities. Sketches will be furnished in accordance with clients' ideas or requirements, or we will elaborate sketches sent to us and submit models if desired.

Masonic Emblems

Applied to the Beaumont Design

See also page 725



Nos. BVB89 and KVB37

With square and compass

No.	Size	Description
AVB37	2½ x 2½ inches	Door knob with No. 0 (high) shank
AVB36	2½ x 2¼ "	" " " " " "
AVB35	2¼ x 2¼ "	" " " " " "
AVB89	10⅜ x 3⅜ "	Plate for locks *not exceeding* 5½ ins.

With keystone

BVB35	2¼ x 2¼ inches	Door knob with No. 0 (high) shank
BVB89	10⅜ x 3⅜ "	Plate for locks *not exceeding* 5½ ins.

With all-seeing eye and altar

CVB89	10⅜ x 3⅜ inches	Plate for locks *not exceeding* 5½ ins.
XCVB89	" "	Plate as above but with emblem between knob and keyhole

With angels and seal

DVB89	10⅜ x 3⅜ inches	Plate for locks *not exceeding* 5½ ins.
XDVB89	" "	Plate as above but with emblem between knob and keyhole

List number of lock to be associated with escutcheons must always be specified. For escutcheons with thumb-turns add ½ to list number.

When ordering give list number (in the case of escutcheons also lock number) and finish. For finishes see page 91.



Nos. CVB89 and AVB35

YALE

Cuts third size

Masonic Emblems



No. LVB1730

With cross and crown

No.	Size	Description
EVB35	2¼ x 2¼ inches	Door knob with No. 0 (high) shank
EVB89	10⅜ x 3⅜ "	Plate for locks *not exceeding* 5½ ins.
XEVB89	" "	Plate as above but with emblem between knob and keyhole
EVB854	" "	Cup for all sliding door locks

With double eagle

FVB37	2½ x 2½ inches	Door knob with No. 0 (high) shank
FVB89	10⅜ x 3⅜ "	Plate for locks *not exceeding* 5½ ins.
XFVB89	" "	Plate as above but with emblem between knob and keyhole
FVB854	" "	Cup for all sliding door locks

With keystone and triangle

GVB1730	20⅜ x 4⅞ inches	Push plate

Miscellaneous

HVB37	2½ x 2½ inches	Door knob with No. 0 (high) shank
HVB36	2½ x 2¼ "	" " " " " "
HVB35	2¼ x 2¼ "	" " " " " "
KVB37	2½ x 2½ "	" " " " " "
LVB1730	20⅝ x 6¼ "	Push plate
MVB1730	15¾ x 4½ "	" " (Fig. 22, page 742)
	21 x 4½ "	" "

List number of lock to be associated with escutcheons must always be specified. For escutcheons with thumb-turns add ½ to list number.

When ordering give list number (in the case of escutcheons also lock number), size and finish. For finishes see page 91.

Nos. HVB35 and H223



Nos. EVB89 and KVB37



Nos. FVB89 and FVB37



No. GVB1730



Nos. KVB37 and H223

Cuts third size

Miscellaneous



Fig. 1 Special
Plate 10½ x 2⅞ ins.
Knobs 2½ x 2½ "



Fig. 2 Dartmouth
Plate 10½ x 3 ins.
Knobs 2½ x 2½ "



Fig. 3 Jackson
Plate 9⅛ x 2¾ ins.
Knobs 2¼ x 2¼ "



Fig. 4 Special
Plate 10⅞ x 3¼ ins.
Knobs 2½ x 2½ "



Fig. 5 Stratford
Plate 15 x 3½ ins.
Knobs 2¼ x 2¼ "



Fig. 6 Special
Plate 13 x 4⅜ ins.
Grip 5½ "



Fig. 7 Special
Plate 13 x 3⅛ ins.
Knobs 2½ x 2½ "



Fig. 8 Special
Plate 15 x 3½ ins.
Knobs 2½ x 2½ "

Above are a few examples of this special work for which we have unequalled facilities.

YALE

Miscellaneous



Fig. 9 Special
Plate 11¼ x 3 ins.
Knobs 2⅞ x 1¾ "



Fig. 10 Vigone
Plate 10¾ x 3½ ins.
Knobs 2½ x 2½ "



Fig. 11 Stonington
Plate 11 x 2¾ ins.
Knobs 2¼ x 2¼ "



Fig. 12 Special
Plate 11⅞ x 4 ins.
Knobs 2½ x 2½ "



Fig. 13 Special
Plate 16½ x 4⅛ ins.
Grip 6⅞ "



Fig. 14 Special
Plate 13 x 3 ins.
Knobs 2½ x 2½ "



Fig. 15 Special
Plate 12 x 3⅜ ins.
Knobs 2½ x 2½ "



Fig. 16 Special
Plate 12⅞ x 3 ins.
Knobs 2½ x 2½ "

Above are a few examples of this special work for which we have unequalled facilities.

YALE

Miscellaneous



Fig. 17 Nemours
Plate 21⅜ x 4 ins.



Fig. 18 Special
Plate 12¾ x 3 ins.
Knobs 2½ x 2½ "



Fig. 19 Special
Plate 15 x 3⅛ ins.
Knobs 2½ x 2½ "



Fig. 22 Beaumont
Plate 21 x 4⅞ ins.



Fig. 20 Amboise
Plate 12 x 2½ ins.
Grip 6 "



Fig. 21 Special
Plate 11¾ x 3 ins.
Knobs 2½ x 2½ "

Above are a few examples of this special work for which we have unequalled facilities.

YALE

Designs

Continued

THE Plain Designs shown on pages 744 to 801 include cast and wrought bronze and wrought steel as follows:

GT	Cast bronze, round corners and edges	744
GR	" " square corners and beveled edges	754
GN	" " " " " abrupt beveled edges	764
DT	Wrought bronze, reversed, round corners and edges	768
DR	Solid rolled bronze, square corners and beveled edges	778
DP	Wrought bronze, reversed, square corners and beveled edges	788
BT	" steel, " round corners and edges	790
BR	Solid rolled steel, square corners and beveled edges	796
BP	Wrought steel, reversed, square corners and beveled edges	800

The Ornamental Designs, while not of as high a grade as those which precede them, are carefully executed and are intended for inexpensive and medium work, and are especially suitable for carrying in stock by the hardware trade.

They are made in wrought bronze and wrought steel and cast iron, arranged alphabetically by name of design as follows:

Design	Bronze	Steel	Iron	Design	Bronze	Steel	Iron
Arcadian	802	828	...	Meridian	814	...	...
Bothnian	804	...	...	Monaco	...	...	848
Dorian	806	830	...	Nubian	816	838	...
Florian	...	831	...	Olympian	818	...	...
Hellenian	808	...	...	Pasco	...	...	850
Ionian	810	834	...	Pavian	820	...	...
Jennico	...	...	844	Rubian	822	...	...
Lydian	812	836	...	Syrian	824	840	...
Marathon	...	...	846	Tyrian	826	842	...

Designs of higher grade, arranged by Schools, will be found on pages 497 to 742 with introductory article on page 496.

GT Design

Round corners and round edges

Also made in Cast Brass and in Bower-Barffed Iron

For list and description of finishes see page 91



Nos. GT89 and D36



Nos. GT188 and D135

Knobs and roses

No.	Size	Description
X135	2¼ x 2¼ inches	Wood knob with No. 1 (low) shank
X105	" "	" " " " " "
D115	" "	Band " " " " "
D125	" "	Bead " " " " "
D25	" "	" " " No. 0 (high) "
D37	2½ x 2½ "	Spheroid knob with No. 0 (high) shank
D36	2½ x 2¼ "	" " " " " "
D35	2¼ x 2¼ "	" " " " " "
D137	2½ x 2½ "	Spheroid knob with No. 1 (low) shank
D136	2½ x 2¼ "	" " " " " "
D135	2¼ x 2¼ "	" " " " " "
H223	2¼ ins. diam.	Rose with No. 0 (high) thimble
D323	" " "	" " No. 1 (low) "

For other knobs which may be associated with this design see pages 389 to 396.



Nos. D125 and D323



No. GT820



Nos. GT185 and D135

Escutcheons

GT181	4½ x 1	inches	For locks No. 1600 series *only*
GT181½	"	"	" " " 1605 " "
GT82	5½ x 1⅝	"	With No. 0 thimble for 3½ in. locks *only*
GT182	"	"	" No. 1 " " " " " "
GT83	6 x 2	"	With No. 0 thimble for 3½ to 4½ in. locks
GT183	"	"	" No. 1 " " " " " " "
GT84	6½ x 2⅛	"	With No. 0 thimble for 3½ to 5 in. locks
GT184	"	"	" No. 1 " " " " " " "
GT85	7 x 2¼	"	With No. 0 thimble for 3½ to 5½ in. locks
GT185	"	"	" No. 1 " " " " " " "
GT86	7½ x 2¼	"	With No. 0 thimble for 3½ to 6 in. locks
GT186	"	"	" No. 1 " " " " " "
GT88	9 x 2½	"	With No. 0 thimble for 5 to 7½ in. locks
GT188	"	"	" No. 1 " " " " " "
GT89	10 x 2¾	"	With No. 0 thimble for 5 to 7½ in. locks
GT189	"	"	" No. 1 " " " " " " "
GT90	11 x 2¼	"	With No. 0 thimble for 5 to 7½ in. locks
GT91	12 x 2¼	"	" " " " " " " " "
GT92	12 x 3	"	" " " " " " " " "
GT812	1¾ x 1 1/16	"	Key plate for all locks
GT813	2 x 1½	"	" " " " " "
GT820	2⅝ x 1⅛	"	" " " " " " No. 1402 series *only*
GT2854	6 x 2½	"	Cup for all sliding door locks
GT3854	7 x 2½	"	" " " " " "
GT4854	8 x 3	"	" " " " " "
GT870	10 x 3½	"	Cup for locks 1734¼ and 1744 (out)

List number of lock to be associated with escutcheons must always be specified.
For escutcheons with thumb-turns add ½ to list number.
For other pieces which may be associated with this design see pages 287 to 494.



No. GT2854

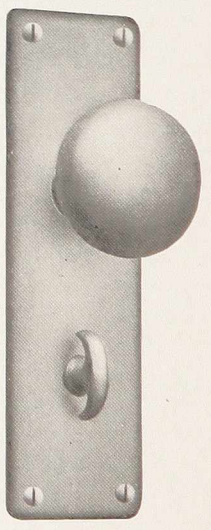

Nos. GT186½ and D135

When ordering give list number (in the case of escutcheons also lock number) and finish. For finishes see page 91.

GT Design

Round corners and round edges



Lock No. 802
(Set No. GT 10050)



Lock No. 882
(Set No. GT732)



Lock No. 881
(Set No. GT1052)

Locks in sets for inside doors

No. 802 lock

Case 3⅝ x 3¼ x ⅝ inches — Bronze front and bolts
Backset 2½ inches — 1 lever-tumbler: Solid steel key
For full description of lock see page 196

Set No.	Description						
GT10050	X135	wood	knobs,	GT182	escutcheons	5½ x 1⅝	inches
GT10055	X105	"	"	"	"	"	"
GT430	D115	band	"	"	"	"	"
GT440	D125	bead	"	"	"	"	"
GT10051	X135	wood	"	GT183	escutcheons	6 x 2	inches
GT10056	X105	"	"	"	"	"	"
GT432	D115	band	"	"	"	"	"
GT442	D125	bead	"	"	"	"	"
GT452	D135	spheroid	"	"	"	"	"

No. 800 lock (page 196), 3 lever-tumblers, may be substituted for No. 802 in the above sets at an additional price. Add ¾ to set number.

No. 882 lock

Steel case 3½ x 3¼ x ½ inches — Bronze front and bolts: Easy-spring latch bolt
Backset 2⅝ inches — 1 *cast* lever-tumbler: Solid steel key
For full description of lock see page 198

Set No.	Description						
GT10060	X135	wood	knobs,	GT182	escutcheons	5½ x 1⅝	inches
GT10065	X105	"	"	"	"	"	"
GT730	D115	band	"	"	"	"	"
GT740	D125	bead	"	"	"	"	"
GT10061	X135	wood	"	GT183	escutcheons	6 x 2	inches
GT10066	X105	"	"	"	"	"	"
GT732	D115	band	"	"	"	"	"
GT742	D125	bead	"	"	"	"	"
GT752	D135	spheroid	"	"	"	"	"

No. 881 lock

Same as No. 882 but with 1 *steel* lever-tumbler

Set No.	Description						
GT10070	X135	wood	knobs,	GT182	escutcheons	5½ x 1⅝	inches
GT10075	X105	"	"	"	"	"	"
GT1030	D115	band	"	"	"	"	"
GT1040	D125	bead	"	"	"	"	"
GT10071	X135	wood	"	GT183	escutcheons	6 x 2	inches
GT10076	X105	"	"	"	"	"	"
GT1032	D115	band	"	"	"	"	"
GT1042	D125	bead	"	"	"	"	"
GT1052	D135	spheroid	"	"	"	"	"

No. 880 lock (page 198), 3 lever-tumblers, may be substituted for No. 881 in the above sets at an additional price. Add ¾ to set number.

When ordering give lock-set number and finish.
For finishes see page 91.

GT Design

Round corners and round edges



Lock No. 821
(Set No. GT1652)

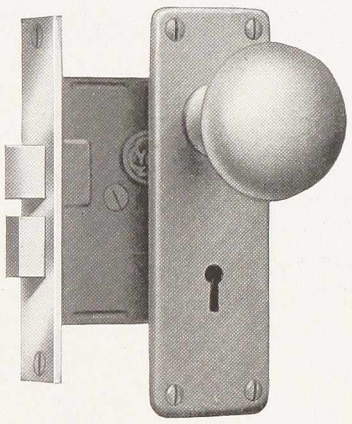

Lock No. 1620
(Set No. GT1782)

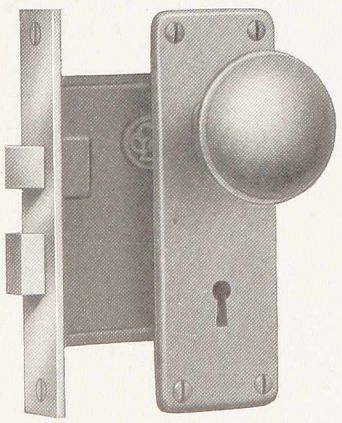

Lock No. 831
(Set No. GT2042)

Locks in sets for inside doors

No. 821 lock

Case 3½ x 3⅝ x ½ inches — Bronze front and bolts: Easy-spring latch bolt
Backset 2¾ inches — 1 lever-tumbler: Solid steel key
For full description of lock see page 197

Set No.	Description
GT1630	D115 band knobs, GT182 escutcheons 5½ x 1⅝ inches
GT1640	D125 bead " " " " " "
GT1632	D115 band " GT183 escutcheons 6 x 2 inches
GT1642	D125 bead " " " " " "
GT1652	D135 spheroid " " " " " "
GT1643	D125 bead " GT184 escutcheons 6½ x 2⅛ inches
GT1653	D135 spheroid " " " " " "

No. 820 lock (page 197), 3 lever-tumblers, may be substituted for No. 821 in the above sets at an additional price. Add ¾ to set number.

No. 1620 lock

Case 3½ x 3¼ x ⅝ inches — Bronze front and bolts: Easy-spring latch bolt
Backset 2¾ inches — 3 lever-tumblers: Solid steel key
For full description of lock see page 199

Set No.	Description
GT1742	D125 bead knobs, GT183 escutcheons 6 x 2 inches
GT1752	D135 spheroid " " " " " "
GT1772	D25 bead " GT83 " " " "
GT1782	D35 spheroid " " " " " "
GT1743	D125 bead " GT184 escutcheons 6½ x 2⅛ inches
GT1753	D135 spheroid " " " " " "
GT1773	D25 bead " GT84 " " " "
GT1783	D35 spheroid " " " " " "
GT1774	D25 bead " GT85 escutcheons 7 x 2¼ inches
GT1784	D35 spheroid " " " " " "

No. 831 lock

Case 4 x 3½ x ⅝ inches — Bronze front and bolts: Easy-spring latch bolt
Backset 2½ inches — 1 lever-tumbler: Solid steel key
For full description of lock see page 203

Set No.	Description
GT2032	D115 band knobs, GT183 escutcheons 6 x 2 inches
GT2042	D125 bead " " " " " "
GT2052	D135 spheroid " " " " " "
GT2043	D125 bead " GT184 escutcheons 6½ x 2⅛ inches
GT2053	D135 spheroid " " " " " "
GT2044	D125 bead " GT185 escutcheons 7 x 2¼ inches
GT2054	D135 spheroid " " " " " "

No. 830 lock (page 203), 3 lever-tumblers, may be substituted for No. 831 in the above sets at an additional price. Add ¾ to set number.

When ordering give lock-set number and finish.
For finishes see page 91.

GT Design

Round corners and round edges



Lock No. 1500
(Set No. GT2184)



Lock No. 841
(Set No. GT2342)



Lock No. 851
(Set No. GT2554)

Locks in sets for inside doors

No. 1500 lock

Case 4¼ x 3½ x ⅝ inches — Bronze front and bolts: Easy-spring latch bolt
Backset 2¾ inches — 3 lever-tumblers: Solid steel key
For full description of lock see page 202

Set No.	Description
GT2142	D125 bead knobs, GT183 escutcheons 6 x 2 inches
GT2152	D135 spheroid " " " " " "
GT2172	D25 bead " GT83 " " "
GT2182	D35 spheroid " " " " " "
GT2143	D125 bead " GT184 escutcheons 6½ x 2⅛ inches
GT2153	D135 spheroid " " " " " "
GT2173	D25 bead " GT84 " " "
GT2183	D35 spheroid " " " " " "
GT2174	D25 bead " GT85 escutcheons 7 x 2¼ inches
GT2184	D35 spheroid " " " " " "
GT2175	D25 bead " GT86 escutcheons 7½ x 2¼ inches
GT2185	D35 spheroid " " " " " "

No. 841 lock

Case 4½ x 3½ x ⅝ inches — Bronze front and bolts: Easy-spring latch bolt
Backset 2½ inches — 1 lever-tumbler: Solid steel key
For full description of lock see page 203

Set No.	Description
GT2342	D125 bead knobs, GT183 escutcheons 6 x 2 inches
GT2352	D135 spheroid " " " " " "
GT2343	D125 bead " GT184 escutcheons 6½ x 2⅛ inches
GT2353	D135 spheroid " " " " " "
GT2344	D125 bead " GT185 escutcheons 7 x 2¼ inches
GT2354	D135 spheroid " " " " " "

No. 840 lock (page 203), 3 lever-tumblers, may be substituted for No. 841 in the above sets at an additional price. Add ¾ to set number.

No. 851 lock

Case 5 x 3⅞ x ⅝ inches — Bronze front and bolts: Easy-spring latch bolt
Backset 3 inches — 1 lever-tumbler: Solid steel key
For full description of lock see page 206

Set No.	Description
GT2543	D125 bead knobs, GT184 escutcheons 6½ x 2⅛ inches
GT2553	D135 spheroid " " " " " "
GT2544	D125 bead " GT185 escutcheons 7 x 2¼ inches
GT2554	D135 spheroid " " " " " "
GT2545	D125 bead " GT186 escutcheons 7½ x 2¼ inches
GT2555	D135 spheroid " " " " " "

No. 850 lock (page 206), 3 lever-tumblers, may be substituted for No. 851 in the above sets at an additional price. Add ¾ to set number.

When ordering give lock-set number and finish.
For finishes see page 91.

Cast Bronze

Cuts third size

GT Design

Round corners and round edges

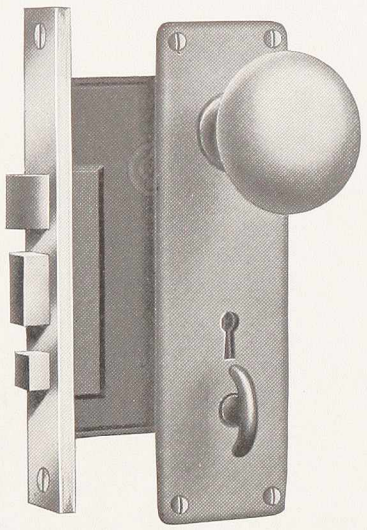

Lock No. 1402
(Set No. GT2884)

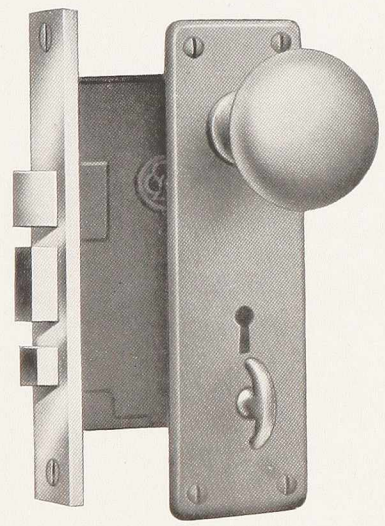

Lock No. 861
(Set No. GT2754)

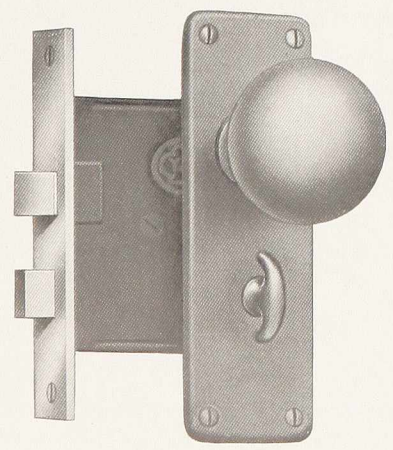

Lock No. 1519
(Set No. GT3152)

Locks in sets for inside doors

No. 1402 lock

Case 5 x 3½ x ¾ inches — Bronze front and three bolts: Easy-spring latch bolt
Backset 2¾ inches — 3 lever-tumblers: Solid steel key

For full description of lock see page 207

Set No.	Description
GT2843	D125 bead knobs, GT184 and GT184½ escns. 6½ x 2⅛ ins.
GT2853	D135 spheroid " " " " " " " "
GT2873	D25 bead " GT84 and GT84½ " " "
GT2883	D35 spheroid " " " " " " " "
GT2844	D125 bead " GT185 and GT185½ escns. 7 x 2¼ ins.
GT2854	D135 spheroid " " " " " " " "
GT2874	D25 bead " GT85 and GT85½ " " "
GT2884	D35 spheroid " " " " " " " "
GT2875	D25 bead " GT86 and GT86½ escns. 7½ x 2¼ ins.
GT2885	D35 spheroid " " " " " " " "

No. 861 lock

Case 5⅛ x 3⅜ x ⅝ inches — Bronze front and three bolts: Easy-spring latch bolt
Backset 2½ inches — 1 lever-tumbler: Solid steel key

For full description of lock see page 206

Set No.	Description
GT2743	D125 bead knobs, GT184 and GT184½ escns. 6½ x 2⅛ ins.
GT2753	D135 spheroid " " " " " " " "
GT2744	D125 bead " GT185 and GT185½ escns. 7 x 2¼ ins.
GT2754	D135 spheroid " " " " " " " "
GT2745	D125 bead " GT186 and GT186½ escns. 7½ x 2¼ ins.
GT2755	D135 spheroid " " " " " " " "

No. 860 lock (page 206), 3 lever-tumblers, may be substituted for No. 861 in the above sets at an additional price. Add ¾ to set number.

Locks in sets for communicating doors

No. 1519 lock

Case 3½ x 3½ x ⅝ inches — Bronze front and bolts
Backset 2¾ inches — Easy-spring latch bolt

For full description of lock see page 191

Set No.	Description
GT10080	X135 wood knobs, GT182 and GT182½ escns. 5½ x 1⅝ ins.
GT10085	X105 " " " " " " " " "
GT3130	D115 band " " " " " " " "
GT3140	D125 bead " " " " " " " "
GT10081	X135 wood " GT183 and GT183½ escns. 6 x 2 ins.
GT10086	X105 " " " " " " " " "
GT3132	D115 band " " " " " " " "
GT3142	D125 bead " " " " " " " "
GT3152	D135 spheroid " " " " " " " "

When ordering give lock-set number and finish.
For finishes see page 91.

YALE

Cuts third size

GT Design

Round corners and round edges



Lock No. 1529
(Set No. GT3443)

Locks in sets for communicating doors

No. 1529 lock

Case 4½ x 3⅜ x ⅝ inches — Bronze front and bolts
Backset 2¾ inches — Easy-spring latch bolt
For full description of lock see page 191

Set No.	Description
GT10090	X135 wood knobs, GT183½ escutcheons 6 x 2 inches
GT10095	X105 " " " " " "
GT3432	D115 band " " " " " "
GT3442	D125 bead " " " " " "
GT10091	X135 wood " GT184½ escutcheons 6½ x 2⅛ inches
GT10096	X105 " " " " " "
GT3433	D115 band " " " " " "
GT3443	D125 bead " " " " " "
GT3453	D135 spheroid " " " " " "



Lock No. 1535
(Set No. GT3282)

No. 1535 lock

Case 4⅜ x 3½ x ⅝ inches — Bronze front and bolts
Backset 2¾ inches — Easy-spring latch bolt
For full description of lock see page 192

Set No.	Description
GT3242	D125 bead knobs, GT183 and GT183½ escns. 6 x 2 ins.
GT3252	D135 spheroid " " " " " " "
GT3272	D25 bead " GT83 and GT83½ " " "
GT3282	D35 spheroid " " " " " " "
GT3243	D125 bead " GT184 and GT184½ escns. 6½ x 2⅛ ins.
GT3253	D135 spheroid " " " " " " "
GT3273	D25 bead " GT84 and GT84½ " " "
GT3283	D35 spheroid " " " " " " "
GT3245	D125 bead " GT186 and GT186½ escns. 7½ x 2¼ ins.
GT3255	D135 spheroid " " " " " " "
GT3275	D25 bead " GT86 and GT86½ " " "
GT3285	D35 spheroid " " " " " " "



Lock No. 1525
(Set No. GT3682)

No. 1525 lock

Case 4⅜ x 3½ x ⅝ inches — Bronze front and bolts
Backset 2¾ inches — Easy-spring latch bolt
For full description of lock see page 193.

Set No.	Description
GT3642	D125 bead knobs, GT183½ escutcheons 6 x 2 inches
GT3652	D135 spheroid " " " " " "
GT3672	D25 bead " GT83½ " " "
GT3682	D35 spheroid " " " " " "
GT3643	D125 bead " GT184½ escutcheons 6½ x 2⅛ inches
GT3653	D135 spheroid " " " " " "
GT3673	D25 bead " GT84½ " " "
GT3683	D35 spheroid " " " " " "
GT3645	D125 bead " GT186½ escutcheons 7½ x 2¼ inches
GT3655	D135 spheroid " " " " " "
GT3675	D25 bead " GT86½ " " "
GT3685	D35 spheroid " " " " " "

When ordering give lock-set number and finish.
For finishes see page 91.

Cast Bronze

Cuts third size

GT Design

Round corners and round edges



Lock No. 1715
(Set No. GT113)

Locks in sets for sliding doors
No. 1705 series

Case 5¼ x 4 x ⅝ inches — Bronze front, bolt and pull
Backset 2¾ inches — Adjustable bronze key
For full description of locks see page 214

Set No.	Description
GT103	1705 lock, 2 GT2854 cup escutcheons 6 x 2½ inches
GT113	1715 " 4 " " " " "
GT123	1725 " 4 " " " " "
GT107	1705 lock, 2 GT4854 cup escutcheons 8 x 3 inches
GT117	1715 " 4 " " " " "
GT127	1725 " 4 " " " " "

No. 1706 series

Case 5½ x 3⅜ x ¾ inches — Bronze front, bolt and pull
Backset 2¾ inches — Adjustable bronze key
For full description of locks see page 215

Set No.	Description
GT133	1706 lock, 2 GT2854 cup escutcheons 6 x 2½ ins.
GT143	1716 " 4 " " " " "
GT153	1726 " 4 " " " " "
GT137	1706 lock, 2 GT4854 cup escutcheons 8 x 3 ins.
GT147	1716 " 4 " " " " "
GT157	1726 " 4 " " " " "



Lock No. 1716
(Set No. GT147)



Lock No. 657
(Set No. GT4085)

Locks in sets for office doors

For full description of locks see pages below

Set No.	Description
GT10130	660 lock (page 236), D35 knobs, GT86 escns. 7½ x 2¼ ins.
GT4285	654¼ " (page 235) " " " " " "
GT4085	657 " (page 233) " " " " " "
GT11080	671 " (page 233) " " " " " "
GT11081	672 " (page 233) " " " " " "
GT11082	2664 " (page 232) " " " " " "

When ordering give lock-set number and finish.
For finishes see page 91.

YALE

Cuts third size

GT Design

Round corners and round edges



Lock No. 472¼
(Set No. GT9640)

Locks in sets for store doors

For full description of locks see pages 229 and 230

Set No.	Description							
GT9490	432¼	lock,	GT23414	handles	(page 358)	15 x 3	inches	
GT9500	"	"	GT23514	"	(page 357)	"	"	
GT9540	"	"	GT23614	"	(page 358)	"	"	
GT9640	472¼	lock,	GT23414	"	" "	15 x 3	inches	
GT9650	"	"	GT23514	"	(page 357)	"	"	
GT9690	"	"	GT23614	"	(page 358)	"	"	
GT9941	428	lock,	GT23414	handles	15x3ins., D35 knob,	GT85 escn.	7x2¼ ins.	
GT9944	"	"	GT23414	"	" " " "	H223 rose		
GT9951	"	"	GT23514	"	" " " "	GT85 escn.	7x2¼ ins.	
GT9954	"	"	GT23514	"	" " " "	H223 rose		
GT9991	"	"	GT23614	"	" " " "	GT85 escn.	7x2¼ ins.	
GT9994	"	"	GT23614	"	" " " "	H223 rose		



Lock No. 414¼
(Set No. GT9340)

Locks in sets for store doors

For full description of locks see page 230

Set No.		Description						
GT9340	414¼	lock,	GT23414	handles	(page 358)		15 x 3	inches
GT9341	414¾	"	"	"	"	"	"	"
GT9342	2414¼	"	"	"	"	"	"	"
GT9433	2414¾	"	"	"	"	"	"	"
GT9350	414¼	lock,	GT23514	handles	(page 357)		15 x 3	inches
GT9351	414¾	"	"	"	"	"	"	"
GT9352	2414¼	"	"	"	"	"	"	"
GT9353	2414¾	"	"	"	"	"	"	"
GT9390	414¼	lock,	GT23614	handles	(page 358)		15 x 3	inches
GT9391	414¾	"	"	"	"	"	"	"
GT9392	2414¼	"	"	"	"	"	"	"
GT9393	2414¾	"	"	"	"	"	"	"

When ordering give lock-set number and finish.
For finishes see page 91.

GT Design

Round corners and round edges



Lock No. 790
(Set No. GT7881)

Locks in sets for vestibule doors

No. 790 lock

Case 5 x 3¾ x ¾ inches — Bronze front and easy-spring bolt
Backset 2¾ inches — 5 pin-tumblers: Paracentric keys
For full description of lock see page 222

Set No.	Description
GT7881	D35 spheroid knobs, GT86 escn. 7½ x 2¼ ins., H223 rose
GT8381	" " " GT86 escutcheons 7½ x 2¼ inches
GT7888	D36 spheroid knobs, GT89 escn. 10 x 2¾ ins., H223 rose
GT8386	" " " GT89 escn. 10 x 2¾ ins., GT86 escn. 7½ x 2¼ ins.
GT8387	" " " GT89 escn. 10 x 2¾ ins., GT88 escn. 9 x 2½ ins.

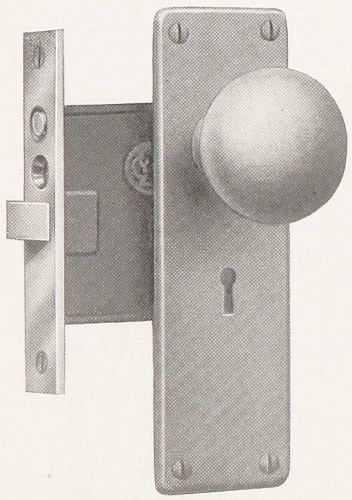

Lock No. 771
(Set No. GT4851)

No. 771 lock

Case 3⅜ x 3⅝ x ⅝ inches — Bronze front and easy-spring bolt
Backset 2¾ inches — 1 lever-tumbler: Solid steel key
For full description of lock see page 220

Set No.	Description
GT4841	D125 bead knobs, GT185 escn. 7 x 2¼ ins., D323 rose
GT4851	D135 spheroid " " " " " " "
GT5340	D125 bead " GT185 escn. 7 x 2¼ ins., GT183 escn. 6 x 2 ins.
GT5350	D135 spheroid " GT185 escn. 7 x 2¼ ins., GT183 escn. 6 x 2 ins.
GT5342	D125 bead " GT188 escn. 9 x 2½ ins., GT183 escn. 6 x 2 ins.
GT5352	D135 spheroid " GT188 escn. 9 x 2½ ins., GT183 escn. 6 x 2 ins.

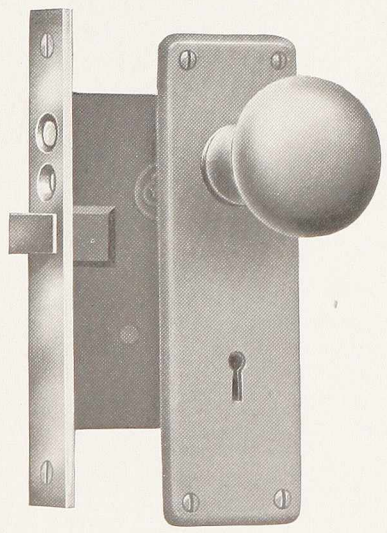

Lock No. 711
(Set No. GT5851)

No. 711 lock

Steel case 4¾ x 3⅝ x 9/16 inches — Bronze front and easy-spring bolt
Backset 2¾ inches — 1 lever-tumbler: Solid steel key
For full description of lock see page 221

Set No.	Description
GT5841	D125 bead knobs, GT185 escn. 7 x 2¼ ins., D323 rose
GT5851	D135 spheroid " " " " " " "
GT6340	D125 bead " GT185 escn. 7 x 2¼ ins., GT183 escn. 6 x 2 ins.
GT6350	D135 spheroid " GT185 escn. 7 x 2¼ ins., GT183 escn. 6 x 2 ins.
GT6342	D125 bead " GT188 escn. 9 x 2½ ins., GT183 escn. 6 x 2 ins.
GT6352	D135 spheroid " GT188 escn. 9 x 2½ ins., GT183 escn. 6 x 2 ins.

When ordering give lock-set number and finish.
For finishes see page 91.

YALE



Lock No. 750
(Set No. GT8288)



Lock No. 761
(Set No. GT5250)



Lock No. 701
(Set No. GT6250)

GT Design

Round corners and round edges

Locks in sets for front doors

No. 750 lock

Case 6 x 3¾ x ¾ inches — Bronze front and bolts: Easy-spring latch bolt
Backset 2¾ inches — 5 pin-tumblers: Paracentric keys

For full description of lock see page 222

Set No.		Description
GT8281	D36 spheroid knobs,	GT86 and GT86½ escns. 7½ x 2¼ ins.
GT8283	" " "	GT88 escn. 9 x 2½ ins., GT86½ escn. 7½ x 2¼ ins.
GT8286	" " "	GT89 escn. 10 x 2¾ ins., GT86½ escn. 7½ x 2¼ ins.
GT8287	" " "	GT89 escn. 10 x 2¾ ins., GT88 escn. 9 x 2½ ins.
GT8288	" " "	GT89 and GT89½ escns. 10 x 2¾ ins.

No. 761 lock

Case 4¾ x 3⅝ x ⅝ inches — Bronze front and bolts: Easy-spring latch bolt
Backset 2¾ inches — 1 lever-tumbler: Solid steel key

For full description of lock see page 220

Set No.		Description
GT4741	D125 bead knobs,	GT185 escn. 7 x 2¼ ins., D323 rose, GT812 key plate
GT4751	D135 spheroid "	GT185 escn. 7 x 2¼ ins., D323 rose, GT812 key plate
GT5240	D125 bead "	GT185 escn. 7 x 2¼ ins., GT184 escn. 6½ x 2⅛ ins.
GT5250	D135 spheroid "	GT185 escn. 7 x 2¼ ins., GT184 escn. 6½ x 2⅛ ins.
GT4748	D125 bead "	GT189 escn. 10 x 2¾ ins., D323 rose, GT812 key plate
GT4758	D135 spheroid "	GT189 escn. 10 x 2¾ ins., D323 rose, GT812 key plate
GT5246	D125 bead "	GT189 escn. 10 x 2¾ ins., GT185 escn. 7 x 2¼ ins.
GT5256	D135 spheroid "	GT189 escn. 10 x 2¾ ins., GT185 escn. 7 x 2¼ ins.

No. 701 lock

Steel case 4¾ x 3⅝ x 9/16 inches — Bronze front and bolts: Easy-spring latch bolt
Backset 2¾ inches — 1 lever-tumbler: Solid steel key

For full description of lock see page 221

Set No.		Description
GT5741	D125 bead knobs,	GT185 escn. 7 x 2¼ ins., D323 rose, GT812 key plate
GT5751	D135 spheroid "	GT185 escn. 7 x 2¼ ins., D323 rose, GT812 key plate
GT6240	D125 bead "	GT185 escn. 7 x 2¼ ins., GT184 escn. 6½ x 2⅛ ins.
GT6250	D135 spheroid "	GT185 escn. 7 x 2¼ ins., GT184 escn. 6½ x 2⅛ ins.
GT5748	D125 bead "	GT189 escn. 10 x 2¾ ins., D323 rose, GT812 key plate
GT5758	D135 spheroid "	GT189 escn. 10 x 2¾ ins., D323 rose, GT812 key plate
GT6246	D125 bead "	GT189 escn. 10 x 2¾ ins., GT185 escn. 7 x 2¼ ins.
GT6256	D135 spheroid "	GT189 escn. 10 x 2¾ ins., GT185 escn. 7 x 2¼ ins.

When ordering give lock-set number and finish.
For finishes see page 91.

GR Design

Square corners and beveled edges

Also made in Cast Brass and in Bower-Barffed Iron

For list and description of finishes see page 91



Nos. GR89 and D36



No. GR820



No. GR812



Nos. GR184 and D135

Knobs and roses

No.	Size	Description
X135	2¼ x 2¼ inches	Wood knob with No. 1 (low) shank
X105	" "	" " " " " "
D115	" "	Band " " " " "
D125	" "	Bead " " " " "
D25	" "	" " " No. 0 (high) "
D37	2½ x 2½ "	Spheroid knob with No. 0 (high) shank
D36	2½ x 2¼ "	" " " " " "
D35	2¼ x 2¼ "	" " " " " "
D137	2½ x 2½ "	Spheroid knob with No. 1 (low) shank
D136	2½ x 2¼ "	" " " " " "
D135	2¼ x 2¼ "	" " " " " "
H223	2¼ ins. diam.	Rose with No. 0 (high) thimble
D323	" " "	" " No. 1 (low) "

For other knobs which may be associated with this design see pages 389 to 396.

Escutcheons

GR180	4 x ⅞ inches	For locks No. 269 series *only*
GR181	4½ x 1 " "	" " 1600 " "
GR181½	" "	" " 1605 " "
GR82	5½ x 1¾ "	With No. 0 thimble for 3½ in. locks *only*
GR182	" "	" No. 1 " " " " " "
GR83	6 x 2 "	With No. 0 thimble for 3½ to 4½ in. locks
GR183	" "	" No. 1 " " " " " " "
XGR83	4⅛ x 6 "	With No. 0 thimble for 2736 series *only*
GR84	6½ x 2⅛ "	With No. 0 thimble for 3½ to 5 in. locks
GR184	" "	" No. 1 " " " " " " "
GR85	7 x 2¼ "	With No. 0 thimble for 3½ to 5½ in. locks
GR185	" "	" No. 1 " " " " " " "
GR86	7½ x 2¼ "	With No. 0 thimble for 3½ to 6 in. locks
GR186	" "	" No. 1 " " " " " " "
GR88	9 x 2½ "	With No. 0 thimble for 5 to 7½ in. locks
GR188	" "	" No. 1 " " " " " " "
GR89	10 x 2¾ "	With No. 0 thimble for 5 to 7½ in. locks
GR189	" "	" No. 1 " " " " " " "
GR812	2 x 1¼ "	Key plate for all locks
GR820	2½ x 1¼ "	" " " No. 1402 series *only*
GR850	6 x 2½ "	Cup for all sliding door locks
GR854	8 x 3 "	" " " " " "

List number of lock to be associated with escutcheons must always be specified.
For escutcheons with thumb-turns add ½ to list number.
For other pieces which may be associated with this design see pages 289 to 494.

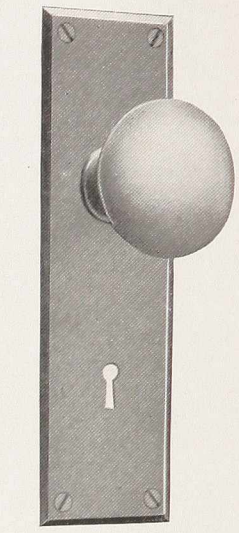

Nos. GR186 and D135



No. GR854



Nos. GR83½ and D35

When ordering give list number (in the case of escutcheons also lock number) and finish. For finishes see page 91.

GR Design

Square corners and beveled edges



Lock No. 802
(Set No. GR10050)



Lock No. 882
(Set No. GR732)

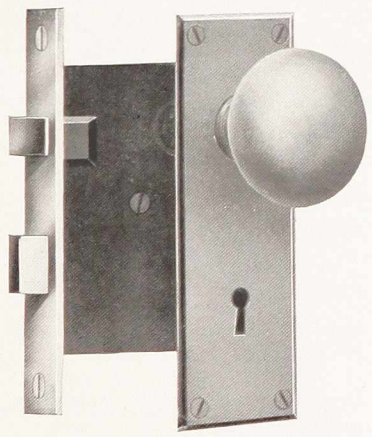

Lock No. 881
(Set No. GR1052)

Locks in sets for inside doors

No. 802 lock

Case 3⅝ x 3¼ x ⅝ inches — Bronze front and bolts
Backset 2½ inches — 1 lever-tumbler: Solid steel key
For full description of lock see page 196

Set No.	Description						
GR10050	X135	wood	knobs,	GR182	escutcheons	5½ x 1¾	inches
GR10055	X105	"	"	"	"	"	"
GR431	D115	band	"	"	"	"	"
GR441	D125	bead	"	"	"	"	"
GR10051	X135	wood	"	GR183	escutcheons	6 x 2	inches
GR10056	X105	"	"	"	"	"	"
GR432	D115	band	"	"	"	"	"
GR442	D125	bead	"	"	"	"	"
GR452	D135	spheroid	"	"	"	"	"

No. 800 lock (page 196), 3 lever-tumblers, may be substituted for No. 802 in the above sets at an additional price. Add ¾ to set number.

No. 882 lock

Steel case 3½ x 3¼ x ½ inches — Bronze front and bolts: Easy-spring latch bolt
Backset 2⅝ inches — 1 *cast* lever-tumbler: Solid steel key
For full description of lock see page 198

Set No.	Description						
GR10060	X135	wood	knobs,	GR182	escutcheons	5½ x 1¾	inches
GR10065	X105	"	"	"	"	"	"
GR731	D115	band	"	"	"	"	"
GR741	D125	bead	"	"	"	"	"
GR10061	X135	wood	"	GR183	escutcheons	6 x 2	inches
GR10066	X105	"	"	"	"	"	"
GR732	D115	band	"	"	"	"	"
GR742	D125	bead	"	"	"	"	"
GR752	D135	spheroid	"	"	"	"	"

No. 881 lock

Same as No. 882 but with 1 *steel* lever-tumbler

Set No.	Description						
GR10070	X135	wood	knobs,	GR182	escutcheons	5½ x 1¾	inches
GR10075	X105	"	"	"	"	"	"
GR1031	D115	band	"	"	"	"	"
GR1041	D125	bead	"	"	"	"	"
GR10071	X135	wood	"	GR183	escutcheons	6 x 2	inches
GR10076	X105	"	"	"	"	"	"
GR1032	D115	band	"	"	"	"	"
GR1042	D125	bead	"	"	"	"	"
GR1052	D135	spheroid	"	"	"	"	"

No. 880 lock (page 198), 3 lever-tumblers, may be substituted for No. 881 in the above sets at an additional price. Add ¾ to set number.

When ordering give lock-set number and finish.
For finishes see page 91.

Cast Bronze

Cuts third size

GR Design

Square corners and beveled edges

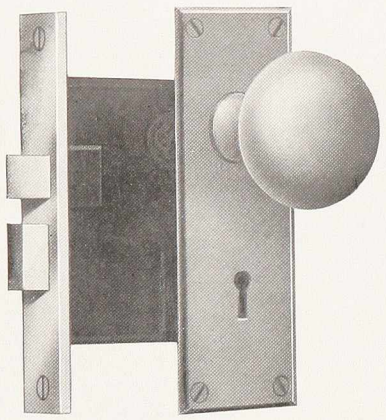

Lock No. 821
(Set No. GR1652)

Locks in sets for inside doors

No. 821 lock

Case 3½ x 3⅝ x ½ inches — Bronze front and bolts: Easy-spring latch bolt
Backset 2¾ inches — 1 lever-tumbler: Solid steel key

For full description of lock see page 197

Set No.	Description						
GR1631	D115	band	knobs,	GR182	escutcheons	5½ x 1¾	inches
GR1641	D125	bead	"	"	"	"	"
GR1632	D115	band	"	GR183	escutcheons	6 x 2	inches
GR1642	D125	bead	"	"	"	"	"
GR1652	D135	spheroid	"	"	"	"	"
GR1644	D125	bead	"	GR185	escutcheons	7 x 2¼	inches
GR1654	D135	spheroid	"	"	"	"	"

No. 820 lock (page 197), 3 lever-tumblers, may be substituted for No. 821 in the above sets at an additional price. Add ¾ to set number.



Lock No. 1620
(Set No. GR1782)

No. 1620 lock

Case 3½ x 3¼ x ⅝ inches — Bronze front and bolts: Easy-spring latch bolt
Backset 2¾ inches — 3 lever-tumblers: Solid steel key

For full description of lock see page 199

Set No.	Description						
GR1742	D125	bead	knobs,	GR183	escutcheons	6 x 2	inches
GR1752	D135	spheroid	"	"	"	"	"
GR1772	D25	bead	"	GR83	"	"	"
GR1782	D35	spheroid	"	"	"	"	"
GR1743	D125	bead	"	GR184	escutcheons	6½ x 2⅛	inches
GR1753	D135	spheroid	"	"	"	"	"
GR1773	D25	bead	"	GR84	"	"	"
GR1783	D35	spheroid	"	"	"	"	"
GR1774	D25	bead	"	GR85	escutcheons	7 x 2¼	inches
GR1784	D35	spheroid	"	"	"	"	"



Lock No. 831
(Set No. GR2042)

No. 831 lock

Case 4 x 3½ x ⅝ inches — Bronze front and bolts: Easy-spring latch bolt
Backset 2½ inches — 1 lever-tumbler: Solid steel key

For full description of lock see page 203

Set No.	Description						
GR2032	D115	band	knobs,	GR183	escutcheons	6 x 2	inches
GR2042	D125	bead	"	"	"	"	"
GR2052	D135	spheroid	"	"	"	"	"
GR2043	D125	bead	"	GR184	escutcheons	6½ x 2⅛	inches
GR2053	D135	spheroid	"	"	"	"	"
GR2044	D125	bead	"	GR185	escutcheons	7 x 2¼	inches
GR2054	D135	spheroid	"	"	"	"	"

No. 830 lock (page 203), 3 lever-tumblers, may be substituted for No. 831 in the above sets at an additional price. Add ¾ to set number.

When ordering give lock-set number and finish.
For finishes see page 91.

YALE

Cuts third size

GR Design

Square corners and beveled edges



Lock No. 1500
(Set No. GR2184)



Lock No. 841
(Set No. GR2354)



Lock No. 851
(Set No. GR2554)

Locks in sets for inside doors

No. 1500 lock

Case 4¼ x 3½ x ⅝ inches — Bronze front and bolts: Easy-spring latch bolt
Backset 2¾ inches — 3 lever-tumblers: Solid steel key

For full description of lock see page 202

Set No.	Description						
GR2142	D125	bead	knobs,	GR183	escutcheons	6 x 2	inches
GR2152	D135	spheroid	"	"	"	"	"
GR2172	D25	bead	"	GR83	"	"	"
GR2182	D35	spheroid	"	"	"	"	"
GR2143	D125	bead	"	GR184	escutcheons	6½ x 2⅛	inches
GR2153	D135	spheroid	"	"	"	"	"
GR2173	D25	bead	"	GR84	"	"	"
GR2183	D35	spheroid	"	"	"	"	"
GR2174	D25	bead	"	GR85	escutcheons	7 x 2¼	inches
GR2184	D35	spheroid	"	"	"	"	"
GR2175	D25	bead	"	GR86	escutcheons	7½ x 2¼	inches
GR2185	D35	spheroid	"	"	"	"	"

No. 841 lock

Case 4½ x 3½ x ⅝ inches — Bronze front and bolts: Easy-spring latch bolt
Backset 2½ inches — 1 lever-tumbler: Solid steel key

For full description of lock see page 203

Set No.	Description						
GR2342	D125	bead	knobs,	GR183	escutcheons	6 x 2	inches
GR2352	D135	spheroid	"	"	"	"	"
GR2343	D125	bead	"	GR184	escutcheons	6½ x 2⅛	inches
GR2353	D135	spheroid	"	"	"	"	"
GR2344	D125	bead	"	GR185	escutcheons	7 x 2¼	inches
GR2354	D135	spheroid	"	"	"	"	"

No. 840 lock (page 203), 3 lever-tumblers, may be substituted for No. 841 in the above sets at an additional price. Add ¾ to set number.

No. 851 lock

Case 5 x 3⅞ x ⅝ inches — Bronze front and bolts: Easy-spring latch bolt
Backset 3 inches — 1 lever-tumbler: Solid steel key

For full description of lock see page 206

Set No.	Description						
GR2543	D125	bead	knobs,	GR184	escutcheons	6½ x 2⅛	inches
GR2553	D135	spheroid	"	"	"	"	"
GR2544	D125	bead	"	GR185	escutcheons	7 x 2¼	inches
GR2554	D135	spheroid	"	"	"	"	"
GR2545	D125	bead	"	GR186	escutcheons	7½ x 2¼	inches
GR2555	D135	spheroid	"	"	"	"	"

No. 850 lock (page 206), 3 lever-tumblers, may be substituted for No. 851 in the above sets at an additional price. Add ¾ to set number.

When ordering give lock-set number and finish.
For finishes see page 91.

GR Design

Square corners and beveled edges

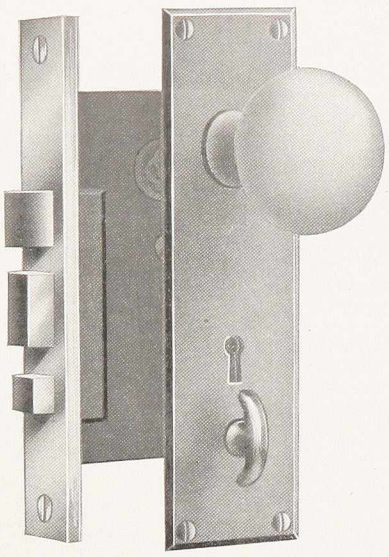

Lock No. 1402
(Set No. GR2885)



Lock No. 861
(Set No. GR2754)

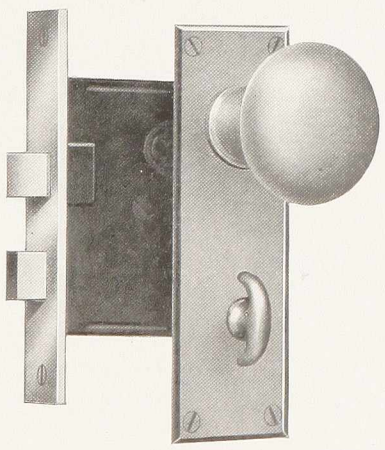

Lock No. 1519
(Set No. GR3152)

Locks in sets for inside doors

No. 1402 lock

Case 5 x 3½ x ¾ inches — Bronze front and three bolts: Easy-spring latch bolt
Backset 2¾ inches — 3 lever-tumblers: Solid steel key
For full description of lock see page 207

Set No.	Description
GR2843	D125 bead knobs, GR184 and GR184½ escns. 6½ x 2⅛ ins.
GR2853	D135 spheroid " " " " " " " "
GR2873	D25 bead " GR84 and GR84½ " " "
GR2883	D35 spheroid " " " " " " " "
GR2844	D125 bead " GR185 and GR185½ escns. 7 x 2¼ ins.
GR2854	D135 spheroid " " " " " " " "
GR2874	D25 bead " GR85 and GR85½ " " "
GR2884	D35 spheroid " " " " " " " "
GR2875	D25 bead " GR86 and GR86½ escns. 7½ x 2¼ ins.
GR2885	D35 spheroid " " " " " " " "

No. 861 lock

Case 5⅛ x 3⅜ x ⅝ inches — Bronze front and three bolts: Easy-spring latch bolt
Backset 2½ inches — 1 lever-tumbler: Solid steel key
For full description of lock see page 206

Set No.	Description
CR2743	D125 bead knobs, GR184 and GR184½ escns. 6½ x 2⅛ ins.
GR2753	D135 spheroid " " " " " " " "
GR2744	D125 bead " GR185 and GR185½ escns. 7 x 2¼ ins.
GR2754	D135 spheroid " " " " " " " "
GR2745	D125 bead " GR186 and GR186½ escns. 7½ x 2¼ ins.
GR2755	D135 spheroid " " " " " " " "

No. 860 lock (page 206), 3 lever-tumblers, may be substituted for No. 861 in the above sets at an additional price. Add ¾ to set number.

Locks in sets for communicating doors

No. 1519 lock

Case 3½ x 3½ x ⅝ inches — Bronze front and bolts
Backset 2¾ inches — Easy-spring latch bolt
For full description of lock see page 191

Set No.	Description
GR10080	X135 wood knobs, GR182 and GR182½ escns. 5½ x 1¾ ins.
GR10085	X105 " " " " " " " "
GR3131	D115 band " " " " " " " "
GR3141	D125 bead " " " " " " " "
GR10081	X135 wood " GR183 and GR183½ escns. 6 x 2 ins.
GR10086	X105 " " " " " " " "
GR3132	D115 band " " " " " " " "
GR3142	D125 bead " " " " " " " "
GR3152	D135 spheroid " " " " " " " "

When ordering give lock-set number and finish.
For finishes see page 91.

YALE

GR Design

Square corners and beveled edges

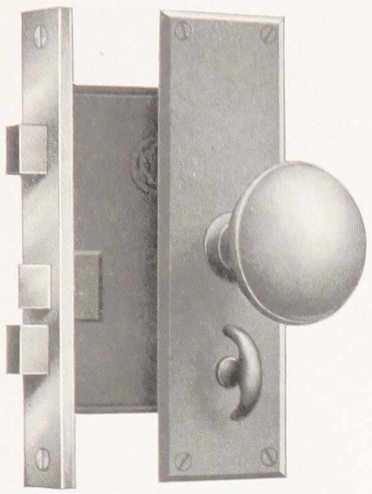

Lock No. 1529
(Set No. GR3443)

Locks in sets for communicating doors

No. 1529 lock

Case 4½ x 3⅜ x ⅝ inches — Bronze front and bolts
Backset 2¾ inches — Easy-spring latch bolt
For full description of lock see page 191

Set No.	Description						
GR10090	X135	wood	knobs,	GR183½	escutcheons	6 x 2	inches
GR10095	X105	"	"	"	"	"	"
GR3432	D115	band	"	"	"	"	"
GR3442	D125	bead	"	"	"	"	"
GR10091	X135	wood	"	GR184½	escutcheons	6½ x 2⅛	inches
GR10096	X105	"	"	"	"	"	"
GR3433	D115	band	"	"	"	"	"
GR3443	D125	bead	"	"	"	"	"
GR3453	D135	spheroid	"	"	"	"	"



Lock No. 1535
(Set No. GR3282)

No. 1535 lock

Case 4⅜ x 3½ x ⅝ inches — Bronze front and bolts
Backset 2¾ inches — Easy-spring latch bolt
For full description of lock see page 192

Set No.	Description						
GR3242	D125	bead	knobs,	GR183 and GR183½	escns.	6 x 2	ins.
GR3252	D135	spheroid	"	"	"	"	"
GR3272	D25	bead	"	GR83 and GR83½	"	"	"
GR3282	D35	spheroid	"	"	"	"	"
GR3243	D125	bead	"	GR184 and GR184½	escns.	6½ x 2⅛	ins.
GR3253	D135	spheroid	"	"	"	"	"
GR3273	D25	bead	"	GR84 and GR84½	"	"	"
GR3283	D35	spheroid	"	"	"	"	"
GR3245	D125	bead	"	GR186 and GR186½	escns.	7½ x 2¼	ins.
GR3255	D135	spheroid	"	"	"	"	"
GR3275	D25	bead	"	GR86 and GR86½	"	"	"
GR3285	D35	spheroid	"	"	"	"	"



Lock No. 1525
(Set No. GR3682)

No. 1525 lock

Case 4⅜ x 3½ x ⅝ inches — Bronze front and bolts
Backset 2¾ inches — Easy-spring latch bolt
For full description of lock see page 193

Set No.	Description						
GR3642	D125	bead	knobs,	GR183½	escutcheons	6 x 2	inches
GR3652	D135	spheroid	"	"	"	"	"
GR3672	D25	bead	"	GR83½	"	"	"
GR3682	D35	spheroid	"	"	"	"	"
GR3643	D125	bead	"	GR184½	escutcheons	6½ x 2⅛	inches
GR3653	D135	spheroid	"	"	"	"	"
GR3673	D25	bead	"	GR84½	"	"	"
GR3683	D35	spheroid	"	"	"	"	"
GR3645	D125	bead	"	GR186½	escutcheons	7½ x 2¼	inches
GR3655	D135	spheroid	"	"	"	"	"
GR3675	D25	bead	"	GR86½	"	"	"
GR3685	D35	spheroid	"	"	"	"	"

When ordering give lock-set number and finish.
For finishes see page 91.

GR Design

Square corners and beveled edges

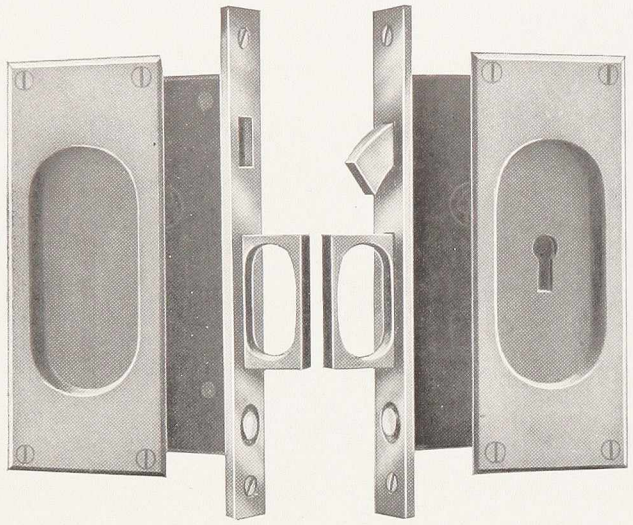

Lock No. 1715
(Set No. GR113)

Locks in sets for sliding doors

No. 1705 series

Case 5¼ x 4 x ⅝ inches — Bronze front, bolt and pull
Backset 2¾ inches — 1 adjustable bronze key
For full description of locks see page 214

Set No.				Description				
GR103	1705	lock,	2	GR850	cup	escutcheons	6	x 2½ ins.
GR113	1715	"	4	"	"	"	"	"
GR123	1725	"	4	"	"	"	"	"
GR107	1705	lock,	2	GR854	cup	escutcheons	8	x 3 ins.
GR117	1715	"	4	"	"	"	"	"
GR127	1725	"	4	"	"	"	"	"

No. 1706 series

Case 5½ x 3⅜ x ¾ inches — Bronze front, bolt and pull
Backset 2¾ inches — 1 adjustable bronze key
For full description of locks see page 215

Set No.				Description				
GR133	1706	lock,	2	GR850	cup	escns.	6	x 2½ ins.
GR143	1716	"	4	"	"	"	"	"
GR153	1726	"	4	"	"	"	"	"
GR137	1706	lock,	2	GR854	cup	escns.	8	x 3 ins.
GR147	1716	"	4	"	"	"	"	"
GR157	1726	"	4	"	"	"	"	"



Lock No. 1716
(Set No. GR147)

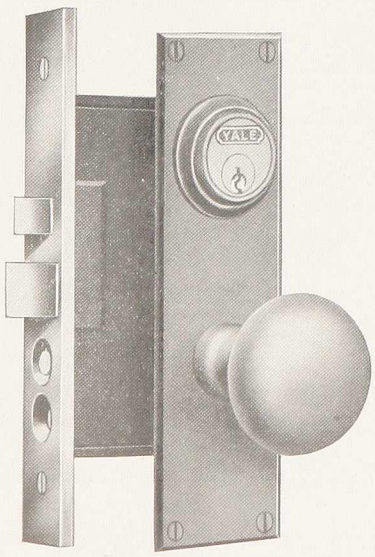

Lock No. 657
(Set No. GR4085)

Locks in sets for office doors

For description of locks see pages below

Set No.				Description						
GR10130	660	lock	(page 236)	D35 knobs,	GR86	escns.	7½	x 2¼	ins.	
GR4285	654¼	"	(page 235)	"	"	"	"	"	"	"
GR4085	657	"	(page 233)	"	"	"	"	"	"	"
GR11080	671	"	(page 233)	"	"	"	"	"	"	"
GR11081	672	"	(page 233)	"	"	"	"	"	"	"
GR11082	2664	"	(page 232)	"	"	"	"	"	"	"

When ordering give lock-set number and finish.
For finishes see page 91.

GR Design

Square corners and beveled edges



Lock No. 472¼
(Set No. GR9630)

Locks in sets for store doors

For description of locks see pages 229 and 230

Set No.	Description								
GR9610	472¼	lock,	GR13114	handles	(page 356)	13½	x 3	inches
GR9615	"	"	GR13314	"	" "		"	"
GR9620	"	"	GR23114	"	(page 357)	15	x 3	"
GR9630	"	"	GR23214	"	(page 356)		"	"
GR9640	"	"	GR23414	"	" "		"	"
GR9650	"	"	GR35214	"	(page 358)	16	x 3⅝	"
GR9901	428 lock, GR13114 handle, 13½ x 3 inches, D35 knob, GR85 escn. 7 x 2¼ ins.								
GR9904	428 lock, GR13114 handle, 13½ x 3 inches, D35 knob, H223 rose								
GR9906	428 lock, GR13314 handle, 13½ x 3 inches, D35 knob, GR85 escn. 7 x 2¼ ins.								
GR9909	428 lock, GR13314 handle, 13½ x 3 inches, D35 knob, H223 rose								



Lock No. 432¼
(Set No. GR9510)

Locks in sets for store doors

For description of locks see page 230

Set No.	Description								
GR9310	414¼	lock,	GR13114	handles	(page 356)	13½	x 3	inches
GR9315	"	"	GR13314	"	" "		"	"
GR9320	"	"	GR23114	"	(page 357)	15	x 3	"
GR9330	"	"	GR23214	"	(page 356)		"	"
GR9340	"	"	GR23414	"	" "		"	"
GR9350	"	"	GR35214	"	(page 358)	16	x 3⅝	"
GR9460	432¼	lock,	GR13114	"	(page 356)	13½	x 3	"
GR9470	"	"	GR23114	"	(page 357)	15	x 3	"
GR9480	"	"	GR23214	"	(page 356)		"	"
GR9490	"	"	GR23414	"	" "		"	"
GR9500	"	"	GR35214	"	(page 358)	16	x 3⅝	"
GR9510	"	"	GR47514	"	(page 359)	18	x 4	"

When ordering give lock-set number and finish.
For finishes see page 91.

Cast Bronze

Cuts third size

GR Design

Square corners and beveled edges



Lock No. 790
(Set No. GR8381)



Lock No. 771
(Set No. GR5350)

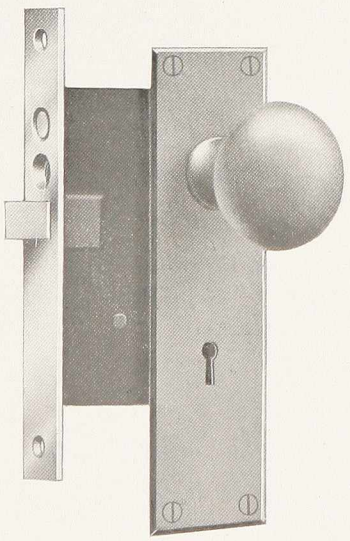

Lock No. 711
(Set No. GR6350)

Locks in sets for vestibule doors

No. 790 lock

Case 5 x 3¾ x ¾ inches — Bronze front and easy-spring bolt
Backset 2¾ inches — 5 pin-tumblers: Paracentric keys

For full description of lock see page 222

Set No.	Description
GR7881	D35 spheroid knobs, GR86 escn. 7½ x 2¼ ins., H223 rose
GR8381	" " " GR86 escutcheons 7½ x 2¼ ins.
GR7888	D36 spheroid knobs, GR89 escn. 10 x 2¾ ins., H223 rose
GR8386	" " " GR89 escn. 10 x 2¾ ins., GR86 escn. 7½ x 2¼ ins.
GR8387	" " " GR89 escn. 10 x 2¾ ins., GR88 escn. 9 x 2½ ins.

No. 771 lock

Case 3⅜ x 3⅝ x ⅝ inches — Bronze front and easy-spring bolt
Backset 2¾ inches — 1 lever-tumbler: Solid steel key

For full description of lock see page 220

Set No.	Description
GR4841	D125 bead knobs, GR185 escn. 7 x 2¼ ins., D323 rose
GR4851	D135 spheroid " " " " " " " "
GR5340	D125 bead " GR185 escn. 7 x 2¼ ins., GR183 escn. 6 x 2 ins.
GR5350	D135 spheroid " GR185 escn. 7 x 2¼ ins., GR183 escn. 6 x 2 ins.
GR5342	D125 bead " GR188 escn. 9 x 2½ ins., GR183 escn. 6 x 2 ins.
GR5352	D135 spheroid " GR188 escn. 9 x 2½ ins., GR183 escn. 6 x 2 ins.

No. 711 lock

Steel case 4¾ x 3⅝ x 9/16 inches — Bronze front and easy-spring bolt
Backset 2¾ inches — 1 lever-tumbler: Solid steel key

For full description of lock see page 221

Set No.	Description
GR5841	D125 bead knobs, GR185 escn. 7 x 2¼ ins., D323 rose
GR5851	D135 spheroid " " " " " " " "
GR6340	D125 bead " GR185 escn. 7 x 2¼ ins., GR183 escn. 6 x 2 ins.
GR6350	D135 spheroid " GR185 escn. 7 x 2¼ ins., GR183 escn. 6 x 2 ins.
GR6342	D125 bead " GR188 escn. 9 x 2½ ins., GR183 escn. 6 x 2 ins.
GR6352	D135 spheroid " GR188 escn. 9 x 2½ ins., GR183 escn. 6 x 2 ins.

When ordering give lock-set number and finish.
For finishes see page 91.

Cuts third size



Lock No. 750
(Set No. GR8288)



Lock No. 761
(Set No. GR5250)



Lock No. 701
(Set No. GR6250)

GR Design

Square corners and beveled edges

Locks in sets for front doors

No. 750 lock

Case 6 x 3¾ x ¾ inches — Bronze front and bolts: Easy-spring latch bolt
Backset 2¾ inches — 5 pin-tumblers: Paracentric keys

For full description of lock see page 222

Set No.		Description
GR8281	D36	spheroid knobs, GR86 and GR86½ escns. 7½ x 2¼ ins.
GR8283	"	" " GR88 escn. 9 x 2½ ins., GR86½ escn. 7½ x 2¼ ins.
GR8286	"	" " GR89 escn. 10 x 2¾ ins., GR86½ escn. 7½ x 2¼ ins.
GR8287	"	" " GR89 escn. 10 x 2¾ ins., GR88½ escn. 9 x 2½ ins.
GR8288	"	" " GR89 and GR89½ escns. 10 x 2¾ ins.

No. 761 lock

Case 4¾ x 3⅝ x ⅝ inches — Bronze front and bolts: Easy-spring latch bolt
Backset 2¾ inches — 1 lever-tumbler: Solid steel key

For full description of lock see page 220

Set No.		Description
GR4741	D125	bead knobs, GR185 escn. 7 x 2¼ ins., D323 rose, GR812 key plate
GR4751	D135	spheroid " GR185 escn. 7 x 2¼ ins., D323 rose, GR812 key plate
GR5240	D125	bead " GR185 escn. 7 x 2¼ ins., GR184 escn. 6½ x 2⅛ ins.
GR5250	D135	spheroid " GR185 escn. 7 x 2¼ ins., GR184 escn. 6½ x 2⅛ ins.
GR4748	D125	bead " GR189 escn. 10 x 2¾ ins., D323 rose, GR812 key plate
GR4758	D135	spheroid " GR189 escn. 10 x 2¾ ins., D323 rose, GR812 key plate
GR5246	D125	bead " GR189 escn. 10 x 2¾ ins., GR185 escn. 7 x 2¼ ins.
GR5256	D135	spheroid " GR189 escn. 10 x 2¾ ins., GR185 escn. 7 x 2¼ ins.

No. 701 lock

Steel case 4¾ x 3⅝ x 9/16 ins. — Bronze front and bolts: Easy-spring latch bolt
Backset 2¾ inches — 1 lever-tumbler: Solid steel key

For full description of lock see page 221

Set No.		Description
GR5741	D125	bead knobs, GR185 escn. 7 x 2¼ ins., D323 rose, GR812 key plate
GR5751	D135	spheroid " GR185 escn. 7 x 2¼ ins., D323 rose, GR812 key plate
GR6240	D125	bead " GR185 escn. 7 x 2¼ ins., GR184 escn. 6½ x 2⅛ ins.
GR6250	D135	spheroid " GR185 escn. 7 x 2¼ ins., GR184 escn. 6½ x 2⅛ ins.
GR5748	D125	bead " GR189 escn. 10 x 2¾ ins., D323 rose, GR812 key plate
GR5758	D135	spheroid " GR189 escn. 10 x 2¾ ins., D323 rose, GR812 key plate
GR6246	D125	bead " GR189 escn. 10 x 2¾ ins., GR185 escn. 7 x 2¼ ins.
GR6256	D135	spheroid " GR189 escn. 10 x 2¾ ins., GR185 escn. 7 x 2¼ ins.

When ordering give lock-set number and finish.
For finishes see page 91.

Cuts third size

Cast Bronze

Cuts third size

GN Design

Square corners and beveled edges

Also made in Cast Brass and in Bower-Barffed Iron

For list and description of finishes see page 91



Nos. GN92 and D36

Knobs and roses

No.	Size	Description
D37	2½ x 2½ inches	Spheroid knob with No. 0 (high) shank
D36	2½ x 2¼ "	" " " " " " "
D35	2¼ x 2¼ "	" " " " " " "
D137	2½ x 2½ "	Spheroid knob with No. 1 (low) shank
D136	2½ x 2¼ "	" " " " " " "
D135	2¼ x 2¼ "	" " " " " " "
H69	3 x 3 "	Oval knob with No. 0 (high) shank
H68	3 x 2⅝ "	" " " " " " "
H67	2⅝ x 2⅝ "	" " " " " " "
H169	3 x 3 "	Oval knob with No. 1 (low) shank
H168	3 x 2⅝ "	" " " " " " "
H167	2⅝ x 2⅝ "	" " " " " " "
H223	2¼ ins. diam.	Rose with No. 0 (high) thimble
D323	" " "	" " No. 1 (low) "

For other knobs which may be associated with this design see pages 389 to 396.

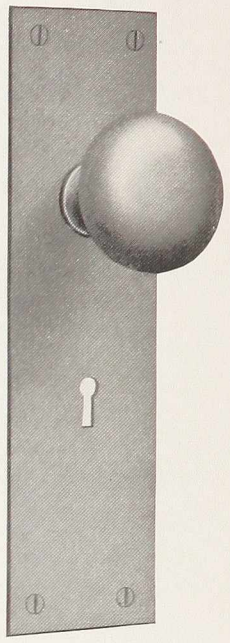

Nos. GN188 and D135



Nos. GN181 and 905



No. GN812



Nos. GN84½ and D35

Escutcheons

GN180	4½ x 1¼ inches	For locks No. 269 series *only*
GN181	5⅛ x 1 1/16 "	" " " No. 1600 " "
GN181½	" "	" " " No. 1605 " "
GN84	6¾ x 2⅛ "	With No. 0 thimble for 3½ to 5 in. locks
GN184	" "	" No. 1 " " " " " " " "
GN85	7 x 2¼ "	With No. 0 thimble for 3½ to 5½ in. locks
GN185	" "	" No. 1 " " " " " " " "
GN86	7½ x 2¼ "	With No. 0 thimble for 3½ to 6 in. locks
GN186	" "	" No. 1 " " " " " " " "
GN87	8 x 2½ "	With No. 0 thimble for 5 to 6½ in. locks
GN187	" "	" No. 1 " " " " " " " "
GN88	9 x 2½ "	With No. 0 thimble for 5 to 7½ in. locks
GN188	" "	" No. 1 " " " " " " " "
GN89	10 x 2¾ "	With No. 0 thimble for 5 to 7½ in. locks
GN189	" "	" No. 1 " " " " " " " "
GN92	12 x 3 "	With No. 0 thimble for 5 to 7½ in. locks
GN192	" "	" No. 1 " " " " " " " "
GN812	1¾ x 1¼ "	Key plate for all locks
GN820	2⅝ x 1⅝ "	" " " " No. 1402 series *only*
GN850	6 x 2½ "	Cup for all sliding door locks
GN854	8 x 3 "	" " " " " " "

List number of lock to be associated with escutcheons must always be specified.
For escutcheons with thumb-turns add ½ to list number.
For other pieces which may be associated with this design see pages 287 to 494.



No. GN854

When ordering give list number (in the case of escutcheons also lock number) and finish. For finishes see page 91.

Cuts third size

GN Design

Square corners and beveled edges



Lock No. 881
(Set No. GN1053)

Locks in sets for inside doors

No. 881 lock

Steel case 3½ x 3¼ x ½ inches — Bronze front and bolts: Easy-spring latch bolt
Backset 2⅝ inches — 1 lever-tumbler: Solid steel key

For full description of lock see page 198

Set No.	Description
GN1053	D135 spheroid knobs, GN184 escutcheons 6¾ x 2⅛ inches
GN1055	" " " GN186 " 7½ x 2¼ "

No. 880 lock (page 198), 3 lever-tumblers, may be substituted for No. 881 in the above sets at an additional price. Add ¾ to set number.



Lock No. 1620
(Set No. GN1753)

No. 821 lock

Case 3½ x 3⅝ x ½ inches — Bronze front and bolts: Easy-spring latch bolt
Backset 2¾ inches — 1 lever-tumbler: Solid steel key

For full description of lock see page 197

Set No.	Description
GN1653	D135 spheroid knobs, GN184 escutcheons 6¾ x 2⅛ inches
GN1655	" " " GN186 " 7½ x 2¼ "

No. 820 lock (page 197), 3 lever-tumblers, may be substituted for No. 821 in the above sets at an additional price. Add ¾ to set number.



Lock No. 831
(Set No. GN2083)

No. 1620 lock

Case 3½ x 3¼ x ⅝ inches — Bronze front and bolts: Easy-spring latch bolt
Backset 2¾ inches — 3 lever-tumblers: Solid steel key

For full description of lock see page 199

Set No.	Description
GN1753	D135 spheroid knobs, GN184 escutcheons 6¾ x 2⅛ inches
GN1783	D35 " " GN84 " " "
GN1755	D135 " " GN186 " 7½ x 2¼ inches
GN1785	D35 " " GN86 " " "

No. 831 lock

Case 4 x 3½ x ⅝ inches — Bronze front and bolts: Easy-spring latch bolt
Backset 2½ inches — 1 lever-tumbler: Solid steel key

For full description of lock see page 203

Set No.	Description
GN2053	D135 spheroid knobs, GN184 escutcheons 6¾ x 2⅛ inches
GN2083	D35 " " GN84 " " "
GN2055	D135 " " GN186 " 7½ x 2¼ inches
GN2085	D35 " " GN86 " " "

No. 830 lock (page 203), 3 lever-tumblers, may be substituted for No. 831 in the above sets at an additional price. Add ¾ to set number.

When ordering give lock-set number and finish.
For finishes see page 91.

Cast Bronze

Cuts third size

GN Design

Square corners and beveled edges

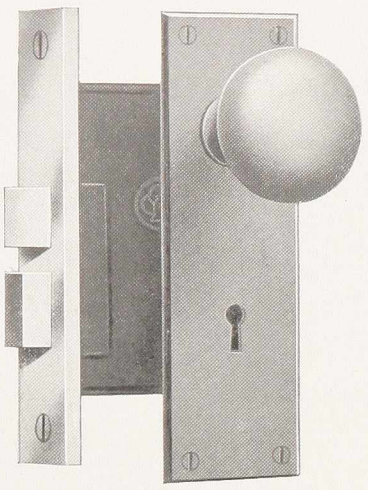

Lock No. 1500
(Set No. GN2183)

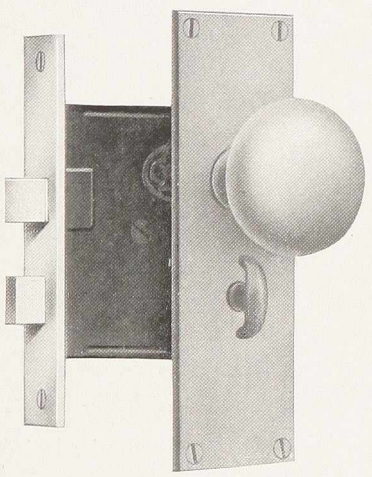

Lock No. 1519
(Set No. GN3153)

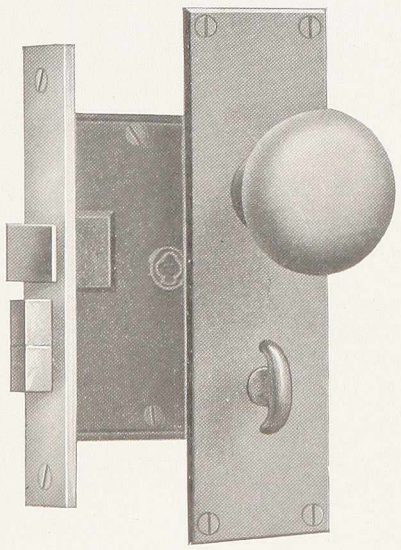

Lock No. 1525
(Set No. GN3685)

Locks in sets for inside doors

No. 1500 lock

Case 4¼ x 3½ x ⅝ inches — Bronze front and bolts: Easy-spring latch bolt
Backset 2¾ inches — 3 lever-tumblers: Solid steel key

For full description of lock see page 202

Set No.	Description					
GN2153	D135	spheroid knobs,	GN184	escutcheons	6¾ x 2⅛ inches	
GN2183	D35	" "	GN84	"	" "	
GN2155	D135	" "	GN186	"	7½ x 2¼ inches	
GN2185	D35	" "	GN86	"	" "	

Locks in sets for communicating doors

No. 1519 lock

Case 3½ x 3½ x ⅝ inches — Bronze front and bolts
Backset 2¾ inches — Easy-spring latch bolt

For full description of lock see page 191

Set No.	Description				
GN3153	D135	spheroid knobs,	GN184 and GN184½ escns.	6¾ x 2⅛ ins.	
GN3155	"	" "	GN186 and GN186½ "	7½ x 2¼ "	

No. 1535 lock

Case 4⅜ x 3½ x ⅝ inches — Bronze front and bolts
Backset 2¾ inches — Easy-spring latch bolt

For full description of lock see page 192

Set No.	Description				
GN3283	D35	spheroid knobs,	GN84 and GN84½ escns.	6¾ x 2⅛ ins.	
GN3285	"	" "	GN86 and GN86½ "	7½ x 2¼ "	

No. 1529 lock

Case 4½ x 3⅜ x ⅝ inches — Bronze front and bolts
Backset 2¾ inches — Easy-spring latch bolt

For full description of lock see page 191

Set No.	Description				
GN3453	D135	spheroid knobs,	GN184½	escutcheons	6¾ x 2⅛ ins.
GN3455	"	" "	GN186½	"	7½ x 2¼ "

No. 1525 lock

Case 4⅜ x 3½ x ⅝ inches — Bronze front and bolts
Backset 2¾ inches — Easy-spring latch bolt

For full description of lock see page 193

Set No.	Description				
GN3683	D35	spheroid knobs,	GN84½	escutcheons	6¾ x 2⅛ ins.
GN3685	"	" "	GN86½	"	7½ x 2¼ "

When ordering give lock-set number and finish.
For finishes see page 91.

Cuts third size

GN Design

Square corners and beveled edges



Lock No. 1715
(Set No. GN113)

Locks in sets for sliding doors
No. 1705 series

Case 5¼ x 4 x ⅝ inches — Bronze front, bolt and pull
Backset 2¾ inches — Adjustable bronze key
For full description of locks see page 214

Set No.	Description
GN103	1705 lock, 2 GN850 cup escutcheons 6 x 2½ inches
GN113	1715 " 4 " " " " "
GN123	1725 " 4 " " " " "

No. 1706 series

Case 5½ x 3⅜ x ¾ inches — Bronze front, bolt and pull
Backset 2¾ inches — Adjustable bronze key
For full description of locks see page 215

Set No.	Description
GN137	1706 lock, 2 GN854 cup escutcheons 8 x 3 inches
GN147	1716 " 4 " " " " "
GN157	1726 " 4 " " " " "

Locks in sets for vestibule doors
No. 790 lock

Case 5 x 3¾ x ¾ inches — Bronze front and easy-spring bolt
Backset 2¾ inches — 5 pin-tumblers: Paracentric keys
For full description of lock see page 222

Set No.	Description
GN8380	D35 spheroid knobs, GN87 escn. 8 x 2½ ins., GN85 escn. 7 x 2¼ ins.
GN8382	D35 spheroid knobs, GN88 escn. 9 x 2½ ins., GN85 escn. 7 x 2¼ ins.
GN8383	D35 spheroid knobs, GN88 escn. 9 x 2½ ins., GN87 escn. 8 x 2½ ins.
GN8385	D36 spheroid knobs, GN89 escn. 10 x 2¾ ins., GN85 escn. 7 x 2¼ ins.
GN8386	D36 spheroid knobs, GN89 escn. 10 x 2¾ ins., GN87 escn. 8 x 2½ ins.
GN8388	D36 spheroid knobs, GN89 escns. 10 x 2¾ ins.



Lock No. 790
(Set No. GN8380)



Lock No. 750
(Set No. GN8289)

Locks in sets for front doors
No. 750 lock

Case 6 x 3¾ x ¾ inches — Bronze front and bolts: Easy-spring latch bolt
Backset 2¾ inches — 5 pin-tumblers: Paracentric keys
For full description of lock see page 222

Set No.	Description
GN8282	D36 spheroid knobs, GN88 escn. 9 x 2½ ins., GN85½ escn. 7 x 2¼ inches
GN8283	" " " GN88 " " " GN87½ " 8 x 2½ "
GN8284	" " " GN88 " " " GN88 " 9 x 2½ "
GN8285	" " " GN89 " 10 x 2¾ " GN85½ " 7 x 2¼ "
GN8286	" " " GN89 " " " GN87½ " 8 x 2½ "
GN8288	" " " GN89 " " " GN89½ " 10 x 2¾ "
GN8289	" " " GN92 " 12 x 3 " GN92½ " 12 x 3 "

When ordering give lock-set number and finish.
For finishes see page 91.

DT Design

Round corners and round edges

Also made in wrought brass

For list and description of finishes see page 91



Nos. DT89 and D36

Knobs and roses

No.	Size	Description
X135	2¼ x 2¼ inches	Wood knob with No. 1 (low) shank
X105	" "	" " " " " "
D115	" "	Band " " " " "
D125	" "	Bead " " " " "
D25	" "	" " " No. 0 (high) "
D37	2½ x 2½ "	Spheroid knob with No. 0 (high) shank
D36	2½ x 2¼ "	" " " " " " "
D35	2¼ x 2¼ "	" " " " " " "
D137	2½ x 2½ "	Spheroid knob with No. 1 (low) shank
D136	2½ x 2¼ "	" " " " " " "
D135	2¼ x 2¼ "	" " " " " " "
H223	2¼ ins. diam.	Rose with No. 0 (high) thimble
D323	" " "	" " No. 1 (low) "

For other knobs which may be associated with this design see pages 389 to 396.



Nos. DT188 and D135



No. DT812



Nos. D125 and D323



Nos. DT186½ and D135

Escutcheons

DT82	5½ x 1⅝ inches	With No. 0 thimble for 3½ in. locks *only*
DT182	" "	" No. 1 " " " " " " "
DT83	6 x 2 "	With No. 0 thimble for 3½ to 4½ in. locks
DT183	" "	" No. 1 " " " " " " "
DT84	6½ x 2⅛ "	With No. 0 thimble for 3½ to 5 in. locks
DT184	" "	" No. 1 " " " " " " "
DT85	7 x 2¼ "	With No. 0 thimble for 3½ to 5½ in. locks
DT185	" "	" No. 1 " " " " " " "
DT86	7½ x 2¼ "	With No. 0 thimble for 3½ to 6 in. locks
DT186	" "	" No. 1 " " " " " " "
DT88	9 x 2½ "	With No. 0 thimble for 5 to 7½ in. locks
DT188	" "	" No. 1 " " " " " " "
DT89	10 x 2¾ "	With No. 0 thimble for 5 to 7½ in. locks
DT189	" "	" No. 1 " " " " " " "
DT92	12 x 3 "	With No. 0 thimble for 5 to 7½ in. locks
DT192	" "	" No. 1 " " " " " " "
DT812	1¾ x 1 "	Key plate for all locks
DT813	" "	" " " " " "
DT1850	4 x 2⅛ "	Cup for all sliding door locks
DT2850	6 x 2 "	" " " " " "
DT3854	7¼ x 2¼ "	" " " " " "

List number of lock to be associated with escutcheons must always be specified.
For escutcheons with thumb-turns add ½ to list number.
For other pieces which may be associated with this design see pages 287 to 494.



No. DT2850



Nos. DT184 and D135

When ordering give list number (in the case of escutcheons also lock number) and finish. For finishes see page 91.

DT Design

Round corners and round edges



Lock No. 802
(Set No. DT10050)

Locks in sets for inside doors

No. 802 lock

Case 3⅝ x 3¼ x ⅝ inches — Bronze front and bolts
Backset 2½ inches — 1 lever-tumbler: Solid steel key

For full description of lock see page 196

Set No.	Description					
DT10050	X135 wood knobs,	DT182	escutcheons	5½ x 1⅝	inches	
DT10055	X105 " "	"	"	"	"	
DT430	D115 band "	"	"	"	"	
DT440	D125 bead "	"	"	"	"	
DT10051	X135 wood "	DT183	escutcheons	6	x 2	inches
DT10056	X105 " "	"	"	"	"	
DT432	D115 band "	"	"	"	"	
DT442	D125 bead "	"	"	"	"	
DT452	D135 spheroid "	"	"	"	"	

No. 800 lock (page 196), 3 lever-tumblers, may be substituted for No. 802 in the above sets at an additional price. Add ¾ to set number.

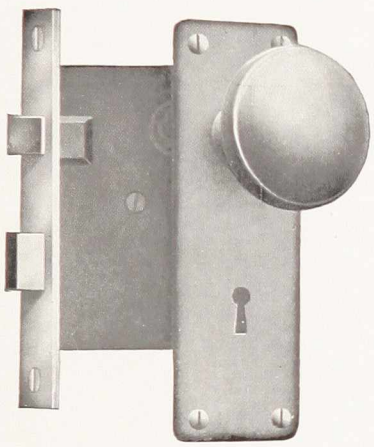

Lock No. 882
(Set No. DT732)

No. 882 lock

Steel case 3½ x 3¼ x ½ ins. — Bronze front and bolts: Easy-spring latch bolt
Backset 2⅝ inches — 1 *cast* lever-tumbler: Solid steel key

For full description of lock see page 198

Set No.	Description					
DT10060	X135 wood knobs,	DT182	escutcheons	5½ x 1⅝	inches	
DT10065	X105 " "	"	"	"	"	
DT730	D115 band "	"	"	"	"	
DT740	D125 bead "	"	"	"	"	
DT10061	X135 wood "	DT183	escutcheons	6	x 2	inches
DT10066	X105 " "	"	"	"	"	
DT732	D115 band "	"	"	"	"	
DT742	D125 bead "	"	"	"	"	
DT752	D135 spheroid "	"	"	"	"	



Lock No. 881
(Set No. DT1052)

No. 881 lock

Same as No. 882 but with 1 *steel* lever-tumbler

Set No.	Description					
DT10070	X135 wood knobs,	DT182	escutcheons	5½ x 1⅝	inches	
DT10075	X105 " "	"	"	"	"	
DT1030	D115 band "	"	"	"	"	
DT1040	D125 bead "	"	"	"	"	
DT10071	X135 wood "	DT183	escutcheons	6	x 2	inches
DT10076	X105 " "	"	"	"	"	
DT1032	D115 band "	"	"	"	"	
DT1042	D125 bead "	"	"	"	"	
DT1052	D135 spheroid "	"	"	"	"	

No. 880 lock (page 198), 3 lever-tumblers, may be substituted for No. 881 in the above sets at an additional price. Add ¾ to set number.

When ordering give lock-set number and finish.
For finishes see page 91.

DT Design

Round corners and round edges

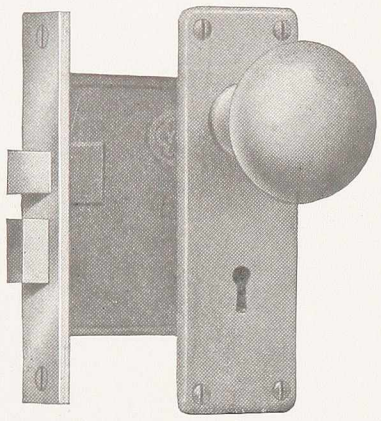

Lock No. 821
(Set No. DT1652)

Locks in sets for inside doors

No. 821 lock

Case 3½ x 3⅝ x ½ inches — Bronze front and bolts: Easy-spring latch bolt
Backset 2¾ inches — 1 lever-tumbler: Solid steel key

For full description of lock see page 197

Set No.	Description						
DT1630	D115	band	knobs,	DT182	escutcheons	5½ x 1⅝	inches
DT1640	D125	bead	"	"	"	"	"
DT1632	D115	band	"	DT183	escutcheons	6 x 2	inches
DT1642	D125	bead	"	"	"	"	"
DT1652	D135	spheroid	"	"	"	"	"
DT1643	D125	bead	"	DT184	escutcheons	6½ x 2⅛	inches
DT1653	D135	spheroid	"	"	"	"	"

No. 820 lock (page 197), 3 lever-tumblers, may be substituted for No. 821 in the above sets at an additional price. Add ¾ to set number.

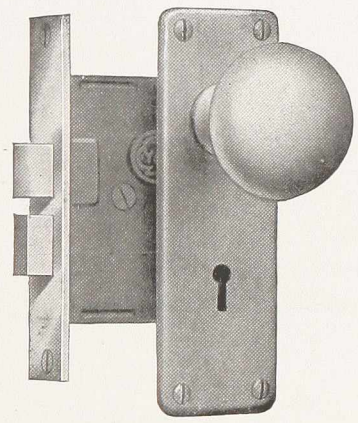

Lock No. 1620
(Set No. DT1782)

No. 1620 lock

Case 3½ x 3¼ x ⅝ inches — Bronze front and bolts: Easy-spring latch bolt
Backset 2¾ inches — 3 lever-tumblers: Solid steel key

For full description of lock see page 199

Set No.	Description						
DT1742	D125	bead	knobs,	DT183	escutcheons	6 x 2	inches
DT1752	D135	spheroid	"	"	"	"	"
DT1772	D25	bead	"	DT83	"	"	"
DT1782	D35	spheroid	"	"	"	"	"
DT1743	D125	bead	"	DT184	escutcheons	6½ x 2⅛	inches
DT1753	D135	spheroid	"	"	"	"	"
DT1773	D25	bead	"	DT84	"	"	"
DT1783	D35	spheroid	"	"	"	"	"
DT1774	D25	bead	"	DT85	escutcheons	7 x 2¼	inches
DT1784	D35	spheroid	"	"	"	"	"



Lock No. 831
(Set No. DT2042)

No. 831 lock

Case 4 x 3½ x ⅝ inches — Bronze front and bolts: Easy-spring latch bolt
Backset 2½ inches — 1 lever-tumbler: Solid steel key

For full description of lock see page 203

Set No.	Description						
DT2032	D115	band	knobs,	DT183	escutcheons	6 x 2	inches
DT2042	D125	bead	"	"	"	"	"
DT2052	D135	spheroid	"	"	"	"	"
DT2043	D125	bead	"	DT184	escutcheons	6½ x 2⅛	inches
DT2053	D135	spheroid	"	"	"	"	"
DT2044	D125	bead	"	DT185	escutcheons	7 x 2¼	inches
DT2054	D135	spheroid	"	"	"	"	"

No. 830 lock (page 203), 3 lever-tumblers, may be substituted for No. 831 in the above sets at an additional price. Add ¾ to set number.

When ordering give lock-set number and finish.
For finishes see page 91.

DT Design

Round corners and round edges



Lock No. 1500
(Set No. DT2184)



Lock No. 841
(Set No. DT2342)



Lock No. 851
(Set No. DT2554)

Locks in sets for inside doors

No. 1500 lock

Case 4¼ x 3½ x ⅝ inches — Bronze front and bolts: Easy-spring latch bolt
Backset 2¾ inches — 3 lever-tumblers: Solid steel key

For full description of lock see page 202

Set No.	Description						
DT2142	D125	bead	knobs,	DT183	escutcheons	6 x 2	inches
DT2152	D135	spheroid	"	"	"	"	"
DT2172	D25	bead	"	DT83	"	"	"
DT2182	D35	spheroid	"	"	"	"	"
DT2143	D125	bead	"	DT184	escutcheons	6½ x 2⅛	inches
DT2153	D135	spheroid	"	"	"	"	"
DT2173	D25	bead	"	DT84	"	"	"
DT2183	D35	spheroid	"	"	"	"	"
DT2174	D25	bead	"	DT85	escutcheons	7 x 2¼	inches
DT2184	D35	spheroid	"	"	"	"	"
DT2175	D25	bead	"	DT86	escutcheons	7½ x 2¼	inches
DT2185	D35	spheroid	"	"	"	"	"

No. 841 lock

Case 4½ x 3½ x ⅝ inches — Bronze front and bolts: Easy-spring latch bolt
Backset 2½ inches — 1 lever-tumbler: Solid steel key

For full description of lock see page 203

Set No.	Description						
DT2342	D125	bead	knobs,	DT183	escutcheons	6 x 2	inches
DT2352	D135	spheroid	"	"	"	"	"
DT2343	D125	bead	"	DT184	escutcheons	6½ x 2⅛	inches
DT2353	D135	spheroid	"	"	"	"	"
DT2344	D125	bead	"	DT185	escutcheons	7 x 2¼	inches
DT2354	D135	spheroid	"	"	"	"	"

No. 840 lock (page 203), 3 lever-tumblers, may be substituted for No. 841 in the above sets at an additional price. Add ¾ to set number.

No. 851 lock

Case 5 x 3⅞ x ⅝ inches — Bronze front and bolts: Easy-spring latch bolt
Backset 3 inches — 1 lever-tumbler: Solid steel key

For full description of lock see page 206

Set No.	Description						
DT2543	D125	bead	knobs,	DT184	escutcheons	6½ x 2⅛	inches
DT2553	D135	spheroid	"	"	"	"	"
DT2544	D125	bead	"	DT185	escutcheons	7 x 2¼	inches
DT2554	D135	spheroid	"	"	"	"	"
DT2545	D125	bead	"	DT186	escutcheons	7½ x 2¼	inches
DT2555	D135	spheroid	"	"	"	"	"

No. 850 lock (page 206), 3 lever-tumblers, may be substituted for No. 851 in the above sets at an additional price. Add ¾ to set number.

When ordering give lock-set number and finish.
For finishes see page 91.

Cuts third size

DT Design

Round corners and round edges

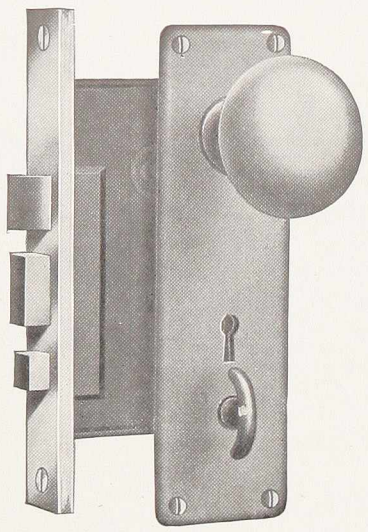

Lock No. 1402
(Set No. DT2854)

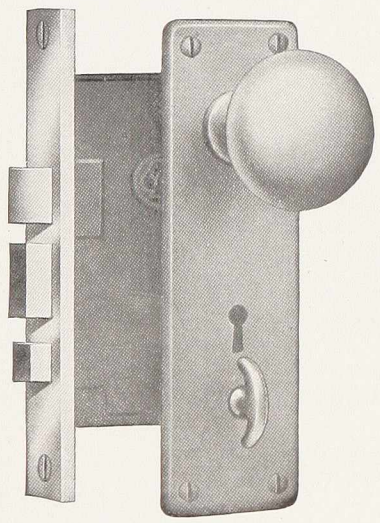

Lock No. 861
(Set No. DT2754)

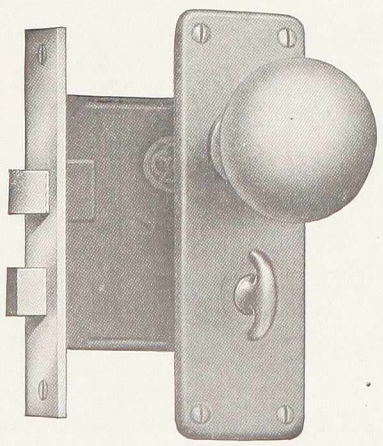

Lock No. 1519
(Set No. DT3152)

Locks in sets for inside doors

No. 1402 lock

Case 5 x 3½ x 3¼ inches — Bronze front and three bolts: Easy-spring latch bolt
Backset 2¾ inches — 3 lever-tumblers: Solid steel key

For full description of lock see page 207

Set No.	Description
DT2843	D125 bead knobs, DT184 and DT184½ escns. 6½ x 2⅛ ins.
DT2853	D135 spheroid " " " " " " " "
DT2873	D25 bead " DT84 and DT84½ " " "
DT2883	D35 spheroid " " " " " " " "
DT2844	D125 bead " DT185 and DT185½ escns. 7 x 2¼ ins.
DT2854	D135 spheroid " " " " " " " "
DT2874	D25 bead " DT85 and DT85½ " " "
DT2884	D35 spheroid " " " " " " " "
DT2875	D25 bead " DT86 and DT86½ escns. 7½ x 2¼ ins.
DT2885	D35 spheroid " " " " " " " "

No. 861 lock

Case 5⅛ x 3⅜ x ⅝ inches — Bronze front and three bolts: Easy-spring latch bolt
Backset 2½ inches — 1 lever-tumbler: Solid steel key

For full description of lock see page 206

Set No.	Description
DT2743	D125 bead knobs, DT184 and DT184½ escns. 6½ x 2⅛ ins.
DT2753	D135 spheroid " " " " " " " "
DT2744	D125 bead " DT185 and DT185½ escns. 7 x 2¼ ins.
DT2754	D135 spheroid " " " " " " " "
DT2745	D125 bead " DT186 and DT186½ escns. 7½ x 2¼ ins.
DT2755	D135 spheroid " " " " " " " "

No. 860 lock (page 206), 3 lever-tumblers, may be substituted for No. 861 in the above sets at an additional price. Add ¾ to list number.

Locks in sets for communicating doors

No. 1519 lock

Case 3½ x 3½ x ⅝ inches — Bronze front and bolts
Backset 2¾ inches — Easy-spring latch bolt

For full description of lock see page 191

Set No.	Description
DT10080	X135 wood knobs, DT182 and DT182½ escns. 5½ x 1⅝ ins.
DT10085	X105 " " " " " " " " "
DT3130	D115 band " " " " " " " "
DT3140	D125 bead " " " " " " " "
DT10081	X135 wood " DT183 and DT183½ escns. 6 x 2 ins.
DT10086	X105 " " " " " " " " "
DT3132	D115 band " " " " " " " "
DT3142	D125 bead " " " " " " " "
DT3152	D135 spheroid " " " " " " " "

When ordering give lock-set number and finish.
For finishes see page 91.

YALE

DT Design

Round corners and round edges



Lock No. 1529
(Set No. DT3443)

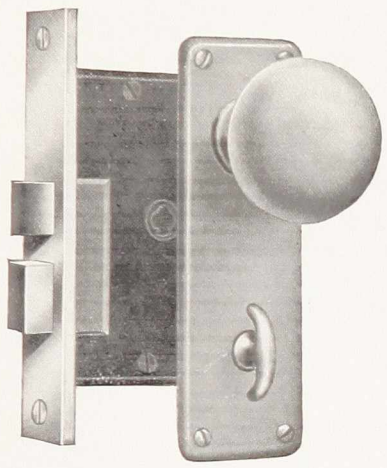

Lock No. 1535
(Set No. DT3282)



Lock No. 1525
(Set No. DT3682)

Locks in sets for communicating doors

No. 1529 lock

Case 4½ x 3⅜ x ⅝ inches — Bronze front and bolts
Backset 2¾ inches — Easy-spring latch bolt
For full description of lock see page 191

Set No.	Description
DT10090	X135 wood knobs, DT183½ escutcheons 6 x 2 inches
DT10095	X105 " " " " " "
DT3432	D115 band " " " " " "
DT3442	D125 bead " " " " " "
DT10091	X135 wood " DT184½ escutcheons 6½ x 2⅛ inches
DT10096	X105 " " " " " "
DT3433	D115 band " " " " " "
DT3443	D125 bead " " " " " "
DT3453	D135 spheroid " " " " " "

No. 1535 lock

Case 4⅜ x 3½ x ⅝ inches — Bronze front and bolts
Backset 2¾ inches — Easy-spring latch bolt
For full description of lock see page 192

Set No.	Description
DT3242	D125 bead knobs, DT183 and DT183½ escns. 6 x 2 ins.
DT3252	D135 spheroid " " " " " " " "
DT3272	D25 bead " DT83 and DT83½ " " "
DT3282	D35 spheroid " " " " " " " "
DT3243	D125 bead " DT184 and DT184½ escns. 6½ x 2⅛ ins.
DT3253	D135 spheroid " " " " " " " "
DT3273	D25 bead " DT84 and DT84½ " " "
DT3283	D35 spheroid " " " " " " " "
DT3245	D125 bead " DT186 and DT186½ escns. 7½ x 2¼ ins.
DT3255	D135 spheroid " " " " " " " "
DT3275	D25 bead " DT86 and DT86½ " " "
DT3285	D35 spheroid " " " " " " " "

No. 1525 lock

Case 4⅜ x 3½ x ⅝ inches — Bronze front and bolts
Backset 2¾ inches — Easy-spring latch bolt
For full description of lock see page 193

Set No.	Description
DT3642	D125 bead knobs, DT183½ escutcheons 6 x 2 inches
DT3652	D135 spheroid " " " " " "
DT3672	D25 bead " DT83½ " " "
DT3682	D35 spheroid " " " " " "
DT3643	D125 bead " DT184½ escutcheons 6½ x 2⅛ inches
DT3653	D135 spheroid " " " " " "
DT3673	D25 bead " DT84½ " " "
DT3683	D35 spheroid " " " " " "
DT3645	D125 bead " DT186½ escutcheons 7½ x 2¼ inches
DT3655	D135 spheroid " " " " " "
DT3675	D25 bead " DT86½ " " "
DT3685	D35 spheroid " " " " " "

When ordering give lock-set number and finish.
For finishes see page 91.

DT Design

Round corners and round edges

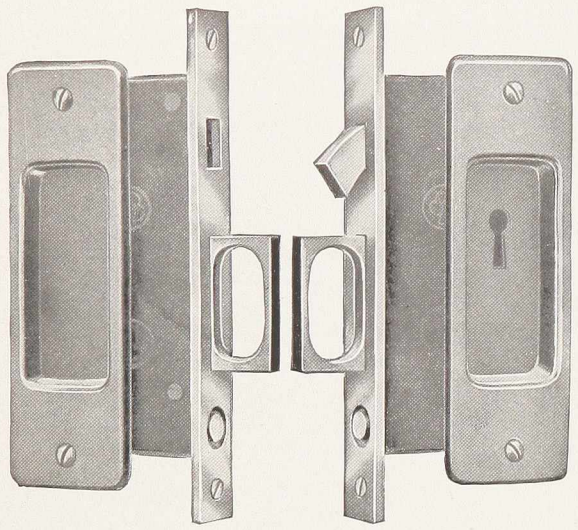

Lock No. 1715
(Set No. DT113)

Locks in sets for sliding doors

No. 1705 series

Case 5¼ x 4 x 5/8 inches — Bronze front, bolt and pull
Backset 2¾ inches — Adjustable bronze key

For full description of locks see page 214

Set No.	Description
DT100	1705 lock, 2 DT1850 cup escutcheons 4 x 2⅛ inches
DT110	1715 " 4 " " " " "
DT120	1725 " 4 " " " " "
DT103	1705 lock, 2 DT2850 cup escutcheons 6 x 2 inches
DT113	1715 " 4 " " " " "
DT123	1725 " 4 " " " " "
DT105	1705 lock, 2 DT3854 cup escutcheons 7¼ x 2¼ inches
DT115	1715 " 4 " " " " "
DT125	1725 " 4 " " " " "

No. 1706 series

Case 5½ x 3⅜ x ¾ inches — Bronze front, bolt and pull
Backset 2¾ inches — Adjustable bronze key

For full description of locks see page 215

Set No.	Description
DT133	1706 lock, 2 DT2850 cup escutcheons 6 x 2 inches
DT143	1716 " 4 " " " " "
DT153	1726 " 4 " " " " "
DT135	1706 lock, 2 DT3854 cup escutcheons 7¼ x 2¼ inches
DT145	1716 " 4 " " " " "
DT155	1726 " 4 " " " " "



Lock No. 1716
(Set No. DT143)



Lock No. 79G
(Set No. DT10212)

Locks (with double-throw bolt) in sets for office and other doors

For description of locks see page 151

Set No.	Description
DT10200	74G lock, 1 956 lever handle, 1 DT185½ escn. 7 x 2¼ ins.
DT10201	74¼G " 1 " " " 1 DT185 " " "
DT10202	75G " 1 " " " 1 DT185½ " " "
DT10203	75¼G " 1 " " " 1 DT185 " " "
DT10210	78G lock, 2 956 lever handles, 1 each DT185 and DT185½ escn. 7 x 2¼ ins.
DT10211	78¼G " 2 " " " 2 DT185 escns. 7 x 2¼ ins.
DT10212	79G " 2 " " " 1 each DT185 and DT185½ escn. 7 x 2¼ ins.
DT10213	79¼G " 2 " " " 2 DT185 escns. 7 x 2¼ ins.

When ordering give lock-set number and finish.
For finishes see page 91.

YALE

DT Design

Round corners and round edges



Lock No. 405
(Set No. DT8500)

Locks in sets for store doors

No. 405 lock

Case 4½ x 3 x 5/8 inches — Bronze front and bolts: Easy-spring latch bolt
Backset 2⅛ inches — 3 lever-tumblers: Flat steel keys

For full description of lock see page 231

Set No.	Description					
DT8500	405	lock,	DT13110	handles	(page 354)	12 x 3 inches
DT8505	"	"	DT13310	"	" "	" "

No. 405½ lock

Same as No. 405 but with *rabbeted* front

Set No.	Description					
DT8501	405½	lock,	DT13110	handles	(page 354)	12 x 3 inches
DT8506	"	"	DT13310	"	" "	" "

Locks in sets for store doors

No. 2405 lock

Same as No. 405 but with *anti-friction* latch bolt

Set No.	Description					
DT8502	2405	lock,	DT13110	handles	(page 354)	12 x 3 inches
DT8507	"	"	DT13310	"	" "	" "

No. 2405½ lock

Same as No. 405 but with *rabbeted* front and *anti-friction* latch bolt

Set No.	Description					
DT8503	2405½	lock,	DT13110	handles	(page 354)	12 x 3 inches
DT8508	"	"	DT13310	"	" "	" "



Lock No. 405
(Set No. DT8505)

When ordering give lock-set number and finish.
For finishes see page 91.

DT Design

Round corners and round edges

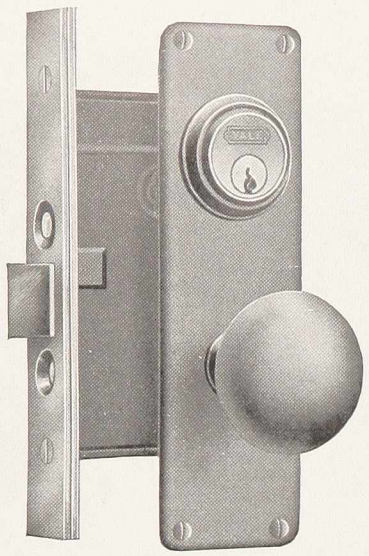

Lock No. 790
(Set No. DT8381)



Lock No. 771
(Set No. DT4851)

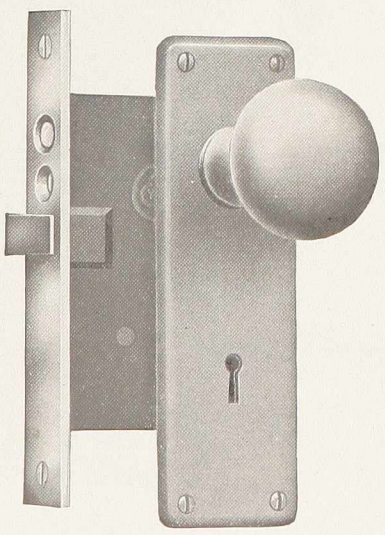

Lock No. 711
(Set No. DT5851)

Locks in sets for vestibule doors

No. 790 lock

Case 5 x 3¾ x ¾ inches — Bronze front and easy-spring bolt
Backset 2¾ inches — 5 pin-tumblers: Paracentric keys
For full description of lock see page 222

Set No.	Description
DT7881	D35 spheroid knobs, DT86 escn. 7½ x 2¼ ins., H223 rose
DT8381	" " " DT86 escutcheons 7½ x 2¼ ins.
DT7888	D36 " " DT89 escn. 10 x 2¾ ins., H223 rose
DT8386	" " " DT89 escn. 10 x 2¾ ins., DT86 escn. 7½ x 2¼ ins.
DT8387	" " " DT89 escn. 10 x 2¾ ins., DT88 escn. 9 x 2½ ins.

No. 771 lock

Case 3⅜ x 3⅝ x ⅝ inches — Bronze front and easy-spring bolt
Backset 2¾ inches — 1 lever-tumbler: Solid steel key
For full description of lock see page 220

Set No.	Description
DT4831	D115 band knobs, DT185 escn. 7 x 2¼ ins., D323 rose
DT4841	D125 bead " " " " " " " "
DT4851	D135 spheroid " " " " " " " "
DT5330	D115 band " DT186 escn. 7½ x 2¼ ins., DT183 escn. 6 x 2 ins.
DT5340	D125 bead " DT186 escn. 7½ x 2¼ ins., DT183 escn. 6 x 2 ins.
DT5350	D135 spheroid " DT186 escn. 7½ x 2¼ ins., DT183 escn. 6 x 2 ins.
DT5342	D125 bead " DT188 escn. 9 x 2½ ins., DT183 escn. 6 x 2 ins.
DT5352	D135 spheroid " DT188 escn. 9 x 2½ ins., DT183 escn. 6 x 2 ins.

No. 711 lock

Steel case 4¾ x 3⅝ x 9/16 inches — Bronze front and easy-spring bolt
Backset 2¾ inches — 1 lever-tumbler: Solid steel key
For full description of lock see page 221

Set No.	Description
DT5831	D115 band knobs, DT185 escn. 7 x 2¼ ins., D323 rose
DT5841	D125 bead " " " " " " " "
DT5851	D135 spheroid " " " " " " " "
DT6330	D115 band " DT186 escn. 7½ x 2¼ ins., DT183 escn. 6 x 2 ins.
DT6340	D125 bead " DT186 escn. 7½ x 2¼ ins., DT183 escn. 6 x 2 ins.
DT6350	D135 spheroid " DT186 escn. 7½ x 2¼ ins., DT183 escn. 6 x 2 ins.
DT6342	D125 bead " DT188 escn. 9 x 2½ ins., DT183 escn. 6 x 2 ins.
DT6352	D135 spheroid " DT188 escn. 9 x 2½ ins., DT183 escn. 6 x 2 ins.

When ordering give lock-set number and finish.
For finishes see page 91.

YALE



Lock No. 750
(Set No. DT8288)



Lock No. 761
(Set No. DT5250)

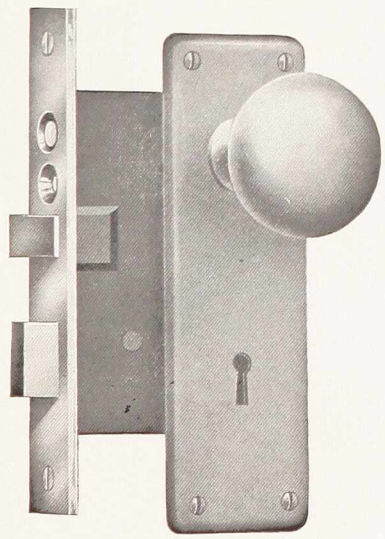

Lock No. 701
(Set No. DT6250)

DT Design

Round corners and round edges

Locks in sets for front doors

No. 750 lock

Case 6 x 3¾ x ¾ inches — Bronze front and bolts: Easy-spring latch bolt
Backset 2¾ inches — 5 pin-tumblers: Paracentric keys

For full description of lock see page 222

Set No.			Description
DT8281	D36	spheroid knobs,	DT86 and DT86½ escns. 7½ x 2¼ ins.
DT8283	"	" "	DT88 escn. 9 x 2½ ins., DT86½ escn. 7½ x 2¼ ins.
DT8286	"	" "	DT89 escn. 10 x 2¾ ins., DT86½ escn. 7½ x 2¼ ins.
DT8287	"	" "	DT89 escn. 10 x 2¾ ins., DT88½ escn. 9 x 2½ ins.
DT8288	"	" "	DT89 and DT89½ escns. 10 x 2¾ ins.

No. 761 lock

Case 4¾ x 3⅝ x ⅝ inches — Bronze front and bolts: Easy-spring latch bolt
Backset 2¾ inches — 1 lever-tumbler: Solid steel key

For full description of lock see page 220

Set No.			Description
DT4731	D115	band knobs,	DT186 escn. 7½ x 2¼ ins., D323 rose
DT4741	D125	bead "	" " " " " "
DT4751	D135	spheroid "	" " " " " "
DT5230	D115	band "	DT186 escn. 7½ x 2¼ ins., DT184 escn. 6½ x 2⅛ ins.
DT5240	D125	bead "	DT186 escn. 7½ x 2¼ ins., DT184 escn. 6½ x 2⅛ ins.
DT5250	D135	spheroid "	DT186 escn. 7½ x 2¼ ins., DT184 escn. 6½ x 2⅛ ins.
DT4748	D125	bead "	DT189 escn. 10 x 2¾ ins., D323 rose
DT4758	D136	spheroid "	" " " " " "
DT5246	D125	bead "	DT189 escn. 10 x 2¾ ins., DT185 escn. 7 x 2¼ ins.
DT5256	D136	spheroid "	DT189 escn. 10 x 2¾ ins., DT185 escn. 7 x 2¼ ins.

No. 701 lock

Steel case 4¾ x 3⅝ x 9/16 ins. — Bronze front and bolts: Easy-spring latch bolt
Backset 2¾ inches — 1 lever-tumbler: Solid steel key

For full description of lock see page 221

Set No.			Description
DT5731	D115	band knobs,	DT186 escn. 7½ x 2¼ ins., D323 rose
DT5741	D125	bead "	" " " " " "
DT5751	D135	spheroid "	" " " " " "
DT6230	D115	band "	DT186 escn. 7½ x 2¼ ins., DT184 escn. 6½ x 2⅛ ins.
DT6240	D125	bead "	DT186 escn. 7½ x 2¼ ins., DT184 escn. 6½ x 2⅛ ins.
DT6250	D135	spheroid "	DT186 escn. 7½ x 2¼ ins., DT184 escn. 6½ x 2⅛ ins.
DT5748	D125	bead "	DT189 escn. 10 x 2¾ ins., D323 rose
DT5758	D136	spheroid "	" " " " " "
DT6246	D125	bead "	DT189 escn. 10 x 2¾ ins., DT185 escn. 7 x 2¼ ins.
DT6256	D136	spheroid "	DT189 escn. 10 x 2¾ ins., DT185 escn. 7 x 2¼ ins.

When ordering give lock-set number and finish.
For finishes see page 91.

Cuts third size

Rolled Bronze

Cuts third size

DR Design

Square corners and beveled edges

Also made in rolled brass

For list and description of finishes see page 91



Nos. DR88 and D36



Nos. DR186 and D35

Knobs and roses

No.	Size	Description
X135	2¼ x 2¼ inches	Wood knob with No. 1 (low) shank
X105	" "	" " " " " "
D115	" "	Band " " " " "
D125	" "	Bead " " " " "
D25	" "	" " " No. 0 (high) "
D37	2½ x 2½ "	Spheroid knob with No. 0 (high) shank
D36	2½ x 2¼ "	" " " " " "
D35	2¼ x 2¼ "	" " " " " "
D137	2½ x 2½ "	Spheroid knob with No. 1 (low) shank
D136	2½ x 2¼ "	" " " " " "
D135	2¼ x 2¼ "	" " " " " "
H223	2¼ ins. diam.	Rose with No. 0 (high) thimble
D323	" " "	" " No. 1 (low) "

For other knobs which may be associated with this design see pages 389 to 396.



No. DR812

Escutcheons

DR181	4½ x 1	inches	Plate for locks No. 1600 series *only*
DR181½	"	"	" " " No. 1605 " "
DR82	5½ x 1¾	"	With No. 0 thimble for 3½ in. locks *only*
DR182	"	"	" No. 1 " " " " " "
DR83	6 x 2	"	With No. 0 thimble for 3½ to 4½ in. locks
DR183	"	"	" No. 1 " " " " " " "
DR84	6½ x 2⅛	"	With No. 0 thimble for 3½ to 5 in. locks
DR184	"	"	" No. 1 " " " " " " "
DR85	7 x 2¼	"	With No. 0 thimble for 3½ to 5½ in. locks
DR185	"	"	" No. 1 " " " " " " "
DR86	7½ x 2¼	"	With No. 0 thimble for 3½ " 6 in. locks
DR186	"	"	" No. 1 " " " " " " "
DR88	9 x 2½	"	With No. 0 thimble for 5 to 7½ in. locks
DR188	"	"	" No. 1 " " " " " "
DR812	2 x 1¼	"	Key plate for all locks
GR850	6 x 2½	"	Cup for all sliding door locks
GR854	8 x 3	"	" " " " " "

List number of lock to be associated with escutcheons must always be specified.
For escutcheons with thumb-turns add ½ to list number.
For other pieces which may be associated with this design see pages 287 to 494.



Nos. DR184 and D135



No. GR854



Nos. DR83½ and D35

When ordering give list number (in the case of escutcheons also lock number) and finish. For finishes see page 91.

Cuts third size

DR Design

Square corners and beveled edges



Lock No. 802
(Set No. DR10050)

Locks in sets for inside doors

No. 802 lock

Case 3⅝ x 3¼ x ⅝ inches — Bronze front and bolts
Backset 2½ inches — 1 lever-tumbler: Solid steel key

For full description of lock see page 196

Set No.	Description						
DR10050	X135	wood	knobs,	DR182	escutcheons	5½ x 1¾	inches
DR10055	X105	"	"	"	"	"	"
DR431	D115	band	"	"	"	"	"
DR441	D125	bead	"	"	"	"	"
DR10051	X135	wood	"	DR183	escutcheons	6 x 2	inches
DR10056	X105	"	"	"	"	"	"
DR432	D115	band	"	"	"	"	"
DR442	D125	bead	"	"	"	"	"
DR452	D135	spheroid	"	"	"	"	"

No. 800 lock (page 196), 3 lever-tumblers, may be substituted for No. 802 in the above sets at an additional price. Add ¾ to set number.

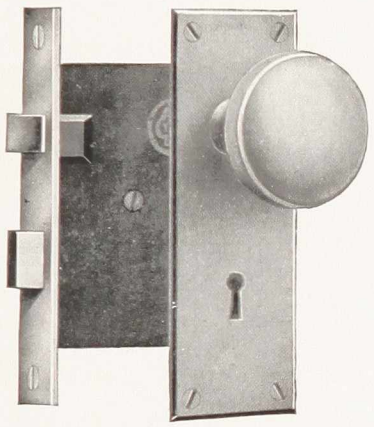

Lock No. 882
(Set No. DR732)

No. 882 lock

Steel case 3½ x 3¼ x ½ ins. — Bronze front and bolts: Easy-spring latch bolt
Backset 2⅝ inches — 1 *cast* lever-tumbler: Solid steel key

For full description of lock see page 198

Set No.	Description						
DR10060	X135	wood	knobs,	DR182	escutcheons	5½ x 1¾	inches
DR10065	X105	"	"	"	"	"	"
DR731	D115	band	"	"	"	"	"
DR741	D125	bead	"	"	"	"	"
DR10061	X135	wood	"	DR183	escutcheons	6 x 2	inches
DR10066	X105	"	"	"	"	"	"
DR732	D115	band	"	"	"	"	"
DR742	D125	bead	"	"	"	"	"
DR752	D135	spheroid	"	"	"	"	"

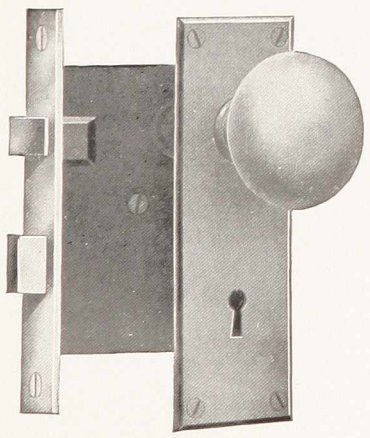

Lock No. 881
(Set No. DR1052)

No. 881 lock

Same as No. 882 but with 1 *steel* lever-tumbler

Set No.	Description						
DR10070	X135	wood	knobs,	DR182	escutcheons	5½ x 1¾	inches
DR10075	X105	"	"	"	"	"	"
DR1031	D115	band	"	"	"	"	"
DR1041	D125	bead	"	"	"	"	"
DR10071	X135	wood	"	DR183	escutcheons	6 x 2	inches
DR10076	X105	"	"	"	"	"	"
DR1032	D115	band	"	"	"	"	"
DR1042	D125	bead	"	"	"	"	"
DR1052	D135	spheroid	"	"	"	"	"

No. 880 lock (page 198), 3 lever-tumblers, may be substituted for No. 881 in the above sets at an additional price. Add ¾ to set number.

When ordering give lock-set number and finish.
For finishes see page 91.

DR Design

Square corners and beveled edges

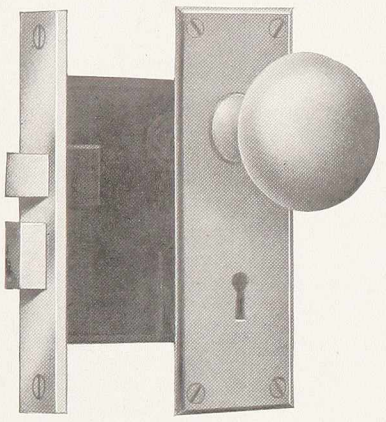

Lock No. 821
(Set No. DR1652)

Locks in sets for inside doors

No. 821 lock

Case 3½ x 3⅝ x ½ inches — Bronze front and bolts: Easy-spring latch bolt
Backset 2¾ inches — 1 lever-tumbler: Solid steel key
For full description of lock see page 197

Set No.	Description						
DR1631	D115	band	knobs,	DR182	escutcheons	5½ x 1¾	inches
DR1641	D125	bead	"	"	"	"	"
DR1632	D115	band	"	DR183	escutcheons	6 x 2	inches
DR1642	D125	bead	"	"	"	"	"
DR1652	D135	spheroid	"	"	"	"	"
DR1644	D125	bead	"	DR185	escutcheons	7 x 2¼	inches
DR1654	D135	spheroid	"	"	"	"	"

No. 820 lock (page 197), 3 lever-tumblers, may be substituted for No. 821 in the above sets at an additional price. Add ¾ to set number.

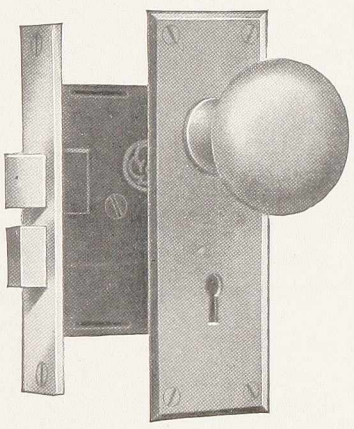

Lock No. 1620
(Set No. DR1782)

No. 1620 lock

Case 3½ x 3¼ x ⅝ inches — Bronze front and bolts: Easy-spring latch bolt
Backset 2¾ inches — 3 lever-tumblers: Solid steel key
For full description of lock see page 199

Set No.	Description						
DR1742	D125	bead	knobs,	DR183	escutcheons	6 x 2	inches
DR1752	D135	spheroid	"	"	"	"	"
DR1772	D25	bead	"	DR83	"	"	"
DR1782	D35	spheroid	"	"	"	"	"
DR1743	D125	bead	"	DR184	escutcheons	6½ x 2⅛	inches
DR1753	D135	spheroid	"	"	"	"	"
DR1773	D25	bead	"	DR84	"	"	"
DR1783	D35	spheroid	"	"	"	"	"
DR1774	D25	bead	"	DR85	escutcheons	7 x 2¼	inches
DR1784	D35	spheroid	"	"	"	"	"

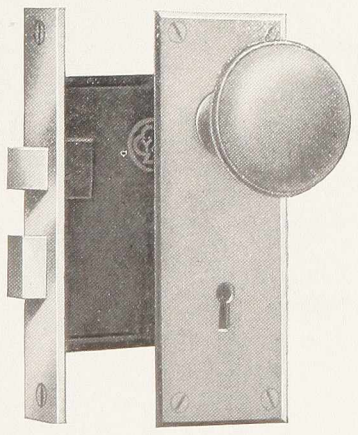

Lock No. 831
(Set No. DR2042)

No. 831 lock

Case 4 x 3½ x ⅝ inches — Bronze front and bolts: Easy-spring latch bolt
Backset 2½ inches — 1 lever-tumbler: Solid steel key
For full description of lock see page 203

Set No.	Description						
DR2032	D115	band	knobs,	DR183	escutcheons	6 x 2	inches
DR2042	D125	bead	"	"	"	"	"
DR2052	D135	spheroid	"	"	"	"	"
DR2043	D125	bead	"	DR184	escutcheons	6½ x 2⅛	inches
DR2053	D135	spheroid	"	"	"	"	"
DR2044	D125	bead	"	DR185	escutcheons	7 x 2¼	inches
DR2054	D135	spheroid	"	"	"	"	"

No. 830 lock (page 203), 3 lever-tumblers, may be substituted for No. 831 in the above sets at an additional price. Add ¾ to set number.

When ordering give lock-set number and finish.
For finishes see page 91.

Cuts third size

DR Design

Square corners and beveled edges



Lock No. 1500
(Set No. DR2184)



Lock No. 841
(Set No. DR2354)



Lock No. 851
(Set No. DR2554)

Locks in sets for inside doors

No. 1500 lock

Case 4¼ x 3½ x ⅝ inches — Bronze front and bolts: Easy-spring latch bolt
Backset 2¾ inches — 3 lever-tumblers: Solid steel key

For full description of lock see page 202

Set No.	Description						
DR2142	D125	bead	knobs,	DR183	escutcheons	6 x 2	inches
DR2152	D135	spheroid	"	"	"	"	"
DR2172	D25	bead	"	DR83	"	"	"
DR2182	D35	spheroid	"	"	"	"	"
DR2143	D125	bead	"	DR184	escutcheons	6½ x 2⅛	inches
DR2153	D135	spheroid	"	"	"	"	"
DR2173	D25	bead	"	DR84	"	"	"
DR2183	D35	spheroid	"	"	"	"	"
DR2174	D25	bead	"	DR85	escutcheons	7 x 2¼	inches
DR2184	D35	spheroid	"	"	"	"	"
DR2175	D25	bead	"	DR86	escutcheons	7½ x 2¼	inches
DR2185	D35	spheroid	"	"	"	"	"

No. 841 lock

Case 4½ x 3½ x ⅝ inches — Bronze front and bolts: Easy-spring latch bolt
Backset 2½ inches — 1 lever-tumbler: Solid steel key

For full description of lock see page 203

Set No.	Description						
DR2342	D125	bead	knobs,	DR183	escutcheons	6 x 2	inches
DR2352	D135	spheroid	"	"	"	"	"
DR2343	D125	bead	"	DR184	escutcheons	6½ x 2⅛	inches
DR2353	D135	spheroid	"	"	"	"	"
DR2344	D125	bead	"	DR185	escutcheons	7 x 2¼	inches
DR2354	D135	spheroid	"	"	"	"	"

No. 840 lock (page 203), 3 lever-tumblers, may be substituted for No. 841 in the above sets at an additional price. Add ¾ to set number.

No. 851 lock

Case 5 x 3⅞ x ⅝ inches — Bronze front and bolts: Easy-spring latch bolt
Backset 3 inches — 1 lever-tumbler: Solid steel key

For full description of lock see page 206

Set No.	Description						
DR2543	D125	bead	knobs,	DR184	escutcheons	6½ x 2⅛	inches
DR2553	D135	spheroid	"	"	"	"	"
DR2544	D125	bead	"	DR185	escutcheons	7 x 2¼	inches
DR2554	D135	spheroid	"	"	"	"	"

No. 850 lock (page 206), 3 lever-tumblers, may be substituted for No. 851 in the above sets at an additional price. Add ¾ to set number.

When ordering give lock-set number and finish.
For finishes see page 91.

DR Design

Square corners and beveled edges

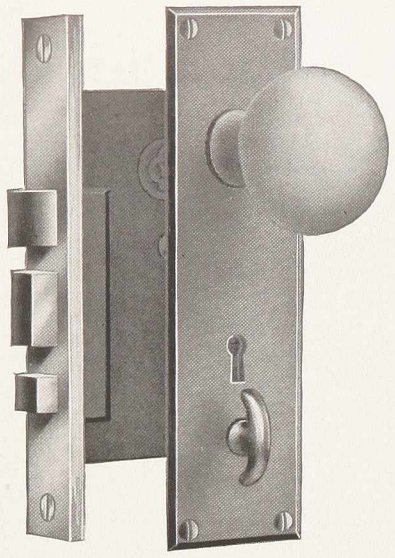

Lock No. 1402
(Set No. DR2885)

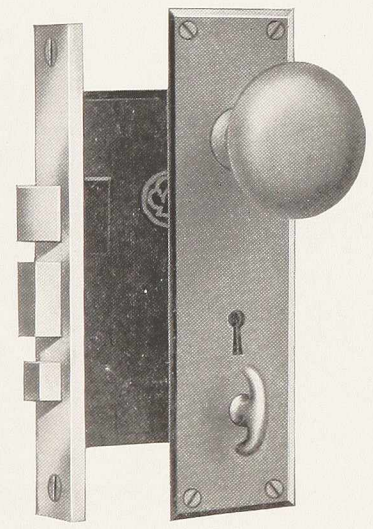

Lock No. 861
(Set No. DR2754)

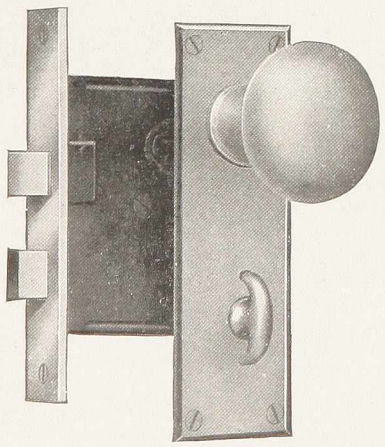

Lock No. 1519
(Set No. DR3152)

Locks in sets for inside doors

No. 1402 lock

Case 5 x 3½ x 3¼ inches — Bronze front and three bolts: Easy-spring latch bolt
Backset 2¾ inches — 3 lever-tumblers: Solid steel key

For full description of lock see page 207

Set No.	Description
DR2843	D125 bead knobs, DR184 and DR184½ escns. 6½ x 2⅛ ins.
DR2853	D135 spheroid " " " " " " " "
DR2873	D25 bead " DR84 and DR84½ " " "
DR2883	D35 spheroid " " " " " " " "
DR2844	D125 bead " DR185 and DR185½ escns. 7 x 2¼ ins.
DR2854	D135 spheroid " " " " " " " "
DR2874	D25 bead " DR85 and DR85½ " " "
DR2884	D35 spheroid " " " " " " " "
DR2875	D25 bead " DR86 and DR86½ escns. 7½ x 2¼ ins.
DR2885	D35 spheroid " " " " " " " "

No. 861 lock

Case 5⅛ x 3⅜ x ⅝ inches — Bronze front and three bolts: Easy-spring latch bolt
Backset 2½ inches — 1 lever-tumbler: Solid steel key

For full description of lock see page 206

Set No.	Description
DR2743	D125 bead knobs, DR184 and DR184½ escns. 6½ x 2⅛ ins.
DR2753	D135 spheroid " " " " " " " "
DR2744	D125 bead " DR185 and DR185½ escns. 7 x 2¼ ins.
DR2754	D135 spheroid " " " " " " " "

No. 860 lock (page 206), 3 lever-tumblers, may be substituted for No. 861 in the above sets at an additional price. Add ¾ to set number.

Locks in sets for communicating doors

No. 1519 lock

Case 3½ x 3½ x ⅝ inches — Bronze front and bolts
Backset 2¾ inches — Easy-spring latch bolt

For full description of lock see page 191

Set No.	Description
DR10080	X135 wood knobs, DR182 and DR182½ escns. 5½ x 1¾ ins.
DR10085	X105 " " " " " " " " "
DR3131	D115 band " " " " " " " "
DR3141	D125 bead " " " " " " " "
DR10081	X135 wood " DR183 and DR183½ escns. 6 x 2 ins.
DR10086	X105 " " " " " " " " "
DR3132	D115 band " " " " " " " "
DR3142	D125 bead " " " " " " " "
DR3152	D135 spheroid " " " " " " " "

When ordering give lock-set number and finish.
For finishes see page 91.

YALE

DR Design

Square corners and beveled edges



Lock No. 1529
(Set No. DR3443)

Locks in sets for communicating doors

No. 1529 lock

Case 4½ x 3⅜ x ⅝ inches — Bronze front and bolts
Backset 2¾ inches — Easy-spring latch bolt
For full description of lock see page 191

Set No.	Description
DR10090	X135 wood knobs, DR183½ escutcheons 6 x 2 inches
DR10095	X105 " " " " " " "
DR3432	D115 band " " " " " "
DR3442	D125 bead " " " " " "
DR10091	X135 wood " DR184½ escutcheons 6½ x 2⅛ inches
DR10096	X105 " " " " " " "
DR3433	D115 band " " " " " "
DR3443	D125 bead " " " " " "
DR3453	D135 spheroid " " " " " "



Lock No. 1535
(Set No. DR3282)

No. 1535 lock

Case 4⅜ x 3½ x ⅝ inches — Bronze front and bolts
Backset 2¾ inches — Easy-spring latch bolt
For full description of lock see page 192

Set No.	Description
DR3242	D125 bead knobs, DR183 and DR183½ escns. 6 x 2 ins.
DR3252	D135 spheroid " " " " " " " "
DR3272	D25 bead " DR83 and DR83½ " " "
DR3282	D35 spheroid " " " " " " " "
DR3243	D125 bead " DR184 and DR184½ escns. 6½ x 2⅛ ins.
DR3253	D135 spheroid " " " " " " " "
DR3273	D25 bead " DR84 and DR84½ " " "
DR3283	D35 spheroid " " " " " " " "



Lock No. 1525
(Set No. DR3682)

No. 1525 lock

Case 4⅜ x 3½ x ⅝ inches — Bronze front and bolts
Backset 2¾ inches — Easy-spring latch bolt
For full description of lock see page 193

Set No.	Description
DR3642	D125 bead knobs, DR183½ escutcheons 6 x 2 inches
DR3652	D135 spheroid " " " " " "
DR3672	D25 bead " DR83½ " " "
DR3682	D35 spheroid " " " " " "
DR3673	D25 bead " DR84½ escutcheons 6½ x 2⅛ inches
DR3683	D35 spheroid " " " " " "
DR3674	D25 bead " DR85½ escutcheons 7 x 2¼ inches
DR3684	D35 spheroid " " " " " "

When ordering give lock-set number and finish.
For finishes see page 91.

DR Design

Square corners and beveled edges

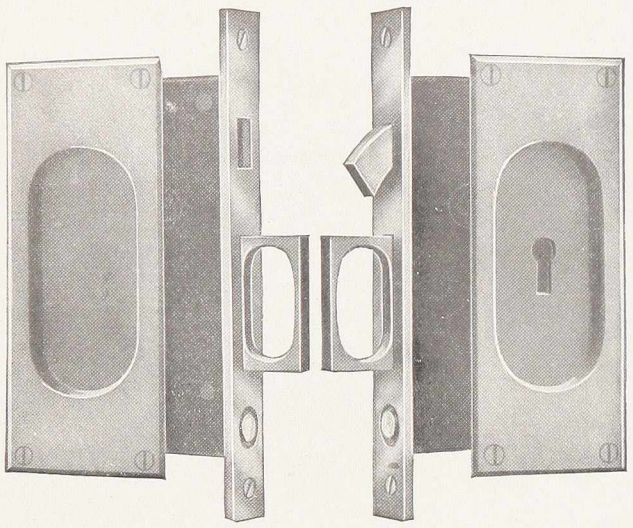

Lock No. 1715
(Set No. DR113)

Locks in sets for sliding doors

No. 1705 series

Case 5¼ x 4 x ⅝ inches — Bronze front, bolt and pull
Backset 2¾ inches — Adjustable bronze key
For full description of locks see page 214

Set No.	Description							
DR103	1705	lock,	2	GR850	cup	escutcheons	6 x 2½	ins.
DR113	1715	"	4	"	"	"	"	"
DR123	1725	"	4	"	"	"	"	"
DR107	1705	lock,	2	GR854	cup	escutcheons	8 x 3	ins.
DR117	1715	"	4	"	"	"	"	"
DR127	1725	"	4	"	"	"	"	"



Lock No. 1716
(Set No. DR147)

No. 1706 series

Case 5½ x 3⅜ x ¾ inches — Bronze front, bolt and pull
Backset 2¾ inches — Adjustable bronze key
For full description of locks see page 215

Set No.	Description							
DR133	1706	lock,	2	GR850	cup	escns.	6 x 2½	ins.
DR143	1716	"	4	"	"	"	"	"
DR153	1726	"	4	"	"	"	"	"
DR137	1706	lock,	2	GR854	cup	escns.	8 x 3	ins.
DR147	1716	"	4	"	"	"	"	"
DR157	1726	"	4	"	"	"	"	"

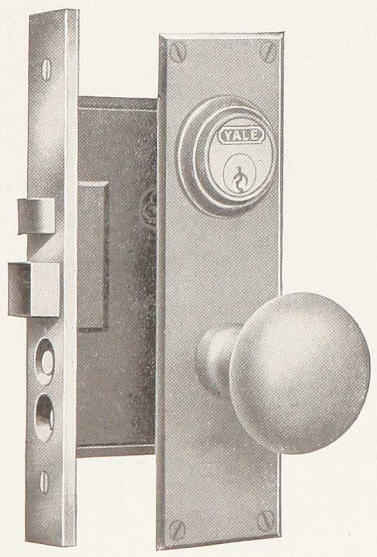

Lock No. 657
(Set No. DR4084)

Locks in sets for office doors

For description of locks see pages below

Set No.	Description									
DR10130	660	lock	(page	236)	D35	knobs,	DR85	escutcheons	7 x 2¼	inches
DR4284	654¼	"	(page	235)	"	"	"	"	"	"
DR4084	657	"	(page	233)	"	"	"	"	"	"
DR11080	671	"	(page	233)	"	"	"	"	"	"
DR11081	672	"	(page	233)	"	"	"	"	"	"
DR11082	2664	"	(page	232)	"	"	"	"	"	"

When ordering give lock-set number and finish.
For finishes see page 91.

DR Design

Square corners and beveled edges



Lock No. 405
(Set No. DR8510)

Locks in sets for store doors

No. 405 series

For description of locks see page 231

Set No.		Description
DR8510	405	lock, DR11110 handles (page 354) 13 x 2½ inches
DR8511	405½	" " " " " " "
DR8515	405	" DR11310 handles (page 354) 13 x 2½ inches
DR8516	405½	" " " " " " "
DR8520	405	" DR13710½ " (page 354) 14 x 3 inches
DR8521	405½	" " " " " " "

No. 414¼ series

For description of locks see page 230

Set No.		Description
DR9300	414¼	lock, DR11114 handles (page 355) 13 x 2½ inches
DR9301	414¾	" " " " " " "
DR9305	414¼	" DR11314 handles (page 355) 13 x 2½ inches
DR9306	414¾	" " " " " " "
DR9450	432¼	" DR11114 handles (page 355) 13 x 2½ inches
DR9455	432¼	" DR11314 " " " " " "

Locks in sets for store doors

No. 472¼ series

For description of locks see page 230

Set No.		Description
DR9750	472¼	lock, DR11114 handles (page 355) 13 x 2½ inches
DR9751	472¾	" " " " " " "
DR9755	472¼	" DR11314 handles (page 355) 13 x 2½ inches
DR9756	472¾	" " " " " " "

No. 428 series

For description of locks see page 230

Set No.		Description
DR9901	428	lock, DR11114 handle 13 x 2½ inches, D35 knob, DR85 escn. 7 x 2¼ ins.
DR9904	"	" DR11114 handle 13 x 2½ inches, D35 knob, H223 rose
DR9906	"	" DR11314 handle 13 x 2½ inches, D35 knob, DR85 escn. 7 x 2¼ ins.
DR9909	"	" DR11314 handle 13 x 2½ inches, D35 knob, H223 rose

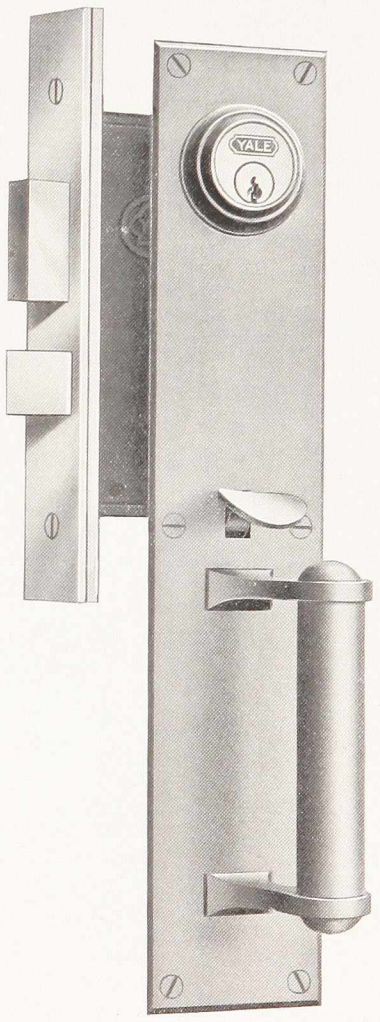

Lock No. 414¼
(Set No. DR9305)

When ordering give lock-set number and finish.
For finishes see page 91.

Rolled Bronze

Cuts third size

DR Design

Square corners and beveled edges



Lock No. 790
(Set No. DR8381)

Locks in sets for vestibule doors

No. 790 lock

Case 5 x 3¾ x ¾ inches — Bronze front and easy-spring bolt
Backset 2¾ inches — 5 pin-tumblers: Paracentric keys
For full description of lock see page 222

Set No.		Description
DR7881	D35	spheroid knobs, DR85 escn. 7 x 2¼ ins., H223 rose
DR8381	"	" " DR85 escutcheons 7 x 2¼ ins.
DR7884	D36	" " DR88 escn. 9 x 2½ ins., H223 rose
DR8383	"	" " DR88 escn. 9 x 2½ ins., DR85 escn. 7 x 2¼ ins.
DR8384	"	" " DR88 escutcheons 9 x 2½ ins.

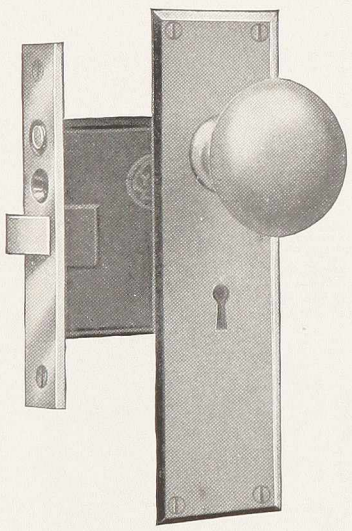

Lock No. 771
(Set No. DR5350)

No. 771 lock

Case 3⅜ x 3⅝ x ⅝ inches — Bronze front and easy-spring bolt
Backset 2¾ inches — 1 lever-tumbler: Solid steel key
For full description of lock see page 220

Set No.		Description
DR4841	D125	bead knobs, DR185 escn. 7 x 2¼ ins., D323 rose
DR4851	D135	spheroid " " " " " " "
DR5340	D125	bead " DR185 escn. 7 x 2¼ ins., DR183 escn. 6 x 2 ins.
DR5350	D135	spheroid " DR185 escn. 7 x 2¼ ins., DR183 escn. 6 x 2 ins.
DR5342	D125	bead " DR188 escn. 9 x 2½ ins., DR183 escn. 6 x 2 ins.
DR5352	D135	spheroid " DR188 escn. 9 x 2½ ins., DR183 escn. 6 x 2 ins.

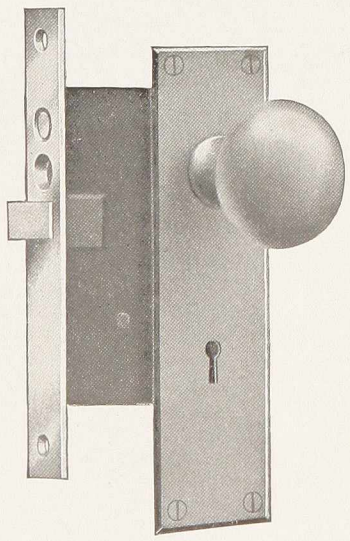

Lock No. 711
(Set No. DR6350)

No. 711 lock

Steel case 4¾ x 3⅝ x 9/16 inches — Bronze front and easy-spring bolt
Backset 2¾ inches — 1 lever-tumbler: Solid steel key
For full description of lock see page 221

Set No.		Description
DR5841	D125	bead knobs, DR185 escn. 7 x 2¼ ins., D323 rose
DR5851	D135	spheroid " " " " " " "
DR6340	D125	bead " DR185 escn. 7 x 2¼ ins., DR183 escn. 6 x 2 ins.
DR6350	D135	spheroid " DR185 escn. 7 x 2¼ ins., DR183 escn. 6 x 2 ins.
DR6342	D125	bead " DR188 escn. 9 x 2½ ins., DR183 escn. 6 x 2 ins.
DR6352	D135	spheroid " DR188 escn. 9 x 2½ ins., DR183 escn. 6 x 2 ins.

When ordering give lock-set number and finish.
For finishes see page 91.

YALE

Cuts third size



Lock No. 750
(Set No. DR8284)



Lock No. 761
(Set No. DR5250)



Lock 701
(Set No. DR6250)

DR Design

Square corners and beveled edges

Locks in sets for front doors

No. 750 lock

Case 6 x 3¾ x ¾ inches — Bronze front and bolts: Easy-spring latch bolt
Backset 2¾ inches — 5 pin-tumblers: Paracentric keys

For full description of lock see page 222

Set No.				Description
DR8281	D36	spheroid	knobs,	DR85 and DR85½ escns. 7 x 2¼ ins.
DR8283	"	"	"	DR88 escn. 9 x 2½ ins., DR85½ escn. 7 x 2¼ ins.
DR8284	"	"	"	DR88 and DR88½ escns. 9 x 2½ ins.

No. 761 lock

Case 4¾ x 3⅝ x ⅝ inches — Bronze front and bolts: Easy-spring latch bolt
Backset 2¾ inches — 1 lever-tumbler: Solid steel key

For full description of lock see page 220

Set No.				Description
DR4741	D125	bead	knobs,	DR185 escn. 7 x 2¼ ins., D323 rose, DR812 key plate
DR4751	D135	spheroid	"	DR185 escn. 7 x 2¼ ins., D323 rose, DR812 key plate
DR5240	D125	bead	"	DR185 escn. 7 x 2¼ ins., DR184 escn. 6½ x 2⅛ ins.
DR5250	D135	spheroid	"	DR185 escn. 7 x 2¼ ins., DR184 escn. 6½ x 2⅛ ins.
DR4744	D125	bead	"	DR188 escn. 9 x 2½ ins., D323 rose, DR812 key plate
DR4754	D135	spheroid	"	DR188 escn. 9 x 2½ ins., D323 rose, DR812 key plate
DR5243	D125	bead	"	DR188 escn. 9 x 2½ ins., DR185 escn. 7 x 2¼ ins.
DR5253	D135	spheroid	"	DR188 escn. 9 x 2½ ins., DR185 escn. 7 x 2¼ ins.

No. 701 lock

Steel case 4¾ x 3⅝ x 9/16 inches — Bronze front and bolts: Easy-spring latch bolt
Backset 2¾ inches — 1 lever-tumbler: Solid steel key

For full description of lock see page 221

Set No.				Description
DR5741	D125	bead	knobs,	DR185 escn. 7 x 2¼ ins., D323 rose, DR812 key plate
DR5751	D135	spheroid	"	DR185 escn. 7 x 2¼ ins., D323 rose, DR812 key plate
DR6240	D125	bead	"	DR185 escn. 7 x 2¼ ins., DR184 escn. 6½ x 2⅛ ins.
DR6250	D135	spheroid	"	DR185 escn. 7 x 2¼ ins., DR184 escn. 6½ x 2⅛ ins.
DR5744	D125	bead	"	DR188 escn. 9 x 2½ ins., D323 rose, DR812 key plate
DR5754	D135	spheroid	"	DR188 escn. 9 x 2½ ins., D323 rose, DR812 key plate
DR6243	D125	bead	"	DR188 escn. 9 x 2½ ins., DR185 escn. 7 x 2¼ ins.
DR6253	D135	spheroid	"	DR188 escn. 9 x 2½ ins., DR185 escn. 7 x 2¼ ins.

When ordering give lock-set number and finish.
For finishes see page 91.

DP Design

Square corners and beveled edges

Also made in wrought brass

For list and description of finishes see page 91



Nos. DP182 and X135

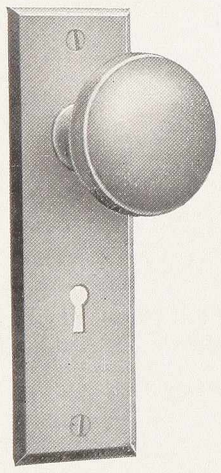

Nos. DP184 and D115



No. DP850

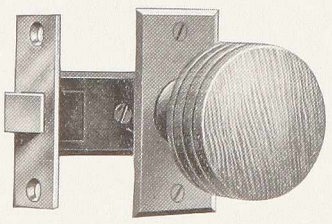

Latch No. 1006
(Set No. DP3)

Knobs and roses

No.	Size	Description
X135	2¼ x 2¼ inches	Wood knob with No. 1 (low) shank
X105	" "	" " " " " "
D115	" "	Band " " " " "
D125	" "	Bead " " " " "
D323	2¼ ins. diam.	Rose with No. 1 (low) thimble
DP340	3 x 1½ inches	" " " " "

For other knobs which may be associated with this design see pages 389 to 396.

Escutcheons

DP182	5½ x 1¾ inches	Plate for 3½ in. locks *only*
DP184	6½ x 2⅛ "	" " 3½ to 5 in. locks
DP186	7¼ x 2¼ "	" " 3½ to 5½ " "
DP189	10 x 2¾ "	" " 5 to 7½ " "
DP812	1¾ x 1⅛ "	Key plate for all locks
DP813	" "	" " " " " "
DP850	4¼ x 2¼ "	Cup for all sliding door locks

List number of lock to be associated with escutcheons must always be specified.
For escutcheons with thumb-turns add ½ to list number.
For other pieces which may be associated with this design see pages 287 to 494.

Locks in sets for inside doors

No. 1006 latch

For description of latch see page 188

Set No.		Description
DP2	X135	wood knobs, DP340 roses 3 x 1½ inches
DP3	X105	" " " " " "
DP5	D115	band " " " " "
DP6	D125	bead " " " " "



Nos. DP189 and D125



Nos. DP186 and D125

No. 802 lock

For description of lock see page 196

Set No.		Description
DP10020	X135	wood knobs, DP182 escutcheons 5½ x 1¾ inches
DP10025	X105	" " " " " "
DP431	D115	band " " " " "
DP441	D125	bead " " " " "

No. 800 lock (page 196), 3 lever-tumblers, may be substituted for No. 802 in the above sets at an additional price. Add ¾ to set number.

When ordering give list number or lock-set number (in the case of escutcheons also lock number) and finish. For finishes see page 91.

DP Design

Square corners and beveled edges



Lock No. 882
(Set No. DP731)



Lock No. 1519
(Set No. DP3141)



Lock No. 761
(Set No. DP5246)

Locks in sets for inside doors

No. 882 lock

For description of lock see page 198

Set No.	Description
DP10060	X135 wood knobs, DP182 escutcheons 5½ x 1¾ inches
DP10065	X105 " " " " " "
DP731	D115 band " " " " " "
DP741	D125 bead " " " " " "

No. 880 lock (page 198), 3 lever-tumblers, may be substituted for No. 882 in the above sets at an additional price. Add ¾ to set number.

No. 821 lock

For description of lock see page 197

DP10030	X135 wood knobs, DP182 escutcheons 5½ x 1¾ inches
DP10035	X105 " " " " " "
DP1631	D115 band " " " " " "
DP1641	D125 bead " " " " " "

No. 820 lock (page 197), 3 lever-tumblers, may be substituted for No. 821 in the above sets at an additional price. Add ¾ to set number.

Locks in sets for communicating doors

No. 1519 lock

For description of lock see page 191

DP10080	X135 wood knobs, DP182 and DP182½ escns. 5½ x 1¾ inches
DP10085	X105 " " " " " " " "
DP3131	D115 band " " " " " " " "
DP3141	D125 bead " " " " " " " "

No. 1529 lock

For description of lock see page 191

DP10092	X135 wood knobs, DP184½ escutcheons 6½ x 2⅛ inches
DP10097	X105 " " " " " "
DP3433	D115 band " " " " " "
DP3443	D125 bead " " " " " "

Locks in sets for sliding doors

No. 1705 series

For description of locks see page 214

DP101	1705 lock, 2 DP850 cup escutcheons 4¼ x 2¼ inches
DP111	1715 " 4 " " " " "
DP121	1725 " 4 " " " " "

Locks in sets for vestibule doors

No. 771 lock

For description of lock see page 220

DP4830	D115 knobs, DP184 escn. 6½ x 2⅛ ins., D323 rose
DP5330	" " " " " " DP182 escn. 5½ x 1¾ ins.
DP4841	D125 " DP186 escn. 7¼ x 2¼ ins., D323 rose
DP5340	" " " " " " DP182 escn. 5½ x 1¾ ins.

Locks in sets for front doors

No. 761 lock

For description of lock see page 220

DP4731	D115 knobs, DP186 escn. 7¼ x 2¼ ins., D323 rose, DP812 key plate
DP4741	D125 " " " " " " " " " " " "
DP5230	D115 " DP186 escn. 7¼ x 2¼ ins., DP184 escn. 6½ x 2⅛ ins.
DP5240	D125 " " " " " " " " " " " "
DP5246	" " DP189 escn. 10 x 2¾ ins., DP186 escn. 7¼ x 2¼ ins.

When ordering give lock-set number and finish.
For finishes see page 91.

Wrought Steel

Cuts third size

BT Design

Round corners and round edges

May be furnished in all finishes except Silver, Gold and Green Bronze

For list and description of finishes see page 91



Nos. BT189 and B125



No. BT2850

Knobs and roses

No.	Size	Description
X135	2¼ x 2¼ inches	Wood knob with No. 1 (low) shank
X105	" "	" " " " " "
F205	" "	Jet " " " " "
B115	" "	Band " " " " "
B125	" "	Bead " " " " "
B135	" "	Spheroid knob " " " "
B323	2¼ ins. diam.	Rose with No. 1 (low) thimble

For other knobs which may be associated with this design see pages 389 to 396.

Escutcheons

BT182	5½ x 1⅝ inches	Plate for 3½ in. locks *only*
BT183	6 x 2 "	" " 3½ to 4½ in. locks
BT184	6½ x 2⅛ "	" " 3½ to 5 " "
BT185	7 x 2¼ "	" " 3½ to 5½ " "
BT186	7½ x 2¼ "	" " 3½ to 6 " "
BT188	9 x 2½ "	" " 5 to 7½ " "
BT189	10 x 2¾ "	" " 5 to 7½ " "
BT192	12 x 3 "	" " 5 to 7½ " "
BT812	1¾ x 1 "	Key plate for all locks
BT813	"	" " " " " "
BT1850	4 x 2⅛ "	Cup for all sliding door locks
BT2850	6 x 2 "	" " " " " " "
BT3854	7¼ x 2¼ "	" " " " " " "

List number of lock to be associated with escutcheons must always be specified.
For escutcheons with thumb-turns add ½ to list number.
For other pieces which may be associated with this design see pages 287 to 494.



Nos. BT185½ and B115



No. BT812



Nos. BT182 and X135

Locks in sets for inside doors

No. 808 lock

Case 3⅝ x 3¼ x ⅝ inches — Steel front and iron bolts
Backset 2½ inches — 1 lever-tumbler: Solid steel key

For full description of lock see page 196

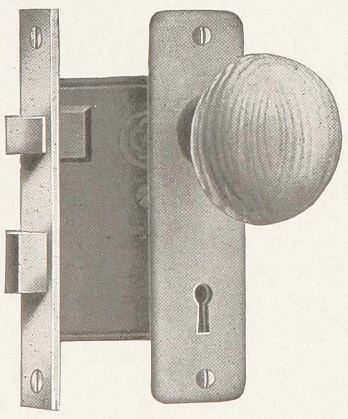

Lock No. 808
(Set No. BT10000)

Set No.	Description
BT10000	X135 wood knobs, BT182 escns. 5½ x 1⅝ ins.
BT10005	X105 " " " " " "
BT200	F205 jet " " " " "
BT230	B115 band " " " " "
BT240	B125 bead " " " " "
BT10001	X135 wood " BT183 escns. 6 x 2 ins.
BT10006	X105 " " " " " "
BT202	F205 jet " " " " "
BT232	B115 band " " " " "
BT242	B125 bead " " " " "
BT252	B135 spheroid " " " " "



Nos. BT183 and F205

When ordering give list number or lock-set number (in the case of escutcheons also lock number) and finish. For finishes see page 91.

Cuts third size

BT Design

Round corners and round edges



Lock No. 812
(Set No. BT300)



Lock No. 888
(Set No. BT542)

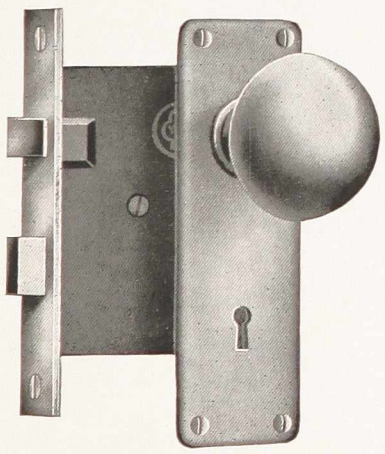

Lock No. 887
(Set No. BT652)

Locks in sets for inside doors

No. 812 lock

Case 3⅝ x 3¼ x ⅝ inches — Brass front and bolts
Backset 2½ inches — 1 lever-tumbler: Solid steel key

For full description of lock see page 196

Set No.				Description				
BT10020	X135	wood	knobs,	BT182	escutcheons	5½	x 1⅝	inches
BT10025	X105	"	"	"	"	"	"	"
BT300	F205	jet	"	"	"	"	"	"
BT330	B115	band	"	"	"	"	"	"
BT340	B125	bead	"	"	"	"	"	"
BT10021	X135	wood	"	BT183	escutcheons	6	x 2	inches
BT10026	X105	"	"	"	"	"	"	"
BT302	F205	jet	"	"	"	"	"	"
BT332	B115	band	"	"	"	"	"	"
BT342	B125	bead	"	"	"	"	"	"
BT352	B135	spheroid	"	"	"	"	"	"

No. 888 lock

Steel case 3½ x 3¼ x ½ inches — Steel front and iron bolts: Easy-spring latch bolt
Backset 2⅝ inches — 1 *cast* lever-tumbler: Solid steel key

For full description of lock see page 198

Set No.				Description				
BT10010	X135	wood	knobs,	BT182	escutcheons	5½	x 1⅝	inches
BT10015	X105	"	"	"	"	"	"	"
BT500	F205	jet	"	"	"	"	"	"
BT530	B115	band	"	"	"	"	"	"
BT540	B125	bead	"	"	"	"	"	"
BT10011	X135	wood	"	BT183	escutcheons	6	x 2	inches
BT10016	X105	"	"	"	"	"	"	"
BT502	F205	jet	"	"	"	"	"	"
BT532	B115	band	"	"	"	"	"	"
BT542	B125	bead	"	"	"	"	"	"
BT552	B125	spheroid	"	"	"	"	"	"

No. 887 lock

Same as No. 888 but with *brass* front and bolts

Set No.				Description				
BT10060	X135	wood	knobs,	BT182	escutcheons	5½	x 1⅝	inches
BT10065	X105	"	"	"	"	"	"	"
BT600	F205	jet	"	"	"	"	"	"
BT630	B115	band	"	"	"	"	"	"
BT640	B125	bead	"	"	"	"	"	"
BT10061	X135	wood	"	BT183	escutcheons	6	x 2	inches
BT10066	X105	"	"	"	"	"	"	"
BT602	F205	jet	"	"	"	"	"	"
BT632	B115	band	"	"	"	"	"	"
BT642	B125	bead	"	"	"	"	"	"
BT652	B135	spheroid	"	"	"	"	"	"

When ordering give lock-set number and finish.
For finishes see page 91.

BT Design

Round corners and round edges

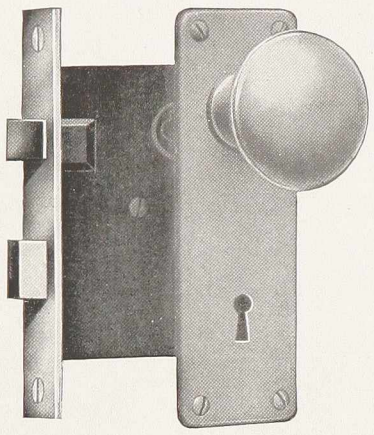

Lock No. 886
(Set No. BT842)

Locks in sets for inside doors

No. 886 lock

Steel case 3½ x 3¼ x ½ inches — Steel front and iron bolts: Easy-spring latch bolt
Backset 2⅝ inches — 1 *steel* lever-tumbler: Solid steel key

For full description of lock see page 198

Set No.			Description
BT800	F205	jet	knobs, BT182 escutcheons 5½ x 1⅝ inches
BT830	B115	band	" " " " "
BT840	B125	bead	" " " " "
BT802	F205	jet	" BT183 escutcheons 6 x 2 inches
BT832	B115	band	" " " " "
BT842	B125	bead	" " " " "
BT852	B135	spheroid	" " " " "

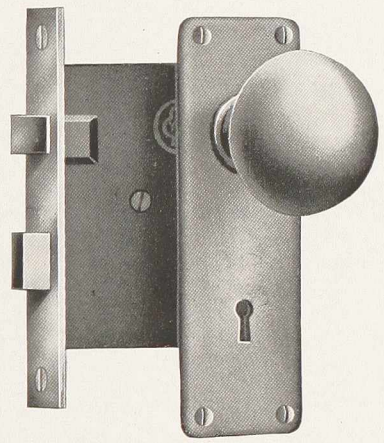

Lock No. 885
(Set No. BT952)

No. 885 lock

Steel case 3½ x 3¼ x ½ inches — Brass front and bolts: Easy-spring latch bolt
Backset 2⅝ inches — 1 *steel* lever-tumbler: Solid steel key

For full description of lock see page 198

Set No.			Description
BT900	F205	jet	knobs, BT182 escutcheons 5½ x 1⅝ inches
BT930	B115	band	" " " " "
BT940	B125	bead	" " " " "
BT902	F205	jet	" BT183 escutcheons 6 x 2 inches
BT932	B115	band	" " " " "
BT942	B125	bead	" " " " "
BT952	B135	spheroid	" " " " "

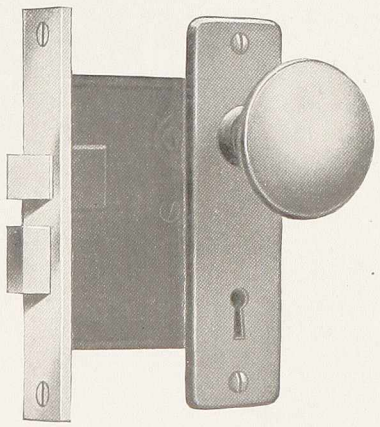

Lock No. 826
(Set No. BT1440)

No. 826 lock

Case 3½ x 3⅝ x ½ inches — Iron front and bolts: Easy-spring latch bolt
Backset 2¾ inches — 1 lever-tumbler: Solid steel key

For full description of lock see page 197

Set No.			Description
BT1400	F205	jet	knobs, BT182 escutcheons 5½ x 1⅝ inches
BT1430	B115	band	" " " " "
BT1440	B125	bead	" " " " "
BT1402	F205	jet	" BT183 escutcheons 6 x 2 inches
BT1432	B115	band	" " " " "
BT1442	B125	bead	" " " " "
BT1452	B135	spheroid	" " " " "

When ordering give lock-set number and finish.
For finishes see page 91.

BT Design

Round corners and round edges



Lock No. 825
(Set No. BT1540)

Locks in sets for inside doors

No. 825 lock

Case 3½ x 3⅝ x ½ inches — Brass front and bolts: Easy-spring latch bolt
Backset 2¾ inches — 1 lever-tumbler: Solid steel key

For full description of lock see page 197

Set No.	Description
BT1500	F205 jet knobs, BT182 escutcheons 5½ x 1⅝ inches
BT1530	B115 band " " " " "
BT1540	B125 bead " " " " "
BT1502	F205 jet " BT183 escutcheons 6 x 2 inches
BT1532	B115 band " " " " "
BT1542	B125 bead " " " " "
BT1552	B135 spheroid " " " " "



Lock No. 1518
(Set No. BT3052)

Locks in sets for communicating doors

No. 1518 lock

Case 3½ x 3½ x ⅝ inches — Brass front and bolts
Backset 2¾ inches — Easy-spring latch bolt

For full description of lock see page 191

Set No.	Description
BT10080	X135 wood knobs, BT182 and BT182½ escns. 5½ x 1⅝ ins.
BT10085	X105 " " " " " " " "
BT3000	F205 jet " " " " " " "
BT3030	B115 band " " " " " " "
BT3040	B125 bead " " " " " " "
BT10081	X135 wood " BT183 and BT183½ escns. 6 x 2 ins.
BT10086	X105 " " " " " " " "
BT3002	F205 jet " " " " " " "
BT3032	B115 band " " " " " " "
BT3042	B125 bead " " " " " " "
BT3052	B135 spheroid " " " " " " "

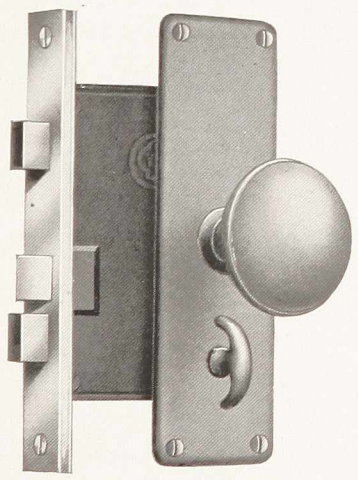

Lock No. 1528
(Set No. BT3343)

No. 1528 lock

Case 4½ x 3⅜ x ⅝ inches — Brass front and bolts
Backset 2¾ inches — Easy-spring latch bolt

For full description of lock see page 191

Set No.	Description
BT10091	X135 wood knobs, BT183½ escutcheons 6 x 2 inches
BT10096	X105 " " " " " "
BT3302	F205 jet " " " " "
BT3332	B115 band " " " " "
BT3342	B125 bead " " " " "
BT10092	X135 wood " BT184½ escutcheons 6½ x 2⅛ inches
BT10097	X105 " " " " " "
BT3303	F205 jet " " " " "
BT3333	B115 band " " " " "
BT3343	B125 bead " " " " "
BT3353	B135 spheroid " " " " "

When ordering give lock-set number and finish.
For finishes see page 91.

Wrought Steel

Cuts third size

BT Design

Round corners and round edges

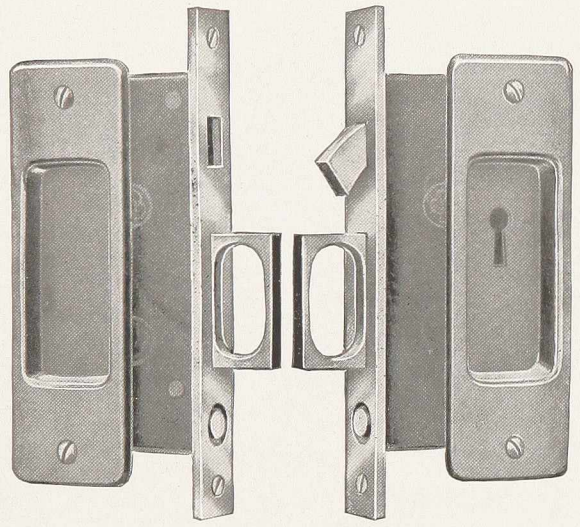

Lock No. 1714
(Set No. BT113)

Locks in sets for sliding doors
No. 1704 series

For description of locks see page 214

Set No.	Description
BT100	1704 lock, 2 BT1850 cup escutcheons 4 x 2⅛ inches
BT110	1714 " 4 " " " " "
BT120	1724 " 4 " " " " "
BT103	1704 lock, 2 BT2850 cup escutcheons 6 x 2 inches
BT113	1714 " 4 " " " " "
BT123	1724 " 4 " " " " "
BT105	1704 lock, 2 BT3854 cup escutcheons 7¼ x 2¼ inches
BT115	1714 " 4 " " " " "
BT125	1724 " 4 " " " " "

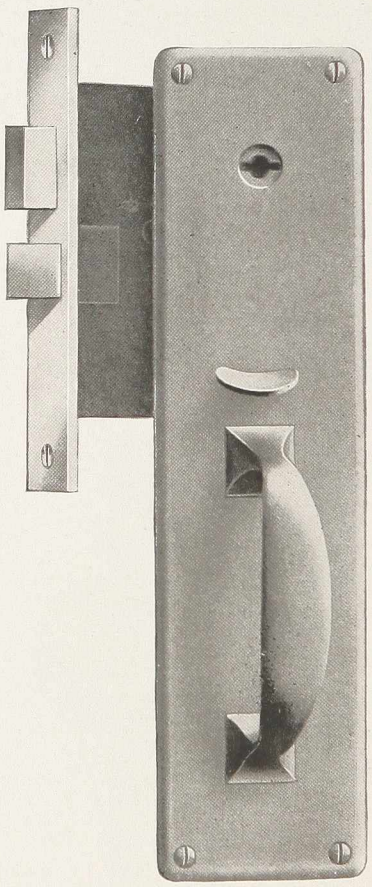

Lock No. 406
(Set No. BT8500)

Locks in sets for store doors
No. 406 series

For description of locks see page 231

Set No.	Description
BT8500	406 lock, BT13110 handles (page 354) 12 x 3 inches
BT8501	406½ " " " " " " "
BT8502	2406 " " " " " " "
BT8503	2406½ " " " " " " "
BT8505	406 lock, BT13310 handles (page 354) 12 x 3 inches
BT8506	406½ " " " " " " "
BT8507	2406 " " " " " " "
BT8508	2406½ " " " " " " "

When ordering give lock-set number and finish.
For finishes see page 91.

Cuts third size

BT Design

Round corners and round edges



Lock No. 769
(Set No. BT5350)



Lock No. 759
(Set No. BT5250)



Lock No. 703
(Set No. 6250)

Locks in sets for vestibule doors

No. 769 lock

For description of lock see page 220

Set No.	Description
BT4831	B115 knobs, BT185 escn. 7 x2¼ ins., B323 rose
BT4841	B125 " " " " " " " "
BT5330	B115 " BT186 escn. 7½x2¼ ins., BT183 escn. 6x2 ins.
BT5340	B125 " " " " " " " " "
BT5350	B135 " " " " " " " " "
BT5342	B125 " BT188 escn. 9 x2½ ins., BT183 escn. 6x2 ins.
BT5352	B135 " " " " " " " " "

No. 713 lock

For description of lock see page 221

Set No.	Description
BT5831	B115 knobs, BT185 escn. 7 x2¼ ins., B323 rose
BT5841	B125 " " " " " " " "
BT6330	B115 " BT186 escn. 7½x2¼ ins., BT183 escn. 6x2 ins.
BT6340	B125 " " " " " " " " "
BT6350	B135 " " " " " " " " "
BT6342	B125 " BT188 escn. 9 x2½ ins., BT183 escn. 6x2 ins.
BT6352	B135 " " " " " " " " "

Locks in sets for front doors

No. 759 lock

For description of lock see page 220

Set No.	Description
BT4731	B115 knobs, BT186 escn. 7½x2¼ ins., B323 rose, BT812 key plate
BT4741	B125 " " " " " " " " " "
BT4748	B125 " BT189 escn. 10 x2¾ ins., B323 rose, BT812 key plate
BT4758	B135 " " " " " " " " " "
BT5230	B115 " BT186 escn. 7½x2¼ ins., BT184 escn. 6½x2⅛ ins.
BT5240	B125 " " " " " " " " "
BT5250	B135 " " " " " " " " "
BT5246	B125 " BT189 escn. 10 x2¾ ins., BT186 escn. 7½x2¼ ins.
BT5256	B135 " " " " " " " " "

No. 703 lock

For description of lock see page 221

Set No.	Description
BT5731	B115 knobs, BT186 escn. 7½x2¼ ins., B323 rose, BT812 key plate
BT5741	B125 " " " " " " " " " "
BT5748	B125 " BT189 escn. 10 x2¾ ins., B323 rose, BT812 key plate
BT5758	B135 " " " " " " " " " "
BT6230	B115 " BT186 escn. 7½x2¼ ins., BT184 escn. 6½x2⅛ ins.
BT6240	B125 " " " " " " " " "
BT6250	B135 " " " " " " " " "
BT6246	B125 " BT189 escn. 10 x2¾ ins., BT186 escn. 7½x2¼ ins.
BT6256	B135 " " " " " " " " "

When ordering give lock-set number and finish.
For finishes see page 91.

BR Design

Square corners and beveled edges

May be furnished in all finishes except Silver, Gold and Green Bronze

For list and description of finishes see page 91



Nos. BR188 and B135



Nos. BR186½ and B135

Knobs and roses

No.	Size	Description
F205	2¼ x 2¼ inches	Jet knob with No. 1 (low) shank
B125	" "	Bead " " " " "
B135	" "	Spheroid knob with No. 1 (low) shank
B323	2¼ ins. diam.	Rose with No. 1 (low) thimble

For other knobs which may be associated with this design see pages 389 to 396.

Escutcheons

BR182	5½ x 1¾ inches	Plate for 3½ in. locks *only*
BR183	6 x 2 "	" " 3½ to 4½ in. locks
BR184	6½ x 2⅛ "	" " 3½ to 5 " "
BR185	7 x 2¼ "	" " 3½ to 5½ " "
BR186	7½ x 2¼ "	" " 3½ to 6 " "
BR188	9 x 2½ "	" " 5 to 7½ " "
BR812	2 x 1¼ "	Key plate for all locks
FR850	6 x 2½ "	Cup for all sliding door locks
FR854	8 x 3 "	" " " " " " "

List number of lock to be associated with escutcheons must always be specified.
For escutcheons with thumb-turns add ½ to list number.
For other pieces which may be associated with this design see pages 287 to 494.



No. BR812



No. FR854



Nos. BR182 and F205

Locks in sets for inside doors

No. 808 lock

Case 3⅝ x 3¼ x ⅝ inches — Steel front and iron bolts
Backset 2½ inches — 1 lever-tumbler: Solid steel key

For full description of lock see page 196

Set No.	Description
BR201	F205 jet knobs, BR182 escutcheons 5½ x 1¾ inches
BR241	B125 bead " " " " "
BR202	F205 jet " BR183 escutcheons 6 x 2 inches
BR242	B125 bead " " " " "

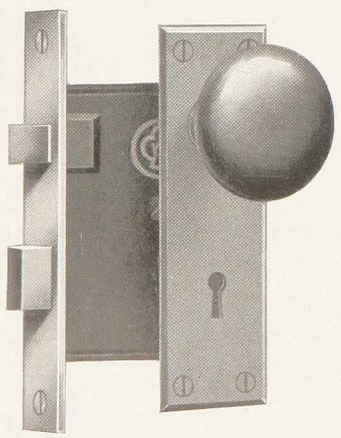

Lock No. 812
(Set No. BR301)

No. 812 lock

Same as No. 808 but with *brass* front and bolts

Set No.	Description
BR301	F205 jet knobs, BR182 escutcheons 5½ x 1¾ inches
BR341	B125 bead " " " " "
BR302	F205 jet " BR183 escutcheons 6 x 2 inches
BR342	B125 bead " " " " "



Nos. BR184 and B135

When ordering give list number or lock-set number (in the case of escutcheons also lock number) and finish. For finishes see page 91.

BR Design

Square corners and beveled edges



Lock No. 888
(Set No. BR542)



Lock No. 886
(Set No. BR852)



Lock No. 826
(Set No. BR1452)

Locks in sets for inside doors

No. 888 lock

Steel case 3½ x 3¼ x ½ inches — Steel front and iron bolts: Easy-spring latch bolt
Backset 2⅝ inches — 1 *cast* lever-tumbler: Solid steel key

For full description of lock see page 198

Set No.		Description
BR501	F205	jet knobs, BR182 escutcheons 5½ x 1¾ inches
BR541	B125	bead " " " " "
BR502	F205	jet " BR183 escutcheons 6 x 2 inches
BR542	B125	bead " " " " "
BR552	B135	spheroid " " " " "

No. 887 lock

Same as No. 888 but with *brass* front and bolts

BR601	F205	jet knobs, BR182 escutcheons 5½ x 1¾ inches
BR641	B125	bead " " " " "
BR602	F205	jet " BR183 escutcheons 6 x 2 inches
BR642	B125	bead " " " " "
BR652	B135	spheroid " " " " "

No. 886 lock

Same as No. 888 but with 1 *steel* lever-tumbler

BR801	F205	jet knobs, BR182 escutcheons 5½ x 1¾ inches
BR841	B125	bead " " " " "
BR802	F205	jet " BR183 escutcheons 6 x 2 inches
BR842	B125	bead " " " " "
BR852	B135	spheroid " " " " "

No. 885 lock

Same as No. 886 but with *brass* front and bolts

BR901	F205	jet knobs, BR182 escutcheons 5½ x 1¾ inches
BR941	B125	bead " " " " "
BR902	F205	jet " BR183 escutcheons 6 x 2 inches
BR942	B125	bead " " " " "
BR952	B135	spheroid " " " " "

No. 826 lock

Case 3½ x 3⅝ x ½ inches — Iron front and bolts: Easy-spring latch bolt
Backset 2¾ inches — 1 lever-tumbler: Solid steel key

For full description of lock see page 197

BR1401	F205	jet knobs, BR182 escutcheons 5½ x 1¾ inches
BR1441	B125	bead " " " " "
BR1402	F205	jet " BR183 escutcheons 6 x 2 inches
BR1442	B125	bead " " " " "
BR1452	B135	spheroid " " " " "

No. 825 lock

Same as No. 826 but with *brass* front and bolts

BR1501	F205	jet knobs, BR182 escutcheons 5½ x 1¾ inches
BR1541	B125	bead " " " " "
BR1502	F205	jet " BR183 escutcheons 6 x 2 inches
BR1542	B125	bead " " " " "
BR1552	B135	spheroid " " " " "

When ordering give lock-set number and finish.

For finishes see page 91.

BR Design

Square corners and beveled edges

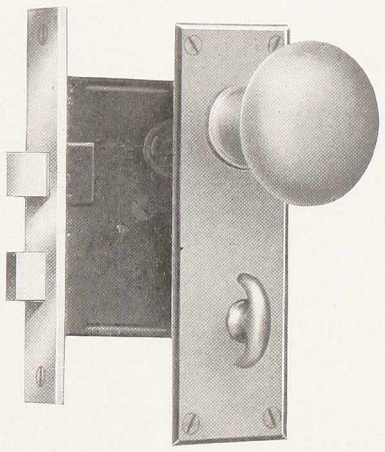

Lock No. 1518
(Set No. BR3052)

Locks in sets for communicating doors

No. 1518 lock

Case 3½ x 3½ x ⅝ inches — Brass front and bolts
Backset 2¾ inches — Easy-spring latch bolt
For full description of lock see page 191

Set No.		Description
BR3001	F205	jet knobs, BR182½ escns. 5½ x 1¾ ins.
BR3041	B125	bead " " " " " " "
BR3002	F205	jet " BR183 and BR183½ escns. 6 x 2 ins.
BR3042	B125	bead " " " " " " "
BR3052	B135	spheroid " " " " " " "



Lock No. 1528
(Set No. BR3343)

No. 1528 lock

Case 4½ x 3⅜ x ⅝ inches — Brass front and bolts
Backset 2¾ inches — Easy-spring latch bolt
For full description of lock see page 191

Set No.		Description
BR3301	F205	jet knobs, BR182½ escutcheons 5½ x 1¾ inches
BR3341	B125	bead " " " " "
BR3302	F205	jet " BR183½ escutcheons 6 x 2 inches
BR3342	B125	bead " " " " "
BR3352	B135	spheroid " " " " "
BR3343	B125	bead " BR184½ escutcheons 6½ x 2⅛ inches
BR3353	B135	spheroid " " " " "



Lock No. 1714
(Set No. BR113)

Locks in sets for sliding doors

No. 1704 series

Case 5¼ x 4 x ⅝ inches — Steel (or iron) front: Bronze bolt and pull
Backset 2¾ inches — Adjustable bronze key
For full description of locks see page 214

Set No.		Description
BR103	1704	lock, 2 FR850 cup escutcheons 6 x 2½ inches
BR113	1714	" 4 " " " " "
BR123	1724	" 4 " " " " "
BR107	1704	lock, 2 FR854 cup escutcheons 8 x 3 inches
BR117	1714	" 4 " " " " "
BR127	1724	" 4 " " " " "

When ordering give lock-set number and finish.
For finishes see page 91.

YALE

Cuts third size

BR Design

Square corners and beveled edges



Lock No. 769
(Set No. BR5150)



Lock No. 759
(Set No. BR5050)



Lock No. 703
(Set No. BR6050)

Locks in sets for vestibule doors

No. 769 lock

For description of lock see page 220

Set No.	Description
BR4641	B125 knobs, BR185 escn. 7 x 2¼ ins., B323 rose
BR4651	B135 " " " " " " " "
BR5140	B125 " BR185 escn. 7 x 2¼ ins., BR183 escn. 6 x 2 ins.
BR5150	B135 " " " " " " " " "
BR5142	B125 " BR188 escn. 9 x 2½ ins., BR183 escn. 6 x 2 ins.
BR5152	B135 " " " " " " " " " "

No. 713 lock

For description of lock see page 221

BR5641	B125 knobs, BR185 escn. 7 x 2¼ ins., B323 rose
BR5651	B135 " " " " " " " "
BR6140	B125 " BR185 escn. 7 x 2¼ ins., BR183 escn. 6 x 2 ins.
BR6150	B135 " " " " " " " " "
BR6142	B125 " BR188 escn. 9 x 2½ ins., BR183 escn. 6 x 2 ins.
BR6152	B135 " " " " " " " " " "

Locks in sets for front doors

No. 759 lock

For description of lock see page 220

BR4541	B125 knobs, BR185 escn. 7 x 2¼ ins., B323 rose, BR812 key plate
BR4551	B135 " " " " " " " " " " "
BR5040	B125 " BR185 escn. 7 x 2¼ ins., BR184 escn. 6½ x 2⅛ ins.
BR5050	B135 " " " " " " " " " "
BR4544	B125 " BR188 escn. 9 x 2½ ins., B323 rose, BR812 key plate
BR4554	B135 " " " " " " " " " " "
BR5043	B125 " BR188 escn. 9 x 2½ ins., BR185 escn. 7 x 2¼ ins.
BR5053	B135 " " " " " " " " " "

No. 703 lock

For description of lock see page 221

BR5541	B125 knobs, BR185 escn. 7 x 2¼ ins., B323 rose, BR812 key plate
BR5551	B135 " " " " " " " " " " "
BR6040	B125 " BR185 escn. 7 x 2¼ ins., BR184 escn. 6½ x 2⅛ ins.
BR6050	B135 " " " " " " " " " "
BR5544	B125 " BR188 escn. 9 x 2½ ins., B323 rose, BR812 key plate
BR5554	B135 " " " " " " " " " " "
BR6043	B125 " BR188 escn. 9 x 2½ ins., BR185 escn. 7 x 2¼ ins.
BR6053	B135 " " " " " " " " " "

Locks in sets for store doors

No. 406 lock

For description of lock see page 231

BR8510	406 lock, BR11110 handles (page 354) 13 x 2½ inches
BR8515	" " BR11310 " " " " "
BR8520	" " BR13710½ " " " 14 x 3 inches

When ordering give lock-set number and finish.
For finishes see page 91.

BP Design

Square corners and beveled edges

May be furnished in all finishes except Silver, Gold and Green Bronze

For list and description of finishes see page 91



Nos. BP189 and B125



Nos. BP184 and B115

Knobs and roses

No.	Size	Description
X135	2¼ x 2¼ inches	Wood knob with No. 1 (low) shank
X105	" "	" " " " " "
F205	" "	Jet " " " " "
B115	" "	Band " " " " "
B125	" "	Bead " " " " "
B323	2¼ ins. diam.	Rose with No. 1 (low) thimble
BP340	3 x 1½ inches	" " " " " "

For other knobs which may be associated with this design see pages 389 to 396.

Escutcheons

BP182	5½ x 1¾ inches	Plate for 3½ in. locks *only*
BP184	6½ x 2⅛ "	" " 3½ to 5 in. locks
BP186	7¼ x 2¼ "	" " 3½ to 5½ " "
BP189	10 x 2¾ "	" " 5 to 7½ " "
BP812	1¾ x 1⅛ "	Key plate for all locks
BP813	" "	" " " " "
BP850	4¼ x 2¼ "	Cup for all sliding door locks

List number of lock to be associated with escutcheons must always be specified.
For escutcheons with thumb-turns add ½ to list number.
For other pieces which may be associated with this design see pages 287 to 494.



No. BP850



Nos. BP182 and X135

Locks in sets for inside doors

No. 0 Latch

For description of latch see page 188

Set No.	Description
BP2	X135 wood knobs, BP340 roses 3 x 1½ inches
BP3	X105 " " " " " "
BP4	F205 jet " " " " "
BP5	B115 band " " " " "
BP6	B125 bead " " " " "

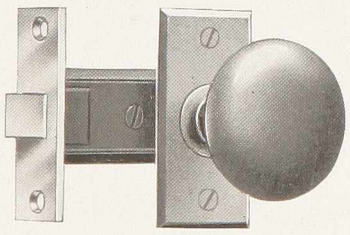

Latch No. 0
(Set No. BP4)

No. 801 lock

For description of lock see page 196

BP10000	X135 wood knobs, BP182 escutcheons 5½ x 1¾ inches
BP10005	X105 " " " " " "
BP201	F205 jet " " " " "
BP231	B115 band " " " " "
BP241	B125 bead " " " " "



Nos. BP186 and B125

When ordering give list number or lock-set number (in the case of escutcheons also lock number) and finish. For finishes see page 91.

BP Design

Square corners and beveled edges



Lock No. 888
(Set No. BP501)



Lock No. 1518
(Set No. BP3031)



Lock No. 759
(Set No. BP5046)

Locks in sets for inside doors
No. 888 lock

For description of lock see page 198

Set No.	Description
BP10010	X135 wood knobs, BP182 escutcheons 5½ x 1¾ inches
BP10015	X105 " " " " " "
BP501	F205 jet " " " " " "
BP531	B115 band " " " " " "
BP541	B125 bead " " " " " "

Locks in sets for communicating doors
No. 1518 lock

For description of lock see page 191

BP10080	X135 wood knobs, BP182 and BP182½ escns. 5½ x 1¾ inches
BP10085	X105 " " " " " " " "
BP3001	F205 jet " " " " " " " "
BP3031	B115 band " " " " " " " "
BP3041	B125 bead " " " " " " " "

No. 1528 lock

For description of lock see page 191

BP10092	X135 wood knobs, BP184½ escutcheons 6½ x 2⅛ inches
BP10097	X105 " " " " " "
BP3303	F205 jet " " " " " "
BP3333	B115 band " " " " " "
BP3343	B125 bead " " " " " "

Locks in sets for sliding doors
No. 1704 series

For description of locks see page 214

BP101	1704 lock, 2 BP850 cup escutcheons 4¼ x 2¼ inches
BP111	1714 " 4 " " " " "
BP121	1724 " 4 " " " " "

Locks in sets for vestibule doors
No. 769 lock

For description of lock see page 220

BP4630	B115 knobs, BP184 escn. 6½ x 2⅛ ins., B323 rose
BP5130	B125 " " " " " BP182 escn. 5½ x 1¾ ins.
BP4631	B115 " BP186 escn. 7¼ x 2¼ ins., B323 rose
BP5140	B125 " " " " " BP182 escn. 5½ x 1¾ ins.

Locks in sets for front doors
No. 759 lock

For description of lock see page 220

BP4531	B115 knobs, BP186 escn. 7¼ x 2¼ ins., B323 rose, BP812 key plate
BP4541	B125 " " " " " " " " " "
BP5030	B115 " BP186 escn. 7¼ x 2¼ ins., BP184 escn. 6½ x 2⅛ ins.
BP5040	B125 " " " " " " " "
BP5046	" " BP189 escn. 10 x 2¾ ins., BP186 escn. 7½ x 2¼ ins.

When ordering give lock-set number and finish.

For finishes see page 91.

Arcadian Design

Symbols CA (wrought) and GA (cast)

Also made in wrought brass

Regular finish

CX22 . . Old copper

For description of finishes see page 91.



Nos. CA189 and CA168



Nos. CA186 and CA115

Knobs and roses

No.	Size	Description
CA15	2¼ x 2¼ inches	Door knob with No. 0 (high) shank
CA69	3 x 1⅞ "	" " " " " " "
CA68	3 x 2⅝ "	" " " " " " "
CA67	2⅝ x 1⅝ "	" " " " " " "
CA115	2¼ x 2¼ "	Door knob with No. 1 (low) shank
CA169	3 x 1⅞ "	" " " " " " "
CA168	3 x 2⅝ "	" " " " " " "
CA167	2⅝ x 1⅝ "	" " " " " " "
CA223	2¼ ins. diam.	Rose with No. 0 (high) thimble
CA323	" " "	" " No. 1 (low) "

Escutcheons and handles

CA83	6 x 2 inches	Plate with No. 0 thimble for 3½ in. locks *only*
CA183	" "	Plate with No. 1 thimble for 3½ in. locks *only*
CA86	7¼ x 2¼ "	Plate with No. 0 thimble for 3½ to 4½ in. locks
CA186	"	Plate with No. 1 thimble for 3½ to 4½ in. locks
CA89	10 x 2¾ "	Plate with No. 0 thimble for 4½ to 7½ in. locks
CA189	" "	Plate with No. 1 thimble for 4½ to 7½ in. locks
CA812	2 x 1¼ "	Key plate for all locks
CA854	7¼ x 2¼ "	Cup for all sliding door locks
GA310	14¾ x 2⅝ "	Handle for locks No. 405 series
GA314	" "	" " " Nos. 414¼, 428 and 472¼ series

List number of lock to be associated with escutcheons must always be specified. For escutcheons with thumb-turns add ½ to list number.



No. CA1416

Other pieces

GA1099	1½ x 4 inches	Drawer pull, drop
GA955	2⅝ "	Lever handle
CA1420	4¾ x 2 "	Pull, bell
CA546	10 x 2¾ "	Pull, door
CA1416	4 x 1¾ "	Push button
CA1730	10 x 2¾ "	Push plate
CA1344	1½ x 3 "	Sash lift, flush

Locks in sets

CA435	**Inside doors**	Lock 802 (page 196), knobs CA115, 2 escutcheons CA186
CA465	" "	Lock 802 (page 196), knobs CA167, 2 escutcheons CA186

When ordering give list number or lock-set number (in the case of escutcheons also lock number) and finish. For finishes see page 91.



No. CA546



No. CA1730



No. CA1344

Arcadian Design



No. GA314



No. CA812



No. CA1420

Locks in sets—continued

Set No.		Description
CA735	Inside doors	Lock 882 (page 198), knobs CA115, 2 escutcheons CA186
CA765	" "	Lock 882 (page 198), knobs CA167, 2 escutcheons CA186
CA1635	" "	Lock 821 (page 197), knobs CA115, 2 escutcheons CA186
CA1665	" "	Lock 821 (page 197), knobs CA167, 2 escutcheons CA186
CA1795	" "	Lock 1620 (page 199), knobs CA67, 2 escutcheons CA86
CA2065	" "	Lock 831 (page 203), knobs CA167, 2 escutcheons CA186
CA2195	" "	Lock 1500 (page 202), knobs CA67, 2 escutcheons CA86
CA2765	" "	Lock 861 (page 206), knobs CA167, 1 escn. each CA186 and CA186½
CA3165	Communicating	Lock 1519 (page 191), knobs CA167, 1 escn. each CA186 and CA186½
CA3465	"	Lock 1529 (page 191), knobs CA167, 2 escutcheons CA186½
CA105	Sliding doors	Lock 1705 (page 214), 2 cup escutcheons CA854
CA115	" "	Lock 1715 (page 214), 4 cup escutcheons CA854
CA125	" "	Lock 1725 (page 214), 4 cup escutcheons CA854
CA4861	Vestibule doors	Lock 771 (page 220), knobs CA167, 1 escutcheon CA186, rose CA323
CA5361	" "	Lock 771 (page 220), knobs CA167, 2 escutcheons CA186
CA5861	" "	Lock 711 (page 221), knobs CA167, 1 escutcheon CA186, rose CA323
CA6361	" "	Lock 711 (page 221), knobs CA167, 2 escutcheons CA186
CA8396	" "	Lock 790 (page 222), knobs CA68, 1 escn. each CA89 and CA86
CA4761	Front doors	Lock 761 (page 220), knobs CA167, 1 escutcheon CA186, rose CA323
CA5266	" "	Lock 761 (page 220), knobs CA168, 1 escn. each CA189 and CA186
CA5761	" "	Lock 701 (page 221), knobs CA167, 1 escutcheon CA186, rose CA323
CA6266	" "	Lock 701 (page 221), knobs CA168, 1 escn. each CA189 and CA186
CA8296	" "	Lock 750 (page 222), knobs CA68, 1 escn. each CA89 and CA86½
GA8520	Store doors	Lock 405 (page 231), 1 pair handles GA310
GA9490	" "	Lock 432¼ (page 230), 1 pair handles GA314

When ordering give list number or lock-set number (in the case of escutcheons also lock number) and finish. For finishes see page 91.



No. GA1099



No. GA310



No. CA854

Bothnian Design

Symbol CB

Also made in wrought brass

Regular finishes

AY22 . . . Old brass CX22 . . . Old copper

For description of finishes see page 91.



Nos. CB89 and CB16

No. CB812



Nos. CB186 and CB115

Knobs and roses

No.	Size	Description
CB17	2½ x 2½ inches	Door knob with No. 0 (high) shank
CB16	2½ x 2¼ "	" " " " " "
CB15	2¼ x 2¼ "	" " " " " "
CB117	2½ x 2½ "	Door knob with No. 1 (low) shank
CB116	2½ x 2¼ "	" " " " " "
CB115	2¼ x 2¼ "	" " " " " "
CB223	2¼ ins. diam.	Rose with No. 0 (high) thimble
CB323	" " "	" " No. 1 (low) "

Escutcheons

CB86	7¼ x 2¼ inches	Plate with No. 0 thimble for 3½ to 5 in. locks
CB186	" "	Plate with No. 1 thimble for 3½ to 5 in. locks
CB89	10 x 2¾ "	Plate with No. 0 thimble for 5 to 7½ in. locks
CB189	" "	Plate with No. 1 thimble for 5 to 7½ in. locks
CB812	2 x 1¼ "	Key plate for all locks
CB854	7¼ x 2¼ "	Cup for all sliding door locks

List number of lock to be associated with escutcheons must always be specified.
For escutcheons with thumb-turns add ½ to list number.

Other pieces

CB546	10 x 2¾ inches	Pull, door
GB1416	4¾ x 2¼ "	Push button
CB1730	10 x 2¾ "	Push plate
CB1344	1½ x 3 "	Sash lift, flush

Locks in sets

CB435	Inside doors	Lock 802 (page 196), knobs CB115, 2 escutcheons CB186
CB435¾	" "	Lock 800 (page 196), knobs CB115, 2 escutcheons CB186
CB735	" "	Lock 882 (page 198), knobs CB115, 2 escutcheons CB186
CB735¾	" "	Lock 880 (page 198), knobs CB115, 2 escutcheons CB186
CB1035	" "	Lock 881 (page 198), knobs CB115, 2 escutcheons CB186
CB1635	" "	Lock 821 (page 197), knobs CB115, 2 escutcheons CB186

When ordering give list number or lock-set number (in the case of escutcheons also lock number) and finish. For finishes see page 91.



No. CB1344



Nos. CB189 and CB116



No. CB1730

Bothnian Design



No. CB546

Locks in sets—continued

Set No.		Description
CB1635¾	Inside doors	Lock 820 (page 197), knobs CB115, 2 escutcheons CB186
CB1735	" "	Lock 1620 (page 199), knobs CB15, 2 escutcheons CB86
CB2035	" "	Lock 831 (page 203), knobs CB115, 2 escutcheons CB186
CB2035¾	" "	Lock 830 (page 203), knobs CB115, 2 escutcheons CB186
CB2135	" "	Lock 1500 (page 202), knobs CB15, 2 escutcheons CB86
CB2335	" "	Lock 841 (page 203), knobs CB115, 2 escutcheons CB186
CB2535	" "	Lock 851 (page 206), knobs CB115, 2 escutcheons CB186
CB2735	" "	Lock 861 (page 206), knobs CB115, 1 escn. each CB186 and CB186½
CB2735¾	" "	Lock 860 (page 206), knobs CB115, 1 escn. each CB186 and CB186½
CB3135	Communicating	Lock 1519 (page 191), knobs CB115, 1 escn. each CB186 and CB186½
CB3435	"	Lock 1529 (page 191), knobs CB115, 2 escutcheons CB186½
CB3635	"	Lock 1525 (page 193), knobs CB15, 2 escutcheons CB86½
CB105	Sliding doors	Lock 1705 (page 214), 2 cup escutcheons CB854
CB115	" "	Lock 1715 (page 214), 4 cup escutcheons CB854
CB125	" "	Lock 1725 (page 214), 4 cup escutcheons CB854
CB4831	Vestibule doors	Lock 771 (page 220), knobs CB115, 1 escutcheon CB186, rose CB323
CB5331	" "	Lock 771 (page 220), knobs CB115, 2 escutcheons CB186
CB5831	" "	Lock 711 (page 221), knobs CB115, 1 escutcheon CB186, rose CB323
CB6331	" "	Lock 711 (page 221), knobs CB115, 2 escutcheons CB186
CB8336	" "	Lock 790 (page 222), knobs CB16, 1 escn. each CB89 and CB86
CB4731	Front doors	Lock 761 (page 220), knobs CB115, 1 escutcheon CB186, rose CB323
CB5236	" "	Lock 761 (page 220), knobs CB116, 1 escn. each CB189 and CB186
CB5731	" "	Lock 701 (page 221), knobs CB115, 1 escutcheon CB186, rose CB323
CB6236	" "	Lock 701 (page 221), knobs CB116, 1 escn. each CB189 and CB186
CB8236	" "	Lock 750 (page 222), knobs CB16, 1 escn. each CB89 and CB86½

When ordering give list number or lock-set number (in the case of escutcheons also lock number) and finish. For finishes see page 91.



No. CB1730



No. CB854



No. GB1416



Nos. CB115 and CB323

Dorian Design

Symbols CD (wrought) and GD (cast)

Also made in wrought brass

Regular finishes

AY22 . . . Old brass CX22 . . . Old copper

For description of finishes see page 91.



Nos. CD89 and CD16



Nos. CD189 and CD116

Knobs and roses

No.	Size	Description
CD17	2½ x 2½ inches	Door knob with No. 0 (high) shank
CD16	2½ x 2¼ "	" " " " " "
CD15	2¼ x 2¼ "	" " " " " "
CD117	2½ x 2½ "	Door knob with No. 1 (low) shank
CD116	2½ x 2¼ "	" " " " " "
CD115	2¼ x 2¼ "	" " " " " "
GD21¼	1⅛ ins. diam.	Drawer knob with bolt and washer
GD21¾	" " "	Shutter " " wood screw
CD223	2¼ " "	Rose with No. 0 (high) thimble
CD323	" " "	" " No. 1 (low) "

Escutcheons

CD86	7¼ x 2¼ inches	Plate with No. 0 thimble for 3½ to 5 in. locks
CD186	" "	Plate with No. 1 thimble for 3½ to 5 in. locks
CD89	10 x 2¾ "	Plate with No. 0 thimble for 5 to 7½ in. locks
CD189	" "	Plate with No. 1 thimble for 5 to 7½ in. locks
CD812	2 x 1¼ "	Key plate for all locks
CD854	7¼ x 2¼ "	Cup for all sliding door locks

List number of lock to be associated with escutcheons must always be specified. For escutcheons with thumb-turns add ½ to list number.



No. CD812

Other pieces

GD1099	1½ x 4 inches	Drawer pull, drop
GD595	18 x 3½ "	Pull, door
GD591	" "	" "
CD546	10 x 2¾ "	" "
GD1416	4¾ x 2¼ "	Push button
CD1730	10 x 2¾ "	Push plate
GD1730	18 x 3½ "	" "
CD1344	1½ x 3 "	Sash lift, flush



Nos. CD186 and CD115

Locks in sets

CD435	**Inside doors**	Lock 802 (page 196), knobs CD115, 2 escutcheons CD186
CD735	" "	Lock 882 (page 198), knobs CD115, 2 escutcheons CD186

When ordering give list number or lock-set number (in the case of escutcheons also lock number) and finish. For finishes see page 91.



No. GD1099



No. CD1730

YALE

Cuts third size

Dorian Design



No. CD546

Locks in sets—continued

Set No.		Description
CD1035	**Inside doors**	Lock 881 (page 198), knobs CD115, 2 escutcheons CD186
CD1635	" "	Lock 821 (page 197), knobs CD115, 2 escutcheons CD186
CD1735	" "	Lock 1620 (page 199), knobs CD15, 2 escutcheons CD86
CD2035	" "	Lock 831 (page 203), knobs CD115, 2 escutcheons CD186
CD2135	" "	Lock 1500 (page 202), knobs CD15, 2 escutcheons CD86
CD2335	" "	Lock 841 (page 203), knobs CD115, 2 escutcheons CD186
CD2535	" "	Lock 851 (page 206), knobs CD115, 2 escutcheons CD186
CD2735	" "	Lock 861 (page 206), knobs CD115, 1 escn. each CD186 and CD186½
CD3135	**Communicating**	Lock 1519 (page 191), knobs CD115, 1 escn. each CD186 and CD186½
CD3435	"	Lock 1529 (page 191), knobs CD115, 2 escutcheons CD186½
CD3635	"	Lock 1525 (page 193), knobs CD15, 2 escutcheons CD86½
CD105	**Sliding doors**	Lock 1705 (page 214), 2 cup escutcheons CD854
CD115	" "	Lock 1715 (page 214), 4 cup escutcheons CD854
CD125	" "	Lock 1725 (page 214), 4 cup escutcheons CD854
CD4831	**Vestibule doors**	Lock 771 (page 220), knobs CD115, 1 escutcheon CD186, rose CD323
CD5331	" "	Lock 771 (page 220), knobs CD115, 2 escutcheons CD186
CD5831	" "	Lock 711 (page 221), knobs CD115, 1 escutcheon CD186, rose CD323
CD6331	" "	Lock 711 (page 221), knobs CD115, 2 escutcheons CD186
CD8336	" "	Lock 790 (page 222), knobs CD16, 1 escn. each CD89 and CD86
CD4731	**Front doors**	Lock 761 (page 220), knobs CD115, 1 escutcheon CD186, rose CD323
CD5236	" "	Lock 761 (page 220), knobs CD116, 1 escn. each CD189 and CD186
CD5731	" "	Lock 701 (page 221), knobs CD115, 1 escutcheon CD186, rose CD323
CD6236	" "	Lock 701 (page 221), knobs CD116, 1 escn. each CD189 and CD186
CD8236	" "	Lock 750 (page 222), knobs CD16, 1 escn. each CD89 and CD86½

When ordering give list number or lock-set number (in the case of escutcheons also lock number) and finish. For finishes see page 91.



No. GD595



No. CD854



No. GD1416



No. CD1344

Hellenian Design

Symbols CH (wrought) and GH (cast)

Also made in wrought brass

Regular finishes

AZ10 . . . Buffed brass CZ17 . . . Old copper

SY52 . . Oxidized silver

For description of finishes see page 91.



Nos. CH89 and CH68



Nos. CH185 and CH167

Knobs and roses

No.	Size	Description
CH69	3 x 1⅞ inches	Door knob with No. 0 (high) shank
CH68	3 x 2⅝ "	" " " " " "
CH67	2⅝ x 1⅝ "	" " " " " "
CH169	3 x 1⅞ "	Door knob with No. 1 (low) shank
CH168	3 x 2⅝ "	" " " " " "
CH167	2⅝ x 1⅝ "	" " " " " "
GH61¼	1⅜ x ¾ "	Drawer knob with bolt and washer
GH61¾	" "	Shutter " " wood screw
CH223	2¼ ins. diam.	Rose with No. 0 (high) thimble
CH323	" " "	" " No. 1 (low) "

Escutcheons and handles

GH181	5¼ x 1⅝ inches	Plate for locks No. 1600 series *only*
GH181½	" "	" " " " 1605 " "
CH85	7 x 2½ "	" with No. 0 thimble for 3½ to 4½ in. locks
CH185	" "	Plate with No. 1 thimble for 3½ to 4½ in. locks
CH89	10½ x 3 "	Plate with No. 0 thimble for all other locks
CH189	" "	Plate with No. 1 thimble for all other locks
GH5245	3½ x 1⅛ "	Plate for thumb-turn, etc.
GH6355	4¼ x 1¼ "	" " " "
CH812	2½ x 1¼ "	Key plate for all locks
GH820	3⅜ x 1⅛ "	" " for No. 1402 series *only*
CH854	7 x 2½ "	Cup for all sliding door locks
GH310	13¾ x 3¼ "	Handle for locks No. 405 series
GH314	16 x 3⅝ "	" " " Nos. 414¼, 428 and 472¼ series

List number of lock to be associated with escutcheons must always be specified. For escutcheons with thumb-turns add ½ to list number.



No. CH1413



Nos. GH181 and 905



No. CH546

Other pieces

GH53	7 x 2 inches	Bolt, mortise single extension
CH1099	1¾ x 4½ "	Drawer pull, drop
GH1099	" "	" " "
CH1531	2½ x 7 "	Letter drop plate
GH1532	2⅝ x 8 "	" " "
GH1542	" "	Inside plate for above
GH1552	" "	Hood for above
CH546	10½ x 3 "	Pull, door
GH568	13¾ x 3¼ "	" "

When ordering give list number or lock-set number (in the case of escutcheons also lock number) and finish. For finishes see page 91.



Nos. GH820 and 55



No. CH1099

Hellenian Design



No. GH314



No. CH854

Other pieces—continued

No.	Size	Description
CH1413	4½ x 1¾ inches	Push button
GH1416	5 x 2⅜ "	" "
CH1730	10½ x 3 "	Push plate
GH1730	13¾ x 3¼ "	" "
CH1349	1¾ x 4½ "	Sash lift, flush

Locks in sets

CH464	Inside doors	Lock 802 (page 196), knobs CH167, 2 escutcheons CH185
CH764	" "	Lock 882 (page 198), knobs CH167, 2 escutcheons CH185
CH1664	" "	Lock 821 (page 197), knobs CH167, 2 escutcheons CH185
CH2064	" "	Lock 831 (page 203), knobs CH167, 2 escutcheons CH185
CH2764	" "	Lock 861 (page 206), knobs CH167, 1 escn. each CH185 and CH185½
CH3164	Communicating	Lock 1519 (page 191), knobs CH167, 1 escn. each CH185 and CH185½
CH3464	"	Lock 1529 (page 191), knobs CH167, 2 escutcheons CH185½
CH105	Sliding doors	Lock 1705 (page 214), 2 cup escutcheons CH854
CH115	" "	Lock 1715 (page 214), 4 cup escutcheons CH854
CH125	" "	Lock 1725 (page 214), 4 cup escutcheons CH854
CH4861	Vestibule doors	Lock 771 (page 220), knobs CH167, 1 escutcheon CH185, rose CH323
CH5361	" "	Lock 771 (page 220), knobs CH167, 2 escutcheons CH185
CH5861	" "	Lock 711 (page 221), knobs CH167, 1 escutcheon CH185, rose CH323
CH6361	" "	Lock 711 (page 221), knobs CH167, 2 escutcheons CH185
CH8396	" "	Lock 790 (page 222), knobs CH68, 1 escn. each CH89 and CH85
CH4761	Front doors	Lock 761 (page 220), knobs CH167, 1 escutcheon CH185, rose CH323
CH5266	" "	Lock 761 (page 220), knobs CH168, 1 escn. each CH189 and CH185
CH5761	" "	Lock 701 (page 221), knobs CH167, 1 escutcheon CH185, rose CH323
CH6266	" "	Lock 701 (page 221), knobs CH168, 1 escn. each CH189 and CH185
CH8296	" "	Lock 750 (page 222), knobs CH68, 1 escn. each CH89 and CH85½
GH8500	Store doors	Lock 405 (page 231), 1 pair handles GH310
GH9500	" "	Lock 432¼ (page 230), 1 pair handles GH314

When ordering give list number or lock-set number (in the case of escutcheons also lock number) and finish. For finishes see page 91.



No. CH1349



No. GH310



No. CH812



No. GH1416

Wrought Bronze

Cuts third size

Ionian Design

Symbols CI (wrought) and GI (cast)

Also made in wrought brass
Regular finishes

AZ10 . . . Buffed brass
AY22 . . . Old brass
CZ17 . . . Old copper
SY52 . . Oxidized silver

For description of finishes see page 91.



Nos. CI89 and CI68



No. CI1413



No. GI53

Knobs and roses

No.	Size	Description
CI69	3 x 1⅞ inches	Door knob with No. 0 (high) shank
CI68	3 x 2⅝ "	" " " " " "
CI67	2⅝ x 1⅝ "	" " " " " "
CI169	3 x 1⅞ "	Door knob with No. 1 (low) shank
CI168	3 x 2⅝ "	" " " " " "
CI167	2⅝ x 1⅝ "	" " " " " "
GI61¼	1⅜ x ¾ "	Drawer knob with bolt and washer
GI61¾	" "	Shutter " " wood screw
CI223	2¼ ins. diam.	Rose with No. 0 (high) thimble
CI323	" " "	" " No. 1 (low) "

Escutcheons and handles

GI181	5¼ x 1⅝ inches	Plate for locks No. 1600 series *only*
GI181½	" "	" " " " 1605 " "
CI85	7 x 2½ "	" with No. 0 thimble for 3½ to 4½ in. locks
CI185	" "	Plate with No. 1 thimble for 3½ to 4½ in. locks
CI89	10½ x 3 "	Plate with No. 0 thimble for all other locks
CI189	" "	Plate with No. 1 thimble for all other locks
GI4245	3⅜ x 1⅛ "	Plate for thumb-turn, etc.
GI6255	4¼ x 1⅛ "	" " " "
GI6354	4⅜ x 1¼ "	" " " "
GI7254	5¼ x 1⅛ "	" " " "
CI812	2½ x 1¼ "	Key plate for all locks
CI854	7 x 2½ "	Cup for all sliding door locks
GI310	13¾ x 3¼ "	Handle for locks No. 405 series
GI314	16 x 3⅝ "	" " " Nos. 414¼, 428 and 472¼ series

List number of lock to be associated with escutcheons must always be specified.
For escutcheons with thumb-turns add ½ to list number.

Other pieces

GI53	7 x 2 inches	Bolt, mortise single extension
GI1531	2½ x 7 "	Letter drop plate
GI1532	2⅝ x 2¼ "	" " "
CI546	10½ x 3 "	Pull, door
CI1413	4½ x 1¾ "	Push button
GI1416	5 x 2⅜ "	" "
CI1730	10½ x 3 "	Push plate
GI1730	16 x 3⅝ "	" "
CI1349	1¾ x 4½ "	Sash lift. flush



No. CI1349



Nos. CI185 and CI167



No. GI1416



No. CI546

Cuts third size

Ionian Design



No. GI314



No. CI812



No. GI1975

Cabinet hardware

No.	Size	Description
GI1099	1¾ x 4⅜ inches	Drawer pull, drop
CI1099	1¾ x 4½ "	" " "
GI1975	5½ x 5½ x 1¼ ins.	Hinge plate, corner

Locks in sets

CI464	Inside doors	Lock 802 (page 196), knobs CI167, 2 escutcheons CI185
CI764	" "	Lock 882 (page 198), knobs CI167, 2 escutcheons CI185
CI1664	" "	Lock 821 (page 197), knobs CI167, 2 escutcheons CI185
CI2064	" "	Lock 831 (page 203), knobs CI167, 2 escutcheons CI185
CI2764	" "	Lock 861 (page 206), knobs CI167, 1 escn. each CI185 and CI185½
CI3164	Communicating	Lock 1519 (page 191), knobs CI167, 1 escn. CI185 and CI185½
CI3464	"	Lock 1529 (page 191), knobs CI167, 2 escutcheons CI185½
CI105	Sliding doors	Lock 1705 (page 214), 2 cup escutcheons CI854
CI115	" "	Lock 1715 (page 214), 4 cup escutcheons CI854
CI125	" "	Lock 1725 (page 214), 4 cup escutcheons CI854
CI4861	Vestibule doors	Lock 771 (page 220), knobs CI167, 1 escutcheon CI185, rose CI323
CI5361	" "	Lock 771 (page 220), knobs CI167, 2 escutcheons CI185
CI5861	" "	Lock 711 (page 221), knobs CI167, 1 escutcheon CI185, rose CI323
CI6361	" "	Lock 711 (page 221), knobs CI167, 2 escutcheons CI185
CI8396	" "	Lock 790 (page 222), knobs CI68, 1 escn. each CI89 and CI85
CI4761	Front doors	Lock 761 (page 220), knobs CI167, 1 escutcheon CI185, rose CI323
CI5266	" "	Lock 761 (page 220), knobs CI168, 1 escn. each CI189 and CI185
CI5761	" "	Lock 701 (page 221), knobs CI167, 1 escutcheon CI185, rose CI323
CI6266	" "	Lock 701 (page 221), knobs CI168, 1 escn. each CI189 and CI185
CI8296	" "	Lock 750 (page 222), knobs CI68, 1 escn. each CI89 and CI85½
GI8500	Store doors	Lock 405 (page 231), 1 pair handles GI310
GI9500	" "	Lock 432¼ (page 230), 1 pair handles GI314

When ordering give list number or lock-set number (in the case of escutcheons also lock number) and finish. For finishes see page 91.



No. GI1099



No. GI310



No. GI61¾



No. CI854

Lydian Design

Symbols CL (wrought) and ZL (cast)

Also made in wrought brass

Regular finishes

AY22 . . . Old brass AX27 . . . Oxidized brass
CZ18 . . Old copper

For description of finishes see page 91.



Nos. CL89 and CL68



Nos. CL185 and CL167

Knobs and roses

No.	Size	Description
CL69	3 x 1⅞ inches	Door knob with No. 0 (high) shank
CL68	3 x 2⅝ "	" " " " " "
CL67	2⅝ x 1⅝ "	" " " " " "
CL169	3 x 1⅞ "	Door knob with No. 1 (low) shank
CL168	3 x 2⅝ "	" " " " " "
CL167	2⅝ x 1⅝ "	" " " " " "
ZL61¼	1¼ x ¾ "	Drawer knob with bolt and washer
ZL61¾	" "	Shutter " " wood screw
CL223	2¼ ins. diam.	Rose with No. 0 (high) thimble
CL248	6¼ x 2 inches	" " " " "
CL323	2¼ ins. diam.	Rose with No. 1 (low) thimble
CL348	6¼ x 2 inches	" " " " "

Escutcheons and handles

CL85	7	x 2½ inches	Plate with No. 0 thimble for 3½ to 4½ in. locks
CL185	"	"	Plate with No. 1 thimble for 3½ to 4½ in. locks
CL89	10½ x 2⅞	"	Plate with No. 0 thimble for all other locks
CL189	"	"	Plate with No. 1 thimble for all other locks
ZL6205	4⅛ x 1⅛	"	Plate for thumb-turn, etc.
CL812	2½ x 1¼	"	Key plate for all locks
CL854	7	x 2½ "	Cup for all sliding door locks
ZL310	14¾ x 3⅛	"	Handle for locks No. 405 series
ZL314	17	x 3⅝ "	" " " Nos. 414¼, 428 and 472¼ series

List number of lock to be associated with escutcheons must always be specified. For escutcheons with thumb-turns add ½ to list number.



No. CL1413



No. CL546

Other pieces

CL1099	1¾ x 4½ inches	Drawer pull, drop
CL546	10½ x 2⅞ "	Pull, door
CL1413	4½ x 1¾ "	Push button
CL1416	5 x 2½ "	" "
CL1730	10½ x 2⅞ "	Push plate
CL1349	1¾ x 4½ "	Sash lift, flush

Locks in sets

CL7	Inside doors	Latch 1006 (page 188), knobs CL167, 2 roses CL348
CL464	" "	Lock 802 (page 196), knobs CL167, 2 escutcheons CL185

When ordering give list number or lock-set number (in the case of escutcheons also lock number) and finish. For finishes see page 91.



No. CL1349



No. CL1730

Lydian Design



No. ZL314



No. CL854

Locks in sets—continued

Set No.		Description
CL764	Inside doors	Lock 882 (page 198), knobs CL167, 2 escutcheons CL185
CL1664	" "	Lock 821 (page 197), knobs CL167, 2 escutcheons CL185
CL1794	" "	Lock 1620 (page 199), knobs CL67, 2 escutcheons CL85
CL2064	" "	Lock 831 (page 203), knobs CL167, 2 escutcheons CL185
CL2194	" "	Lock 1500 (page 202), knobs CL67, 2 escutcheons CL85
CL2364	" "	Lock 841 (page 203), knobs CL167, 2 escutcheons CL185
CL2564	" "	Lock 851 (page 206), knobs CL167, 2 escutcheons CL185
CL2764	" "	Lock 861 (page 206), knobs CL167, 1 escn. each CL185 and CL185½
CL3164	Communicating	Lock 1519 (page 191), knobs CL167, 1 escn. each CL185 and CL185½
CL3464	"	Lock 1529 (page 191), knobs CL167, 2 escutcheons CL185½
CL105	Sliding doors	Lock 1705 (page 214), 2 cup escutcheons CL854
CL115	" "	Lock 1715 (page 214), 4 cup escutcheons CL854
CL125	" "	Lock 1725 (page 214), 4 cup escutcheons CL854
CL4861	Vestibule doors	Lock 771 (page 220), knobs CL167, 1 escutcheon CL185, rose CL323
CL5361	" "	Lock 771 (page 220), knobs CL167, 2 escutcheons CL185
CL5861	" "	Lock 711 (page 221), knobs CL167, 1 escutcheon CL185, rose CL323
CL6361	" "	Lock 711 (page 221), knobs CL167, 2 escutcheons CL185
CL8396	" "	Lock 790 (page 222), knobs CL68, 1 escn. each CL89 and CL85
CL4761	Front doors	Lock 761 (page 220), knobs CL167, 1 escutcheon CL185, rose CL323
CL5266	" "	Lock 761 (page 220), knobs CL168, 1 escn. each CL189 and CL185
CL5761	" "	Lock 701 (page 221), knobs CL167, 1 escutcheon CL185, rose CL323
CL6266	" "	Lock 701 (page 221), knobs CL168, 1 escn. each CL189 and CL185
CL8296	" "	Lock 750 (page 222), knobs CL68, 1 escn. each CL89 and CL85½
ZL8510	Store doors	Lock 405 (page 231), 1 pair handles ZL310
ZL9510	" "	Lock 432¼ (page 230), 1 pair handles ZL314

When ordering give list number or lock-set number (in the case of escutcheons also lock number) and finish. For finishes see page 91.



No. CL1099



No. ZL310



No. CL812



No. CL1416

Cuts third size

Meridian Design

Symbol CM

Also made in wrought brass

Regular finishes

AZ58 . . . "Oil rub" CZ18 . . Old copper
AX27 . Oxidized brass CX27 . . Oxidized copper

For description of finishes see page 91.



Nos. CM90 and CM68



Nos. CM190 and CM168

Knobs and roses

No.	Size	Description
CM69	3 x 1⅞ inches	Door knob with No. 0 (high) shank
CM68	3 x 2⅝ "	" " " " " "
CM67	2⅝ x 1⅝ "	" " " " " "
CM169	3 x 1⅞ "	Door knob with No. 1 (low) shank
CM168	3 x 2⅝ "	" " " " " "
CM167	2⅝ x 1⅝ "	" " " " " "
CM223	2¼ ins. diam.	Rose with No. 0 (high) thimble
CM323	" " "	" " No. 1 (low) "

Escutcheons

CM87	8¼ x 2⅜ inches	Plate with No. 0 thimble for 3½ to 5 in. locks
CM187	" "	Plate with No. 1 thimble for 3½ to 5 in. locks
CM90	11 x 3 "	Plate with No. 0 thimble for 5 to 7½ in. locks
CM190	" "	Plate with No. 1 thimble for 5 to 7½ in. locks
CM802	1⅜ x 3⅛ "	Key plate for bit key cabinet locks
CM812	3⅛ x 1⅜ "	" " " all door locks
CM854	8¼ x 2⅜ "	Cup for all sliding door locks

List number of lock to be associated with escutcheons must always be specified.
For escutcheons with thumb-turns add ½ to list number.



No. CM802

Other pieces

CM1099	1¾ x 5¼ inches	Drawer pull, drop
CM541	11 x 3 "	Pull, door
CM1413	5¼ x 1¾ "	Push button
CM1416	5 x 2⅜ "	" "
CM1730	11 x 3 "	Push plate
CM1349	1¾ x 5¼ "	Sash lift, flush



No. CM854

Locks in sets

CM465	Inside doors	Lock 802 (page 196), knobs CM167, 2 escutcheons CM187
CM465¾	" "	Lock 800 (page 196), knobs CM167, 2 escutcheons CM187
CM765	" "	Lock 882 (page 198), knobs CM167, 2 escutcheons CM187

When ordering give list number or lock-set number (in the case of escutcheons also lock number) and finish. For finishes see page 91.



No. CM1349



Nos. CM187 and CM167

YALE

Meridian Design



No. CM541

Locks in sets—continued

Set No.		Description
CM765¾	Inside doors	Lock 880 (page 198), knobs CM167, 2 escutcheons CM187
CM1065	" "	Lock 881 (page 198), knobs CM167, 2 escutcheons CM187
CM1665	" "	Lock 821 (page 197), knobs CM167, 2 escutcheons CM187
CM1795	" "	Lock 1620 (page 199), knobs CM67, 2 escutcheons CM87
CM2065	" "	Lock 831 (page 203), knobs CM167, 2 escutcheons CM187
CM2195	" "	Lock 1500 (page 202), knobs CM67, 2 escutcheons CM87
CM2365	" "	Lock 841 (page 203), knobs CM167, 2 escutcheons CM187
CM2565	" "	Lock 851 (page 206), knobs CM167, 2 escutcheons CM187
CM2765	" "	Lock 861 (page 206), knobs CM167, 1 escn. each CM187 and CM187½
CM3165	Communicating	Lock 1519 (page 191), knobs CM167, 1 escn. each CM187 and CM187½
CM3465	"	Lock 1529 (page 191), knobs CM167, 2 escutcheons CM187½
CM3695	"	Lock 1525 (page 193), knobs CM67, 2 escutcheons CM87½
CM107	Sliding doors	Lock 1705 (page 214), 2 cup escutcheons CM854
CM117	" "	Lock 1715 (page 214), 4 cup escutcheons CM854
CM127	" "	Lock 1725 (page 214), 4 cup escutcheons CM854
CM4864	Vestibule doors	Lock 771 (page 220), knobs CM167, 1 escutcheon CM187, rose CM323
CM5364	" "	Lock 771 (page 220), knobs CM167, 2 escutcheons CM187
CM5864	" "	Lock 711 (page 221), knobs CM167, 1 escutcheon CM187, rose CM323
CM6364	" "	Lock 711 (page 221), knobs CM167, 2 escutcheons CM187
CM8397	" "	Lock 790 (page 222), knobs CM68, 1 escn. each CM90 and CM87
CM4764	Front doors	Lock 761 (page 220), knobs CM167, 1 escutcheon CM187, rose CM323
CM5267	" "	Lock 761 (page 220), knobs CM168, 1 escn. each CM190 and CM187
CM5764	" "	Lock 701 (page 221), knobs CM167, 2 escutcheons CM187, rose CM323
CM6267	" "	Lock 701 (page 221), knobs CM168, 1 escn. each CM190 and CM187
CM8297	" "	Lock 750 (page 222), knobs CM68, 1 escn. each CM90 and CM87½

When ordering give list number or lock-set number (in the case of escutcheons also lock number) and finish. For finishes see page 91.



No. CM1730



No. CM1413



No. CM812



Nos. CM167 and CM323



No. CM1099



No. CM1416

Cuts third size

YALE

Nubian Design

Symbol CN

Also made in wrought brass

Regular finishes

AX27 . . Oxidized brass CZ18 . . . Old copper
CX27 . . Oxidized copper

For description of finishes see page 91.



Nos. CN89 and CN26



Nos. CN189 and CN126

Knobs and roses

No.	Size	Description
CN27	2½ x 2½ inches	Door knob with No. 0 (high) shank
CN26	2½ x 2¼ "	" " " " " "
CN25	2¼ x 2¼ "	" " " " " "
CN127	2½ x 2½ "	Door knob with No. 1 (low) shank
CN126	2½ x 2¼ "	" " " " " "
CN125	2¼ x 2¼ "	" " " " " "
CN223	2¼ ins. diam.	Rose with No. 0 (high) thimble
CN323	" " "	" " No. 1 (low) "

Escutcheons

CN87	8 x 2¼ inches	Plate with No. 0 thimble for 3½ to 5 in. locks
CN187	" "	Plate with No. 1 thimble for 3½ to 5 in. locks
CN89	10¼ x 3 "	Plate with No. 0 thimble for 5 to 7½ in. locks
CN189	" "	Plate with No. 1 thimble for 5 to 7½ in. locks
CN812	2¾ x 1¼ "	Key plate for all locks
CN854	8 x 2¼ "	Cup for all sliding door locks

List number of lock to be associated with escutcheons must always be specified.
For escutcheons with thumb-turns add ½ to list number.

Other pieces

CN1099	1¾ x 4½ inches	Drawer pull, drop
CN541	10¼ x 3 "	Pull, door
CN1416	5½ x 2¼ "	Push button
CN1730	10¼ x 3 "	Push plate
CN1349	1¾ x 4½ "	Sash lift, flush

Locks in sets

CN445	**Inside doors**	Lock 802 (page 196), knobs CN125, 2 escutcheons CN187
CN445¾	" "	Lock 800 (page 196), knobs CN125, 2 escutcheons CN187
CN745	" "	Lock 882 (page 198), knobs CN125, 2 escutcheons CN187
CN745¾	" "	Lock 880 (page 198), knobs CN125, 2 escutcheons CN187

When ordering give list number or lock-set number (in the case of escutcheons also lock number) and finish. For finishes see page 91.



No. CN854



Nos. CN187 and CN125



No. CN1349

Nubian Design



No. CN541



No. CN812



Nos. CN125 and CN323

Locks in sets—continued

Set No.		Description
CN1045	Inside doors	Lock 881 (page 198), knobs CN125, 2 escutcheons CN187
CN1645	" "	Lock 821 (page 197), knobs CN125, 2 escutcheons CN187
CN1775	" "	Lock 1620 (page 199), knobs CN25, 2 escutcheons CN87
CN2045	" "	Lock 831 (page 203), knobs CN125, 2 escutcheons CN187
CN2175	" "	Lock 1500 (page 202), knobs CN25, 2 escutcheons CN87
CN2345	" "	Lock 841 (page 203), knobs CN125, 2 escutcheons CN187
CN2545	" "	Lock 851 (page 206), knobs CN125, 2 escutcheons CN187
CN2745	" "	Lock 861 (page 206), knobs CN125, 1 escn. each CN187 and CN187½
CN3145	Communicating	Lock 1519 (page 191), knobs CN125, 1 escn. each CN187 and CN187½
CN3445	"	Lock 1529 (page 191), knobs CN125, 2 escutcheons CN187½
CN3675	"	Lock 1525 (page 193), knobs CN25, 2 escutcheons CN87½
CN107	Sliding doors	Lock 1705 (page 214), 2 cup escutcheons CN854
CN117	" "	Lock 1715 (page 214), 4 cup escutcheons CN854
CN127	" "	Lock 1725 (page 214), 4 cup escutcheons CN854
CN4844	Vestibule doors	Lock 771 (page 220), knobs CN125, 1 escutcheon CN187, rose CN323
CN5344	" "	Lock 771 (page 220), knobs CN125, 2 escutcheons CN187
CN5844	" "	Lock 711 (page 221), knobs CN125, 1 escutcheon CN187, rose CN323
CN6344	" "	Lock 711 (page 221), knobs CN125, 2 escutcheons CN187
CN8377	" "	Lock 790 (page 222), knobs CN26, 1 escn. each CN89 and CN87
CN4744	Front doors	Lock 761 (page 220), knobs CN125, 1 escutcheon CN187, rose CN323
CN5247	" "	Lock 761 (page 220), knobs CN126, 1 escn. each CN189 and CN187
CN5744	" "	Lock 701 (page 221), knobs CN125, 1 escutcheon CN187, rose CN323
CN6247	" "	Lock 701 (page 221), knobs CN126, 1 escn. each CN189 and CN187
CN8277	" "	Lock 750 (page 222), knobs CN26, 1 escn. each CN89 and CN87½

When ordering give list number or lock-set number (in the case of escutcheons also lock number) and finish. For finishes see page 91.



No. CN1349



No. CN1730



No. CN1416

Olympian Design

Symbol CO

Also made in wrought brass

Regular finishes

AY21 . . Oxidized brass BX12 . . Oxidized bronze
AX24½ . . Oxidized brass
For description of finishes see page 91



Nos. CO90 and CO16



Nos. CO190 and CO115

Knobs and roses

No.	Size	Description
CO17	2½ x 2½ inches	Door knob with No. 0 (high) shank
CO16	2½ x 2¼ "	" " " " " "
CO15	2¼ x 2¼ "	" " " " " "
CO117	2½ x 2½ "	Door knob with No. 1 (low) shank
CO116	2½ x 2¼ "	" " " " " "
CO115	2¼ x 2¼ "	" " " " " "
CO223	2¼ ins. diam.	Rose with No. 0 (high) thimble
CO323	" " "	" " No. 1 (low) "

Escutcheons

CO88	8½ x 2¾ inches	Plate with No. 0 thimble for 3½ to 4¾ in. locks
CO188	" "	Plate with No. 1 thimble for 3½ to 4¾ in. locks
CO90	11 x 3 "	Plate with No. 0 thimble for 5 to 7½ in. locks
CO190	" "	Plate with No. 1 thimble for 5 to 7½ in. locks
CO802	1½ x 2½ "	Key plate for bit key cabinet locks
CO812	2½ x 1½ "	" " " all door locks
CO854	8½ x 2¾ "	Cup for all sliding door locks

List number of lock to be associated with escutcheons must always be specified.
For escutcheons with thumb-turns add ½ to list number.



No. CO854

Other pieces

CO1099	1¾ x 5⅜ inches	Drawer pull, drop
CO546	11 x 3 "	Pull, door
CO1416	5⅜ x 2⅛ "	Push button
CO1730	11 x 3 "	Push plate
CO1349	2⅛ x 5⅜ "	Sash lift, flush

Locks in sets

CO435	Inside doors	Lock 802 (page 196), knobs CO115, 2 escutcheons CO188
CO435¾	" "	Lock 800 (page 196), knobs CO115, 2 escutcheons CO188
CO735	" "	Lock 882 (page 198), knobs CO115, 2 escutcheons CO188
CO735¾	" "	Lock 880 (page 198), knobs CO115, 2 escutcheons CO188
CO1035	" "	Lock 881 (page 198), knobs CO115, 2 escutcheons CO188

When ordering give list number or lock-set number (in the case of escutcheons also lock number) and finish. For finishes see page 91.



Nos. CO188 and CO115



No. CO1349

YALE

Cuts third size

Olympian Design

Locks in sets—continued

Set No.		Description
CO1635	Inside doors	Lock 821 (page 197), knobs CO115, 2 escutcheons CO188
CO1635¾	" "	Lock 820 (page 197), knobs CO115, 2 escutcheons CO188
CO1735	" "	Lock 1620 (page 199), knobs CO15, 2 escutcheons CO88
CO2035	" "	Lock 831 (page 203), knobs CO115, 2 escutcheons CO188
CO2035¾	" "	Lock 830 (page 203), knobs CO115, 2 escutcheons CO188
CO2135	" "	Lock 1500 (page 202), knobs CO15, 2 escutcheons CO88,
CO2335	" "	Lock 841 (page 203), knobs CO115, 2 escutcheons CO188
CO2535	" "	Lock 851 (page 206), knobs CO115, 2 escutcheons CO188
CO2735	" "	Lock 861 (page 206), knobs CO115, 1 escn. each CO188 and CO188½
CO3135	Communicating	Lock 1519 (page 191), knobs CO115, 1 escn each CO188 and CO188½
CO3435	"	Lock 1529 (page 191), knobs CO115, 2 escutcheons CO188½
CO3635	"	Lock 1525 (page 193), knobs CO15, 2 escutcheons CO88½
CO107	Sliding doors	Lock 1705 (page 214), 2 cup escutcheons CO854
CO117	" "	Lock 1715 (page 214), 4 cup escutcheons CO854
CO127	" "	Lock 1725 (page 214), 4 cup escutcheons CO854
CO4834	Vestibule doors	Lock 771 (page 220), knobs CO115, 1 escutcheon CO188, rose CO323
CO5334	" "	Lock 771 (page 220), knobs CO115, 2 escutcheons CO188
CO5834	" "	Lock 711 (page 221), knobs CO115, 1 escutcheon CO188, rose CO323
CO6334	" "	Lock 711 (page 221), knobs CO115, 2 escutcheons CO188
CO8337	" "	Lock 790 (page 222), knobs CO16, 1 escn. each CO90 and CO88
CO4734	Front doors	Lock 761 (page 220), knobs CO115, 1 escutcheon CO188, rose CO323
CO5237	" "	Lock 761 (page 220), knobs CO116, 1 escn. each CO190 and CO188
CO5734	" "	Lock 701 (page 221), knobs CO115, 1 escutcheon CO188, rose CO323
CO6237	" "	Lock 701 (page 221), knobs CO116, 1 escn. each CO190 and CO188
CO8237	" "	Lock 750 (page 222), knobs CO16, 1 escn. each CO90 and CO88½

When ordering give list number or lock-set number (in the case of escutcheons also lock number) and finish. For finishes see page 91.



No. CO546



No. CO1730



No. CO812



No. CO802



Nos. CO115 and CO323



No. CO1416



No. CO1099

Pavian Design

Symbol CP

Also made in wrought brass

Regular finishes

AZ10 . . Buffed brass
AY22 . . . Old brass
AY27 . Oxidized brass
BZ10 . . Buffed bronze
CY27 . . Oxidized copper

For description of finishes see page 91.



Nos. CP90 and CP16



Nos. CP190 and CP115

Knobs and roses

No.	Size	Description
CP17	2½ x 2½ inches	Door knob with No. 0 (high) shank
CP16	2½ x 2¼ "	" " " " " "
CP15	2¼ x 2¼ "	" " " " " "
CP117	2½ x 2½ "	Door knob with No. 1 (low) shank
CP116	2½ x 2¼ "	" " " " " "
CP115	2¼ x 2¼ "	" " " " " "
CP223	2¼ ins. diam.	Rose with No. 0 (high) thimble
CP323	" " "	" " No. 1 (low) "

Escutcheons

CP86	7½ x 2½ inches	Plate with No. 0 thimble for 3½ to 4¾ in. locks
CP186	" "	Plate with No. 1 thimble for 3½ to 4¾ in. locks
CP90	11 x 3 "	Plate with No. 0 thimble for 5 to 7½ in. locks
CP190	" "	Plate with No. 1 thimble for 5 to 7½ in. locks
CP802	1¼ x 2 "	Key plate for bit key cabinet locks
CP812	2 x 1¼ "	" " " all door locks
CP854	7½ x 2½ "	Cup for all sliding door locks

List number of lock to be associated with escutcheons must always be specified.
For escutcheons with thumb-turns add ½ to list number.

Other pieces

CP1099	1½ x 4 inches	Drawer pull, drop
CP545	11 x 3 "	Pull, door
CP1413	4 x 1½ "	Push button
CP1730	11 x 3 "	Push plate
CP1349	1½ x 4 "	Sash lift, flush

Locks in sets

CP435	Inside doors	Lock 802 (page 196), knobs CP115, 2 escutcheons CP186
CP435¾	" "	Lock 800 (page 196), knobs CP115, 2 escutcheons CP186
CP735	" "	Lock 882 (page 198), knobs CP115, 2 escutcheons CP186
CP735¾	" "	Lock 880 (page 198), knobs CP115, 2 escutcheons CP186
CP1035	" "	Lock 881 (page 198), knobs CP115, 2 escutcheons CP186

When ordering give list number or lock-set number (in the case of escutcheons also lock number) and finish. For finishes see page 91.



Nos. CP186 and CP115



No. CP854



No. CP1349

Pavian Design

Locks in sets—continued



No. CP545

Set No.		Description
CP1635	Inside doors	Lock 821 (page 197), knobs CP115, 2 escutcheons CP186
CP1635¾	" "	Lock 820 (page 197), knobs CP115, 2 escutcheons CP186
CP1735	" "	Lock 1620 (page 199), knobs CP15, 2 escutcheons CP86
CP2035	" "	Lock 831 (page 203), knobs CP115, 2 escutcheons CP186
CP2135	" "	Lock 1500 (page 202), knobs CP15, 2 escutcheons CP86
CP2335	" "	Lock 841 (page 203), knobs CP115, 2 escutcheons CP186
CP2535	" "	Lock 851 (page 206), knobs CP115, 2 escutcheons CP186
CP2735	" "	Lock 861 (page 206), knobs CP115, 1 escn. each CP186 and CP186½
CP2835	" "	Lock 1402 (page 207), knobs CP15, 1 escn. each CP86 and CP86½
CP3135	Communicating	Lock 1519 (page 191), knobs CP115, 1 escn. each CP186 and CP186½
CP3235	"	Lock 1535 (page 192), knobs CP15, 1 escn. each CP86 and CP86½
CP3435	"	Lock 1529 (page 191), knobs CP115, 2 escutcheons CP186½
CP3635	"	Lock 1525 (page 193), knobs CP15, 2 escutcheons CP86½
CP105	Sliding doors	Lock 1705 (page 214), 2 cup escutcheons CP854
CP115	" "	Lock 1715 (page 214), 4 cup escutcheons CP854
CP125	" "	Lock 1725 (page 214), 4 cup escutcheons CP854
CP4831	Vestibule doors	Lock 771 (page 220), knobs CP115, 1 escutcheon CP186, rose CP323
CP5331	" "	Lock 771 (page 220), knobs CP115, 2 escutcheons CP186
CP5831	" "	Lock 711 (page 221), knobs CP115, 1 escutcheon CP186, rose CP323
CP6331	" "	Lock 711 (page 221), knobs CP115, 2 escutcheons CP186
CP8336	" "	Lock 790 (page 222), knobs CP16, 1 escn. each CP90 and CP86
CP4731	Front doors	Lock 761 (page 220), knobs CP115, 1 escutcheon CP186, rose CP323
CP5236	" "	Lock 761 (page 220), knobs CP116, 1 escn. each CP190 and CP186
CP5731	" "	Lock 701 (page 221), knobs CP115, 1 escutcheon CP186, rose CP323
CP6236	" "	Lock 701 (page 221), knobs CP116, 1 escn. each CP190 and CP186
CP8236	" "	Lock 750 (page 222), knobs CP16, 1 escn. each CP90 and CP86½

When ordering give list number or lock-set number (in the case of escutcheons also lock number) and finish. For finishes see page 91.



Nos. CP186½ and CP115



No. CP812



No. CP1413



Nos. CP115 and CP323



No. CP802



No. CP1099

Rubian Design

Symbol CR

Also made in wrought brass

Regular finishes

AZ10 . . Buffed brass
AY22 . . . Old brass
AY27 . Oxidized brass
BZ10 . . Buffed bronze
CY27 . . Oxidized copper

For description of finishes see page 91.



Nos. CR89 and CR16



Nos. CR189 and CR115

Knobs and roses

No.	Size	Description
CR17	2½ x 2½ inches	Door knob with No. 0 (high) shank
CR16	2½ x 2¼ "	" " " " " "
CR15	2¼ x 2¼ "	" " " " " "
CR117	2½ x 2½ "	Door knob with No. 1 (low) shank
CR116	2½ x 2¼ "	" " " " " "
CR115	2¼ x 2¼ "	" " " " " "
CR233	2¼ x 2¼ "	Rose with No. 0 (high) thimble
CR333	" "	" " No. 1 (low) "

Escutcheons

CR86	7½ x 2½ inches	Plate with No. 0 thimble for 3½ to 4¾ in. locks
CR186	" "	Plate with No. 1 thimble for 3½ to 4¾ in. locks
CR89	10 x 2¾ "	Plate with No. 0 thimble for 5 to 7½ in. locks
CR189	" "	Plate with No. 1 thimble for 5 to 7½ in. locks
CR802	1¼ x 2 "	Key plate for bit key cabinet locks
CR812	2 x 1¼ "	" " " all door locks
CR854	7½ x 2½ "	Cup for all sliding door locks

List number of lock to be associated with escutcheons must always be specified.
For escutcheons with thumb-turns add ½ to list number.

Other pieces

CR1099	1½ x 4 inches	Drawer pull, drop
CR541	10 x 2¾ "	Pull, door
CR1401	2¼ x 2¼ "	Push button
CR1730	10 x 2¾ "	Push plate
CR1349	1½ x 4 "	Sash lift, flush

Locks in sets

CR435	Inside doors	Lock 802 (page 196), knobs CR115, 2 escutcheons CR186
CR435¾	" "	Lock 800 (page 196), knobs CR115, 2 escutcheons CR186
CR735	" "	Lock 882 (page 198), knobs CR115, 2 escutcheons CR186
CR735¾	" "	Lock 880 (page 198), knobs CR115, 2 escutcheons CR186
CR1035	" "	Lock 881 (page 198), knobs CR115, 2 escutcheons CR186

When ordering give list number or lock-set number (in the case of escutcheons also lock number) and finish. For finishes see page 91.



Nos. CR186 and CR115



No. CR854



No. CR1349

Rubian Design



No. CR541

Locks in sets—continued

Set No.		Description
CR1635	Inside doors	Lock 821 (page 197), knobs CR115, 2 escutcheons CR186
CR1635¾	" "	Lock 820 (page 197), knobs CR115, 2 escutcheons CR186
CR1735	" "	Lock 1620 (page 199), knobs CR15, 2 escutcheons CR86
CR2035	" "	Lock 831 (page 203), knobs CR115, 2 escutcheons CR186
CR2135	" "	Lock 1500 (page 202), knobs CR15, 2 escutcheons CR86
CR2335	" "	Lock 841 (page 203), knobs CR115, 2 escutcheons CR186
CR2535	" "	Lock 851 (page 206), knobs CR115, 2 escutcheons CR186
CR2735	" "	Lock 861 (page 206), knobs CR115, 1 escn. each CR186 and CR186½
CR2835	" "	Lock 1402 (page 207), knobs CR15, 1 escn. each CR86 and CR86½
CR3135	Communicating	Lock 1519 (page 191), knobs CR115, 1 escn. each CR186 and CR186½
CR3235	"	Lock 1535 (page 192), knobs CR15, 1 escn. each CR86 and CR86½
CR3435	"	Lock 1529 (page 191), knobs CR115, 2 escutcheons CR186½
CR3635	"	Lock 1525 (page 193), knobs CR15, 2 escutcheons CR86½
CR105	Sliding doors	Lock 1705 (page 214), 2 cup escutcheons CR854
CR115	" "	Lock 1715 (page 214), 4 cup escutcheons CR854
CR125	" "	Lock 1725 (page 214), 4 cup escutcheons CR854
CR4831	Vestibule doors	Lock 771 (page 220), knobs CR115, 1 escutcheon CR186, rose CR333
CR5331	" "	Lock 771 (page 220), knobs CR115, 2 escutcheons CR186
CR5831	" "	Lock 711 (page 221), knobs CR115, 1 escutcheon CR186, rose CR333
CR6331	" "	Lock 711 (page 221), knobs CR115, 2 escutcheons CR186
CR8336	" "	Lock 790 (page 222), knobs CR16, 1 escn. each CR90 and CR86
CR4731	Front Doors	Lock 761 (page 220), knobs CR115, 1 escutcheon CR186, rose CR333
CR5236	" "	Lock 761 (page 220), knobs CR116, 1 escn. each CR190 and CR186
CR5731	" "	Lock 701 (page 221), knobs CR115, 1 escutcheon CR186, rose CR333
CR6236	" "	Lock 701 (page 221), knobs CR116, 1 escn. each CR190 and CR186
CR8236	" "	Lock 750 (page 222), knobs CR16, 1 escn. each CR90 and CR86½

When ordering give list number or lock-set number (in the case of escutcheons also lock number) and finish. For finishes see page 91.



No. CR1730



No. CR812



No. CR802



Nos. CR115 and CR333



No. CR1401



No. CR1099

Syrian Design

Symbol CS

Also made in wrought brass

Regular finishes

AZ10 . . Buffed brass
AY10 . . . Dead brass
AY21 . Oxidized brass
AY22 . . . Old brass
BZ10 . . Buffed bronze
BY21 . Oxidized bronze
CZ18 . . . Old copper

For description of finishes see page 91.



Nos. CS89 and CS16



Nos CS185 and CS115

Knobs and roses

No.	Size	Description
CS17	2½ x 2½ inches	Door knob with No. 0 (high) shank
CS16	2½ x 2¼ "	" " " " " "
CS15	2¼ x 2¼ "	" " " " " "
CS117	2½ x 2½ "	Door knob with No. 1 (low) shank
CS116	2½ x 2¼ "	" " " " " "
CS115	2¼ x 2¼ "	" " " " " "
CS233	2¼ x 2¼ "	Rose with No. 0 (high) thimble
CS242	3½ x 1¾ "	" " " " "
CS333	2¼ x 2¼ "	" " No. 1 (low) "
CS342	3½ x 1¾ "	" " " " "



No. CS802

Escutcheons and handles

CS85	7 x 2¼ inches	Plate with No. 0 thimble for 3½ to 4¼ in. locks
CS185	" "	Plate with No. 1 thimble for 3½ to 4¼ in. locks
CS87	8 x 2½ "	Plate with No. 0 thimble for 4½ to 5 in. locks
CS187	" "	Plate with No. 1 thimble for 4½ to 5 in. locks
CS89	10 x 3 "	Plate with No. 0 thimble for 5 to 7½ in. locks
CS189	" "	Plate with No. 1 thimble for 5 to 7½ in. locks
CS802	1⅛ x 1¾ "	Key plate for bit key cabinet locks
CS812	1¾ x 1⅛ "	" " " all door locks
CS854	7 x 2¼ "	Cup for all sliding door locks
CS310½	14 x 3 "	Handle for locks No. 405 series
CS314	" "	" " " Nos. 414¼, 428 and 472¼ series

List number of lock to be associated with escutcheons must always be specified. For escutcheons with thumb-turns add ¾ to list number.



No. AS1094



No. CS568

Other pieces

CS1094	1⅛ x 1¾ inches	Drawer pull, ring
CS1099	1¾ x 3½ "	" " drop
CS545	10 x 3 "	Pull, door
CS568	14 x 3 "	" "
CS1404	2¼ x 2¼ "	Push button
CS1413	3½ x 1¾ "	" "
CS1730	10 x 3 "	Push plate
	14 x 3 "	" "
CS1348	1¾ x 3½ "	Sash lift, flush

When ordering give list number or lock-set number (in the case of escutcheons also lock number), size and finish. For finishes see page 91.



No. CS545



No. CS1348



No. CS1099

Syrian Design



No. CS314



No. CS812



No. CS1413

Locks in sets

Set No.		Description
CS434	Inside doors	Lock 802 (page 196), knobs CS115, 2 escutcheons CS185
CS734	" "	Lock 882 (page 198), knobs CS115, 2 escutcheons CS185
CS1634	" "	Lock 821 (page 197), knobs CS115, 2 escutcheons CS185
CS1734	" "	Lock 1620 (page 199), knobs CS15, 2 escutcheons CS85
CS2034	" "	Lock 831 (page 203), knobs CS115, 2 escutcheons CS185
CS2134	" "	Lock 1500 (page 202), knobs CS15, 2 escutcheons CS85
CS2735	" "	Lock 861 (page 206), knobs CS115, 1 escn. each CS187 and CS187½
CS3134	Communicating	Lock 1519 (page 191), knobs CS115, 1 escn. each CS185 and CS185½
CS3435	"	Lock 1529 (page 191), knobs CS115, 2 escutcheons CS187½
CS105	Sliding doors	Lock 1705 (page 214), 2 cup escutcheons CS854
CS115	" "	Lock 1715 (page 214), 4 cup escutcheons CS854
CS125	" "	Lock 1725 (page 214), 4 cup escutcheons CS854
CS4831	Vestibule doors	Lock 771 (page 220), knobs CS115, 1 escutcheon CS185, rose CS333
CS5331	" "	Lock 771 (page 220), knobs CS115, 2 escutcheons CS185
CS5831	" "	Lock 711 (page 221), knobs CS115, 1 escutcheon CS185, rose CS333
CS6331	" "	Lock 711 (page 221), knobs CS115, 2 escutcheons CS185
CS8337	" "	Lock 790 (page 222), knobs CS16, 1 escn. each CS89 and CS87
CS4734	Front doors	Lock 761 (page 220), knobs CS115, 1 escutcheon CS187, rose CS333
CS5233	" "	Lock 761 (page 220), knobs CS115, 1 escn. each CS187 and CS185
CS5236	" "	Lock 761 (page 220), knobs CS116, 1 escn. each CS189 and CS185
CS5734	" "	Lock 701 (page 221), knobs CS115, 1 escutcheon CS187, rose CS333
CS6233	" "	Lock 701 (page 221), knobs CS115, 1 escn. each CS187 and CS185
CS6236	" "	Lock 701 (page 221), knobs CS116, 1 escn. each CS189 and CS185
CS8237	" "	Lock 750 (page 222), knobs CS16, 1 escn. each CS89 and CS87½
CS8520	Store doors	Lock 405 (page 231), 1 pair handles CS310½
CS9470	" "	Lock 432¼ (page 230), 1 pair handles CS314

Any of the above sets may be furnished with plain spheroid type knobs (page 389) to special order.

When ordering give list number or lock-set number (in the case of escutcheons also lock number) and finish. For finishes see page 91.



No. CS1404



Nos. CS115 and CS333



No. CS310½



No. CS854

Tyrian Design

Symbol CT

Also made in wrought brass

Regular finishes

AZ10	Buffed brass	AY22	Old brass
AY10	Dead brass	BZ10	Buffed bronze
AY21	Oxidized brass	BY21	Oxidized bronze
	CZ18 Old copper		

For description of finishes see page 91.



Nos. CT89 and CT16



Nos. CT185 and CT115



No. CT802



No. CT1094



No. CT545



No. CT568

Knobs and roses

No.	Size	Description
CT17	2½ x 2½ inches	Door knob with No. 0 (high) shank
CT16	2½ x 2¼ "	" " " " " "
CT15	2¼ x 2¼ "	" " " " " "
CT117	2½ x 2½ "	Door knob with No. 1 (low) shank
CT116	2½ x 2¼ "	" " " " " "
CT115	2¼ x 2¼ "	" " " " " "
CT233	2¼ x 2¼ "	Rose with No. 0 (high) thimble
CT242	3½ x 1¾ "	" " " " "
CT333	2¼ x 2¼ "	" " No. 1 (low) "
CT342	3½ x 1¾ "	" " " " "

Escutcheons and handles

CT85	7	x 2¼ inches	Plate with No. 0 thimble for 3½ to 4¼ in. locks
CT185	"	"	Plate with No. 1 thimble for 3½ to 4¼ in. locks
CT87	8	x 2½ "	Plate with No. 0 thimble for 4½ to 5 in. locks
CT187	"	"	Plate with No. 1 thimble for 4½ to 5 in. locks
CT89	10	x 3 "	Plate with No. 0 thimble for 5 to 7½ in. locks
CT189	"	"	Plate with No. 1 thimble for 5 to 7½ in. locks
CT802	1⅛	x 1¾ "	Key plate for bit key cabinet locks
CT812	1¾	x 1⅛ "	" " " all door locks
CT854	7	x 2¼ "	Cup for all sliding door locks
CT310½	14	x 3 "	Handle for locks No. 405 series
CT314	"	"	" " " Nos. 414¼, 428 and 472¼ series

List number of lock to be associated with escutcheons must always be specified. For escutcheons with thumb-turns add ½ to list number.

Other pieces

CT1094	1⅛	x 1¾ inches	Drawer pull, ring
CT1099	1¾	x 3½ "	" " drop
CT545	10	x 3 "	Pull, door
CT568	14	x 3 "	" "
CT1404	2¼	x 2¼ "	Push button
CT1413	3½	x 1¾ "	" "
CT1730	10	x 3 "	Push plate
	14	x 3 "	" "
CT1348	1¾	x 3½ "	Sash lift, flush

When ordering give list number or lock-set number (in the case of escutcheons also lock number), size and finish. For finishes see page 91.



No. CT1348



No. CT1099

Tyrian Design



No. CT314



No. CT812



No. CT1413

Locks in sets

Set No.		Description
CT434	Inside doors	Lock 802 (page 196), knobs CT115, 2 escutcheons CT185
CT734	" "	Lock 882 (page 198), knobs CT115, 2 escutcheons CT185
CT1634	" "	Lock 821 (page 197), knobs CT115, 2 escutcheons CT185
CT1734	" "	Lock 1620 (page 199), knobs CT15, 2 escutcheons CT85
CT2034	" "	Lock 831 (page 203), knobs CT115, 2 escutcheons CT185
CT2134	" "	Lock 1500 (page 202), knobs CT15, 2 escutcheons CT85
CT2735	" "	Lock 861 (page 206), knobs CT115, 1 escn. each CT187 and CT187½
CT3134	Communicating	Lock 1519 (page 191), knobs CT115, 1 escn. each CT185 and CT185½
CT3435	"	Lock 1529 (page 191), knobs CT115, 2 escutcheons CT187½
CT105	Sliding doors	Lock 1705 (page 214), 2 cup escutcheons CT854
CT115	" "	Lock 1715 (page 214), 4 cup escutcheons CT854
CT125	" "	Lock 1725 (page 214), 4 cup escutcheons CT854
CT4831	Vestibule doors	Lock 771 (page 220), knobs CT115, 1 escutcheon CT185, rose CT333
CT5331	" "	Lock 771 (page 220), knobs CT115, 2 escutcheons CT185
CT5831	" "	Lock 711 (page 221), knobs CT115, 1 escutcheon CT185, rose CT333
CT6331	" "	Lock 711 (page 221), knobs CT115, 2 escutcheons CT185
CT8337	" "	Lock 790 (page 222), knobs CT16, 1 escn. each CT89 and CT87
CT4734	Front doors	Lock 761 (page 220), knobs CT115, 1 escutcheon CT187, rose CT333
CT5234	" "	Lock 761 (page 220), knobs CT115, 1 escn. each CT187 and CT185
CT5236	" "	Lock 761 (page 220), knobs CT116, 1 escn. each CT189 and CT185
CT5734	" "	Lock 701 (page 221), knobs CT115, 1 escutcheon CT187, rose CT333
CT6234	" "	Lock 701 (page 221), knobs CT115, 1 escn. each CT187 and CT185
CT6236	" "	Lock 701 (page 221), knobs CT116, 1 escn. each CT189 and CT185
CT8237	" "	Lock 750 (page 222), knobs CT16, 1 escn. each CT89 and CT87½
CT8520	Store doors	Lock 405 (page 231), 1 pair handles CT310½
CT9470	" "	Lock 432¼ (page 230), 1 pair handles CT314

Any of the above sets may be furnished with plain spheroid type knobs (page 389) to special order.

When ordering give list number or lock-set number (in the case of escutcheons also lock number) and finish. For finishes see page 91.



No CT1404



Nos. CT115 and CT333



No. CT310½



No. CT854

Cuts third size

Arcadian Design

Symbols AA (steel) and FA (iron)

Regular finishes

CX22 . . . Old copper FX80 . . . Bower-Barff

For description of finishes see page 91



Nos. AA89 and AA69



Nos. AA186 and AA115



No. AA812

Knobs and roses

No.	Size	Description
AA15	2¼ x 2¼ inches	Door knob with No. 0 (high) shank
AA69	3 x 1⅞ "	" " " " " " "
AA68	3 x 2⅝ "	" " " " " " "
AA67	2⅝ x 1⅝ "	" " " " " " "
AA115	2¼ x 2¼ "	Door knob with No. 1 (low) shank
AA169	3 x 1⅞ "	" " " " " " "
AA168	3 x 2⅝ "	" " " " " " "
AA167	2⅝ x 1⅝ "	" " " " " " "
F205	2¼ x 2¼ "	Jet " " " " " "
AA223	2¼ ins. diam.	Rose with No. 0 (high) thimble
AA323	" " "	" " No. 1 (low) "

Escutcheons and handles

AA83	6 x 2 inches	Plate with No. 0 thimble for 3½ in. locks *only*
AA183	" "	Plate with No. 1 thimble for 3½ in. locks *only*
AA86	7¼ x 2¼ "	Plate with No. 0 thimble for 3½ to 4½ in. locks
AA186	" "	Plate with No. 1 thimble for 3½ to 4½ in. locks
AA89	10 x 2¾ "	Plate with No. 0 thimble for 4½ to 7½ in. locks
AA189	" "	Plate with No. 1 thimble for 4½ to 7½ in. locks
AA812	2 x 1¼ "	Key plate for all locks
AA854	7¼ x 2¼ "	Cup for all sliding door locks
FA310	14¾ x 2⅝ "	Handle for locks No. 405 series
FA314	" "	" " " Nos. 414¼, 428 and 472¼ series

List number of lock to be associated with escutcheons must always be specified. For escutcheons with thumb-turns add ½ to list number.



No. AA546



No. AA1730

Other pieces

FA1099	1½ x 4 inches	Drawer pull, drop
FA955	2⅝ "	Lever handle
AA1420	4¾ x 2 "	Pull, bell
AA546	10 x 2¾ "	Pull, door
AA1416	4 x 1¾ "	Push button
AA1730	10 x 2¾ "	Push plate
AA1344	1½ x 3 "	Sash lift, flush

Locks in sets

AA205	**Inside doors**	Lock 808 (page 196), knobs F205, 2 escutcheons AA186
AA235	" "	Lock 808 (page 196), knobs AA115, 2 escutcheons AA186

When ordering give list number or lock-set number (in the case of escutcheons also lock number) and finish. For finishes see page 91.



No. FA1099

YALE

Arcadian Design



No. FA314



No. AA1416

Locks in sets—continued

Set No.		Description
AA265	Inside doors	Lock 808 (page 196), knobs AA167, 2 escutcheons AA186
AA505	" "	Lock 888 (page 198), knobs F205, 2 escutcheons AA186
AA535	" "	Lock 888 (page 198), knobs AA115, 2 escutcheons AA186
AA565	" "	Lock 888 (page 198), knobs AA167, 2 escutcheons AA186
AA1405	" "	Lock 826 (page 197), knobs F205, 2 escutcheons AA186
AA1435	" "	Lock 826 (page 197), knobs AA115, 2 escutcheons AA186
AA1465	" "	Lock 826 (page 197), knobs AA167, 2 escutcheons AA186
AA3035	Communicating	Lock 1518 (page 191), knobs AA115, 1 escn. each AA186 and AA186½
AA3065	"	Lock 1518 (page 191), knobs AA167, 1 escn. each AA186 and AA186½
AA3335	"	Lock 1528 (page 199), knobs AA115, 2 escutcheons AA186½
AA3365	"	Lock 1528 (page 191), knobs AA167, 2 escutcheons AA186½
AA105	Sliding doors	Lock 1704 (page 214), 2 cup escutcheons AA854
AA115	" "	Lock 1714 (page 214), 4 cup escutcheons AA854
AA125	" "	Lock 1724 (page 214), 4 cup escutcheons AA854
AA4661	Vestibule doors	Lock 769 (page 220), knobs AA167, 1 escutcheon AA186, rose AA323
AA5161	" "	Lock 769 (page 220), knobs AA167, 2 escutcheons AA186
AA5661	" "	Lock 713 (page 221), knobs AA167, 1 escutcheon AA186, rose AA323
AA6161	" "	Lock 713 (page 221), knobs AA167, 2 escutcheons AA186
AA8396	" "	Lock 790 (page 222), knobs AA68, 1 escn. each AA90 and AA86
AA4561	Front doors	Lock 759 (page 220), knobs AA167, 1 escutcheon AA186, rose AA323
AA5066	" "	Lock 759 (page 220), knobs AA168, 1 escn. each AA190 and AA186
AA5561	" "	Lock 703 (page 221), knobs AA167, 1 escutcheon AA186, rose AA323
AA6066	" "	Lock 703 (page 221), knobs AA168, 1 escn. each AA190 and AA186
AA8296	" "	Lock 750 (page 222), knobs AA68, 1 escn. each AA90 and AA86½
FA8520	Store doors	Lock 406 (page 231), 1 pair handles FA310
FA9490	" "	Lock 432¼ (page 230), 1 pair handles FA314

When ordering give list number or lock-set number (in the case of escutcheons also lock number) and finish. For finishes see page 91.



No. AA1344



No. FA310



No. AA854

Dorian Design

Symbols AD (steel) and FD (iron)

Regular finishes

AY22 . . . Old brass CZ17 . . . Old copper

For description of finishes see page 91.

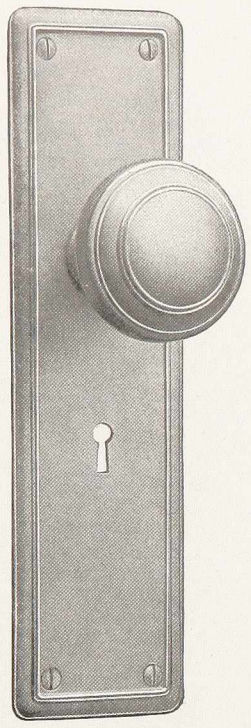

Nos. AD189 and AD116



No. AD812



No. AD546

Knobs and escutcheons

No.	Size	Description
AD117	2½ x 2½ inches	Door knob with No. 1 (low) shank
AD116	2½ x 2¼ "	" " " " " "
AD115	2¼ x 2¼ "	" " " " " "
AD323	2¼ ins. diam.	Rose with No. 1 (low) thimble
AD186	7¼ x 2¼ inches	Plate for 3½ to 5 in. locks
AD189	10 x 2¾ "	" " 5 " 7½ " "
AD812	2 x 1¼ "	Key plate for all locks
AD854	7¼ x 2¼ "	Cup for all sliding door locks

List number of lock to be associated with escutcheons must always be specified. For escutcheons with thumb-turns add ½ to list number.



Nos. AD186 and AD115

Other pieces

No.	Inches	Description	No.	Inches	Description
FD1099	1½ x 4	Drawer pull	FD1416	4¾ x 2¼	Push button
FD595	18 x 3½	Pull, door	AD1730	10 x 2¾	Push plate
FD591	" "	"	FD1730	18 x 3½	" "
AD546	10 x 2¾	" "	AD1344	1½ x 3	Sash lift, flush



No. FD1416

Locks in sets

AD235	**Inside doors**	Lock 808, AD115, 2 AD186
AD535	" "	Lock 888, AD115, 2 AD186
AD1435	" "	Lock 826, AD115, 2 AD186
AD3035	**Communicating**	Lock 1518, AD115, 1 each AD186 and AD186½
AD3335	"	Lock 1528, AD115, 2 AD186½
AD105	**Sliding doors**	Lock 1704, 2 cups AD854
AD115	" "	Lock 1714, 4 cups AD854
AD125	" "	Lock 1724, 4 cups AD854
AD4631	**Vestibule doors**	Lock 769, AD115, 1 AD186, rose AD323
AD5131	" "	Lock 769, AD115, 2 AD186
AD5631	" "	Lock 713, AD115, 1 AD186, rose AD323
AD6131	" "	Lock 713, AD115, 2 AD186
AD4531	**Front doors**	Lock 759, AD115, 1 AD186, rose AD323
AD5036	" "	Lock 759, AD116, 1 each AD189 and AD186
AD5531	" "	Lock 703, AD115, 1 AD186, rose AD323
AD6036	" "	Lock 703, AD116, 1 each AD189 and AD186

When ordering give list number or lock-set number (in the case of escutcheons also lock number) and finish. For finishes see page 91.



No. AD854



No. AD1344

YALE

Florian Design

Symbols AF (steel) and EF (iron)

Regular finish

BZ36 . . Buffed relief, ebonized matte

For description of finishes see page 91.



Nos. AF185 and AF125



Nos. AF182 and AF125

Knobs and roses

No.	Size	Description
AF125	2¼ x 2¼ inches	Door knob with No. 1 (low) shank
AF205	" "	Jet " " " " "
EF20¼	1 1/16 ins. diam.	Drawer knob with bolt and washer (page 397)
EF20¾	" " "	Shutter knob with wood screw (page 397)
AF323	2¼ " "	Rose with No. 1 (low) thimble
AF340	3 x 1½ inches	" " " " " (p. 457)

Escutcheons and handles

AF182	5½ x 1¾ inches	Plate for 3½ to 4 in. locks
AF185	7 x 2¼ "	" " 4 " 5 " "
EF2305	2 x 1¼ "	Plate for thumb-turn, etc.
AF812	" "	Key plate for all locks
AF850	4¼ x 2¼ "	Cup for all sliding door locks
EF860	3½ x 1⅞ "	" " locks Nos. 1700 and 1720 series *only* (page 209)
EF861	" "	Cup for locks Nos. 1700 and 1720 series *only* (page 209)
EF11210	13 x 2½ "	Handle for locks No. 405 series
EF11310	" "	" " " " " "
EF43214	17 x 3 "	" " " Nos. 414¼, 428 and 472¼ series

List number of lock to be associated with escutcheons must always be specified. For escutcheons with thumb-turns add ½ to list number.



No. AF850



No. AF1343



No. EF1730

Other pieces

EF100	1⅜ x 3	inches	Bolt, barrel	(page 296)
	1⅜ x 4	"	" "	" "
	1½ x 5	"	" "	" "
EF44	1½ x 1¾	"	" cupboard	" "
EF110	6 x 2⅛	"	" chain	(page 298)
	8 x 2⅛	"	" "	" "
EF115	4 x 1¾	"	" foot	" "
	6 x 2⅛	"	" "	" "
	8 x 2⅛	"	" "	" "
EF73	6 x 1⅛	"	" flush	(page 300)
	8 x 1⅛	"	" "	" "
	10 x 1⅛	"	" "	" "
	12 x 1⅛	"	" "	" "

When ordering give list number or lock-set number (in the case of escutcheons also lock number), size and finish. For finishes see page 91.



No. EF542



No. EF1355

Florian Design



No. EF11310

Other pieces—continued

No.	Size		Description
EF75	6 x 1⅛	inches	Bolt, flush (page 299)
	8 x 1⅛	"	" " " "
	10 x 1⅛	"	" " " "
	12 x 1⅛	"	" " " "
EF51	5⅜ x 1⅜	"	" mortise extension (page 301)
EF780	2½ x 2½	"	Butts, door
	3 x 3	"	" "
	3½ x 3½	"	" "
	4 x 4	"	" "
	4½ x 4½	"	" "
	5 x 5	"	" "
EF330	1½ x 2	"	Catch, cupboard
EF350	1½ x 1¼	"	" french window (page 339)
EF352	1⅞ x 1½	"	" " " " "
EF360	1¼ x 1⅜	"	" transom (page 340)
EF1022	1¼ x 3¼	"	Drawer pull, surface (page 348)
EF1030	⅞ x 3¼	"	" " " " "
EF1031	⅞ x 3¾	"	" " " " "
EF1032	⅞ x 4¼	"	" " " " "
EF1062	1⅜ x 3½	"	" " " (page 349)
EF1040	2¼ x 4⅛	"	" " " " "
EF1041	2 x 3¾	"	" " " " "
EF125	1⅜ x 5¾	"	Fastener, chain door (page 353)
EF1500	2⅛ x 7	"	Letter drop plate (page 415)
EF1510	"	"	Inside plate for above
EF10217½	10 x 2¼	"	Lift latch (page 406)
EF542	10 x 3	"	Pull, door
EF539	7⅞ x 1¼	"	" "
EF1413	2½ x 1¼	"	Push button
EF1730	10 x 3	"	Push plate
EF1355	1¼ x 5	"	Sash lift, bar (page 462)
AF1343	¾ x 1¾	"	" " hook
AF1339	1⅜ x ⅞	"	" " " locking (page 461)
AF1344	1½ x 3¼	"	" " flush
EF332	2¼ x 1⅝	"	Turn, cupboard (page 337)
EF302	"	"	" " " 338

No. EF330

Locks in sets

AF201	**Inside doors**	Lock 808 (page 196), knobs AF205, 2 escutcheons AF182
AF241	" "	Lock 808 (page 196), knobs AF125, 2 escutcheons AF182
AF501	" "	Lock 888 (page 198), knobs AF205, 2 escutcheons AF182

When ordering give list number or lock-set number (in the case of escutcheons also lock number), size and finish. For finishes see page 91.

Nos. AF125 and AF340



No. EF1062



No. AF1344



No. EF11210



No. EF1022



Nos. AF182 and AF205

YALE

Cuts third size

Florian Design



No. EF43214



No. EF539

Locks in sets—continued

Set No.		Description
AF541	**Inside doors**	Lock 888 (page 198), knobs AF125, 2 escutcheons AF182
AF1401	" "	Lock 826 (page 197), knobs AF205, 2 escutcheons AF182
AF1441	" "	Lock 826 (page 197), knobs AF125, 2 escutcheons AF182
AF3041	**Communicating**	Lock 1518 (page 191), knobs AF125, 1 escn. each AF182 and AF182½
AF3344	"	Lock 1528 (page 191), knobs AF125, 2 escutcheons AF185½
AF101	**Sliding doors**	Lock 1704 (page 214), 2 cup escutcheons AF850
AF111	" "	Lock 1714 (page 214), 4 cup escutcheons AF850
AF121	" "	Lock 7124 (page 214), 4 cup escutcheons AF850
AF4641	**Vestibule doors**	Lock 769 (page 220), knobs AF125, 1 escutcheon AF185, rose AF323
AF5141	" "	Lock 769 (page 220), knobs AF125, 2 escutcheons AF185
AF5641	" "	Lock 713 (page 221), knobs AF125, 1 escutcheon AF185, rose AF323
AF6141	" "	Lock 713 (page 221), knobs AF125, 2 escutcheons AF185
AF4541	**Front doors**	Lock 759 (page 220), knobs AF125, 1 escn. AF185, rose AF323
AF5041	" "	Lock 759 (page 220), knobs AF125, 2 escutcheons AF185
AF5541	" "	Lock 703 (page 221), knobs AF125, 1 escn. AF185, rose AF323
AF6041	" "	Lock 703 (page 221), knobs AF125, 2 escutcheons AF185
EF8510	**Store doors**	Lock 406 (page 231), 1 pair handles EF11210
EF8515	" "	Lock 406 (page 231), 1 pair handles EF11310
EF9360	" "	Lock 414¼ (page 230), 1 pair handles EF43214

When ordering give list number or lock-set number (in the case of escutcheons also lock number) and finish. For finishes see page 91.



No. AF812



No. EF780, 4½ x 4½ inches



No. EF1413



No. EF542



Nos. AF125 and AF323



No. EF1730

Ionian Design

Symbols AI (steel) and EI (iron)

Regular finishes

AZ10 . . Buffed brass
AY22 . . . Old brass
CZ17 . . Old copper
FX80 . . . Bower-Barff

For description of finishes see page 91.



Nos. AI89 and AI68



Nos. AI185 and AI167

Knobs and roses

No.	Size	Description
AI69	3 x 1⅞ inches	Door knob with No. 0 (high) shank
AI68	3 x 2⅝ "	" " " " " "
AI67	2⅝ x 1⅝ "	" " " " " "
AI169	3 x 1⅞ "	Door knob with No. 1 (low) shank
AI168	3 x 2⅝ "	" " " " " "
AI167	2⅝ x 1⅝ "	" " " " " "
EI61¼	1⅜ x ¾ "	Drawer knob with bolt and washer
EI61¾	" "	Shutter " " wood screw
AI223	2¼ ins. diam.	Rose with No. 0 (high) thimble
AI323	" " "	" " " 1 (low) "

Escutcheons and handles

EI181	5¼ x 1⅝ inches	Plate for locks No. 1600 series *only*
EI181½	" "	" " " " 1605 " "
AI85	7 x 2½ "	Plate with No. 0 thimble for 3½ to to 4½ in. locks
AI185	" "	Plate with No. 1 thimble for 3½ to 4½ in. locks
AI89	10½ x 3 "	Plate with No. 0 thimble for all other locks
AI189	" "	Plate with No. 1 thimble for all other locks
EI4245	3⅜ x 1⅛ "	Plate for thumb-turn, etc.
EI6255	4¼ x 1⅛ "	" " " "
EI6354	4⅜ x 1¼ "	" " " "
EI7254	5¼ x 1⅛ "	" " " "
AI812	2½ x 1¼ "	Key plate for all locks
AI854	7 x 2½ "	Cup for all sliding door locks
EI310	13¾ x 3¼ "	Handle for locks No. 405 series
EI314	16 x 3⅝ "	" " " Nos. 414¼, 428 and 472¼ series



No. AI812



No. EI6255

List number of lock to be associated with escutcheons must always be specified. For escutcheons with thumb-turns add ½ to list number.

Other pieces

EI53	7 x 2 inches	Bolt, mortise single extension
AI1531	2½ x 7 "	Letter drop plate
EI1532	2⅝ x 8¼ "	" " "
AI546	10½ x 3 "	Pull, door
AI1413	4½ x 1¾ "	Push button
EI1416	5 x 2⅜ "	" "
AI1730	10½ x 3 "	Push plate
EI1730	17⅞ x 3⅝ "	" "
AI1349	1¾ x 4½ "	Sash lift, flush



No. AI546



No. AI1413

When ordering give list number (in the case of escutcheons also lock number) and finish. For finishes see page 91.



No. AI1349

YALE

Ionian Design



No. EI314

Cabinet hardware

No.	Size	Description
EI1099	1¾ x 4⅜ inches	Drawer pull, drop
AI1099	1¾ x 4½ "	" " "
EI1975	5½ x 5½ x 1¼ ins.	Hinge plate, corner

Locks in sets

AI264	**Inside doors**	Lock 808 (page 196), knobs AI167, 2 escutcheons AI185
AI564	" "	Lock 888 (page 198), knobs AI167, 2 escutcheons AI185
AI1464	" "	Lock 826 (page 197), knobs AI167, 2 escutcheons AI185
AI3064	**Communicating**	Lock 1518 (page 191), knobs AI167, 1 escn. each AI185 and AI185½
AI3364	"	Lock 1528 (page 191), knobs AI167, 2 escutcheons AI185½
AI105	**Sliding doors**	Lock 1704 (page 214), 2 cup escutcheons AI854
AI115	" "	Lock 1714 (page 214), 4 cup escutcheons AI854
AI125	" "	Lock 1724 (page 214), 4 cup escutcheons AI854
AI4661	**Vestibule doors**	Lock 769 (page 220), knobs AI167, 1 escutcheon AI185, rose AI323
AI5161	" "	Lock 769 (page 220), knobs AI167, 2 escutcheons AI185
AI5661	" "	Lock 713 (page 221), knobs AI167, 1 escutcheon AI185, rose AI323
AI5161	" "	Lock 713 (page 221), knobs AI167, 2 escutcheons AI185
AI8396	" "	Lock 790 (page 222), knobs AI68, 1 escutcheon each AI89 and AI85
AI4561	**Front doors**	Lock 759 (page 220), knobs AI167, 1 escutcheon AI185, rose AI323
AI5066	" "	Lock 759 (page 220), knobs AI168, 1 escn. each AI189 and AI185
AI5561	" "	Lock 703 (page 221), knobs AI167, 1 escutcheon AI185, rose AI323
AI6066	" "	Lock 703 (page 221), knobs AI168, 1 escn. each AI189 and AI185
AI8296	" "	Lock 750 (page 222), knobs AI68, 1 escn. each AI89 and AI85½
EI8500	**Store doors**	Lock 406 (page 231), 1 pair handles EI310
EI9500	" "	Lock 432¼ (page 230), 1 pair handles EI314

When ordering give list number or lock-set number (in the case of escutcheons also lock number) and finish. For finishes see page 91.



No. EI310



No. EI1416



No. AI854



No. EI1099

Lydian Design

Symbols AL (steel) and FL (iron)

Regular finishes

AY22 . . . Old brass AX27 . Oxidized brass
CX18 . . Old copper
For description of finishes see page 91.



Nos. AL185 and AL167



No. AL812



No. AL1730

Knobs and roses

No.	Size	Description
AL169	3 x 1⅞ inches	Door knob with No. 1 (low) shank
AL168	3 x 2⅝ "	" " " " " "
AL167	2⅝ x 1⅝ "	" " " " " "
F205	2¼ x 2¼ "	Jet " " " " "
AL323	2¼ ins. diam.	Rose with No. 1 (low) thimble
AL348	6¼ x 2 inches	" " " " "

Escutcheons and handles

AL185	7 x 2½ inches	Plate for 3½ to 5 in. locks
AL189	10½ x 2⅞ "	" " 5 " 7½ " "
FL6205	4⅛ x 1⅛ "	" " thumb-turn, etc.
AL812	2½ x 1¼ "	Key plate for all locks
AL854	7 x 2½ "	Cup for all sliding door locks
FL310	14¾ x 3⅛ "	Handle for locks No. 405 series
FL314	17 x 3⅝ "	" " " Nos. 414¼, 428 and 472¼ series

List number of lock to be associated with escutcheons must always be specified. For escutcheons with thumb-turns add ½ to list number.

Other pieces

AL1099	1¾ x 4½ inches	Drawer pull, drop
AL546	10½ x 2⅞ "	Pull, door
AL1413	4½ x 1¾ "	Push button
AL1416	5 x 2½ "	" "
AL1730	10½ x 2⅞ "	Push plate
AL1349	1¾ x 4½ "	Sash lift, flush

Locks in sets

AL4	Inside doors	Latch 0 (page 188), knobs F205, 2 roses AL348
AL7	" "	Latch 0 (page 188), knobs AL167, 2 roses AL348
AL204	" "	Lock 808 (page 196), knobs F205, 2 escutcheons AL185
AL264	" "	Lock 808 (page 196), knobs AL167, 2 escutcheons AL185
AL304	" "	Lock 812 (page 196), knobs F205, 2 escutcheons AL185
AL364	" "	Lock 812 (page 196), knobs AL167, 2 escutcheons AL185
AL504	" "	Lock 888 (page 198), knobs F205, 2 escutcheons AL185
AL564	" "	Lock 888 (page 198), knobs AL167, 2 escutcheons AL185

When ordering give list number or lock-set number (in the case of escutcheons also lock number) and finish. For finishes see page 91.



No. AL1349



Nos. AL348 and AL167



No. AL1413



No. AL546

YALE

Lydian Design



No. FL314



No. AL1416

Locks in sets—continued

Set No.		Description
AL604	Inside doors	Lock 887 (page 198), knobs F205, 2 escutcheons AL185
AL664	" "	Lock 887 (page 198), knobs AL167, 2 escutcheons AL185
AL804	" "	Lock 886 (page 198), knobs F205, 2 escutcheons AL185
AL864	" "	Lock 886 (page 198), knobs AL167, 2 escutcheons AL185
AL904	" "	Lock 885 (page 198), knobs F205, 2 escutcheons AL185
AL964	" "	Lock 885 (page 198), knobs AL167, 2 escutcheons AL185
AL1404	" "	Lock 826 (page 197), knobs F205, 2 escutcheons AL185
AL1464	" "	Lock 826 (page 197), knobs AL167, 2 escutcheons AL185
AL1504	" "	Lock 825 (page 197), knobs F205, 2 escutcheons AL185
AL1564	" "	Lock 825 (page 197), knobs AL167, 2 escutcheons AL185
AL3064	Communicating	Lock 1518 (page 191), knobs AL167, 1 escn. each AL185 and AL185½
AL3364	"	Lock 1528 (page 191), knobs AL167, 2 escutcheons AL185½
AL105	Sliding doors	Lock 1704 (page 214), 2 cup escutcheons AL854
AL115	" "	Lock 1714 (page 214), 4 cup escutcheons AL854
AL125	" "	Lock 1724 (page 214), 4 cup escutcheons AL854
AL4661	Vestibule doors	Lock 769 (page 220), knobs AL167, 1 escutcheon AL185, rose AL323
AL5161	" "	Lock 769 (page 220), knobs AL167, 2 escutcheons AL185
AL5661	" "	Lock 713 (page 221), knobs AL167, 1 escutcheon AL185, rose AL323
AL6161	" "	Lock 713 (page 221), knobs AL167, 2 escutcheons AL185
AL4561	Front doors	Lock 759 (page 220), knobs AL167, 1 escutcheon AL185, rose AL323
AL5066	" "	Lock 759 (page 220), knobs AL168, 1 escn. each AL189 and AL185
AL5561	" "	Lock 703 (page 221), knobs AL167, 1 escutcheon AL185, rose AL323
AL6066	" "	Lock 703 (page 221), knobs AL168, 1 escn. each AL189 and AL185
FL8510	Store doors	Lock 406 (page 231), 1 pair handles FL310
FL9510	" "	Lock 432¼ (page 230), 1 pair handles FL314

When ordering give list number or lock-set number (in the case of escutcheons also lock number) and finish. For finishes see page 91.



No. AL1099



No. FL310



No. AL854

Nubian Design

Symbol AN

Regular finishes

AX27 . . Oxidized brass CZ18 . . . Old copper
CX27 . . Oxidized copper

For description of finishes see page 91.



Nos. AN189 and AN125



No. AN1730

Knobs and roses

No.	Size	Description
AN127	2½ x 2½ inches	Door knob with No. 1 (low) shank
AN126	2½ x 2¼ "	" " " " " "
AN125	2¼ x 2¼ "	" " " " " "
F205	" "	Jet " " " " " "
AN323	2¼ ins. diam.	Rose with No. 1 (low) thimble

Escutcheons

AN187	8 x 2¼ inches	Plate for 3½ to 5 in. locks
AN189	10¼ x 3 "	" " 5 " 7½ " "
AN812	2¾ x 2¼ "	Key plate for all door locks
AN854	8 x 2¼ "	Cup for all sliding door locks

List number of lock to be associated with escutcheons must always be specified.
For escutcheons with thumb-turns add ½ to list number.

Other pieces

AN1099	1¾ x 4½ inches	Drawer pull, drop
AN541	10¼ x 3 "	Pull, door
AN1416	5½ x 2¼ "	Push button
AN1730	10¼ x 3 "	Push plate
AN1349	1¾ x 4½ "	Sash lift, flush



No. AN854

Locks in sets

AN205	**Inside doors**	Lock 808 (page 196), knobs F205, 2 escutcheons AN187
AN245	" "	Lock 808 (page 196), knobs AN125, 2 escutcheons AN187
AN305	" "	Lock 812 (page 196), knobs F205, 2 escutcheons AN187
AN345	" "	Lock 812 (page 196), knobs AN125, 2 escutcheons AN187
AN505	" "	Lock 888 (page 198), knobs F205, 2 escutcheons AN187
AN545	" "	Lock 888 (page 198), knobs AN125, 2 escutcheons AN187
AN605	" "	Lock 887 (page 198), knobs F205, 2 escutcheons AN187

When ordering give list number or lock-set number (in the case of escutcheons also lock number) and finish. For finishes see page 91.



Nos. AN187 and AN125



No. AN1349

YALE

Nubian Design

Locks in sets—**continued**



No. AN541

Set No.		Description
AN645	Inside doors	Lock 887 (page 198), knobs AN125, 2 escutcheons AN187
AN805	" "	Lock 886 (page 198), knobs F205, 2 escutcheons AN187
AN845	" "	Lock 886 (page 198), knobs AN125, 2 escutcheons AN187
AN905	" "	Lock 885 (page 198), knobs F205, 2 escutcheons AN187
AN945	" "	Lock 885 (page 198), knobs AN125, 2 escutcheons AN187
AN1405	" "	Lock 826 (page 197), knobs F205, 2 escutcheons AN187
AN1445	" "	Lock 826 (page 197), knobs AN125, 2 escutcheons AN187
AN1505	" "	Lock 825 (page 197), knobs F205, 2 escutcheons AN187
AN1545	" "	Lock 825 (page 197), knobs AN125, 2 escutcheons AN187
AN3045	Communicating	Lock 1518 (page 191), knobs AN125, 1 escn. each AN187 and AN187½
AN3345	"	Lock 1528 (page 191), knobs AN125, 2 escutcheons AN187½
AN107	Sliding doors	Lock 1704 (page 214), 2 cup escutcheons AN854
AN117	" "	Lock 1714 (page 214), 4 cup escutcheons AN854
AN127	" "	Lock 1724 (page 214), 4 cup escutcheons AN854
AN4641	Vestibule doors	Lock 769 (page 220), knobs AN125, 1 escutcheon AN187, rose AN323
AN5141	" "	Lock 769 (page 220), knobs AN125, 2 escutcheons AN187
AN5641	" "	Lock 713 (page 221), knobs AN125, 1 escutcheon AN187, rose AN323
AN6141	" "	Lock 713 (page 221), knobs AN125, 2 escutcheons AN187
AN4541	Front doors	Lock 759 (page 220), knobs AN125, 1 escutcheon AN187, rose AN323
AN5046	" "	Lock 759 (page 220), knobs AN126, 1 escn. each AN189 and AN187
AN5541	" "	Lock 703 (page 221), knobs AN125, 1 escutcheon AN187, rose AN323
AN6046	" "	Lock 703 (page 221), knobs AN126, 1 escn. each AN189 and AN187



No. AN1730



No. AN812



Nos. AN125 and AN323

When ordering give list number or lock-set number (in the case of escutcheons also lock number) and finish. For finishes see page 91.



No. AN1416



No. AN1099

Syrian Design

Symbol AS

Regular finishes

AZ10 . . . Buffed brass	BZ10 . . Buffed bronze
AY10 . . . Dead brass	BY21 . Oxidized bronze
AY21 . . Oxidized brass	CZ18 . . . Old copper
AY22 . . . Old brass	FX80 . . Bower-Barff

For description of finishes see page 91.



Nos. AS89 and AS16



Nos. AS185 and AS115

Knobs and roses

No.	Size	Description
AS17	2½ x 2½ inches	Door knob with No. 0 (high) shank
AS16	2½ x 2¼ "	" " " " " "
AS15	2¼ x 2¼ "	" " " " " "
AS117	2½ x 2½ "	Door knob with No. 1 (low) shank
AS116	2½ x 2¼ "	" " " " " "
AS115	2¼ x 2¼ "	" " " " " "
F205	" "	Jet " " " " "
AS233	2¼ x 2¼ "	Rose with No. 0 (high) thimble
AS242	3½ x 1¾ "	" " " " "
AS333	2¼ x 2¼ "	Rose with No. 1 (low) thimble
AS342	3½ x 1¾ "	" " " " "



No. AS802

Escutcheons and handles

AS85	7	x 2¼	inches	Plate with No. 0 thimble for 3½ to 4¼ in. locks
AS185		"	"	Plate with No. 1 thimble for 3½ to 4¼ in. locks
AS87	8	x 2½	"	Plate with No. 0 thimble for 4½ to 5 in. locks
AS187		"	"	Plate with No. 1 thimble for 4½ to 5 in. locks
AS89	10	x 3	"	Plate with No. 0 thimble for 5 to 7½ in. locks.
AS189		"	"	Plate with No. 1 thimble for 5 to 7½ in. locks
AS802	1⅛	x 1¾	"	Key plate for bit key cabinet locks
AS812	1¾	x 1⅛	"	" " " all door locks
AS854	7	x 2¼	"	Cup for all sliding door locks
AS310½	14	x 3	"	Handle for locks No. 405 series
AS314		"	"	" " " Nos. 414¼, 428 and 472¼ series

No. AS1094

List number of lock to be associated with escutcheons must always be specified. For escutcheons with thumb-turns add ½ to list number.



No. AS568

Other pieces

AS1094	1⅛ x 1¾	inches	Drawer pull, ring
AS1099	1¾ x 3½	"	" " drop
AS545	10 x 3	"	Pull, door
AS568	14 x 3	"	" "
AS1404	2¼ x 2¼	"	Push button
AS1413	3½ x 1¾	"	" "
AS1730	10 x 3	"	Push plate
	14 x 3	"	" "
AS1348	1¾ x 3½	"	Sash lift, flush

When ordering give list number or lock-set number (in the case of escutcheons also lock number), size and finish. For finishes see page 91.



No. AS545



No. AS1348



No. AS1099

YALE

Syrian Design



No. AS314



No. AS812



No. AS1413

Locks in sets

Set No.		Description
AS204	Inside doors	Lock 808 (page 196), knobs F205, 2 escutcheons AS185
AS234	" "	Lock 808 (page 196), knobs AS115, 2 escutcheons AS185
AS504	" "	Lock 888 (page 198), knobs F205, 2 escutcheons AS185
AS534	" "	Lock 888 (page 198), knobs AS115, 2 escutcheons AS185
AS1404	" "	Lock 826 (page 197), knobs F205, 2 escutcheons AS185
AS1434	" "	Lock 826 (page 197), knobs AS115, 2 escutcheons AS185
AS3034	Communicating	Lock 1518 (page 191), knobs AS115, 1 escn. each AS185 and AS185½
AS3335	"	Lock 1528 (page 191), knobs AS115, 2 escutcheons AS187½
AS105	Sliding doors	Lock 1704 (page 214), 2 cup escutcheons AS854
AS115	" "	Lock 1714 (page 214), 4 cup escutcheons AS854
AS125	" "	Lock 1724 (page 214), 4 cup escutcheons AS854
AS4631	Vestibule doors	Lock 769 (page 220), knobs AS115, 1 escutcheon AS185, rose AS333
AS14638	" "	Lock 769 (page 220), knobs AS115, 1 escutcheon AS189, rose AS333
AS5131	" "	Lock 769 (page 220), knobs AS115, 2 escutcheons AS185
AS15136	" "	Lock 769 (page 220), knobs AS115, 1 escn. each AS189 and AS185
AS5631	" "	Lock 713 (page 221), knobs AS115, 1 escutcheon AS185, rose AS333
AS6131	" "	Lock 713 (page 221), knobs AS115, 2 escutcheons AS185
AS8337	" "	Lock 790 (page 222), knobs AS16, 1 escn. each AS89 and AS87
AS14538	Front doors	Lock 759 (page 220), knobs AS115, 1 escutcheon AS189, rose AS333
AS5033	" "	Lock 759 (page 220), knobs AS115, 1 escn. each AS187 and AS185
AS15036	" "	Lock 759 (page 220), knobs AS115, 1 escn. each AS189 and AS185
AS6033	" "	Lock 703 (page 221), knobs AS115, 1 escn. each AS187 and AS185
AS8237	" "	Lock 750 (page 222), knobs AS16, 1 escn. each AS89 and AS87½
AS8520	Store doors	Lock 406 (page 231), 1 pair handles AS310½
AS9470	" "	Lock 432¼ (page 230), 1 pair handles AS314

Any of the above sets may be furnished with plain spheroid type knobs (page 389) to special order.

When ordering give list number or lock-set number (in the case of escutcheons also lock number) and finish. For finishes see page 91.



No. AS1404



Nos. AS115 and AS333



No. AS310½



No. AS854

Cuts third size

YALE

Tyrian Design

Symbol AT

Regular finishes

AZ10 . . . Buffed brass	BZ10 . . Buffed bronze
AY10 . . Dead brass	BY21 . Oxidized bronze
AY21 . . Oxidized brass	CZ18 . . . Old copper
AY22 . . . Old brass	FX80 . . Bower-Barff

For description of finishes see page 91.



Nos. AT89 and AT16



No. AT1094



No. AT545

Knobs and roses

No.	Size	Description
AT17	2½ x 2½ inches	Door knob with No. 0 (high) shank
AT16	2½ x 2¼ "	" " " " " "
AT15	2¼ x 2¼ "	" " " " " "
AT117	2½ x 2½ "	Door knob with No. 1 (low) shank
AT116	2½ 2¼ "	" " " " " "
AT115	2¼ x 2¼ "	" " " " " "
F205	" "	Jet " " " " " "
AT233	2¼ x 2¼ "	Rose with No. 0 (high) thimble
AT242	3½ x 1¾ "	" " " " "
AT333	2¼ x 2¼ "	Rose with No. 1 (low) thimble
AT342	3½ x 1¾ "	" " " " "

Escutcheons and handles

AT85	7	x 2¼	inches	Plate with No. 0 thimble for 3½ to 4¼ in. locks
AT185		"	"	Plate with No. 1 thimble for 3½ to 4¼ in. locks
AT87	8	x 2½	"	Plate with No. 0 thimble for 4½ to 5 in. locks
AT187		"	"	Plate with No. 1 thimble for 4½ to 5 in. locks
AT89	10	x 3	"	Plate with No. 0 thimble for 5 to 7½ in. locks
AT189		"	"	Plate with No. 1 thimble for 5 to 7½ in. locks
AT802	1⅛	x 1¾	"	Key plate for bit key cabinet locks
AT812	1¾	x 1⅛	"	" " " all door locks
AT854	7	x 2¼	"	Cup for all sliding door locks
AT310½	14	x 3	"	Handle for locks No. 405 series
AT314		"	"	" " " Nos. 414¼, 428 and 472¼ series

List number of lock to be associated with escutcheons must always be specified.
For escutcheons with thumb-turns add ½ to list number.

Other pieces

AT1094	1⅛	x 1¾	inches	Drawer pull, ring
AT1099	1¾	x 3½	"	" " drop
AT545	10	x 3	"	Pull, door
AT568	14	x 3	"	" "
AT1404	2¼	x 2¼	"	Push button
AT1413	3½	x 1¾	"	" "
AT1730	10	x 3	"	Push plate
	14	x 3	"	" "
AT1348	1¾	x 3½	"	Sash lift, flush

When ordering give list number or lock-set number (in the case of escutcheons also lock number), size and finish. For finishes see page 91.



No. AT1348



No. AT1099



Nos. AT185 and AT115



No. AT802



No. AT568

Tyrian Design



No. AT314



No. AT812



No. AT1413

Locks in sets

Set No.		Description
AT204	Inside doors	Lock 808 (page 196), knobs F205, 2 escutcheons AT185
AT234	" "	Lock 808 (page 196), knobs AT115, 2 escutcheons AT185
AT504	" "	Lock 888 (page 198), knobs F205, 2 escutcheons AT185
AT534	" "	Lock 888 (page 198), knobs AT115, 2 escutcheons AT185
AT1404	" "	Lock 826 (page 197), knobs F205, 2 escutcheons AT185
AT1434	" "	Lock 826 (page 197), knobs AT115, 2 escutcheons AT185
AT3034	Communicating	Lock 1518 (page 191), knobs AT115, 1 escn. each AT185 and AT185½
AT3335	"	Lock 1528 (page 191), knobs AT115, 2 escutcheons AT187½
AT105	Sliding doors	Lock 1704 (page 214), 2 cup escutcheons AT854
AT115	" "	Lock 1714 (page 214), 4 cup escutcheons AT854
AT125	" "	Lock 1724 (page 214), 4 cup escutcheons AT854
AT4631	Vestibule doors	Lock 769 (page 220), knobs AT115, 1 escutcheon AT185, rose AT333
AT14638	" "	Lock 769 (page 220), knobs AT115, 1 escutcheon AT189, rose AT333
AT5131	" "	Lock 769 (page 220), knobs AT115, 2 escutcheons AT185
AT15136	" "	Lock 769 (page 220), knobs AT115, 1 escn. each AT189 and AT185
AT5631	" "	Lock 713 (page 221), knobs AT115, 1 escutcheon AT185, rose AT333
AT6131	" "	Lock 713 (page 221), knobs AT115, 2 escutcheons AT185
AT8337	" "	Lock 790 (page 222), knobs AT16, 1 escn. each AT89 and AT87
AT14538	Front doors	Lock 759 (page 220), knobs AT115, 1 escutcheon AT189, rose AT333
AT5033	" "	Lock 759 (page 220), knobs AT115, 1 escn. each AT187 and AT185
AT15036	" "	Lock 759 (page 220), knobs AT115, 1 escn. each AT189 and AT185
AT6033	" "	Lock 703 (page 221), knobs AT115, 1 escn. each AT187 and AT185
AT8237	" "	Lock 750 (page 222), knobs AT16, 1 escn. AT89 and AT87½
AT8520	Store doors	Lock 406 (page 231), 1 pair handles AT310½
AT9470	" "	Lock 432¼ (page 230), 1 pair handles AT314

Any of the above sets may be furnished with plain spheroid type knobs (page 389) to special order.

When ordering give list number or lock-set number (in the case of escutcheons also lock number) and finish. For finishes see page 91.



No. AT1404



Nos. AT115 and AT333



No. AT310½



No. AT854

Jennico Design

Symbol EJ

Regular finishes

BZ10 . . Buffed bronze
AY22 . . Old brass
CZ17 . . Old copper
CX17 Old copper, sanded

For description of finishes see page 91.



Nos. EJ189 and EJ136

Knobs and roses

No.	Size	Description
EJ137	2½ x 2½ inches	Door knob with No. 1 (low) shank
EJ136	2½ x 2¼ "	" " " " " " "
EJ135	2¼ x 2¼ "	" " " " " " "
F205	" "	Jet " " " " " "
EJ323	2¼ ins. diam.	Rose with No. 1 (low) thimble

Escutcheons

EJ181	4⅝ x 1⅛ inches	Plate for locks No. 1600 series *only*
EJ181½	" "	" " " " 1605 " "
EJ185	7 x 2½ "	" for 3½ to 4½ in. locks
EJ189	9⅞ x 2⅞ "	" for all other locks
EJ812	2 x 1 "	Key plate for all locks
EJ854	7 x 2½ "	Cup for all sliding door locks

List number of lock to be associated with escutcheons must always be specified. For escutcheons with thumb-turns add ½ to list number.



No. EJ545

Other pieces

EJ53	5½ x 1⅜ inches	Bolt, mortise single extension
EJ1099	1½ x 3¾ "	Drawer pull, drop
EJ1062	1⅝ x 3⅞ "	" " surface
EJ1502	2¼ x 7 "	Letter drop plate
EJ545	9⅞ x 2⅞ "	Pull, door
EJ1413	2½ x 1⅜ "	Push button
EJ1414	3½ x 2 "	" "
EJ1730	9⅞ x 2⅞ "	Push plate
EJ1348	1¾ x 3¾ "	Sash lift, flush
EJ1343	1½ x 2½ "	" " hook



No. EJ812



No. EJ1413

Locks in sets

EJ204	**Inside doors**	Lock 808 (page 196), knobs F205, 2 escutcheons EJ185
EJ254	" "	Lock 808 (page 196), knobs EJ135, 2 escutcheons EJ185
EJ304	" "	Lock 812 (page 196), knobs F205, 2 escutcheons EJ185
EJ354	" "	Lock 812 (page 196), knobs EJ135, 2 escutcheons EJ185
EJ504	" "	Lock 888 (page 198), knobs F205, 2 escutcheons EJ185
EJ554	" "	Lock 888 (page 198), knobs EJ135, 2 escutcheons EJ185

When ordering give list number or lock-set number (in the case of escutcheons also lock number) and finish. For finishes see page 91.

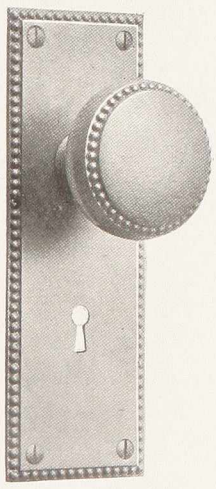

Nos. EJ185 and EJ135



No. EJ1099



No. EJ1348



No. EJ854

YALE

Cuts third size

Jennico Design



No. EJ1414



No. EJ53



Nos. EJ135 and EJ323



No. EJ1062

Locks in sets—continued

Set No.		Description
EJ604	Inside doors	Lock 887 (page 198), knobs F205, 2 escutcheons EJ185
EJ654	" "	Lock 887 (page 198), knobs EJ135, 2 escutcheons EJ185
EJ804	" "	Lock 886 (page 198), knobs F205, 2 escutcheons EJ185
EJ854	" "	Lock 886 (page 198), knobs EJ135, 2 escutcheons EJ185
EJ904	" "	Lock 885 (page 198), knobs F205, 2 escutcheons EJ185
EJ954	" "	Lock 885 (page 198), knobs EJ135, 2 escutcheons EJ185
EJ1404	" "	Lock 826 (page 197), knobs F205, 2 escutcheons EJ185
EJ1454	" "	Lock 826 (page 197), knobs EJ135, 2 escutcheons EJ185
EJ1504	" "	Lock 825 (page 197), knobs F205, 2 escutcheons EJ185
EJ1554	" "	Lock 825 (page 197), knobs EJ135, 2 escutcheons EJ185
EJ3054	Communicating	Lock 1518 (page 191), knobs EJ135, 1 escn. each EJ185 and EJ185½
EJ3354	"	Lock 1528 (page 191), knobs EJ135, 2 escutcheons EJ185½
EJ105	Sliding doors	Lock 1704 (page 214), 2 cup escutcheons EJ854
EJ115	" "	Lock 1714 (page 214), 4 cup escutcheons EJ854
EJ125	" "	Lock 1724 (page 214), 4 cup escutcheons EJ854
EJ4651	Vestibule doors	Lock 769 (page 220), knobs EJ135, 1 escutcheon EJ185, rose EJ323
EJ5151	" "	Lock 769 (page 220), knobs EJ135, 2 escutcheons EJ185
EJ5651	" "	Lock 713 (page 221), knobs EJ135, 1 escutcheon EJ185, rose EJ323
EJ6151	" "	Lock 713 (page 221), knobs EJ135, 2 escutcheons EJ185
EJ4551	Front doors	Lock 759 (page 220), knobs EJ135, 1 escutcheon EJ185, rose EJ323
EJ5056	" "	Lock 759 (page 220), knobs EJ136, 1 escn. each EJ189 and EJ185
EJ5551	" "	Lock 703 (page 221), knobs EJ135, 1 escutcheon EJ185, rose EJ323
EJ6056	" "	Lock 703 (page 221), knobs EJ136, 1 escn. each EJ189 and EJ185

When ordering give list number or lock-set number (in the case of escutcheons also lock number) and finish. For finishes see page 91.



No. EJ1502



No. EJ1730



No. EJ1343



Nos. EJ185 and F205

Marathon Design

Symbol EM

Regular finishes

BZ10 . . Buffed bronze CZ17 . . . Old copper

For description of finishes see page 91



Nos. EM189 and EM136



No. EM812



Nos. EM185 and EM135

Knobs and roses

No.	Size	Description
EM137	2½ x 2½ inches	Door knob with No. 1 (low) shank
EM136	2½ x 2¼ "	" " " " " "
EM135	2¼ x 2¼ "	" " " " " "
F205	" "	Jet " " " " "
EM30¼	1⅛ ins. diam.	Drawer knob with bolt and washer
EM30¾	" " "	Shutter " " wood screw
EM323	2¼ " "	Rose with No. 1 (low) thimble

Escutcheons and handles

EM181	5⅛ x 1⅜ inches	Plate for locks No. 1600 series *only*
EM181½	" "	" " " " 1605 " "
EM185	7 x 2½ "	" " 3½ to 4½ in. locks
EM188	9 x 2¾ "	" " 4½ " 6 " "
EM189	10¾ x 3⅛ "	" " 5 " 7½ " "
EM190	12 x 3 "	" " 5 " 7½ " "
EM2305	2 x 1¼ "	" " thumb-turn, etc.
EM3345	2⅞ x 1¼ "	" " " "
EM5254	3¾ x 1⅛ "	" " " "
EM8305	5⅛ x 1¼ "	" " " "
EM812	2 x 1¼ "	Key plate for all locks
EM854	7 x 2½ "	Cup for all sliding door locks
EM23610	15 x 3 "	Handle for locks No. 405 series
EM45614	18 x 3½ "	" " " Nos. 414¼, 428 and 472¼ series

List number of lock to be associated with escutcheons must always be specified. For escutcheons with thumb-turns add ½ to list number.

Other pieces

EM53	5½ x 1⅝ inches	Bolt, mortise single extension
EM1099	1⅝ x 4 "	Drawer pull, drop
EM1531	2½ x 7 "	Letter drop plate
EM1551	2½ x 7½ "	Hood for above
EM1532	2½ x 8¼ "	Letter drop plate
EM1552	2½ x 8¾ "	Hood for above
EM523	8¼ x 2¼ "	Pull, door
EM554	12 x 3 "	" "
EM569	15 x 3 "	" "
EM1416	4½ x 2½ "	Push button
EM1730	12 x 3 "	Push plate
	15 x 3 "	" "
	18 x 3½ "	" "
EM1362	1⅝ x 5 "	Sash lift, bar
EM1348	1⅝ x 3⅝ "	" " flush

When ordering give list number or lock-set number (in the case of escutcheons also lock number), size and finish. For finishes see page 91.



No. EM1531



No. EM1730
15 x 3 inches



No. EM854

Marathon Design



No. EM45614



No. EM1416

Locks in sets

Set No.		Description
EM204	Inside doors	Lock 808 (page 196), knobs F205, 2 escutcheons EM185
EM254	" "	Lock 808 (page 196), knobs EM135, 2 escutcheons EM185
EM504	" "	Lock 888 (page 198), knobs F205, 2 escutcheons EM185
EM554	" "	Lock 888 (page 198), knobs EM135, 2 escutcheons EM185
EM1404	" "	Lock 826 (page 197), knobs F205, 2 escutcheons EM185
EM1454	" "	Lock 826 (page 197), knobs EM135, 2 escutcheons EM185
EM3054	Communicating	Lock 1518 (page 191), knobs EM135, 1 escn. each EM185 and EM185½
EM3354	"	Lock 1528 (page 191), knobs EM135, 2 escutcheons EM185½
EM105	Sliding doors	Lock 1704 (page 214), 2 cup escutcheons EM854
EM115	" "	Lock 1714 (page 214), 4 cup escutcheons EM854
EM125	" "	Lock 1724 (page 214), 4 cup escutcheons EM854
EM4651	Vestibule doors	Lock 769 (page 220), knobs EM135, 1 escutcheon EM185, rose EM323
EM5151	" "	Lock 769 (page 220), knobs EM135, 2 escutcheons EM185
EM5156	" "	Lock 769 (page 220), knobs EM135, 1 escn. each EM189 and EM185
EM5651	" "	Lock 713 (page 221), knobs EM135, 1 escutcheon EM185, rose EM323
EM6151	" "	Lock 713 (page 221), knobs EM135, 2 escutcheons EM185
EM6156	" "	Lock 713 (page 221), knobs EM135, 1 escn. each EM189 and EM185
EM4551	Front doors	Lock 759 (page 220), knobs EM135, 1 escutcheon EM185, rose EM323
EM5051	" "	Lock 759 (page 220), knobs EM135, 2 escutcheons EM185
EM5056	" "	Lock 759 (page 220), knobs EM136, 1 escn. each EM189 and EM185
EM5551	" "	Lock 703 (page 221), knobs EM135, 1 escutcheon EM185, rose EM323
EM6051	" "	Lock 703 (page 221), knobs EM135, 2 escutcheons EM185
EM6056	" "	Lock 703 (page 221), knobs EM136, 1 escn. each EM189 and EM185
EM8520	Store doors	Lock 406 (page 231), 1 pair handles EM23610
EM9510	" "	Lock 432¼ (page 230), 1 pair handles EM45614

When ordering give list number or lock-set number (in the case of escutcheons also lock number) and finish. For finishes see page 91.



No. EM1551



No. EM23610



No. EM53

Monaco Design

Symbol FM

Regular finishes

AX17 . Oxidized brass CX17 . . . Old copper
FX80 . . . Bower-Barff

For description of finishes see page 91.



Nos. FM190 and FM126



Nos. FM188 and FM125

Knobs and roses

No.	Size	Description
FM127	2½ x 2½ "	Door knob with No. 1 (low) shank
FM126	2½ x 2¼ "	" " " " " "
FM125	2¼ x 2¼ "	" " " " " "
F205	" "	Jet " " " " "
FM323	2¼ ins. diam.	Rose with No. 1 (low) thimble

Escutcheons and handles

FM181	5⅜ x 1⅜ inches	Plate for locks No. 1600 series *only*
FM181½	" "	" " " " 1605 " "
FM188	8½ x 2⅜ "	Plate for 3½ to 5 in. locks
FM190	10⅝ x 2⅝ "	Plate for 5 to 6 in. locks
FM812	2¾ x 1⅛ "	Key plate for all locks
FM854	8½ x 2⅜ "	Cup for all sliding door locks
FM310	16 x 3 "	Handle for locks No. 405 series

List number of lock to be associated with escutcheons must always be specified.
For escutcheons with thumb-turns add ½ to list number.



No. FM812

Other pieces

FM53	6 x 1¾ inches	Bolt, mortise single extension
FM302	2¼ x 1⅝ "	Cupboard turn
FM322	" "	" "
FM1099	1¾ x 5¼ "	Drawer pull, drop
FM1062	" "	" " surface
FM1505	2⅜ x 8½ "	Letter drop plate
FM1515	" "	Inside plate for above
FM1525	" "	Hood for above
FM557	12⅝ x 2⅞ "	Pull, door
FM1413	4⅛ x 1⅞ "	Push button
FM1730	12½ x 2¾ "	Push plate
FM1365	1¾ x 5⅝ "	Sash lift, bar
FM1349	1¾ x 5⅛ "	" " flush
FM1343	1½ x 2¾ "	" " hook



No. FM854



No. FM53

Locks in sets

FM205	**Inside doors**	Lock 808 (page 196), knobs F205, 2 escutcheons FM188
FM245	" "	Lock 808 (page 196), knobs FM125, 2 escutcheons FM188

When ordering give list number or lock-set number (in the case of escutcheons also lock number) and finish. For finishes see page 91.



No. FM1099



No. FM1365

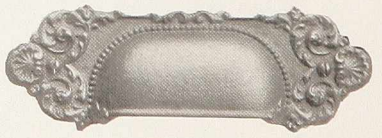

No. FM1062

YALE

Monaco Design



No. FM557



No. FM1413



Nos. FM125 and FM323

Locks in sets—continued

Set No.		Description
FM305	Inside doors	Lock 812 (page 196), knobs F205, 2 escutcheons FM188
FM345	" "	Lock 812 (page 196), knobs FM125, 2 escutcheons FM188
FM505	" "	Lock 888 (page 198), knobs F205, 2 escutcheons FM188
FM545	" "	Lock 888 (page 198), knobs FM125, 2 escutcheons FM188
FM1405	" "	Lock 826 (page 197), knobs F205, 2 escutcheons FM188
FM1445	" "	Lock 826 (page 197), knobs FM125, 2 escutcheons FM188
FM3045	Communicating	Lock 1518 (page 191), knobs FM125, 1 escn. each FM188 and FM188½
FM3345	"	Lock 1528 (page 191), knobs FM125, 2 escutcheons FM188½
FM107	Sliding doors	Lock 1704 (page 214), 2 cup escutcheons FM854
FM117	" "	Lock 1714 (page 214), 4 cup escutcheons FM854
FM127	" "	Lock 1724 (page 214), 4 cup escutcheons FM854
FM4644	Vestibule doors	Lock 769 (page 220), knobs FM125, 1 escutcheon FM188, rose FM323
FM5144	" "	Lock 769 (page 220), knobs FM125, 2 escutcheons FM188
FM5644	" "	Lock 713 (page 221), knobs FM125, 1 escutcheon FM188, rose FM323
FM6144	" "	Lock 713 (page 221), knobs FM125, 2 escutcheons FM188
FM8347	" "	Lock 790 (page 222), knobs FM126, 1 escn. each FM190 and FM188
FM4544	Front doors	Lock 759 (page 220), knobs FM125, 1 escutcheon FM188, rose FM323
FM5047	" "	Lock 759 (page 220), knobs FM126, 1 escn. each FM190 and FM188
FM5544	" "	Lock 703 (page 221), knobs FM125, 1 escutcheon FM188, rose FM323
FM6047	" "	Lock 703 (page 221), knobs FM126, 1 escn. each FM190 and FM188
FM8247	" "	Lock 750 (page 222), knobs FM126, 1 escn. each FM190 and FM188½
FM8530	Store doors	Lock 406 (page 231), 1 pair handles FM310

When ordering give list number or lock-set number (in the case of escutcheons also lock number) and finish. For finishes see page 91.



No. FM1505



No. FM310



No. FM1343



No. FM1349

Pasco Design

Symbol EP

Regular finishes

AX17 . . Oxidized brass CX17 . . . Old copper
FX80 . . Bower-Barff

For description of finishes see page 91.

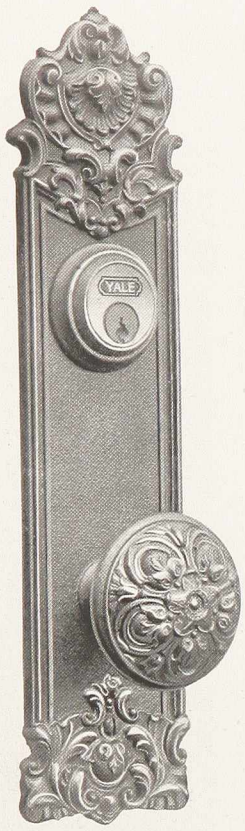

Nos. EP190 and EP126



Nos. EP188 and EP125

Knobs and roses

No.	Size	Description
EP127	2½ x 2½ inches	Door knob with No. 1 (low) shank
EP126	2½ x 2¼ "	" " " " " "
EP125	2¼ x 2¼ "	" " " " " "
F205	" "	Jet " " " " "
EP323	2¼ ins. diam.	Rose with No. 1 (low) thimble

Escutcheons and handles

EP181	5⅜ x 1¼ inches	Plate for locks No. 1600 series *only*
EP181½	" "	" " " " 1605 " "
EP188	8¾ x 2⅜ "	Plate for 3½ to 4¼ in. locks
EP189	10¾ x 2⅞ "	Plate for locks with 2¾ in. spacing and No. 790 series *only*
EP190	11⅜ x 2⅞ "	Plate for locks No. 750 series *only*
EP812	2¾ x 1¼ "	Key plate for all locks
EP854	8¾ x 2⅜ "	Cup for all sliding door locks
EP310	17 x 3⅛ "	Handle for locks No. 405 series
EP314	19 x 3 "	" " " Nos. 414¼, 428 and 472¼ series

List number of lock to be associated with escutcheons must always be specified. For escutcheons with thumb-turns add ½ to list number.



No. EP1343



No. EP557

Other pieces

EP1099	1¾ x 4⅞ inches	Drawer pull, drop
EP1505	2¼ x 8¾ "	Letter drop plate
EP1515	" "	Inside plate for above
EP1525	2¼ x 9 "	Hood for above
EP557	12 x 2⅝ "	Pull, door
EP1416	5⅜ x 2⅜ "	Push button
EP1730	12 x 2⅝ "	Push plate
	19 x 3 "	" "
EP1349	1¾ x 5¼ "	Sash lift, flush
EP1343	1½ x 3¾ "	" " hook

When ordering give list number or lock-set number (in the case of escutcheons also lock number), size and finish. For finishes see page 91.



No. EP1349



No. EP854

YALE

Pasco Design



No. EP314

Locks in sets

Set No.		Description
EP206	Inside doors	Lock 808 (page 196), knobs F205, 2 escutcheons EP188
EP246	" "	Lock 808 (page 196), knobs EP125, 2 escutcheons EP188
EP306	" "	Lock 812 (page 196), knobs F205, 2 escutcheons EP188
EP346	" "	Lock 812 (page 196), knobs EP125, 2 escutcheons EP188
EP506	" "	Lock 888 (page 198), knobs F205, 2 escutcheons EP188
EP546	" "	Lock 888 (page 198), knobs EP125, 2 escutcheons EP188
EP606	" "	Lock 887 (page 198), knobs F205, 2 escutcheons EP188
EP646	" "	Lock 887 (page 198), knobs EP125, 2 escutcheons EP188
EP806	" "	Lock 886 (page 198), knobs F205, 2 escutcheons EP188
EP846	" "	Lock 886 (page 198), knobs EP125, 2 escutcheons EP188
EP906	" "	Lock 885 (page 198), knobs F205, 2 escutcheons EP188
EP946	" "	Lock 885 (page 198), knobs EP125, 2 escutcheons EP188
EP1406	" "	Lock 826 (page 197), knobs F205, 2 escutcheons EP188
EP1446	" "	Lock 826 (page 197), knobs EP125, 2 escutcheons EP188
EP1506	" "	Lock 825 (page 197), knobs F205, 2 escutcheons EP188
EP1546	" "	Lock 825 (page 197), knobs EP125, 2 escutcheons EP188
EP3046	Communicating	Lock 1518 (page 191), knobs EP125, 1 escn. each EP188 and EP188½
EP3346	"	Lock 1528 (page 191), knobs EP125, 2 escutcheons EP188½
EP107	Sliding doors	Lock 1704 (page 214), 2 cup escutcheons EP854
EP117	" "	Lock 1714 (page 214), 4 cup escutcheons EP854
EP127	" "	Lock 1724 (page 214), 4 cup escutcheons EP854

When ordering give list number or lock-set number (in the case of escutcheons also lock number) and finish. For finishes see page 91.



No. EP130



No. EP812



No. EP1099



No. EP1416

Pasco Design



Nos. EP188 and EP125

Locks in sets—continued

Set No.		Description
EP4644	**Vestibule doors**	Lock 769 (page 220), knobs EP125, 1 escutcheon EP188, rose EP323
EP5144	" "	Lock 769 (page 220), knobs EP125, 2 escutcheons EP188
EP5644	" "	Lock 713 (page 221), knobs EP125, 1 escutcheon EP188, rose EP323
EP6144	" "	Lock 713 (page 221), knobs EP125, 2 escutcheons EP188
EP8348	" "	Lock 790 (page 222), knobs EP126, 2 escutcheons EP189
EP4544	**Front doors**	Lock 759 (page 220), knobs EP125, 1 escutcheon EP188, rose EP323
EP5047	" "	Lock 759 (page 220), knobs EP126, 1 escn. each EP189 and EP188
EP5544	" "	Lock 703 (page 221), knobs EP125, 1 escutcheon EP188, rose EP323
EP6047	" "	Lock 703 (page 221), knobs EP126, 1 escn. each EP189 and EP188
EP8249	" "	Lock 750 (page 222), knobs EP126, 1 escn. each EP190 and EP190½
EP8530	**Store doors**	Lock 406 (page 231), 1 pair handles EP310
EP9520	" "	Lock 432¼ (page 230), 1 pair handles EP314



No. EP854

When ordering give list number or lock-set number (in the case of escutcheons also lock number) and finish. For finishes see page 91.



No. EP1505

Keys and Blanks

YALE & TOWNE



Yale Automatic Key-Bitting Machine, and Cabinet for tools and an assortment of Key Blanks. The Cabinet should be attached to a counter or bench, flush with the front edge, by means of screws as here shown.

For detailed description see opposite page.

YALE

Keys and Blanks

IN addition to the facilities at our Works, Stamford, Conn., and for the convenience of our trade customers, we maintain at our General Offices, New York, and at each of our Branch Offices, Boston, Philadelphia and Chicago, a well equipped repair department, in charge of expert workmen.

Duplicate and extra keys can be made from any of our key blanks by the facilities available in any well equipped locksmith's shop, but such keys (especially for Yale Cylinder Locks) will be more accurate and their action in the lock better, if made by our special machine, illustrated on opposite page and described below.

The Yale Automatic Key-Bitting Machine is furnished when so ordered with an equipment of tools and an assortment of key blanks, tumblers and springs for the convenience of Dealers, Locksmiths and General Repairers who make a specialty of repairing Yale Cylinder Locks.

This tool will turn out a machine-made key and yet meet the requirements of the retail dealer and locksmith for a light, compact machine of moderate cost which (with its cabinet) can be fastened to a bench or counter.

The machine measures 5½ x 10 inches and is 6 inches high when closed and 10 inches when open. A key can be adjusted in it in thirty seconds and duplicates cut at the rate of about one every two minutes.

For the convenience of locksmiths and others who make a specialty of repairing Yale Cylinder Locks, we also furnish key-bitting files, of special section, and also a complete "kit" of tools, for which prices will be quoted on application.

YALE

Special Key Bows

IN the pockets of the modern man, and often the modern woman, will be found, three essentials, a purse, a watch and a bunch of keys, and often the latter is the bulkiest of the three.

By the judicious use of "master-keys," as explained on page 97, the size of a bunch of keys can often be reduced, but at best it usually comprises a number of keys of the same type and, therefore, difficult to distinguish, especially in the dark.

To meet this difficulty it is recommended that important keys, especially the front door key, should have a bow of special form, perceptible by touch as well as by sight. The illustrations herewith show various keys with special bows which are available for use with Yale cylinder locks.

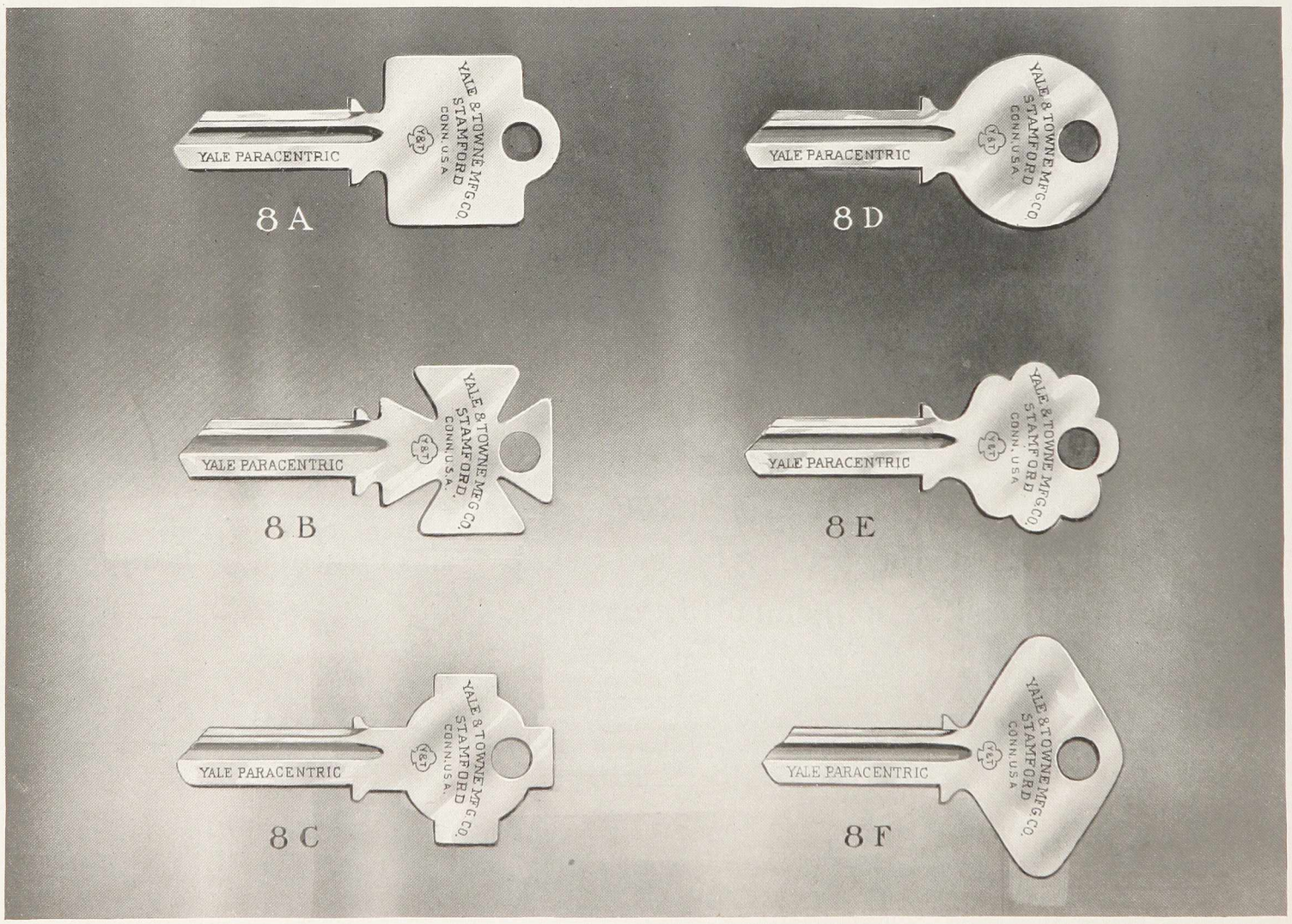

Paracentric key blanks with special bows. Order by figure number

Special Key Tags

THE key tag has shared in the recent march of improvement, and has taken on new and better forms. Formerly hotel managers sought to prevent guests from carrying away hotel keys, by attaching to each key a large cumbersome tag. Happily, this primitive plan is now almost obsolete.

> As a result of a tendency to the other extreme, hotel managers for a time largely dispensed with key tags of all kinds, and contented themselves with having the name of the hotel and number of room plainly stamped on the key bow.

The latest and best development, however, consists in attaching to the key bow, by a short chain, either an ornamental disc bearing the name and number; or simply a ball, the name and number being retained on the key bow.



Special key tags. Information on request

YALE

Cuts full size

Keys and Blanks

Pin-tumbler



GA GB GC GD GE GF GG GH GK



No. 11GK



No. 8M

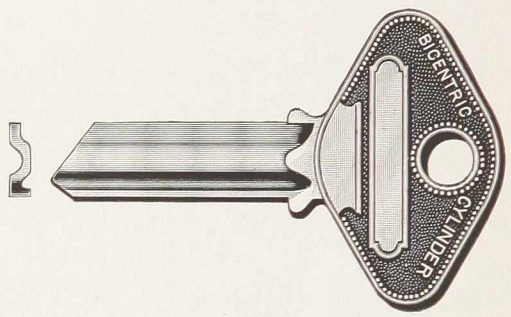

No. 108M



No. 11



No. 111



No. 8



No. 108



No. 13



No. 10



No. 113



No. 13½



No. 110



No. 113½

YALE

When ordering give list number.

Cuts full size

Keys and Blanks

Pin-tumbler—continued



No. 116½



No. 106½



No. 17



No. 6



No. 7



No. 16



No. 1½

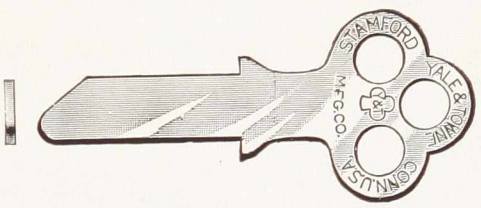

No. 1

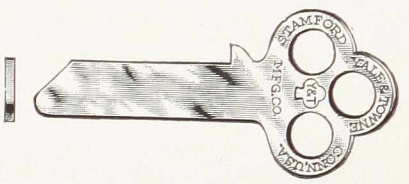

No. 2½

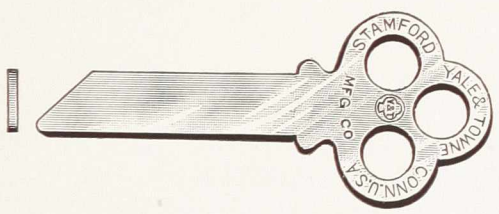

No. 2

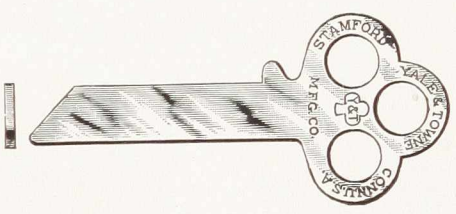

No. 3½



No. 3



No. 4



No. 5

Cuts full size

Keys and Blanks

Solid steel



No. S30



No. S32



No. S50

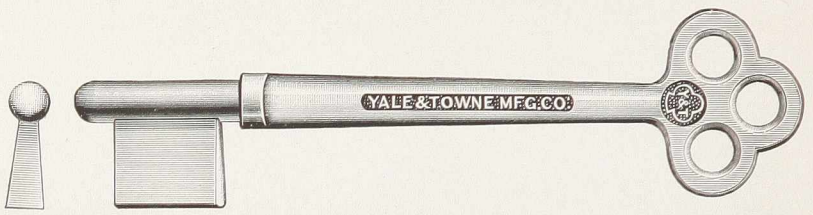

No. S51



No. S750



No. S752



No. S751



No. S753



No. S52



No. S53

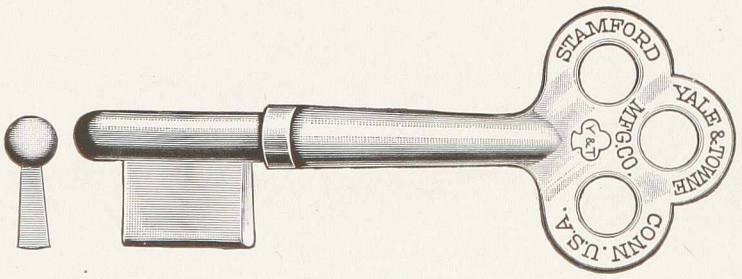

No. S55

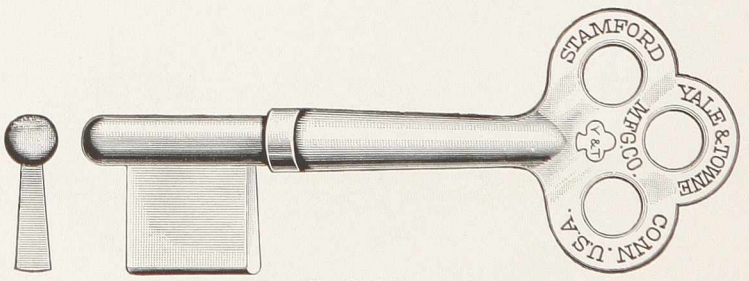

No.S60

When ordering give list number.

Cuts full size

Keys and Blanks

Solid steel—continued



No. S140



No. S150



No. S140½



No. S245



No. S240



No. S145

Master-key blanks



No. S30½



No. S50½



No. S32½



No. S52½

Cuts full size

Keys and Blanks

Solid steel—continued



No. S53½



No. S55½

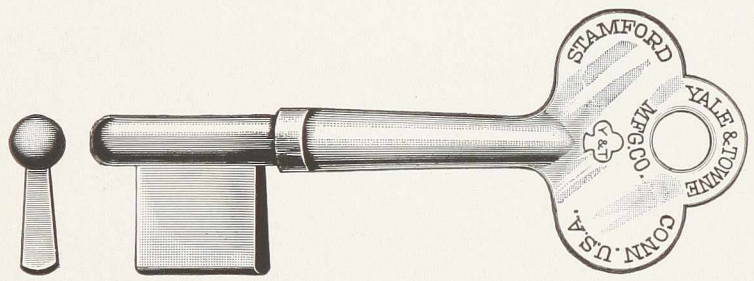

No. S60½

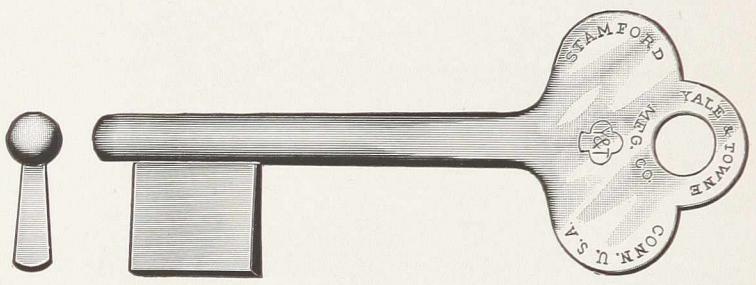

No. S62½



No. S345

Flat steel type



No. 40

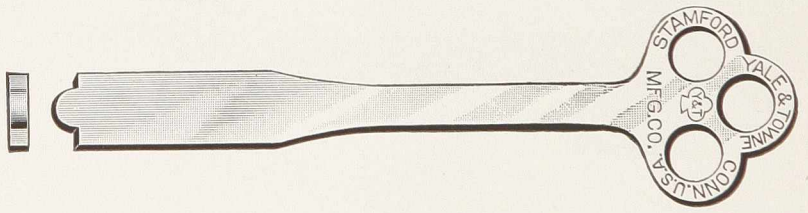

No. 40½

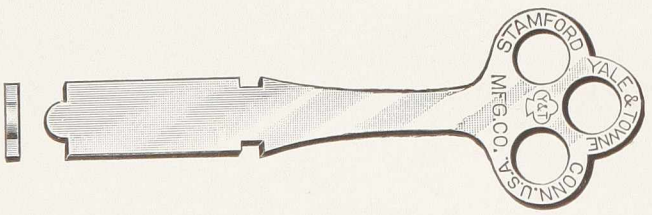

No. 41



No. 41½

YALE

When ordering give list number.

Cuts full size

Keys and Blanks

Flat steel—continued



No. 50

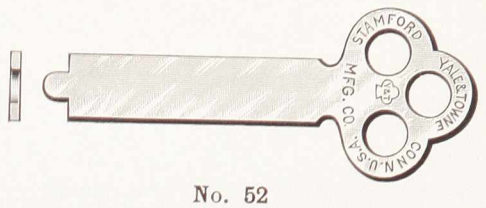

No. 52

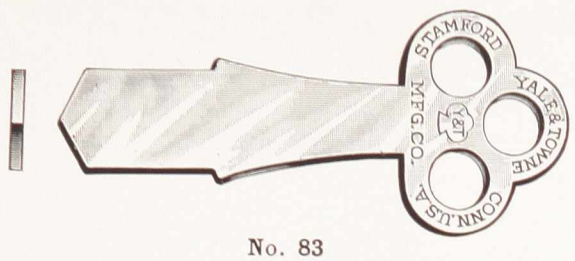

No. 83



No. 341½



No. 328

Miscellaneous



Nos. 288, 290 and 291

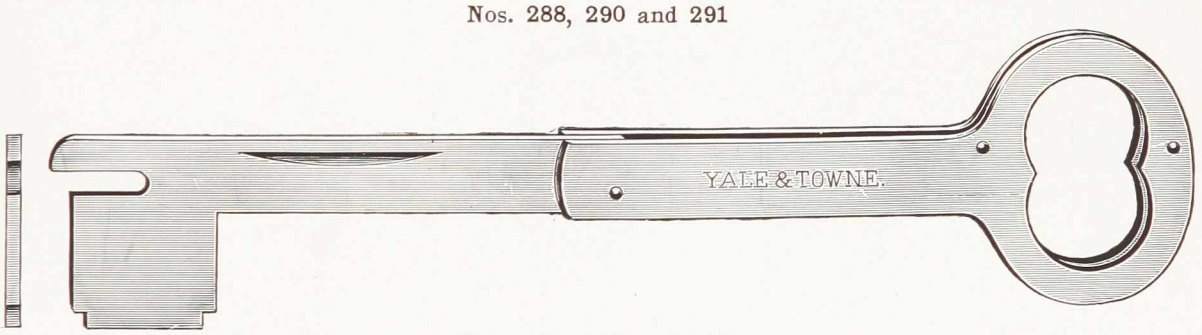

Nos. 289, 293 and 295



No. 294

Cuts full size

Keys and Blanks

Bronze and brass

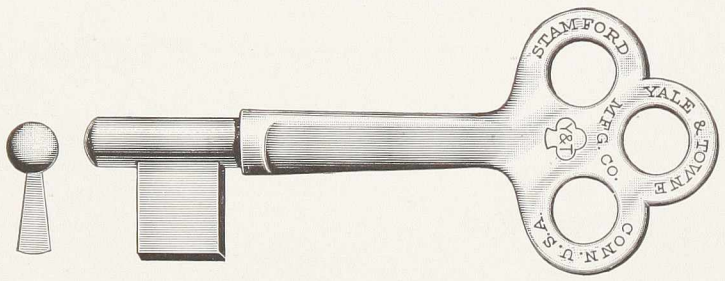

No. B54

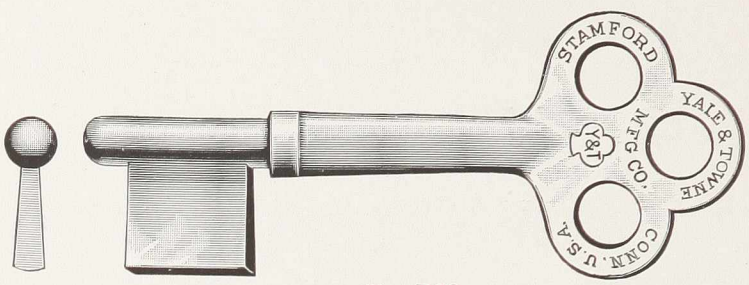

No. B60



No. B50



No. B45



No. B51

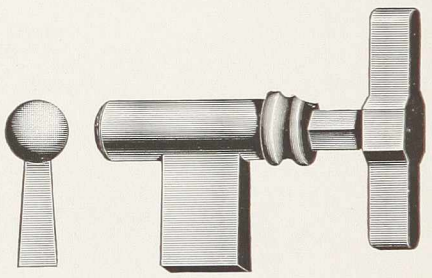

No. 48

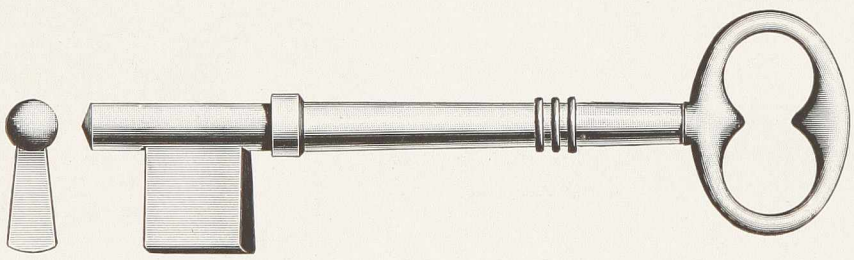

No. 407

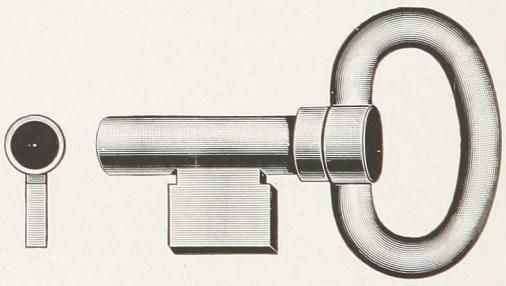

No. 81



No. 200



No. 434

YALE

When ordering give list number.

Cuts full size

Keys and Blanks

Bronze and brass—continued



No. 234



No. 400



No. RA784



No. 405



No. B332

Malleable iron



No. 240

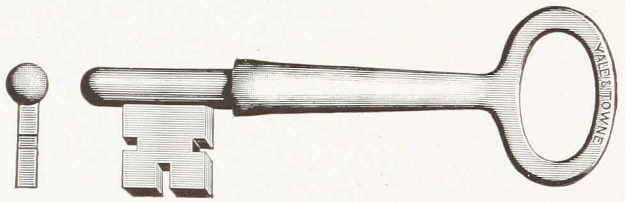

No. 530



No. 507



No. 504

Keys and Blanks

Malleable iron—continued

Cuts full size



No. 515



No. 520

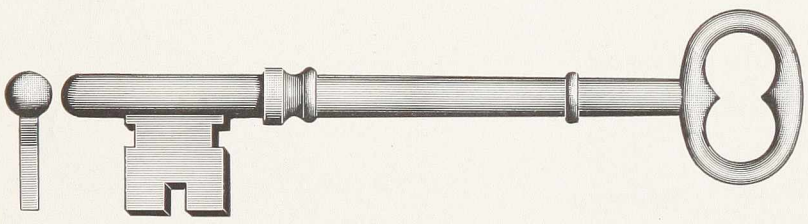

No. 522



No. 519



No. 510

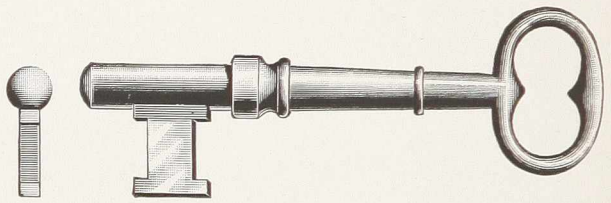

No. 509



No. 527



No. 500

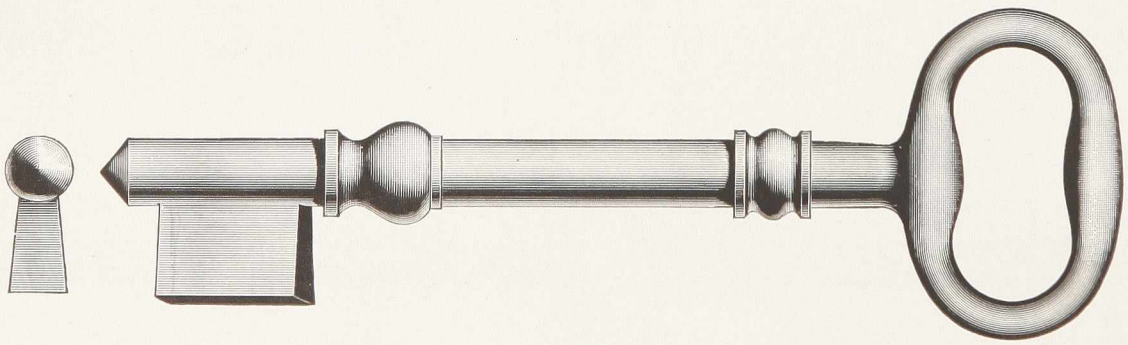

No. 267

Keys and Blanks

Padlock



No. 8



No. 11



No. 10



No. 13



No. 116½



No. 16



No. 6



No. 106½



No. 1½



No. 2½



No. 3½



Nos. 86 and 186



Nos. 87 and 187



No. 82



Nos. 88 and 188



Nos. 89 and 189

Cuts full size

Keys and Blanks

Padlock—continued

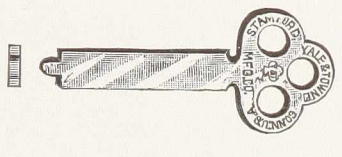

Nos. 76 and 176

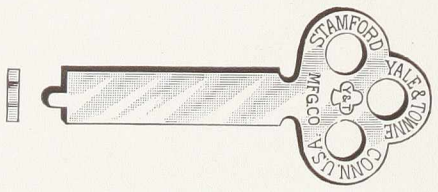

Nos. 77 and 177

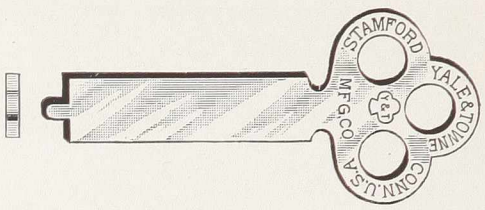

Nos. 78 and 178

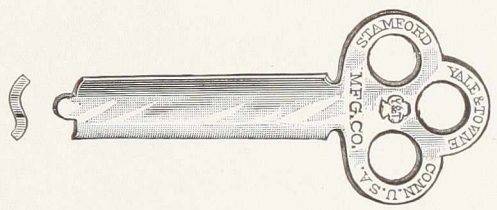

No. 78S

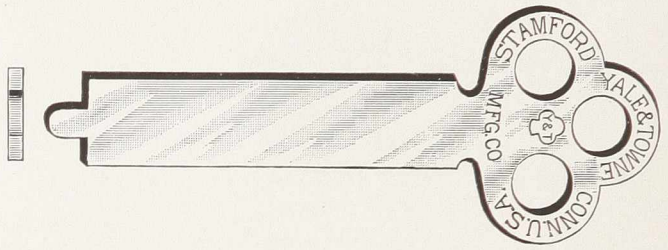

No. 74

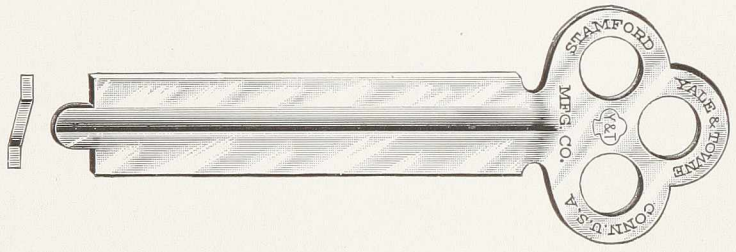

No. 64

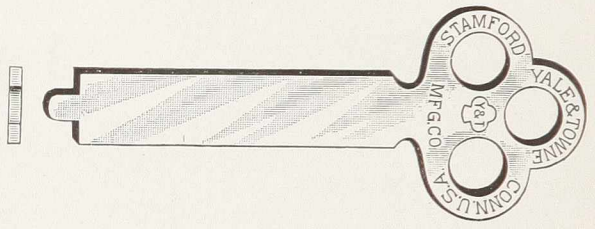

No. 79

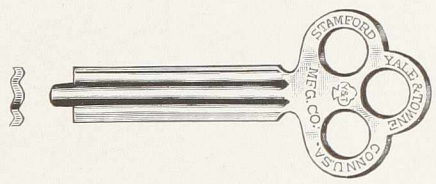

No. 67

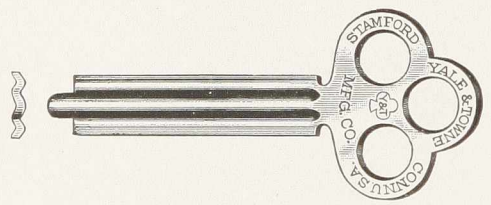

No. 68



No. 115

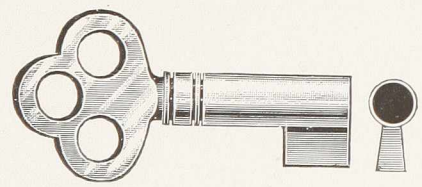

No. 623

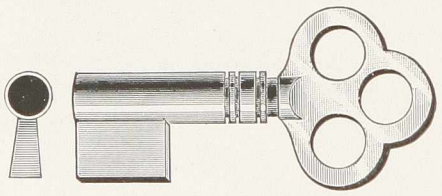

No. 625

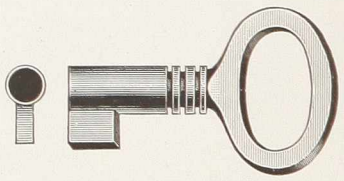

No. 675

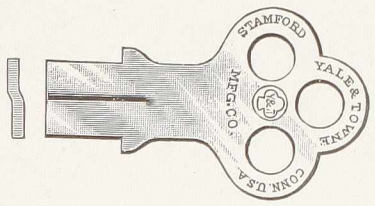

No. 25



No. 26

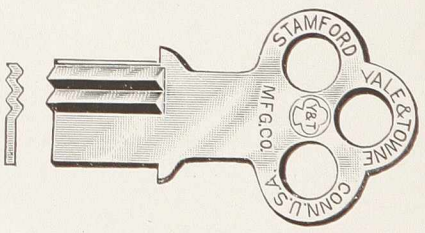

No. 605

YALE

When ordering give list number.

Cuts full size

Keys and Blanks

Padlock—continued

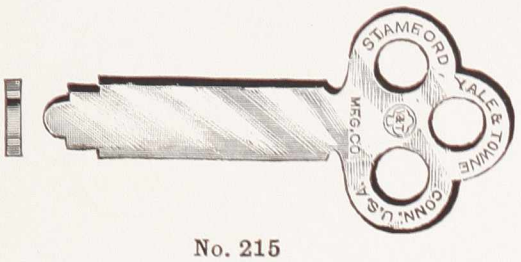

No. 215



No. 225



No. 275

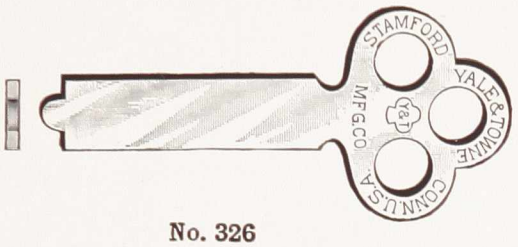

No. 326

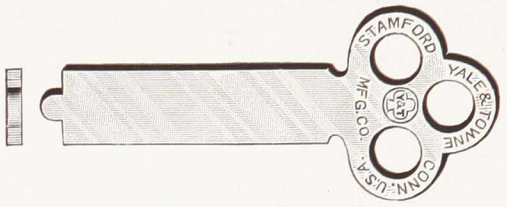

No. 526

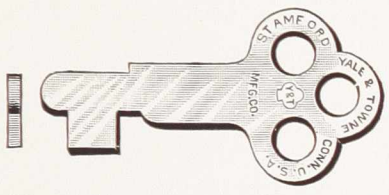

No. 674

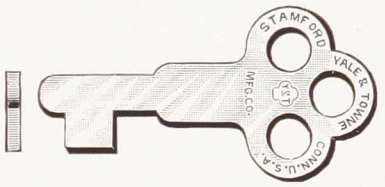

No. 664

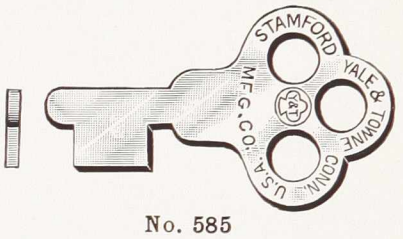

No. 585

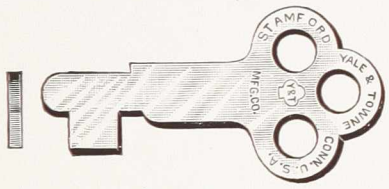

No. 684

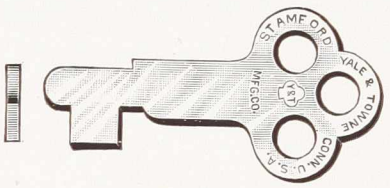

No. 661

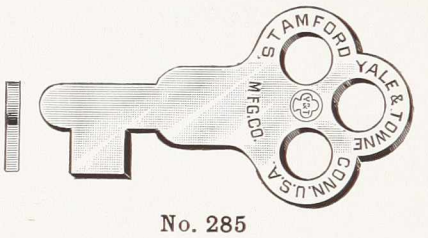

No. 285

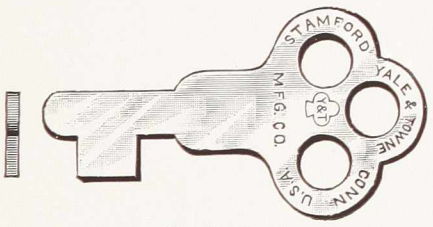

No. 647

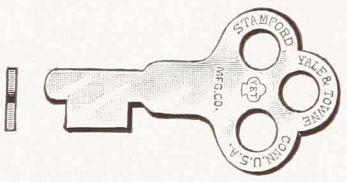

No. 671



No. 555

Cuts full size

Keys and Blanks

Padlock—continued

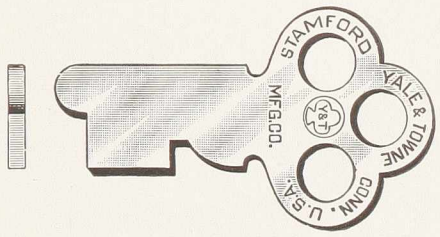

No. 557

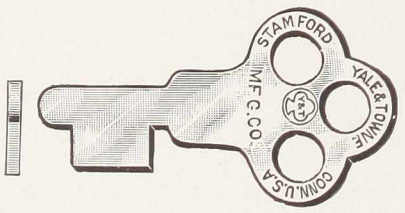

No. 575

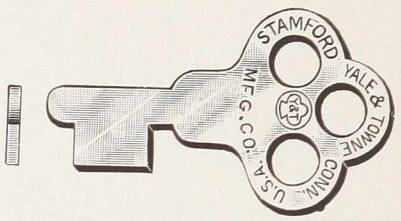

No. 534

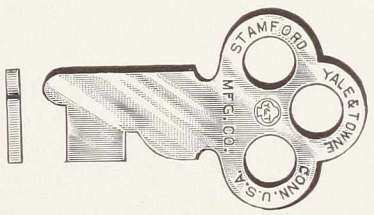

No. 455

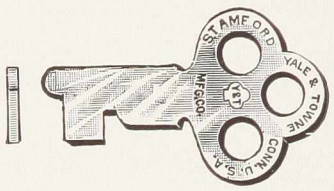

No. 453

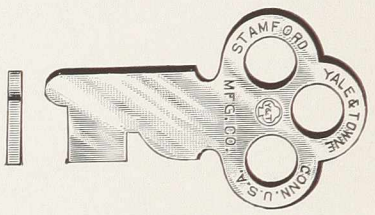

No. 457

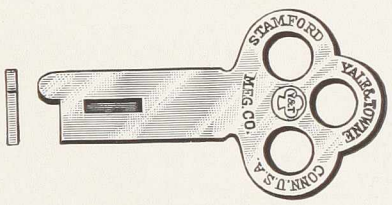

No. 435

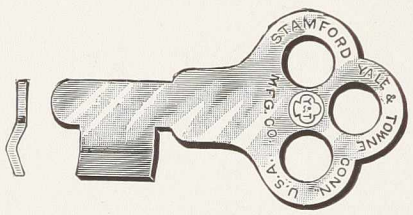

No. 356

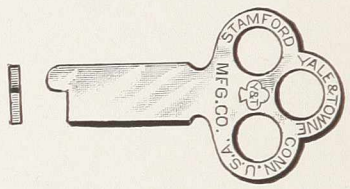

No. 612

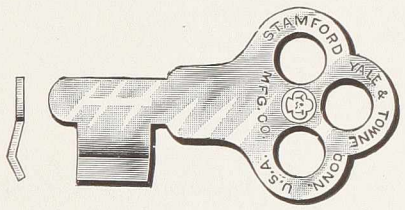

No. 354

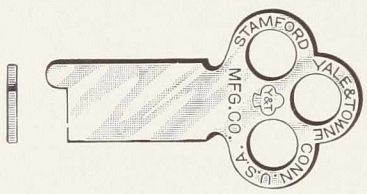

No. 615

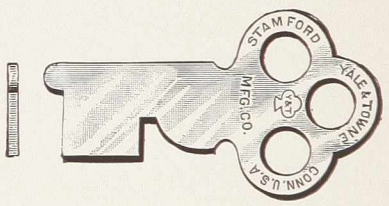

No. 297

YALE

When ordering give list number.

Cuts full size

Cabinet and Trunk Locks

YALE & TOWNE

Cabinet and Trunk Locks

CABINET LOCKS: Our line of cabinet locks for furniture and cabinet work, embraces a vast variety of kinds, sizes and grades, adapted for every use. A carefully considered selection of those most suitable for carrying in stock by the hardware trade and for use in connection with "contract work," that is, the furnishing of the complete equipment of locks and hardware needed for important buildings, are shown in the following pages:

	Pages		Pages
Chest locks	873-879	Drawer locks . . .	888-897
Cupboard locks . .	883-887	Locker locks . . .	898-900
Desk locks	880-882	Wardrobe, etc. locks .	901-904

The Yale pin-tumbler lock is to be preferred for the best work and where great security is desired, while for other uses other types are available, both with flat and barrel keys.

Many of them admit of being master-keyed, for use on lockers in club rooms, armories, etc., or on cupboards and drawers in offices, factories, etc.

TRUNK LOCKS: Our line of trunk locks is equally extensive, embracing a great variety of kinds, sizes and grades, adapted for every use.

A few of those most suitable for carrying in stock by the hardware trade are shown on pages 905 to 908.

Special attention is invited to the No. TB600 (page 908) which is a Yale pin-tumbler lock with paracentric keys and is of higher grade and greater security than any trunk lock heretofore obtainable.

YALE

Chest Locks

Barrel key



No. SA1, size 1 x 1½ inches



No. S3, size 1⅜ x 2¼ inches

No. SA1 series

Not master-keyed

Material: Iron cap and double link.

Fine flat bow malleable iron keys, from blanks as below, 12 to the dozen. Key changes, as below. Back spring.

Drop or distance from selvedge to centre of key pin as below.

Key changes, alike

No.	Size	Drop	Plate	Blank
SA1	1 x 1½ ins.	9/16 in.	Brass	S39
S2*	1¼ x 2 "	¾ "	Iron	S25
SA2*	" "	" "	Brass	"
S3	1⅜ x 2¼ "	" "	Iron	"
SA3	" "	" "	Brass	"

Key changes, 6

S4*	1½ x 2½ ins.	⅞ in.	Iron	S4
SA4*	" "	" "	Brass	"
S5	1⅝ x 2¾ "	" "	Iron	"
SA5	" "	" "	Brass	"

*May be furnished for sloping desks to special order.

1 dozen in a paper box.

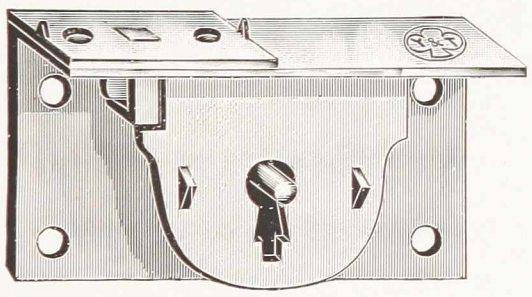

No. S26, size 1¼ x 2¼ inches



No. SA21 series

Not master-keyed

Material: Iron cap and single link.

Malleable iron keys, from blanks as below, 12 to the dozen. Key changes, alike. Back spring.

Drop or distance from selvedge to centre of key pin as below.

No.	Size	Drop	Plate	Blank
SA21	⅞ x 1¼ ins.	7/16 in.	Brass	S21
S22	⅞ x 1½ "	⅜ "	Iron	"
SA22	" "	" "	Brass	"
S24	1 x 1¾ "	½ "	Iron	S25
SA24	" "	" "	Brass	"

No.	Size	Drop	Plate	Blank
S26	1¼ x 2¼ ins.	⅝ in	Iron	S420
SA26	" "	" "	Brass	"
S27	1⅜ x 2½ "	" "	Iron	S27
SA27	" "	" "	Brass	"

1 dozen in a paper box.

Cuts full size

Chest Locks

Barrel key

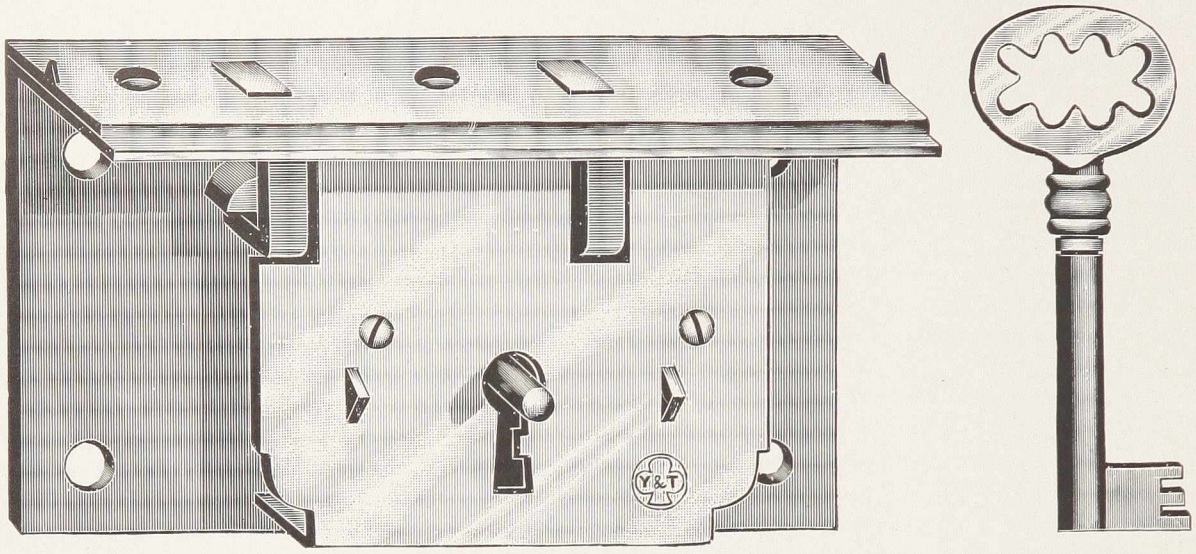

No. S12, size 2¼ x 4 inches

Not master-keyed

Material: Iron plate, cap and double link. Fine flat bow malleable iron keys, from No. S78 blank, 12 to the dozen. 2 secure levers. Key changes, 12.

No.	Size	Drop	Plate	Blank
S12	Size 2¼ x 4 ins.	Drop or distance from selvedge to centre of key pin 1¼ inches.		

1 dozen in a paper box.

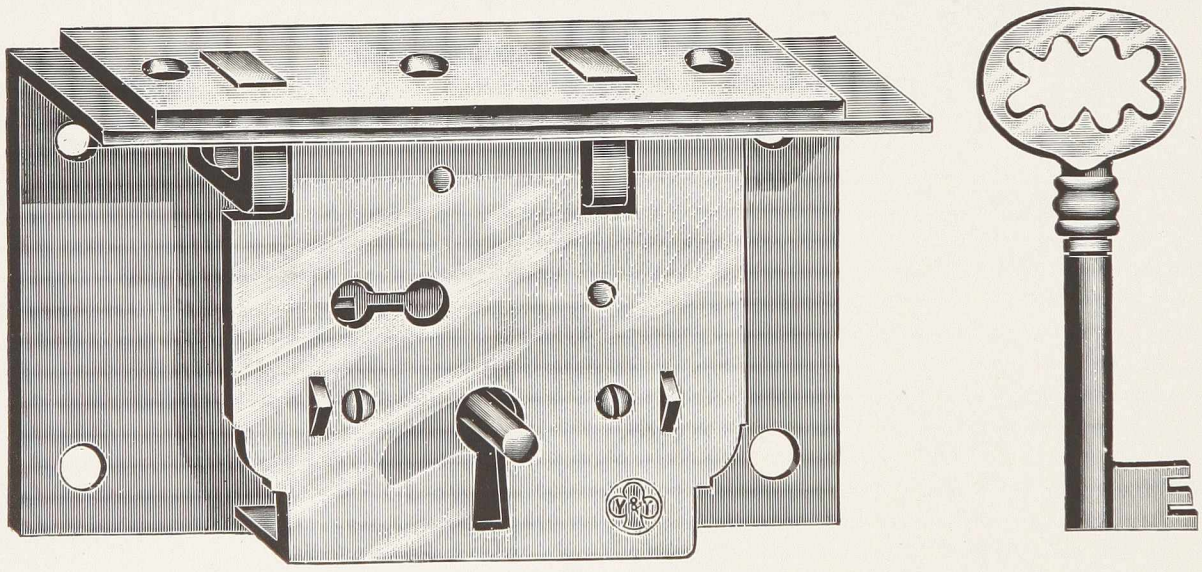

No. S78, size 2¼ x 4 inches

Not master-keyed

Material: Iron cap and double link. Screwed. Fine flat bow malleable iron keys, from blanks as below, 12 to the dozen. 2 secure levers. Key changes, 12. Drop or distance from selvedge to centre of key pin as below.

No.	Size	Drop	Plate	Blank
S75	2 x 3 ins.	1⅛ ins.	Iron	S117
SA75	" "	" "	Brass	"
S76	2⅝ x 3⅝ "	1¼ "	Iron	S120
S78	2¼ x 4 ins.	1½ ins.	Iron	S78
S79*	" "	" "	"	"

* May be furnished for sloping desks, to special order.

1 dozen in a paper box.

YALE

When ordering give list number.

Cuts full size

Chest Locks

Barrel key





No. S86, size 2¾ x 4 inches

Not master-keyed

Material: Iron box, screwed, and double iron link. Self-locking. Square selvedge. Brass escutcheons. Fine flat bow malleable iron double-bitted keys, from blanks as below, 12 to the dozen. Key changes, 12. Drop or distance from selvedge to centre of key pin as below.

No.	Size	Drop	Plate	Blank
S82	1¾ x 2½ ins.	⅞ ins.	Iron	S82
S83	2¼ x 4 "	1⅛ "	"	S83
S86*	2¾ x 4 "	1⅜ "	"	S84
S89	2 x 3 "	1 "	"	S89

No.	Size	Drop	Plate	Blank
SA89	2 x 3 ins.	1 ins.	Brass	S89
S90	2¼ x 3½ "	1⅛ "	Iron	S83
SA90	" "	" "	Brass	"

* Warded key hole.

1 dozen in a paper box; Nos. S83 and S86, ½ dozen.



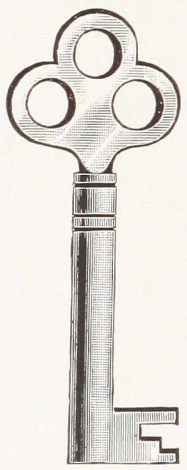

No. S117, size 2 x 3 inches

Master-keyed as below

Material: Solid iron box, screwed, and double iron link. Square selvedge. Fine flat bow malleable iron keys, from blanks as below, 12 to the dozen. 2 secure levers. 12 *regular* key changes; possible and master-key changes as below, at an additional price. Drop or distance from selvedge to centre of key pin as below.

With 60 possible key changes

No.	Size	Drop	Plate	Blank
S110	1¼ x 1½ ins.	¾ in.	Iron	S170
SA110	" "	" "	Brass	"
S112	1½ x 2 ins.	⅞ in.	Iron	R101
SA112	" "	" "	Brass	"

With 252 possible key changes; 60 master-keyed

No.	Size	Drop	Plate	Blank
S114	1¾ x 2½ ins.	1 in.	Iron	S114
SA114	" "	" "	Brass	"
S117*	2 x 3 ins.	1⅛ ins.	Iron	S117
SA117*	" "	" "	Brass	"

* May be furnished for sloping desks to special order.

1 dozen in a paper box.

Cuts full size

Chest Locks

Flat key

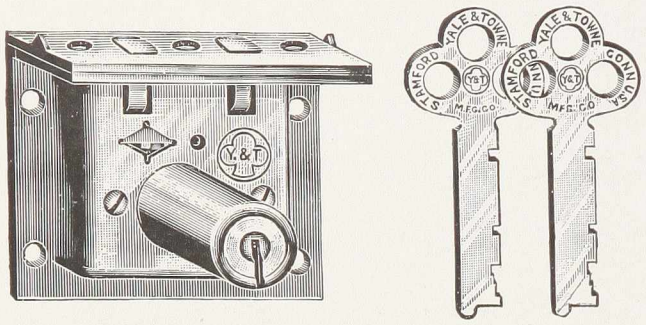

No. S150, size 1¼ x 1½ inches

No. S150 series

Not master-keyed

Material of plate, screwed box and double link, as below. Square selvedge.

Nickel plated flat steel keys, from No. S150 blank, 24 to the dozen. 12 *regular* key changes; 610 possible key changes. 3 secure levers.

For ¾ inch wood: furnished to special order for any thickness of wood at an additional price.

Drop or distance from selvedge to centre of nose ¾ inch.

No.	Size	Plate	Box	Link
S150	1¼ x 1½ ins.	Iron	Iron	Iron
SA150	" "	Brass	Brass	Brass

1 dozen in a paper box.

No.	Size	Plate	Box	Link
S151	1¼ x 1¾ ins.	Iron	Iron	Iron
SA151	" "	Brass	Brass	Brass

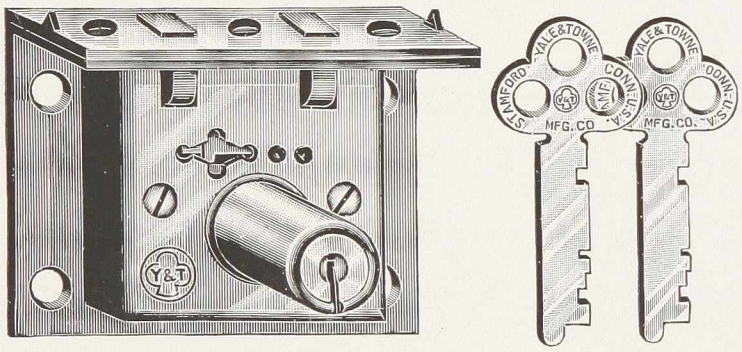

No. SA162, size 1½ x 2 inches

No. SA162 series

Master-keyed as below

Material of plate, solid screwed box and double link unpolished brass, dipped and lacquered. Polished square selvedge.

Nickel plated flat steel keys, from blanks as below, 24 to the dozen. 12 *regular* key changes; Nos. SA162 and SA166, 252 possible key changes; No. SA164, 610 possible; No. SA166 also 60 master-keyed.

For ¾ inch wood; Nos. SA164 and SA166 assorted for ¾, 1 and 1¼ inch: furnished to special order for any thickness of wood at an additional price.

Drop or distance from selvedge to centre of nose as below.

No.	Size	Drop	Levers	Blank
SA162	1½ x 2 ins.	⅞ in.	3	S152
SA164	1¾ x 2½ "	1 "	4	S154

1 dozen in a paper box; No. SA166, ½ dozen.

No.	Size	Drop	Levers	Blank
SA166	2¼ x 3½ ins.	1¼ ins.	4	S155

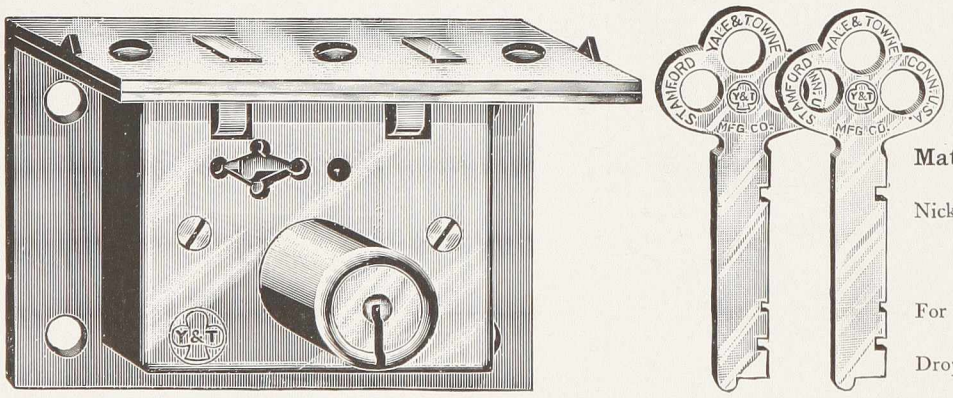

No. S154, size 1¾ x 2½ inches

No. S152 series

Not master-keyed

Material of plate, solid screwed box and double link, as below. Square selvedge.

Nickel plated flat steel keys, from blanks as below, 24 to the dozen. 12 *regular* key changes; Nos. S152 to SA153, 252 possible key changes; Nos. S154 and SA154, 610 possible. 3 secure levers.

For ¾ inch wood: furnished to special order for any thickness of wood at an additional price.

Drop or distance from selvedge to centre of nose as below.

No.	Size	Drop	Material	Blank
S152	1½ x 2 ins.	⅞ in.	Iron	S152
SA152	" "	" "	Brass	"
S153	1⅝ x 2¼ "	" "	Iron	S162

1 dozen in a paper box.

No.	Size	Drop	Material	Blank
SA153	1⅝ x 2¼ ins.	⅞ in.	Brass	S162
S154	1¾ x 2½ "	1 "	Iron	S154
SA154	" "	" "	Brass	"

YALE

When ordering give list number and thickness of wood.

Cuts full size

Chest Locks

Flat key





No. S168, size 2¼ x 3½ inches

Not master-keyed

Material as below. Solid box. Double link, self-locking. 4 hooks. Square polished selvedge. Brass tube for 1 inch wood. Nickel plated flat steel keys, from No. S168 blank, 24 to the dozen. 2 wards. Drop or distance from selvedge to centre of nose 1⅛ inch.

No.				
S168	Size 2¼ x 3½ inches.	Iron plate, box, link and bolt.	24 keys from No. S168 blank.	12 key changes
SA168	" " "	Brass " " " " "	24 " " " " "	12 " "

½ dozen in a paper box.





No. S169, size 2⅜ x 4 inches

Not master-keyed

Material as below. Solid box. Double link, self-locking. 4 hooks. Square polished selvedge. Brass tube for 1 inch wood. Nickel plated flat steel keys, from No. S169 blank, 24 to the dozen. 2 wards. Drop or distance from selvedge to centre of nose 1¼ inch.

No.				
S169	Size 2⅜ x 4 inches.	Iron plate, box, link and bolt.	24 keys from No. S169 blank.	12 key changes
SA169	" " "	Brass " " " " "	24 " " " " "	12 " "

½ dozen in a paper box.

Cuts full size

When ordering give list number.

YALE

Cuts full size

Chest Locks

Pin-tumbler





No. 5241, size 1⅞ x 3 inches

No. 5241 series

Master-keyed in one set of any number of changes usually required, all different, with a master-key to pass all locks; or in any number of sets required, each set having any number of changes, all changes different, with master-key to pass the locks in each set, and a grand master-key to pass all the locks. Can be master-keyed with any other Yale pin-tumbler locks using the same type of cylinder. For further information concerning master-keyed locks see page 97.

All brass. Single link. Screwed. Cylinder 1⅛ inches diameter, buffed nose; may be furnished nickel plated to special order and at an additional price.

Paracentric keys, nickel-bronze, coined, gold plated bows, from No. 10 blank, 24 to the dozen. Changes practically unlimited.

For wood as below: furnished to special order for any thickness of wood.

Drop or distance from selvedge to centre of cylinder as below.

No.															
5241	Size	1⅞	x	3	inches	Drop	1	inch	For	¾	inch	wood	Keys	from	No. 10 blank
5243	"	"		"	"	"	"	"	"	⅞	"	"	"	"	"

Each in a paper box.



No. 521, size 2 x 4 inches

No. 521 series

Master-keyed in one set of any number of changes usually required, all different, with a master-key to pass all locks; or in any number of sets required, each set having any number of changes, all changes different, with master-key to pass the locks in each set, and a grand master-key to pass all the locks. Can be master-keyed with any other Yale pin-tumbler locks using the same type of cylinder. For further information concerning master-keyed locks see page 97.

All brass. Double link. Screwed. Cylinder 1⅛ inches diameter, buffed nose; may be furnished nickel plated to special order and at an additional price.

Paracentric keys, nickel-bronze, coined, gold plated bows, from No. 8 blank, 24 to the dozen. Changes practically unlimited.

For wood as below: furnished to special order for any thickness of wood.

Drop or distance from selvedge to centre of cylinder as below.

No.															
521	Size	2	x	4	inches	Drop	1¼	inches	For	1¼	inch	wood	Keys	from	No. 8 blank
523	"	"		"	"	"	"	"	"	1½	"	"	"	"	"
525	"	"		"	"	"	"	"	"	1¾	"	"	"	"	"

Each in a paper box.

When ordering give list number and thickness of wood.

Cuts full size

Cuts full size

Chest Locks

Pin-tumbler



No. 5521, size 2¼ x 3 inches



No. 5521 lock

Master-keyed in one set of any number of changes usually required, all different, with a master-key to pass all locks; or in any number of sets required, each set having any number of changes, all changes different, with master-key to pass the locks in each set, and a grand master-key to pass all the locks. Can be master-keyed with any other Yale pin-tumbler locks using the same type of cylinder. For further information concerning master-keyed locks see page 97.

All brass. Double link. Solid box. Cylinder ⅞ inch diameter, buffed nose; may be furnished nickel plated to special order and at an additional price.

Paracentric keys, nickel-bronze, coined, gold plated bows, from No. 10 blank, 24 to the dozen. Key changes practically unlimited.

For wood as below: furnished to special order for any thickness of wood.

Drop or distance from selvedge to centre of cylinder 1¼ inches.

No.				
5521	Size 2¼ x 3 inches	Drop 1¼ inches	For ¾ inch wood	Keys from No. 10 blank

Each in a paper box.

Combination type

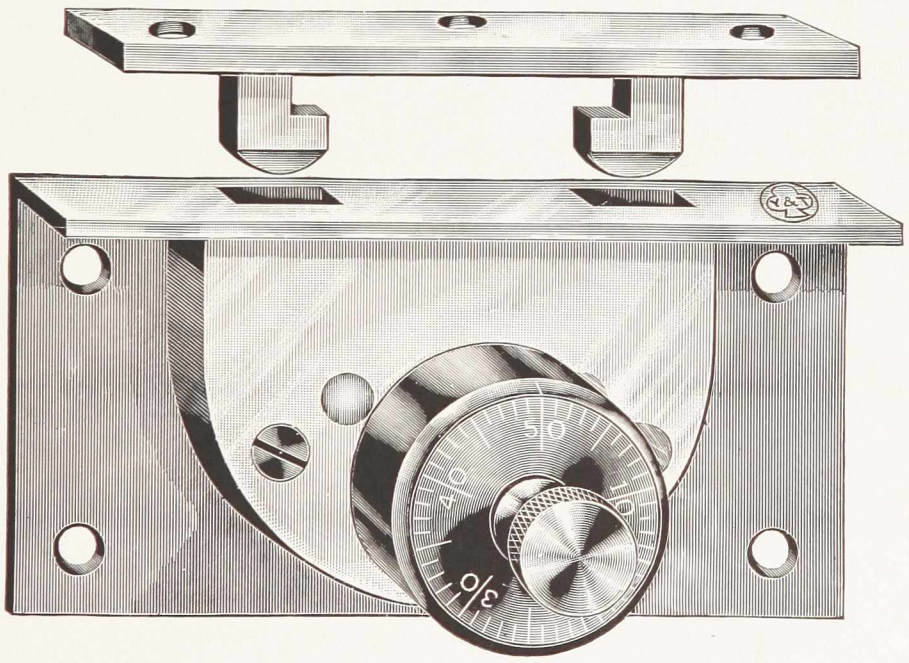

No. 0121, size 2⅛ x 4 inches

No. 0121 lock

All brass. Double link. Solid box, screwed. Square selvedge.

For any thickness of wood, which must always be specified.

Drop or distance from selvedge to centre of dial 1¼ inches.

No.			
0121	Size 2⅛ x 4 ins.	Drop 1¼ ins.	3 tumblers. Combinations, 11000.

Each in a paper box with directions for operating and changing combination.

Cuts full size

When ordering give list number and thickness of wood.

YALE

Cuts full size

Desk Locks

Double-bitted key



No. S208, size 1⅝ x 3 inches



No. S208 lock

Not master-keyed

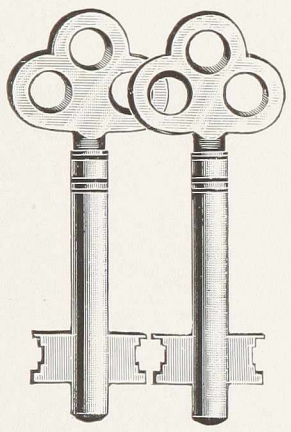

Brass selvedge and self-closing strike. Solid square iron box. Iron bolt with solid steel spring hooks. Self-locking and guarded against tampering.

Nickel plated double-bitted solid steel keys, from No. S208 blank, 24 to the dozen. 1 secure lever. Key changes, 6.

Drop or distance from selvedge to centre of keyhole ⅞ inch.

No.		
S208	Size 1⅝ x 3 inches	Buffed wrought brass escutcheons

½ dozen in a paper box with strikes and screws.

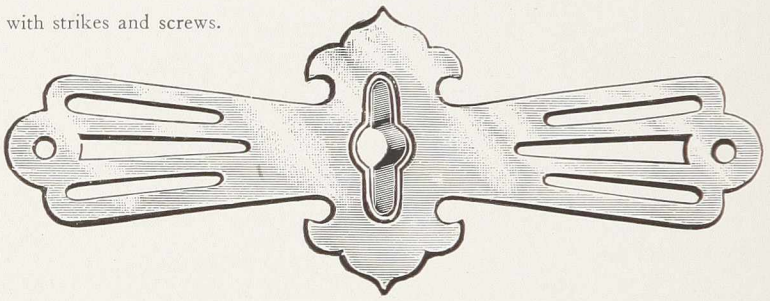

Escutcheon for No. S222



Escutcheon for No. S224



No. S222, size 1⅝ x 3¼ inches

No. S222 series

Not master-keyed

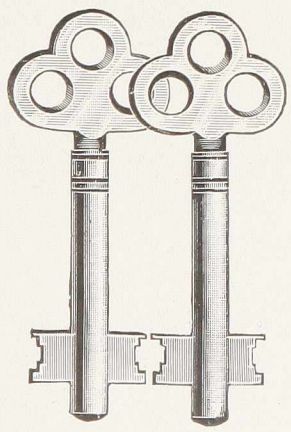

Brass selvedge and self-closing strike. Solid square iron box, screwed. Heavy iron spring bolt with solid steel hooks. Self-locking and guarded against tampering. Double-bitted solid steel keys, from No. S222 blank, 24 to the dozen. 2 secure levers. 12 *regular* key changes; 60 possible key changes at an additional price. Drop or distance from selvedge to centre of keyhole ⅞ inch.

No.		
S222	Size 1⅝ x 3¼ inches	Gold plated wrought brass escutcheons
S224	" " "	Gold plated ornamental cast bronze escutcheons

½ dozen in a paper box with strikes and screws.

YALE

When ordering give list number.

Cuts full size

Desk Locks

Flat key



No. S2240, size 1⅜ x 3¼ inches



Escutcheon for No. S2242



No. S2240 series

Not master-keyed

Brass selvedge and self-closing strike. Brass tube, gold plated nose. Solid square iron box, screwed. Heavy brass spring bolt with solid brass hooks. Self-locking and guarded against tampering. Nickel plated flat steel keys, from No. S2240 blank, 24 to the dozen. 6 levers. 12 *regular* key changes; 60 possible key changes, at an additional price. Drop or distance from edge of selvedge to centre of nose 1 inch.

No.		
S2240	Size 1⅜ x 3¼ inches	Gold plated wrought brass escutcheon
S2242	" " "	Gold plated ornamental cast bronze escutcheon

½ dozen in a paper box with strikes and screws.

Pin-tumbler

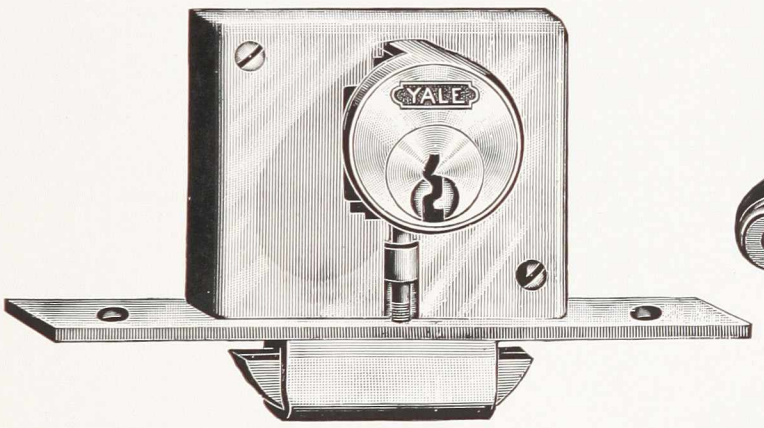

No. S234, size 1½ x 3½ inches



Escutcheon for No. S236



No. S234 series

Master-keyed in one set of any number of changes usually required, all different, with a master-key to pass all locks; or in any number of sets required, each set having any number of changes, all changes different, with master-key to pass the locks in each set, and a grand master-key to pass all the locks. Can be master-keyed with any other Yale pin-tumbler locks using the same type of cylinder. For further information concerning master-keyed locks see page 97.

Brass selvedge and self-closing strike. Cast bronze cylinder, gold plated nose. Solid square iron box, screwed. Heavy brass bolt with solid brass hooks. Self-locking and guarded against tampering. Paracentric keys, nickel-bronze, coined, gold plated bows, from No. 10 blank, 24 to the dozen. Changes practically unlimited. For any thickness of desk rail, which must always be specified. Drop or distance from edge of selvedge to centre of cylinder 1 inch.

No.		
S234	Size 1½ x 3½ inches	Gold plated wrougnt brass escutcheon
S236	" " "	Gold plated ornamental cast bronze escutcheon

½ dozen in a paper box with strikes and screws.

When ordering give list number and thickness of wood.

Cuts full size

Desk Locks

Standard type

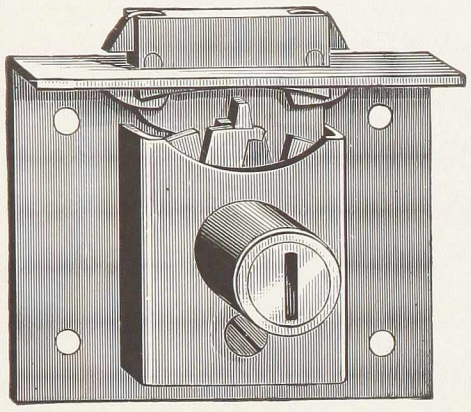

No. 941, size 1⅝ x 2 inches

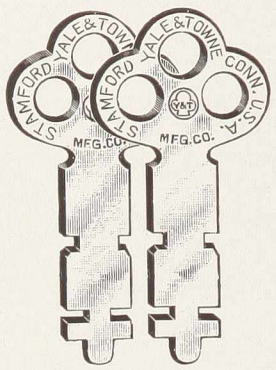

No. 941 series

Not master-keyed

All brass. Solid box, screwed. Square selvedge. Double hook bolt with brass strike. Buffed nose; may be furnished nickel plated to special order and at an additional price.

Nickel plated flat steel keys, from blanks as below, 24 to the dozen. 2 secure levers. 12 *regular* key changes; 252 possible key changes at an additional price.

For wood as below: furnished to special order for any thickness of wood.

Drop or distance from selvedge to centre of nose ⅞ inch.

No.	Size	For Wood	Blank
941	1⅝ x 2 ins.	½ in.	50
943	" "	¾ "	51
945	" "	⅞ "	"

1 dozen in a paper box with strikes.

Pin-tumbler

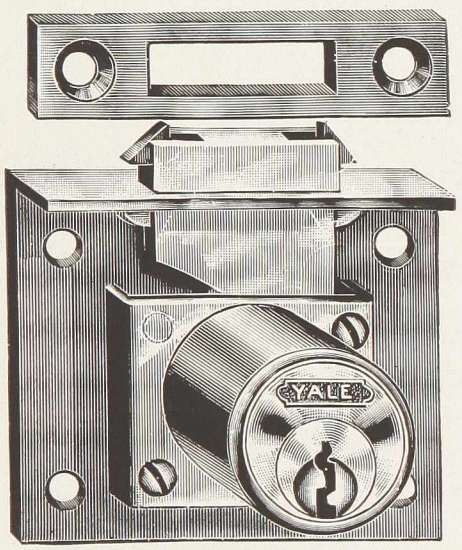

No. 5541, size 1¾ x 2 inches



No. 5541 series

Master-keyed in one set of any number of changes usually required, all different, with a master-key to pass all locks; or in any number of sets required, each set having any number of changes, all changes different, with master-key to pass the locks in each set, and a grand master-key to pass all the locks. Can be master-keyed with any other Yale pin-tumbler locks using the same type of cylinder. For further information concerning master-keyed locks see page 97.

All brass. Solid box, screwed. Square selvedge. Double hook bolt with brass strike. Cylinder ⅞ inch diameter, buffed nose; may be furnished with nickel plated nose to special order and at an additional price.

Paracentric keys, nickel-bronze, coined, gold plated bows, from No. 9 blank, 24 to the dozen. Changes practically unlimited.

For wood as below: furnished to special order for any thickness of wood.

Drop or distance from edge of selvedge to centre of cylinder 1 inch.

No.	Size	For wood
5541	Size 1¾ x 2 ins.	For ¾ in. wood
5543	" " "	" ⅞ " "

Each in a paper box with strike.



No. 541, size 1⅞ x 2¼ inches



No. 541 series

Master-keyed as No. 5541 series above

All brass. Solid box, screwed. Square selvedge. Double hook bolt with brass strike. Cylinder 1⅛ inches diameter, buffed nose; may be furnished with nickel plated nose to special order and at an additional price.

Paracentric keys, nickel-bronze, coined, gold plated bows, from No. 8 blank, 24 to the dozen. Changes practically unlimited.

For wood as below: furnished to special order for any thickness of wood.

Drop or distance from edge of selvedge to centre of cylinder 1 inch.

No.	Size	For wood
541	Size 1⅞ x 2¼ ins.	For ¾ in. wood
543	" " "	" ⅞ " "

Each in a paper box with strike.

YALE

When ordering give list number and thickness of wood.

Cuts full size

Cupboard Locks

Barrel key

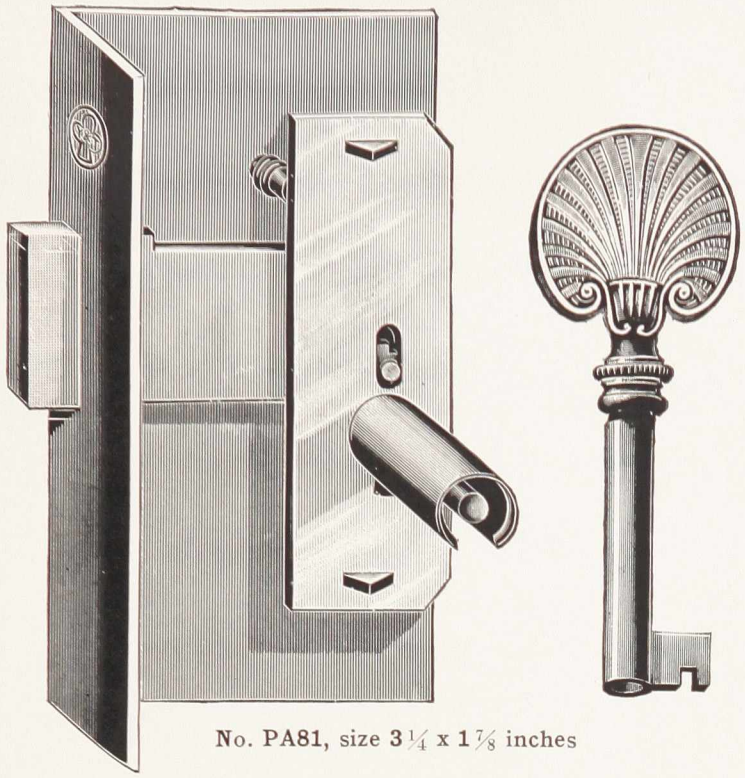

No. PA81, size 3¼ x 1⅞ inches

No. PA73 series

Not master-keyed

All brass. Square selvedge. Gold plated ornamental bow cast bronze keys, from No. PA74 blank, 12 to the dozen. Key changes, alike. 1 tumbler.

Backset or distance from edge of selvedge to centre of key pin as below.

No.	Size	Backset	Blank
PA73	3¼ x ⅞ inches	⅜ inch	PA74
PA74	" "	½ "	"
PA75	3¼ x 1⅛ "	⅝ "	"
PA76	" "	¾ "	"
PA77	3¼ x 1¼ "	⅞ "	"
PA78	3¼ x 1⅜ "	1 "	"
PA79	3¼ x 1½ "	1⅛ "	"
PA80	3¼ x 1⅝ "	1¼ "	"
PA81	3¼ x 1⅞ "	1½ "	"

1 dozen in a paper box.

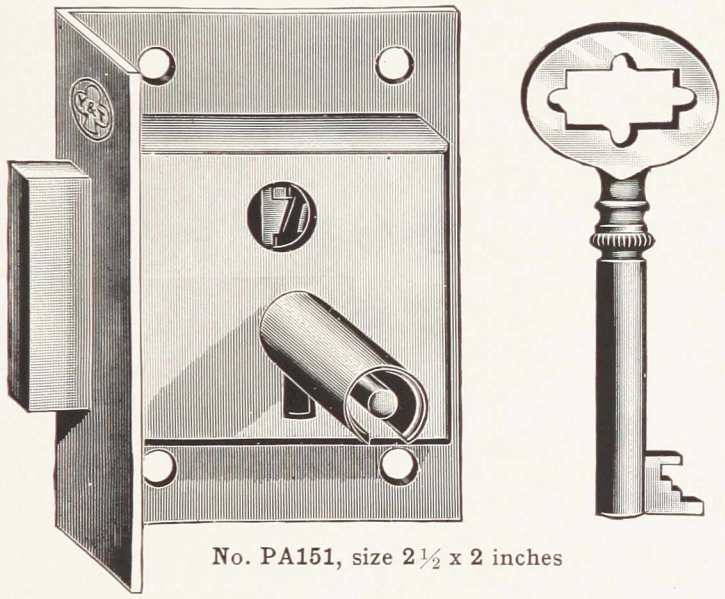

No. PA151, size 2½ x 2 inches

No. PA140 series

Master-keyed as below

Brass plate. Iron box and broad heavy iron bolt. Square selvedge.

Fine flat bow malleable iron keys, from blanks as below, 12 to the dozen. 12 *regular* key changes; 5000 possible key changes at an additional price.

1 tumbler. Nos. PA140 to PA144 also have 3 wards.

Backset or distance from edge of selvedge to centre of key pin as below.

Not master-keyed

No.	Size	Backset	Blank	Tube for
PA150	2½ x 1⅞ ins.	⅞ in.	R52-1¼ ins.	1 in. wood
PA151	2½ x 2 "	1 "	" "	" " "
PA152	2½ x 2¼ "	1¼ "	" "	" " "
PA153	2½ x 2½ "	1½ "	" "	" " "
PA154	2½ x 2¾ "	1¾ "	" "	" " "
PA155	2½ x 3 "	2 "	" "	" " "
PA156	2½ x 3¼ "	2¼ "	" "	" " "

With 2500 master-key changes

No.	Size	Backset	Blank
PA140	2½ x 2¼ ins.	1¼ in.	S117
PA141	2½ x 2½ "	1½ "	"
PA142	2½ x 2¾ "	1¾ "	"
PA143	2½ x 3 "	2 "	"
PA144	2½ x 3¼ "	2¼ "	"

1 dozen in a paper box.

Cuts full size

Cupboard Locks

Barrel key

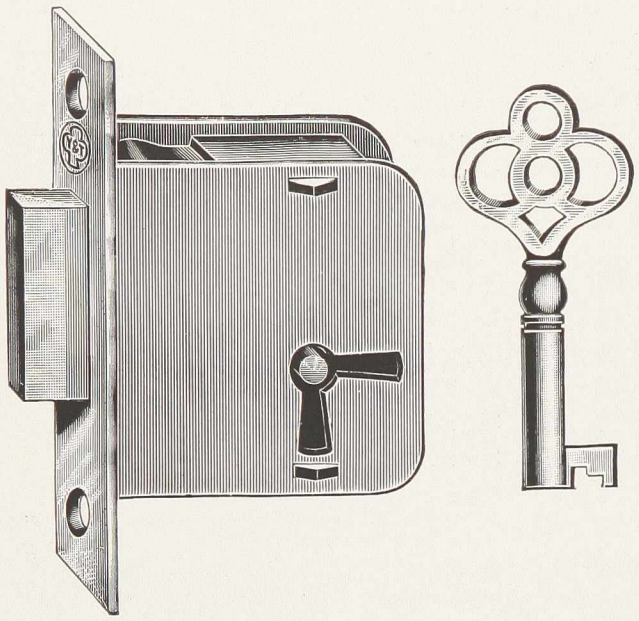

No. P174, size 2⅝ x 1½ inches

No. P170 series

Not master-keyed

Iron box and broad heavy bolt. Brass selvedge. Double key-way, for cupboards or drawers. Mortise.

Right hand; may be furnished left hand to special order.

Fine flat bow malleable iron keys, from No. P171 blank, 12 to the dozen. Key changes, alike. 1 tumbler.

Backset or distance from edge of selvedge to centre of key pin as below.

No.	Size	Backset
P170	2⅝ x 1 inches	½ inch
P171	2⅝ x 1⅛ "	⅝ "
P172	2⅝ x 1¼ "	¾ "
P173	2⅝ x 1⅜ "	⅞ "
P174	2⅝ x 1½ "	1 "
P175	2⅝ x 1⅝ "	1⅛ "

1 dozen in a paper box.

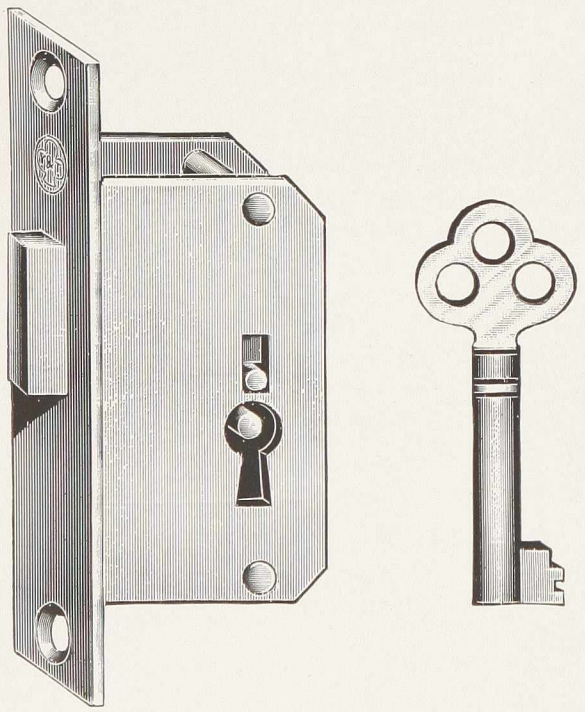

No. P187, size 3 x 1¼ inches

No. P187 lock

Not master-keyed

Brass selvedge and bolt, heavy. Iron box. Mortise.

Gold plated iron keys, from No. R108 blank, 12 to the dozen. Key changes, alike. 1 lever.

Backset or distance from edge of selvedge to centre of key pin ⅞ inch.

No.		
P187	Size 3 x 1¼ inches	Keys from No. R108 blank

1 dozen in a paper box.

YALE

When ordering give list number.

Cuts full size

Cupboard Locks

Flat key

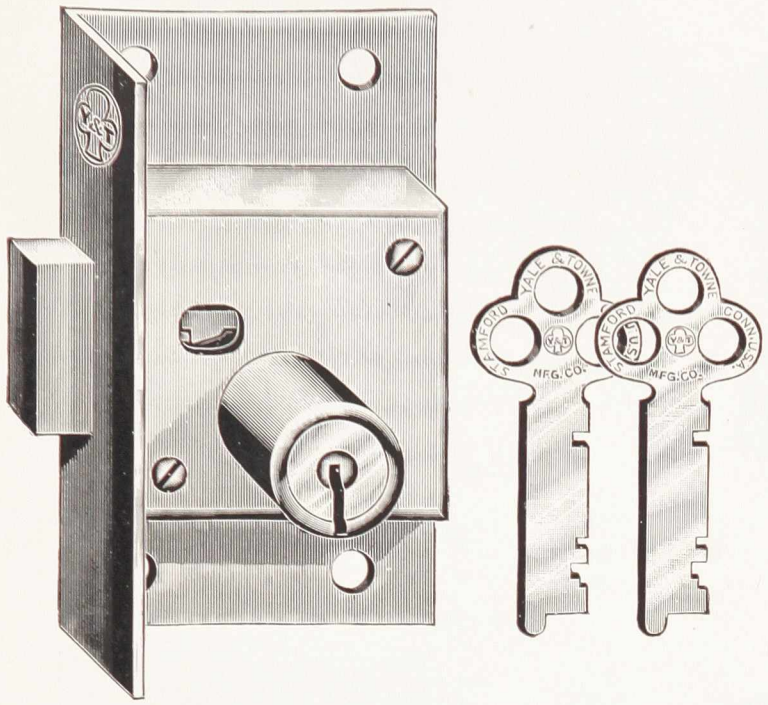

No. P208, size 3 x 1¾ inches

No. P208 series

Master-keyed as below

Material of extra heavy plate, solid square screwed box and broad heavy bolt as below. Square selvedge.

Nickel plated flat steel keys, from No. R310 blank, 24 to the dozen. 3 secure levers. 12 *regular* key changes; 7770 possible key changes; 1290 master-key changes at an additional price.

For ⅞, 1 and 1⅛ inch wood, assorted in the dozen: furnished to special order for any thickness of wood.

Backset or distance from edge of selvedge to centre of nose ⅞ inch.

No.	Size	Material
P208	3 x 1¾ inches	Iron
PA208	" "	Brass

1 dozen in a paper box.

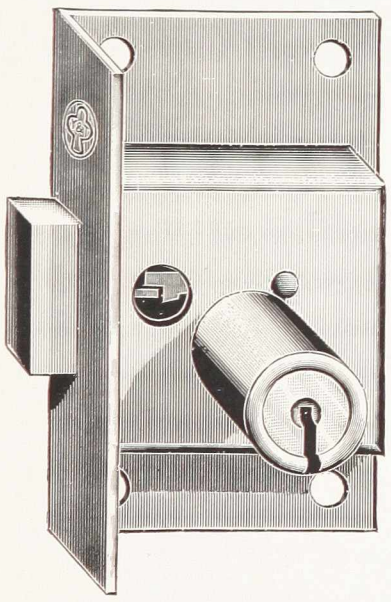

No. P200, size 2½ x 1½ inches

No. P200 series

Master-keyed as below

Material of polished selvedge and broad heavy bolt as below. Brass nose, buffed.

Nickel plated flat steel keys, from R290 blank, 24 to the dozen. 2 secure levers. 12 *regular* key changes; 1290 possible key changes; 210 master-key changes at an additional price.

For ⅞ inch wood: furnished to special order for any thickness of wood.

Backset or distance from edge of selvedge to centre of nose ¾ inch.

No.	Size	Material
P200	2½ x 1½ inches	Iron
PA200	" "	Brass

1 dozen in a paper box.

Cupboard Locks

Pin-tumbler

Cuts full size

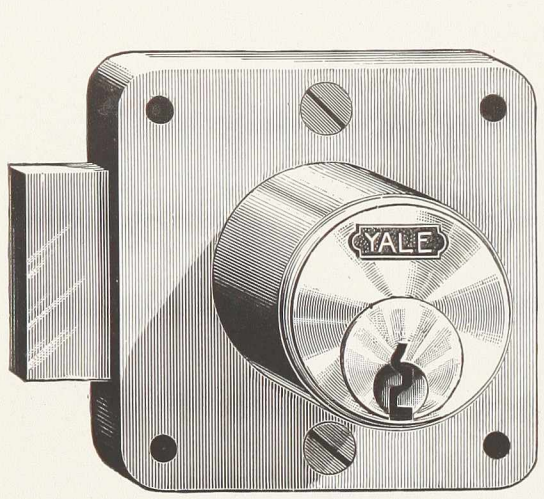



No. 501, size 2 x 2 inches

No. 501 series

Master-keyed in one set of any number of changes usually required, all different, with a master-key to pass all locks; or in any number of sets required, each set having any number of changes, all changes different, with master-key to pass the locks in each set and a grand master-key to pass all the locks. Can be master-keyed with any other Yale pin-tumbler locks using the same type of cylinder. For further information concerning master-keyed locks see page 97.

All brass. Screwed. Broad heavy bolt. Cylinder 1⅛ inches diameter, buffed nose; may be furnished with nickel plated nose to special order and at an additional price.

Paracentric keys, nickel-bronze, coined, gold plated bows, from No. 8 blank, 24 to the dozen. Changes practically unlimited.

For wood as below: furnished to special order for any thickness of wood.

Backset or distance from edge of selvedge to centre of cylinder 1 inch.

Dead bolt, for doors of either hand

No.		
501	Size 2 x 2 inches	For ⅞ inch wood
505	" " "	" 1¼ " "
507	" " "	" 1½ " "

Each in a paper box.





No. 511, size 2 x 1½ inches

No. 511 series

Master-keyed as No. 501 series above

All brass. Screwed. Broad heavy bolt. Cylinder 1⅛ inches diameter, buffed nose; may be furnished with nickel plated nose to special order and at an additional price.

Paracentric keys, nickel-bronze, coined, gold plated bows, from No. 8 blank, 24 to the dozen. Changes practically unlimited.

For wood as below: furnished to special order for any thickness of wood.

Backset or distance from edge of selvedge to centre of cylinder 1 inch.

Dead bolt, for doors of either hand

No.		
511	Size 2 x1½ inches	For ¾ inch wood
513	" " "	" ⅞ " "
515	" " "	" 1¼ " "

Each in a paper box.





No. 511S, size 2 x 1½ inches

No. 511S series

Master-keyed as No. 501 series above

All brass. Screwed. Broad heavy bolt. Brass strike. Cylinder 1⅛ inches diameter, buffed nose; may be furnished with nickel plated nose to special order and at an additional price.

Paracentric keys, nickel-bronze, coined, gold plated bows, from No. 8 blank, 24 to the dozen. Changes practically unlimited.

For wood as below: furnished to special order for any thickness of wood.

Backset or distance from edge of selvedge to centre of cylinder 1 inch.

Spring bolt, specify hand when ordering

No.		
511S	Size 2 x 1½ inches	For ¾ inch wood
513S	" " "	" ⅞ " "
515S	" " "	" 1¼ " "

Each in a paper box with brass strike.

When ordering give list number, hand and thickness of wood.

Cuts full size

Cupboard Locks

Pin-tumbler





No. 551, size 2¼ x 1⅞ inches

No. 551 series

Master-keyed in one set of any number of changes usually required, all different, with a master-key to pass all locks; or in any number of sets required, each set having any number of changes, all changes different, with master-key to pass the locks in each set, and a grand master-key to pass all the locks. Can be master-keyed with any other Yale pin-tumbler locks using the same type of cylinder. For further information concerning master-keyed locks see page 97.

All brass. Solid box, screwed. Broad heavy bolt. Square selvedge. Cylinder 1⅛ inches diameter, buffed nose; may be furnished with nickel plated nose to special order and at an additional price.

Paracentric keys, nickel-bronze, coined, gold plated bows, from No. 9 blank, 24 to the dozen. Changes practically unlimited.

For doors as below; specify hand when ordering. Furnished to special order for any thickness of wood.

Backset or distance from edge of selvedge to centre of cylinder 1 inch.

Dead bolt

No.		
551	Size 2¼ x 1⅞ inches	For ¾ inch wood
553	" " "	" ⅞ " "

Each in a paper box.





No. 5511, size 2 x 1¾ inches

No. 5501 series

Master-keyed as No. 551 series above

All brass. Solid box, screwed. Broad heavy bolt. Spring bolt locks with brass strikes. Square selvedge. Cylinder ⅞ inch diameter, buffed nose; may be furnished with nickel plated nose to special order and at an additional price.

Paracentric keys, nickel-bronze, coined, gold plated bows, from No. 10 blank, 24 to the dozen. Changes practically unlimited.

For doors as below; specify hand when ordering. Furnished to special order for any thickness of wood.

Backset or distance from edge of selvedge to centre of cylinder as below.

Dead bolt

No.			For wood
5501	Size 2 x 1½ inches	Backset ¾ in.	¾ in.
5503	" " "	" " "	⅞ "
5511	" 2 x 1¾ "	" 1 "	¾ "
5513	" " "	" " "	⅞ "

Each in a paper box.

Spring bolt

5501S	Size 2 x 1½ inches	Backset ¾ in.	¾ in.
5503S	" " "	" " "	⅞ "
5511S	" 2 x 1¾ "	" 1 "	¾ "
5513S	" " "	" " "	⅞ "

Each in a paper box with brass strike.





No. 5511S, size 2 x 1¾ inches

Cuts full size

Drawer Locks

Barrel key

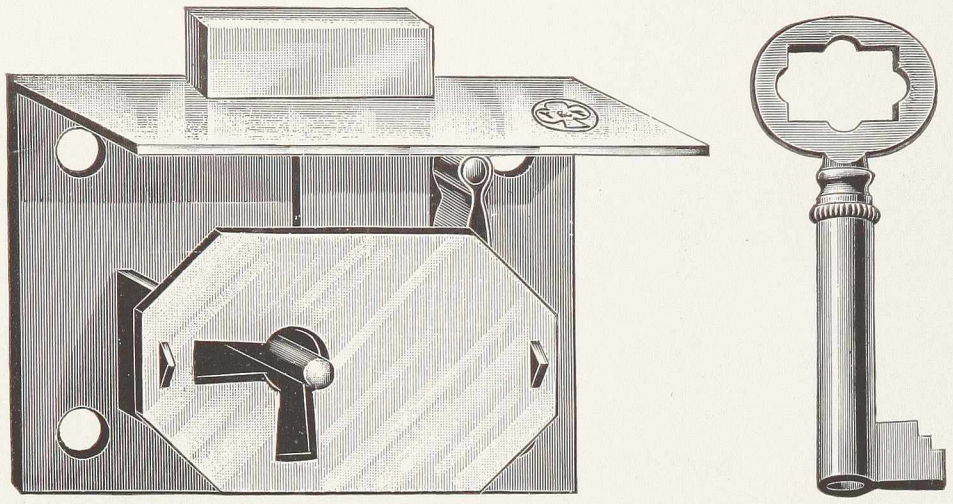

No. R4, size 2 x 2⅝ inches

No. R1 series

Not master-keyed

Iron cap and broad heavy bolt. Double keyway, for drawers or cupboards.

Flat bow malleable iron keys, from blanks as below, 12 to the dozen. Key changes, alike. 1 german tumbler, 2 wards.

Drop or distance from edge of selvedge to centre of key pin as below.

No.	Size	Drop	Plate	Blank
R1	1¾ x 2 ins.	1 in.	Iron	P171
RA1	" "	" "	Brass	"
R2	1⅝ x 2¼ "	" "	Iron	"
RA2	" "	" "	Brass	"

1 dozen in a paper box.

No.	Size	Drop	Plate	Blank
R3	2 x 2½ ins.	1¼ in.	Iron	S32
RA3	" "	" "	Brass	"
R4	2 x 2⅝ "	" "	Iron	"
RA4	" "	" "	Brass	"

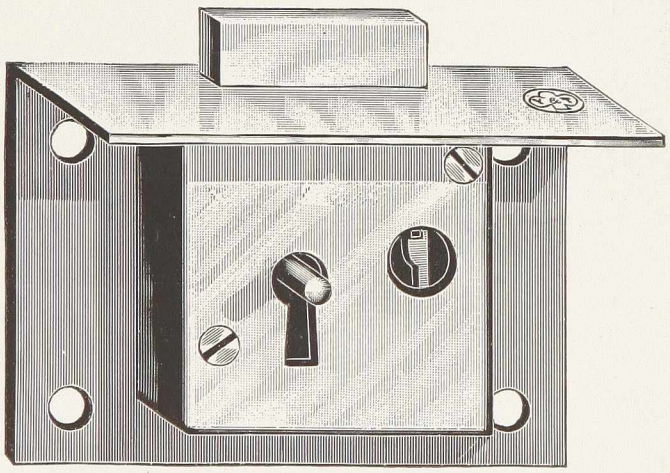

No. R93, size 1⅞ x 2⅝ inches

No. R80 series

Master-keyed as below

Iron box, screwed (except Nos. R80, RA80, R92 and RA92). Broad heavy iron bolt (except Nos. R80 and RA80, which are brass). Square selvedge.

Fine flat bow malleable iron keys, from blanks as below, 12 to the dozen. 2 secure levers (except Nos. R92 and RA92 which have 1 lever and 3 wards). 12 *regular* key changes; possible and master-key changes as below at an additional price.

Drop or distance from edge of selvedge to centre of key pin as below.

With 5000 possible key changes; 2500 master-keyed

No.	Size	Drop	Plate	Blank
R92	1¾ x 2⅜ ins.	⅞ in.	Iron	R108
RA92	" "	" "	Brass	"
R93	1⅞ x 2⅝ "	" "	Iron	"
RA93	" "	" "	Brass	"
R95	1⅞ x 2⅜ "	1 "	Iron	"
RA95	" "	" "	Brass	"

1 dozen in a paper box.

With 60 possible key changes; not master-keyed

No.	Size	Drop	Plate	Blank
R80	1½ x 2 ins.	⅝ in.	Iron	R101
RA80	" "	" "	Brass	"
R90	1⅝ x 2 "	⅞ "	Iron	"
RA90	" "	" "	Brass	"

YALE

When ordering give list number.

Cuts full size

Drawer Locks

Barrel key

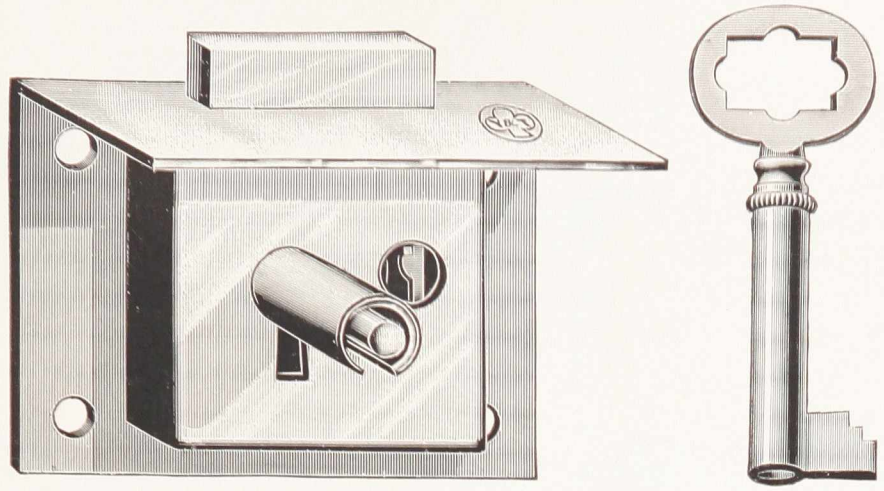

No. RA180, size 1⅞ x 2½ inches

No. RA180 series

Master-keyed as below

Brass plate and tube. Solid square iron box, pin and broad heavy bolt. Square selvedge.

Malleable iron keys, from No. R52-1¼ in. blank, 12 to the dozen. 3 secure levers. 12 *regular* key changes; 5000 possible key changes; 2500 master-key changes at an additional price.

Drop or distance from edge of selvedge to centre of key pin as below.

No.		
RA180	Size 1⅞ x 2½ ins.	Drop ⅞ in.
RA181	" " "	" 1 "
RA182	" 2¼ x 2½ "	" 1¼ "
RA183	" 2½ x 2½ "	" 1½ "
RA184	" 2¾ x 2½ "	" 1¾ "
RA185	" 3 x 2½ "	" 2 "
RA186	" 3¼ x 2½ "	" 2¼ "
RA187	" 3½ x 2½ "	" 2½ "
RA188	" 3¾ x 2½ "	" 2¾ "
RA189	" 3⅞ x 2½ "	" 3 "
RA190	" 4⅛ x 2½ "	" 3¼ "
RA191	" 4½ x 2½ "	" 3½ "

1 dozen in a paper box.

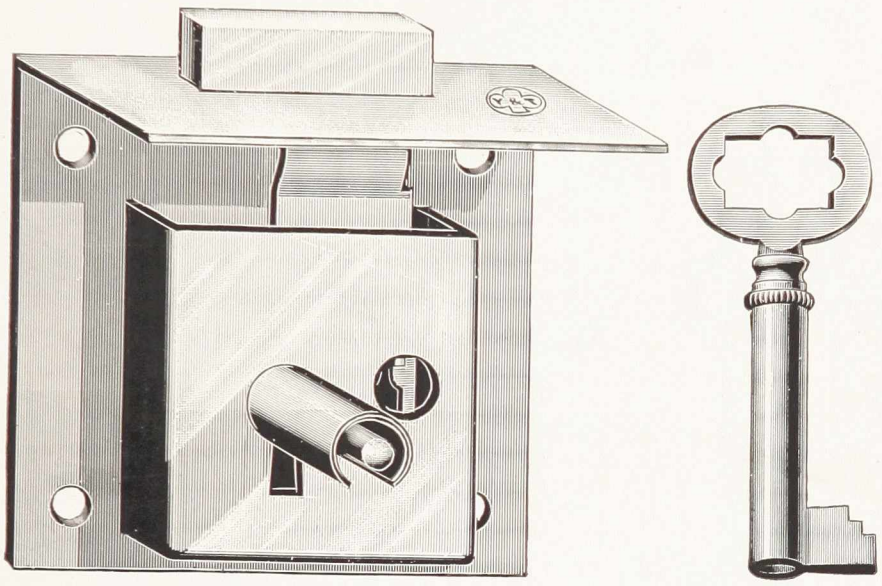

No. RA183, size 2½ x 2½ inches

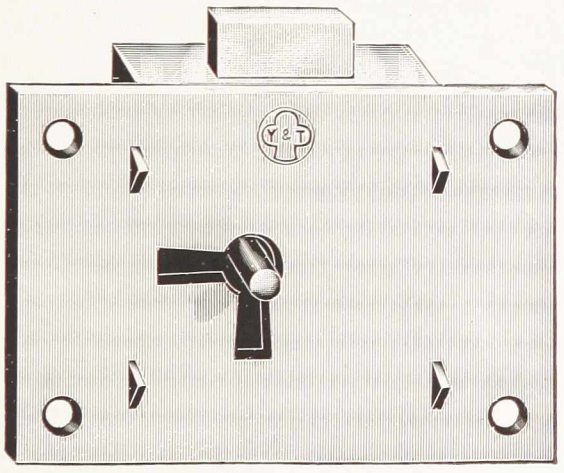

No. R487, size 1¾ x 2½ inches

No. R487 till lock

Not master-keyed

Iron solid square box, plate and broad heavy bolt. Double key-way for drawers or cupboards. May be attached without cutting wood.

Malleable iron keys, from No. W7 blank, 12 to the dozen. Key changes, alike. Back spring.

Drop or distance from edge of plate to centre of key pin as below.

No.		
R487	Size 1¾ x 2½ ins.	Drop $\frac{13}{16}$ in.

1 dozen in a paper box.

Cuts full size

Drawer Locks

Barrel key





No. R461, size 1¼ x 1⅝ inches

No. R460 series

Not master-keyed

Material of plate as below. Iron box (Nos. R465 to R474, unpolished) and narrow bolt. Nos. R465 to R474 have double key-way for drawers or cupboards.

Flat bow malleable iron keys, from blanks as below, 12 to the dozen. Key changes, alike.

Drop or distance from selvedge to centre of key pin as below.

No.	Size	Drop	Plate	Blank
R460	1⅛ x 1½ ins.	½ in.	Iron	S21
RA460	" "	" "	Brass	"
R461	1¼ x 1⅝ "	" "	Iron	R461
RA461	" "	" "	Brass	"
R465	1¾ x 2¼ "	11/16 "	Iron	R465

1 dozen in a paper box.

No.	Size	Drop	Plate	Blank
RA465	1¾ x 2¼ ins.	11/16 in.	Brass	R465
R466	1½ x 2¼ "	⅝ "	Iron	R466
RA466	" "	" "	Brass	"
R474	2 x 2⅜ "	1 "	Iron	R474

Flat key type

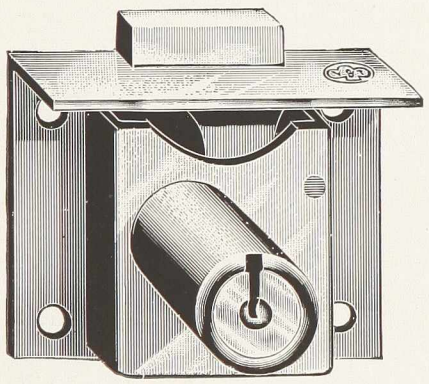

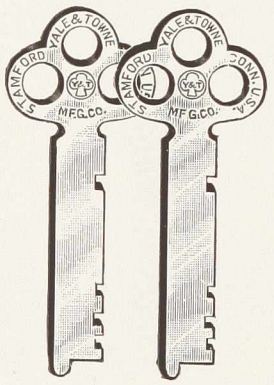

No. R295, size 1½ x 1¾ inches

No. R290 series

Master-keyed as below

Material of solid square screwed box, broad heavy bolt, plate and square polished selvedge as below. Iron tube (Nos. R290 and RA290, brass tube).

Nickel plated flat steel keys, from blanks as below, 24 to the dozen.

2 secure levers. 12 *regular* key changes; possible and master-key changes as below at an additional price.

For ⅞ inch wood: furnished to special order for any thickness of wood.

Drop or distance from edge of selvedge to centre of tube as below.

Spring bolt

With 30 possible key changes; polished keys

No.	Size	Drop	Material	Blank
R290	1¾ x 1¾ ins.	¾ in.	Iron	R290
RA290	" "	" "	Brass*	"

* Cast bolt.

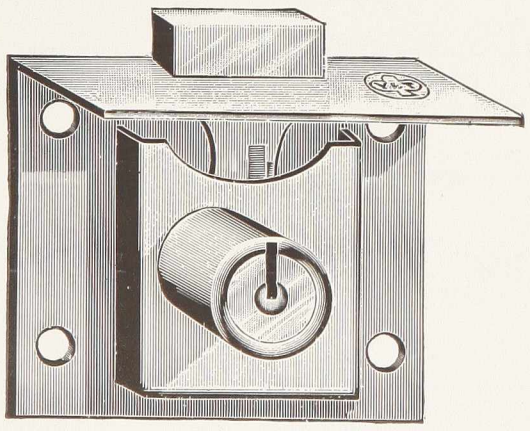



No. R299, size 1¾ x 2 inches

Dead bolt

With 1290 possible key changes; 210 master-keyed

R299	1¾ x 2 ins.	⅞ in.	Iron	R295
RA299	" "	" "	Brass	"

Dead bolt

With 7790 possible key changes; 1290 master-keyed

R295	1½ x 1¾ ins.	¾ in.	Iron	R295
RA295	" "	" "	Brass	"
R300	1¾ x 2 "	⅞ "	Iron	R310
RA300	" "	" "	Brass	"

1 dozen in a paper box.

YALE

When ordering give list number and thickness of wood.

Cuts full size

Drawer Locks

Flat key

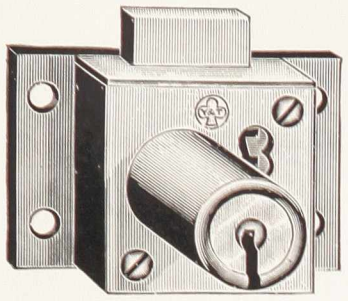

No. R293, size 1 x 1½ inches

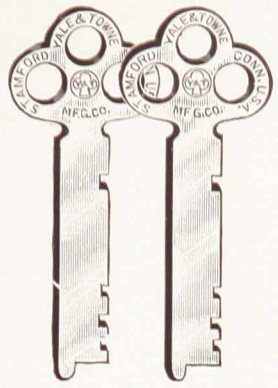

No. R293 series

Not master-keyed

Material of plate, solid square screwed box and broad heavy bolt as below. Square selvedge. Brass nose.

Nickel plated flat steel keys, from No. R295 blank, 24 to the dozen. 3 secure levers. 12 *regular* key changes; 60 possible key changes at an additional price.

For ⅞ inch wood: furnished to special order for any thickness of wood.

Drop or distance from edge of selvedge to centre of nose ½ inch.

No.	Size		
R293	Size 1 x 1½ ins.	Iron plate, box and bolt	1 dozen in a paper box.
RA293	Size 1 x 1½ ins.	Brass plate, box and bolt	



No. R294, size 1⅛ x 1½ inches



No. R294 series

Not master-keyed

Material of plate, solid square screwed box and broad heavy bolt as below. Square selvedge. Brass nose.

Nickel plated flat steel keys, from No. S150 blank, 24 to the dozen. 3 secure levers. 12 *regular* key changes; 60 possible key changes at an additional price.

For ⅞ inch wood: furnished to special order for any thickness of wood.

Drop or distance from edge of selvedge to centre of nose ½ inch.

No.	Size		
R294	Size 1⅛ x 1½ ins.	Iron plate, box and bolt	1 dozen in a paper box.
RA294	Size 1⅛ x 1½ ins.	Brass plate, box and bolt	

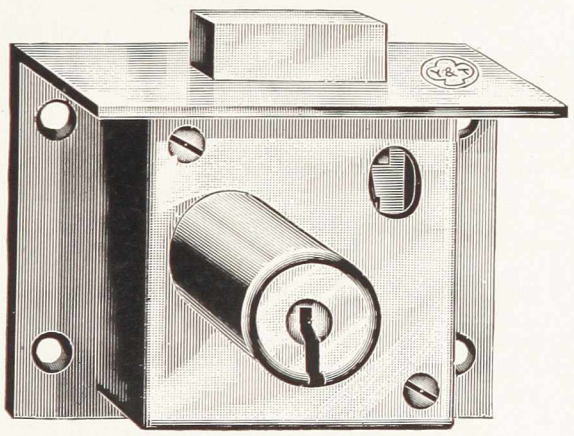

No. R310, size 1¾ x 2¼ inches

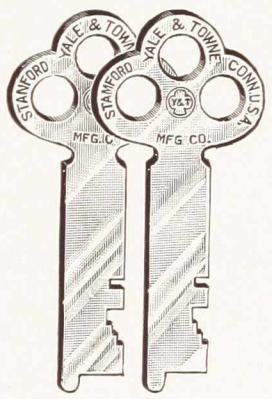

No. R310 series

Master-keyed as below

Material of plate, solid square screwed box and broad heavy bolt as below. Square selvedge. Brass nose.

Polished nickel plated flat steel keys, from No. R310 blank, 24 to the dozen. 3 secure levers. 12 *regular* key changes; 7770 possible key changes; 1290 master-keyed changes at an additional price.

For ⅞ inch wood: furnished to special order for any thickness of wood.

Drop or distance from edge of selvedge to centre of nose as below.

No.	Size	Drop	Material
R310	1¾ x 2¼ ins.	⅞ in.	Iron
RA310	" "	" "	" †
RA311	" "	" "	Brass
RA312	1¾ x 2½ "	" "	"
RA313*	2 x 2½ "	" "	"
RA314	" "	1 "	"
RA315*	" "	" "	"

No.	Size	Drop	Material
RA316	2¼ x 2½ ins.	1¼ ins.	Brass
RA317*	" "	" "	"
RA318	2½ x 2½ "	1½ "	"
RA319*	" "	" "	"
RA320	2⅞ x 2½ "	2 "	"
RA321*	" "	" "	"

*Nickel plated nose. †Brass plate. 1 dozen in a paper box.

Cuts full size

Drawer Locks

Flat key



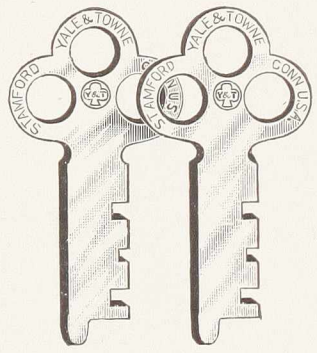

No. R272, size 1¾ x 1½ inches

No. R272 series

Sub-Treasury

Master-keyed as below

Material of plate, bolt and solid square screwed box as below.

Nickel plated flat steel keys, from blanks as below, 24 to the dozen. 2 secure levers. 12 *regular* key changes; possible and master-keyed changes as below at an additional price.

For any thickness of wood or metal which must always be specified.

Drop or distance from edge of lock to centre of nose, ⅞ inch.

Thin bolt. 3 screw holes in box

1290 possible key changes; 210 master-keyed

No.	Size	Plate	Box and bolt	Blank
R274	1¾ x 1½ ins.	Iron	Iron	R274
RA274	" "	Brass	"	"
RA275	" "	"	Brass	"

Heavy bolt. 4 screw holes in box

7770 possible key changes; 1290 master-keyed

No.	Size	Plate	Box and bolt	Blank
R272	1¾ x 1½ ins.	Iron	Iron	R310
RA272	" "	Brass	"	"
RA273	" "	"	Brass	"

1 dozen in a paper box.



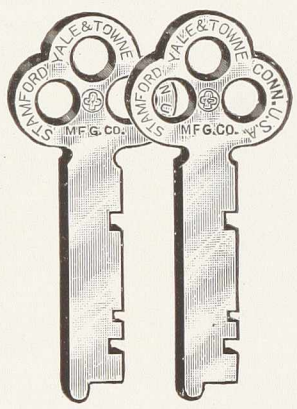

No RA378, size 1⅜ x 1 inches

No. RA378 series

Sub-Treasury

Not master-keyed

All brass. Solid square box. Heavy bolt. Nickel plated nose cut for drawer or cupboard.

Nickel plated flat steel keys, from No. R290 blank, 24 to the dozen. 4 secure levers. 12 *regular* key changes; 300 possible key changes at an additional price.

For any thickness of wood or metal which must always be specified.

Drop or distance from edge of lock to centre of nose, ¾ inch.

No.	Size	
RA378	Size 1⅜ x 1 ins.	Dead bolt
RA379	" "	Spring bolt

1 dozen in a paper box.

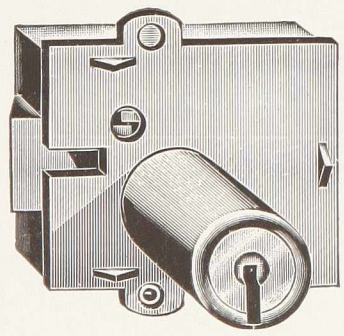

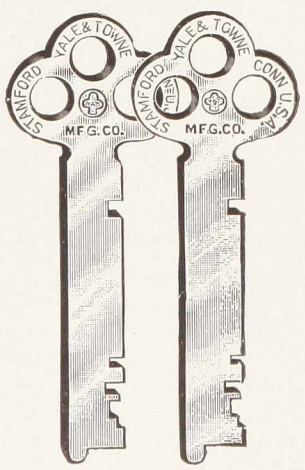

No. RA393, size 1⅛ x 1⅜ inches

No. RA393 series

Sub-Treasury

Master-keyed as below

Material as below. Heavy wrought box.

Nickel plated flat steel keys, from No. R295 blank, 24 to the dozen. 12 *regular*, possible and master-keyed changes as below at an additional price.

For any thickness of wood or metal which must always be specified.

Drop or distance from edge of lock to centre of nose, ⅝ inch.

Spring bolt

7770 possible and master-key changes

No.	Size	Material	Levers	Blank
R393	1⅛ x 1⅜ ins.	Iron	4	R295
RA393	" "	Brass	"	"

Dead bolt

1290 possible; 210 master-keyed changes

R394	1⅛ x 1⅜ ins.	Iron	2	R295
RA394	" "	Brass	"	"

1 dozen in a paper box.

YALE

When ordering give list number and thickness of wood or metal.

Cuts full size

Drawer Locks

Flat key

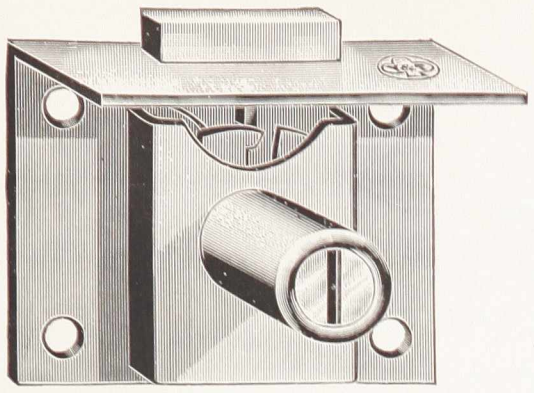

No. RA363, size 1⅝ x 2 inches

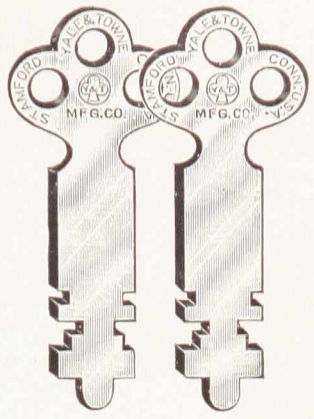

No. RA362 series

Master-keyed as below

All brass. Broad heavy bolt. Screwed box.

Nickel plated flat steel keys, from blanks as below, 24 to the dozen. 2 secure levers. 12 *regular* key changes; 252 possible key changes. 60 master-keyed changes (except No. RA362, which has 60 possible key changes *only* and *cannot* be master-keyed) at an additional price.

For ⅞ inch wood: furnished to special order for any thickness of wood.

Drop or distance from edge of selvedge to centre of nose as below.

No.	Size	Drop	Blank	No.	Size	Drop	Blank
RA362	1½ x 1¾ ins.	¾ in.	R360	**RA365**	2¼ x 2¼ ins.	1½ ins.	51
RA363*	1⅝ x 2 "	⅞ "	RA363	**RA366**	2¾ x 2¼ "	2 "	"
RA364	2 x 2 "	1¼ "	51	**RA367**	2 x 3 "	1¼ "	"

* Polished keys. 1 dozen in a paper box.

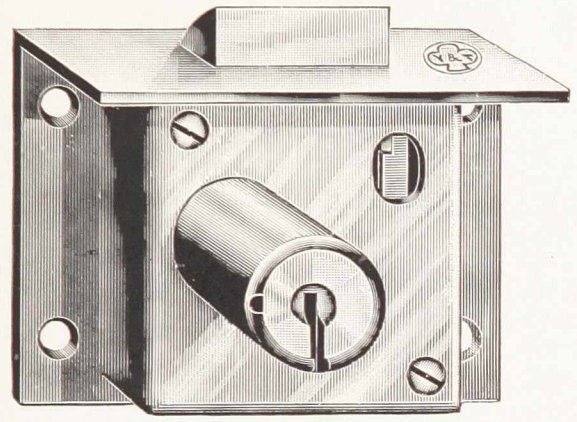

No. RA390, size 1¾ x 2¼ inches

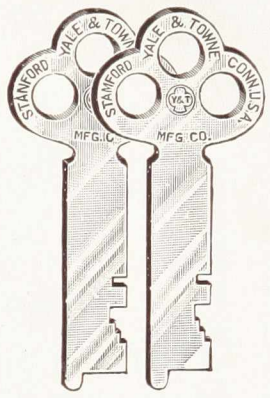

No. RA390 series

Master-keyed as below

Brass plate, strike and solid square screwed box. Square selvedge. Cast latch bolt. Nose cut for drawers or cupboards.

Polished nickel plated flat steel keys, from blanks as below, 24 to the dozen. 3 secure levers. 12 *regular* key changes, 1290 possible key changes; 210 master-keyed changes at an additional price.

For ⅞ inch wood: furnished to special order for any thickness of wood.

Drop or distance from edge of selvedge to centre of nose as below.

No.	Size	Drop	Blank
RA390	Size 1¾ x 2¼ ins.	Drop, ⅞ in.	No. R310 blank
RA391	" 2 x 2½ "	" 1 "	" " "

1 dozen in a paper box.

No.		
RA392*	Size 1¾ x 2½ ins.	Drop, ⅞ in. No. R310 blank

* Latch bolt may be stopped back, in its retracted position, by means of a sliding stop located on back of plate. It is especially adapted for drawers where one drawer secures several other, and it is not convenient to leave the locking drawer open. By stopping back the latch bolt, any trouble from this condition may be avoided.

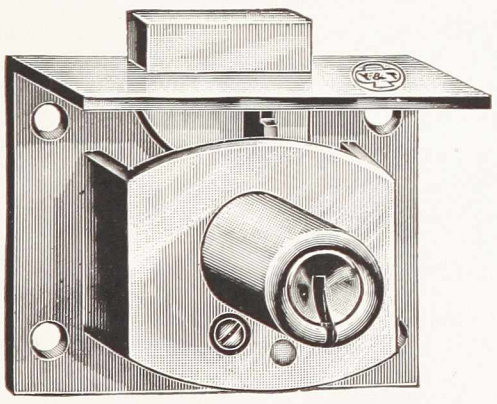

No. RA395, size 1¾ x 2 inches



No. RA395 series

Master-keyed as below

All brass. Solid square cast box, screwed. Cast nose. Square selvedge.

Polished nickel plated flat steel keys, from blanks as below, 24 to the dozen. 3 secure levers. 12 *regular* key changes; possible and master-keyed changes as below at an additional price.

For ⅞ inch wood: furnished to special order for any thickness of wood.

Drop or distance from edge of selvedge to centre of nose, ⅞ inch.

7770 possible key changes; 1220 master-keyed

No.		
RA395	Size 1¾ x 2 ins.	No. R395 blank
RA396	" 1¾ x 2¼ "	" " "

1 dozen in a paper box.

252 possible key changes; 60 master-keyed

No.		
RA397	Size 1¾ x 2¼ ins.	No. R310 blank
RA398	" 1⅞ x 2½ "	" " "

Cuts full size

When ordering give list number and thickness of wood.

YALE

Cuts full size

Drawer Locks

Flat key



No. R360, size 1⅞ x 1⅝ inches



No. R360 series

Master-keyed as below

Material of plate and box as below. Broad brass bolt. May be applied without mortising.

Nickel plated flat steel keys, from blanks as below, 24 to the dozen. 2 secure levers. 12 *regular* key changes; 1020 possible and 252 master-keyed changes at an additional price.

For ⅞ inch wood: furnished to special order for any thickness of wood.

Drop or distance from edge of box to centre of nose as below.

No.	Size	Drop	Material	Blank
R360	1⅞ x 1⅝ ins.	1⅛ ins.	Iron	R360
RA360	" "	" "	Brass	"

1 dozen in a paper box.

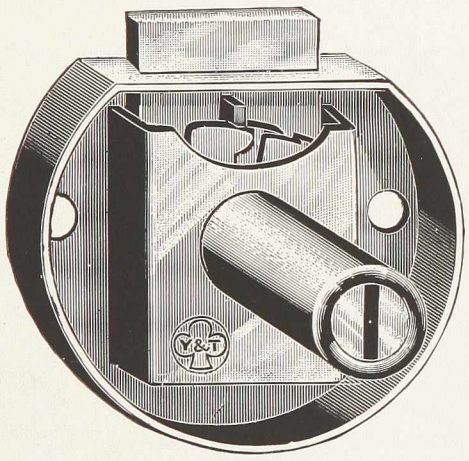

No. RA369, size 1¾ x 2 inches

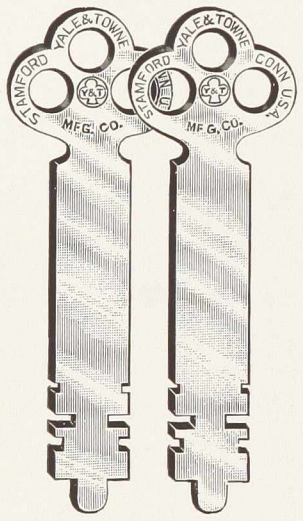

No. RA369 lock

Not master-keyed

All brass. Circular box. Screwed. Broad heavy bolt. May be applied rim or flush. Special tool may be furnished to cut mortise at one operation.

Nickel plated flat steel keys, from No. R369 blank, 24 to the dozen. 2 secure levers. 12 *regular* key changes; 60 possible key changes at an additional price.

For ⅞ inch wood: furnished to special order for any thickness of wood.

Drop or distance from edge of box to centre of nose ¾ inch.

No.	Size	Drop
RA369	Size 1¾ x 2 ins.	Drop ¾ in.

1 dozen in a paper box.

Standard type No. 901 series

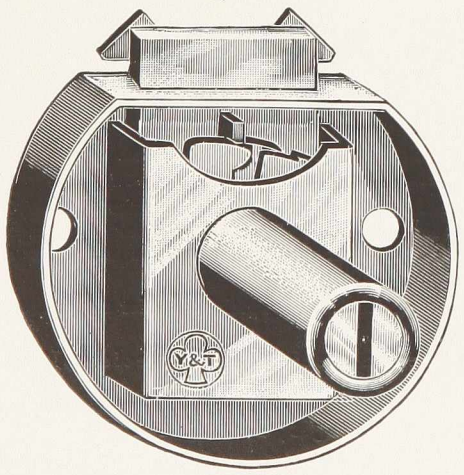

No. 901, size 1¾ x 2 inches

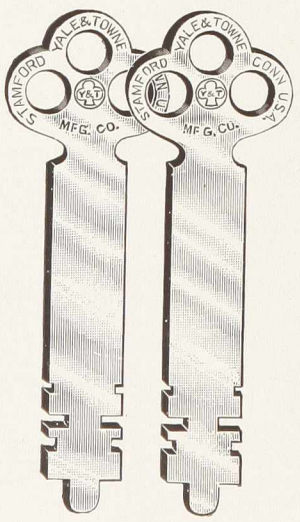

Not master-keyed

All brass. Circular box. Heavy bolt. Hook bolt locks with brass strikes. Buffed nose; may be furnished nickel plated to special order and at an additional price. May be applied rim or flush Special tool may be furnished to cut mortise at one operation.

Nickel plated flat steel keys, from blanks as below, 24 to the dozen. Key changes, 12. 2 secure levers.

For wood as below: furnished to special order for any thickness of wood.

Drop or distance from edge of box to centre of nose as below.

Hook bolt

No.	Size	Drop	For wood	Blank
901	1¾ x 2 ins.	¾ in.	½ in	51
903	" "	" "	¾ "	52
905	" "	" "	⅞ "	"

1 dozen in a paper box with strikes.

Dead bolt

921	1¾ x 2 ins.	¾ in.	½ in.	51
923	" "	" "	¾ "	52
925	" "	" "	⅞ "	"

1 dozen in a paper box.

YALE

When ordering give list number and thickness of wood.

Cuts full size

Drawer Locks

Standard type



No. 951, size 1½ x 1¾ inches

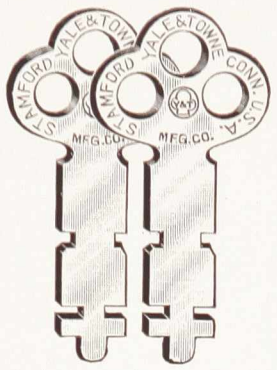

No. 941 series

Not master-keyed

All brass. Solid screwed box. Heavy bolt. Hook bolt locks with brass strikes. Square selvedge. Buffed nose; may be furnished nickel plated to special order and at an additional price.

Nickel plated flat steel keys, from blanks as below, 24 to the dozen. 2 secure levers. Key changes, 12; No. 951, 252 possible key changes at an additional price.

For wood as below: furnished to special order for any thickness of wood.

Drop or distance from edge of cylinder to centre of nose as below.

Hook bolt

No.	Size	Drop	For Wood	Blank
941	1⅝ x 2 ins.	⅞ in.	½ in.	50
943	" "	" "	¾ "	51
945	" "	" "	⅞ "	"

1 dozen in a paper box with strikes.

Dead bolt

951	1½ x 1¾ ins.	¾ in.	½ in.	50
953	" "	" "	¾ "	51
955	1½ x 2½ "	⅝ "	⅞ "	"

1 dozen in a paper box.



No. 961, size 1⅝ x 2 inches

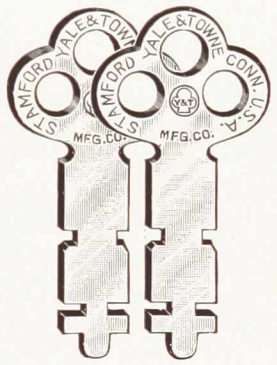

No. 961 series

Not master-keyed

All brass. Solid screwed box. Heavy bolt (No. 966 has latch bolt). Buffed nose; may be furnished nickel plated to special order and at an additional price.

Nickel plated flat steel keys, from blanks as below, 24 to the dozen. 2 secure levers. Key changes, 12; No. 971, 252 possible key changes at an additional price.

For wood as below: furnished to special order for any thickness of wood.

Drop or distance from edge of selvedge to centre of nose as below.

No.	Size	Drop	For Wood	Blank
961	1⅝ x 2 ins.	⅞ in.	½ in.	50
963	"	" "	¾ "	51
965	"	" "	⅞ "	"
966	"	" "	" "	"
971	2 x 2 ins.	1¼ ins.	½ in.	50
972	"	" "	¾ "	51
973	"	" "	⅞ "	"
981	2¼ x 2½ ins	1½ ins.	½ in.	50
983	"	" "	¾ "	51
985	"	" "	⅞ "	"

1 dozen in a paper box.

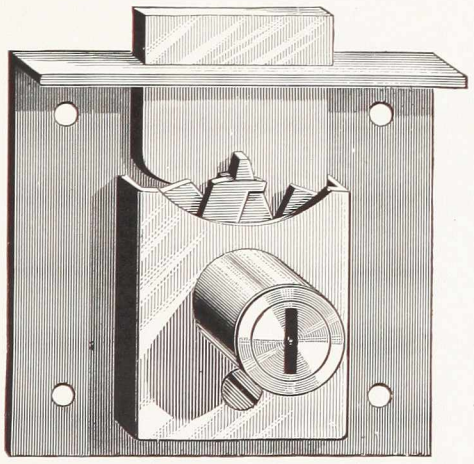

No. 971, size 2 x 2 inches

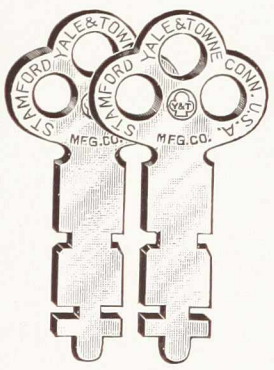

Drawer Locks

Cuts full size

Pin-tumbler



No. 563, size 1⅞ x 2¼ inches



No. 563 series

Master-keyed in one set of any number of changes usually required, all different, with a master-key to pass all locks; or in any number of sets required, each set having any number of changes, all changes different, with master-key to pass the locks in each set, and a grand master-key to pass all the locks. Can be master-keyed with any other Yale pin-tumbler locks using the same type of cylinder. For further information concerning master-keyed locks see page 97.

All brass. Solid box, screwed. Broad heavy bolt. Square selvedge. Cylinder 1⅛ inches diameter, buffed nose; may be furnished nickel plated to special order.

Paracentric keys, nickel-bronze, coined, gold plated bows, from No. 9 blank, 24 to the dozen. Changes practically unlimited.

For wood as below: furnished to special order for any thickness of wood at an additional price.

Drop or distance from edge of selvedge to centre of cylinder as below.

No.	Size	Drop	For wood
563	1⅞ x 2¼ inches	1 in.	⅞ in.
5263	1⅞ x 3 "	" "	" "

No.	Size	Drop	For wood
569	1⅞ x 2¼ inches	1¼ in.	⅞ in.

Each in a paper box.



No. 563S, size 1⅞ x 2¼ inches



No. 563S lock

Self-locking

Master-keyed as No. 563 series above

All brass. Solid box, screwed. Broad heavy spring bolt with strike. Square selvedge. Cylinder 1⅛ inches diameter, buffed nose; may be furnished nickel plated to special order and at an additional price.

Paracentric keys, nickel-bronze, coined, gold plated bows, from No. 9 blank, 24 to the dozen. Changes practically unlimited.

For wood as below: furnished to special order for any thickness of wood.

Drop or distance from edge of selvedge to centre of cylinder as below.

No.	Size	Drop	For wood
563S	1⅞ x 2¼ inches	1 in.	⅞ in.

Each in a paper box with strike.



No. 571, size 2⅜ x 2¼ inches



No. 571 series

Master-keyed as No. 563 series above

All brass. Solid box, screwed. Broad heavy bolt. Square selvedge. Cylinder 1⅛ inches diameter, buffed nose; may be furnished nickel plated to special order and at an additional price.

Paracentric keys, nickel-bronze, coined, gold plated bows, from No. 9 blank, 24 to the dozen. Changes practically unlimited.

For wood as below: furnished to special order for any thickness of wood.

Drop or distance from edge of selvedge to centre of cylinder as below.

No.	Size	Drop	For wood
571	2⅜ x 2¼ inches	1½ in.	¾ in.
573	" "	" "	⅞ "

Each in a paper box.

YALE

When ordering give list number and thickness of wood.

Cuts full size

Drawer Locks

Pin-tumbler



No. 5551, size 1½ x 2 inches



No.	Size	Drop	For wood
5551	1½ x 2 inches	¾ in.	¾ in.
5553	" "	" "	⅞ "

No. 5551 series

Master-keyed in one set of any number of changes usually required, all different, with a master-key to pass all locks; or in any number of sets required, each set having any number of changes, all changes different, with master-key to pass the locks in each set, and a grand master-key to pass all the locks. Can be master-keyed with any other Yale pin-tumbler locks using the same type of cylinder. For further information concerning master-keyed locks see page 97.

All brass. Solid box, screwed. Broad heavy bolt. Square selvedge. Cylinder ⅞ inch diameter, buffed nose; may be furnished nickel plated to special order and at an additional price.

Paracentric keys, nickel-bronze, coined, gold plated bows, from No. 10 blank, 24 to the dozen. Changes practically unlimited.

For wood as below: furnished to special order for any thickness of wood.

Drop or distance from edge of selvedge to centre of cylinder as below.

No.	Size	Drop	For wood
5561	1¾ x 2 inches	1 in.	¾ in.
5563	" "	" "	⅞ "

Each in a paper box.



No. 5553S, size 1½ x 2 inches



No.	Size	Drop	For wood
5553S	1½ x 2 inches	¾ in.	⅞ in.

No. 5553S series

Self-locking

Master-keyed as No. 5551 series above

All brass. Solid box, screwed. Broad heavy spring bolt with strike. Square selvedge. Cylinder ⅞ inch diameter, buffed nose; may be furnished nickel plated to special order and at an additional price.

Paracentric keys, nickel-bronze, coined, gold plated bows, from No. 10 blank, 24 to the dozen. Changes practically unlimited.

For wood as below: furnished to special order for any thickness of wood.

Drop or distance from edge of selvedge to centre of cylinder as below.

No.	Size	Drop	For wood
5563S	1¾ x 2 inches	1 in.	⅞ in.

Each in a paper box with strike.

Combination type



No. 0161, size 2 x 2 inches

No. 0161 series

All brass. Solid box, screwed. Square selvedge. May be applied by boring hole for dial.

For any thickness of wood, which must always be specified.

Drop or distance from edge of selvedge to centre of dial as below.

2 tumblers: 500 combinations

No.	Size	Drop	Throw of bolt
0161	2 x 2 inches	1⅜ in	¼ in.
0161½	" "	" "	7/16 "

3 tumblers: 11000 combinations

No.	Size	Drop	Throw of bolt
0163	2 x 2 inches	1⅜ in.	¼ in.
0163½	" "	" "	7/16 "

Each in a paper box with directions for operating and changing combination.

Cuts full size

Locker Locks

Flat key

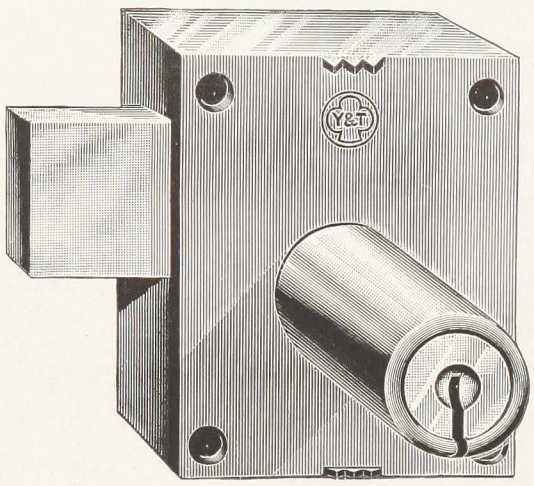

No. W120, size 2 x 1⅝ inches

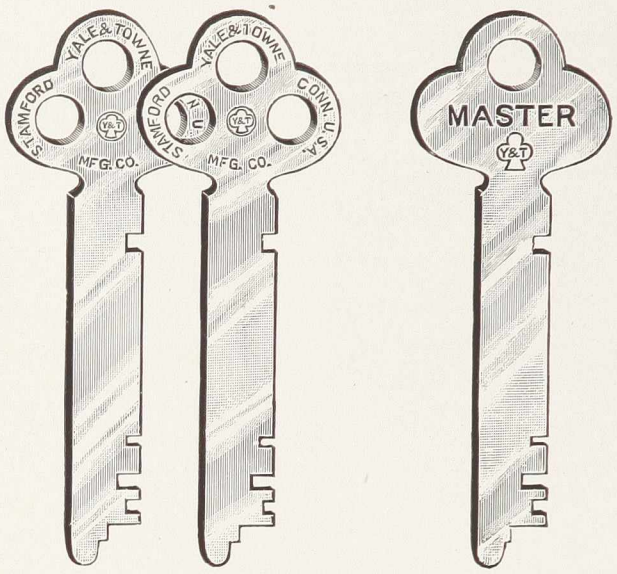

Regularly master-keyed as below

Material of plate and solid square box as below. Broad heavy brass bolt, ⅝ inch throw, shoots right and left. Nickel plated flat steel keys, from No. S157 blank, 24 to the dozen. 5160 master-keyed changes. 5 secure levers. For ⅞ inch wood: furnished to special order for any thickness of wood.

No.	Size	Material	Blank	No.	Size	Material	Blank
W120	2 x 1⅝ inches	Iron	S157	**WA120**	2 x 1⅝ inches	Brass	S157

1 dozen in a paper box.



No. W123, size 3 x 1⅝ inches

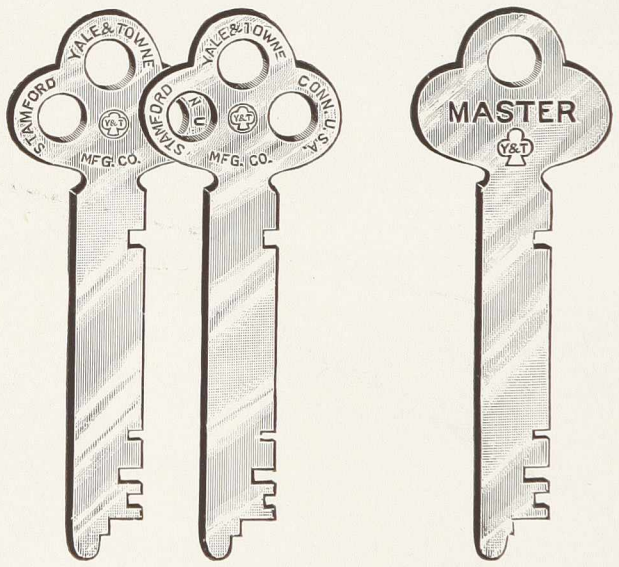

Regularly master-keyed as below

Material of plate and solid square box as below. Broad heavy brass bolt, ⅝ inch throw, shoots right and left. Nickel plated flat steel keys, from No. S157 blank, 24 to the dozen. 5160 master-keyed changes. 5 secure levers. For ⅞ inch wood: furnished to special order for any thickness of wood.

No.	Size	Material	Blank	No.	Size	Material	Blank
W123	3 x 1⅝ inches	Iron	S157	**WA123**	3 x 1⅝ inches	Brass	S157

1 dozen in a paper box.

YALE

When ordering give list number and thickness of wood.

Cuts full size

Locker Locks

Flat key

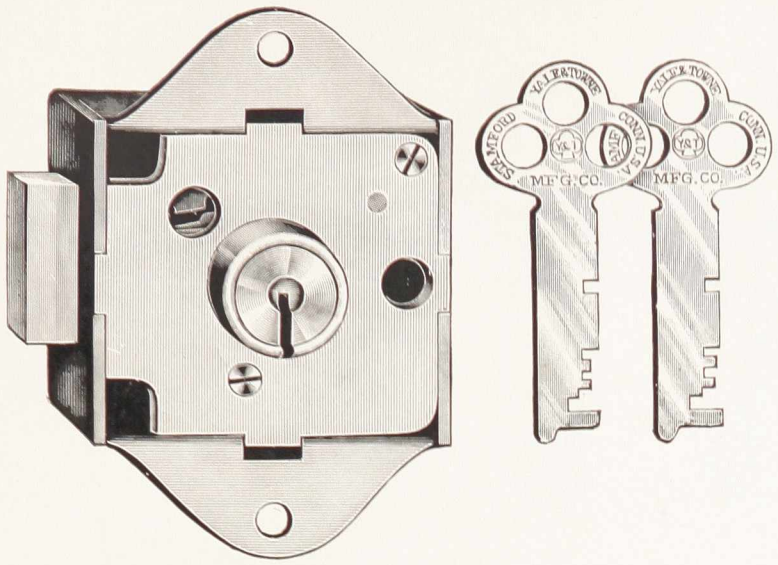

No. R381½, size 1½ x 1¾ inches

No. R380½ series

For metal lockers

Regularly master-keyed as below

Material: Heavy japanned wrought steel box, screwed. Heavy cast bronze bolt. Brass nose; may be furnished nickel plated to special order and at an additional price.

Nickel plated flat steel keys, from No. R310 blank, 24 to the dozen. 3 secure levers. 12 *regular* key changes; possible and master-keyed changes as below at an additional price.

For doors of either hand. Backset or distance from edge of lock to centre of nose ⅞ inch.

Dead bolt
7770 possible key changes; 1290 master-keyed

No.	Size	Case	Backset	Blank
R381½	1½ x 1¾ inches	Steel	⅞ inch	R310
RA381½	" "	Brass	" "	"

1 dozen in a paper box.

Spring bolt
1290 possible key changes; 210 master-keyed

No.	Size	Case	Backset	Blank
R380½	1½ x 1¾ inches	Steel	⅞ inch	R310
RA380½	" "	Brass	" "	"

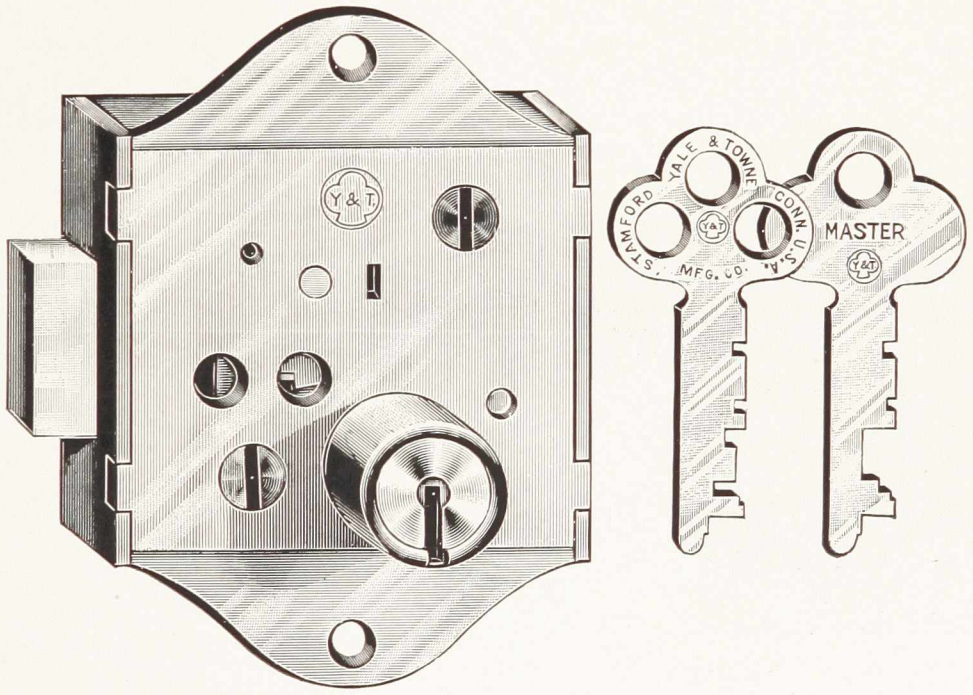

No. R387, size 2 x 2¼ inches

For metal lockers; regularly master-keyed as below

Material: Heavy japanned wrought steel box, screwed. Heavy brass bolt. Brass nose at bottom of case; may be furnished nickel plated to special order and at an additional price. Nickel plated flat steel keys, from No. S157 blank, 24 to the dozen. 3 secure levers. 1290 *regular* key changes; 7770 possible key changes; 1290 master-key changes at an additional price. Specify hand when ordering. Backset or distance from edge of lock to centre of nose 1¼ inches.

Dead bolt

No.		
R387	Size 2 x 2¼ inches	Backset 1¼ inches

1 dozen in a paper box.

Spring bolt

No.		
R384½	Size 2 x 2¼ inches	Backset 1¼ inches

Cuts full size

Locker Locks

Pin-tumbler



No. 531, size 2 x 1½ inches

No. 531 series

Master-keyed in one set of any number of changes usually required, all different, with a master-key to pass all locks; or in any number of sets required, each set having any number of changes, all changes different, with master-key to pass the locks in each set, and a grand master-key to pass all the locks. Can be master-keyed with any other Yale pin-tumbler locks using the same type of cylinder. For further information concerning master-keyed locks see page 97.

Material: Bronze plate, box and heavy swing bolt with ¾ inch throw. Brass cylinder 1⅛ inches diameter, buffed nose; may be furnished nickel plated to special order and at an additional price.

Paracentric keys, nickel-bronze, coined, gold plated bows, from No. 8 blank, 24 to the dozen. Changes practically unlimited.

For doors of either hand, thickness as below: furnished to special order for any thickness of wood at an additional price.

Backset or distance from edge of plate to centre of cylinder as below.

No.	Size	Backset	For wood	No.	Size	Backset	For wood
531	2 x 1½ ins.	¾ in.	¾ in.	**5333**	2 x 1½ ins.	¾ in.	⅞ in.

Each in a paper box.



No. 535, size 2 x 1½ inches

No. 535 series

Master-keyed in one set of any number of changes usually required, all different, with a master-key to pass all locks; or in any number of sets required, each set having any number of changes, all changes different, with master-key to pass the locks in each set, and a grand master-key to pass all the locks. Can be master-keyed with any other Yale pin-tumbler locks using the same type of cylinder. For further information concerning master-keyed locks see page 97.

Material: Bronze plate, box and heavy swing link bolt with ¾ inch throw. Brass strike. Brass cylinder 1⅛ inches diameter, buffed nose; may be furnished nickel plated to special order and at an additional price.

Paracentric keys, nickel-bronze, coined, gold plated bows, from No. 8 blank, 24 to the dozen. Changes practically unlimited.

For doors of either hand, thickness as below: furnished to special order for any thickness of wood at an additional price.

Backset or distance from edge of plate to centre of cylinder as below.

No.				
535	Size 2 x 1½ inches	Backset ¾ inch	For ¾ inch wood	24 keys from No. 8 blank

Each in a paper box with strike.

YALE

When ordering give list number and thickness of wood.

Cuts full size

Wardrobe Locks

Barrel key



No. W1, size 1⅞ x ¾ inches

No. W1 series

Not master-keyed

Material of plate and solid square box as below. Iron bolt, shoots right and left. May be furnished copper plated and with ornamental bow bronze keys to special order and at an additional price.

Fine flat bow malleable iron keys, from blanks as below, 12 to the dozen. Key changes, alike. 1 tumbler.

No.	Size	Material	Blank
W1	1⅞ x ¾ inches	Iron	W1-1¼ in.
WA1	" "	Brass	" "
W2	2 x 1 "	Iron	W3
WA2	" "	Brass	"

1 dozen in a paper box.



No. W3, size 2½ x 1¼ inches

No. W3 series

Not master-keyed

Material of plate and solid square box as below. Iron bolt, shoots right and left. May be furnished copper plated and with ornamental bow bronze keys to special order and at an additional price.

Fine flat bow malleable iron keys, from blanks as below, 12 to the dozen. Key changes, alike. 1 tumbler.

No.	Size	Material	Blank
W3	2½ x 1¼ inches	Iron	W3
WA3	" "	Brass	"

1 dozen in a paper box.

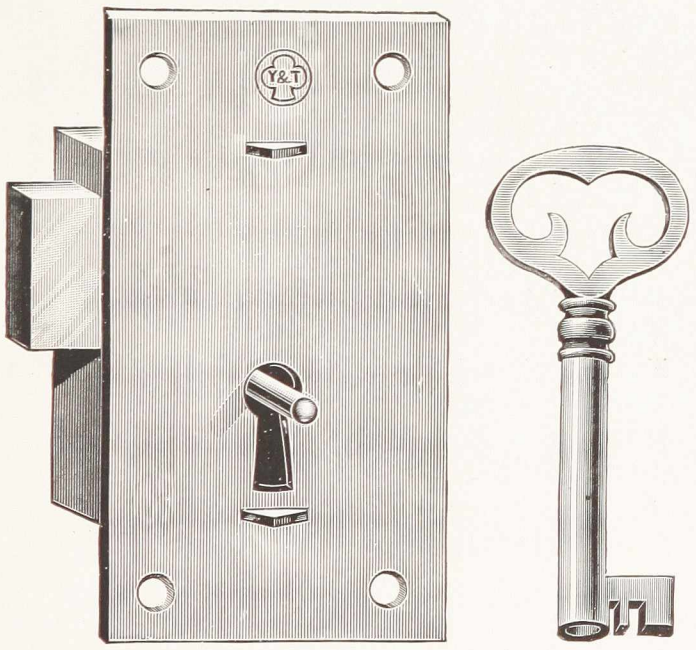

No. W7, size 3 x 1⅝ inches

No. W7 series

Not master-keyed

Material of plate and solid square box as below. Iron bolt, shoots right and left. May be furnished copper plated and with ornamental bow bronze keys to special order and at an additional price.

Fine flat bow malleable iron keys, from blanks as below, 12 to the dozen. Key changes, alike. 1 tumbler, 1 ward.

No.	Size	Material	Blank
W7*	3 x 1⅝ inches	Iron	W7
W8	" "	"	W12
WA8	" "	Brass	"
W9†	" "	Iron	WA46
W10	" "	"	W10
W12	3½ x 1⅞ "	"	W12
W12¼*	" "	"	"

* Unpolished lock and key.

† Unpolished, copper plated lock. Ornamental bow bronze key.

1 dozen in a paper box.

Cuts full size

Wardrobe Locks

Barrel key



No. W40, size 2¾ x 1¼ inches

No. W40 series

Master-keyed as below

Material of plate and solid square screwed box as below. Brass bolt (No. W44, iron), shoots right and left.

Fine flat bow keys, from blanks as below, 12 to the dozen. 12 *regular* key changes; 252 possible; 60 master-keyed (No. W44; 5000 possible; 2500 master-keyed). 2 secure levers.

No.	Size	Material	Blank
W40	2¾ x 1¼ ins.	Iron	S117, mal. iron
WA40	" "	Brass	SA118, brass
W42	3 x 1¼ "	Iron	S117, mal. iron
WA42	" "	Brass	SA118, brass
W44	3 x 1⅝ "	Iron	W46, mal. iron

1 dozen in a paper box.

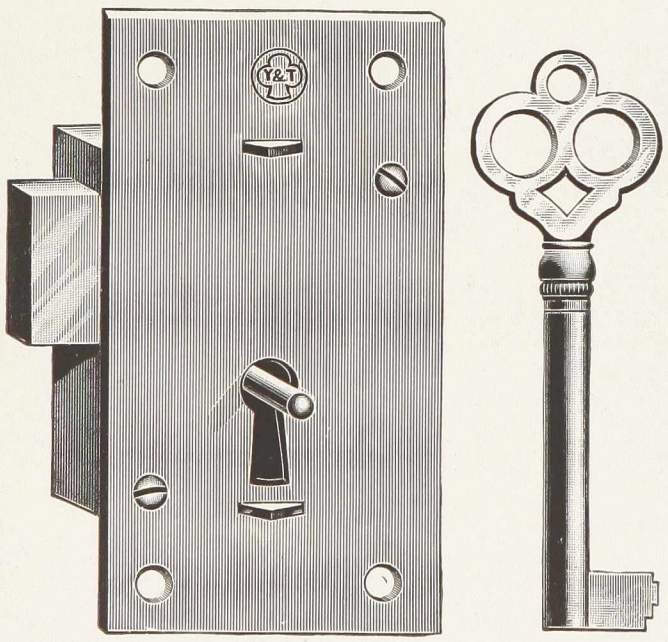

No. W46, size 3 x 1⅝ inches

No. W46 series

Master-keyed as below

Material of plate, solid square screwed box and bolt as below (Nos. W48, W52 and W54, box not screwed). Bolt shoots right and left.

Fine flat bow keys, from blanks as below, 12 to the dozen. 12 *regular* key changes; 252 possible; 60 master-keyed (Nos. W46 and WA46; 5000 possible; 2500 master-keyed). 2 secure levers.

No.	Size	Material	Bolt	Blank
W46	3 x 1⅝ ins.	Iron	Brass	W46, mal. iron
WA46	" "	Brass	"	WA46, bronze
W48*	3½ x 1⅞ "	Iron	Iron	W50, mal. iron
W50	3¼ x 1⅞ "	"	Brass	" " "
WA50	" "	Brass	"	WA50, bronze
W52	3½ x 1⅞ "	Iron	Iron	W50, mal. iron
W54	4 x 2⅛ "	"	"	" " "
W56	4 x 2⅜ "	"	Brass	W56, " "
WA56	" "	Brass	"	WA56, bronze

*Extra heavy bolt.

1 dozen in a paper box; Nos. W54, W56 and WA56, ½ dozen.

YALE

When ordering give list number.

Cuts full size

Wardrobe Locks

Flat key

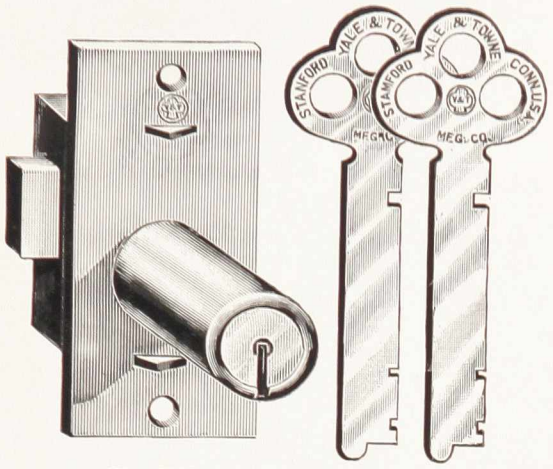

No. W98, size 1⅞ x ¾ inches

No. W98 series

Master-keyed as below

Material of plate and solid square screwed box as below. Brass bolt, shoots right and left.

Nickel plated flat steel keys, from blanks as below, 24 to the dozen. 2 secure levers. 12 *regular* key changes; 620 possible; 120 master-keyed (Nos. W98 and WA98; 252 possible; *not* master-keyed), at an additional price.

Dead bolt locks, for ⅞ inch doors of either hand. Spring bolt locks, specify hand when ordering. For any thickness to special order.

No.	Size	Material	Blank
W98	1⅞ x ¾ inches	Iron	S152
WA98	" "	Brass	"
W100	1⅞ x ⅞ "	Iron	S154
W100½*	" "	"	"
WA100	" "	Brass	"
WA100½*	" "	"	"

*Spring bolt, specify hand

1 dozen in a paper box.

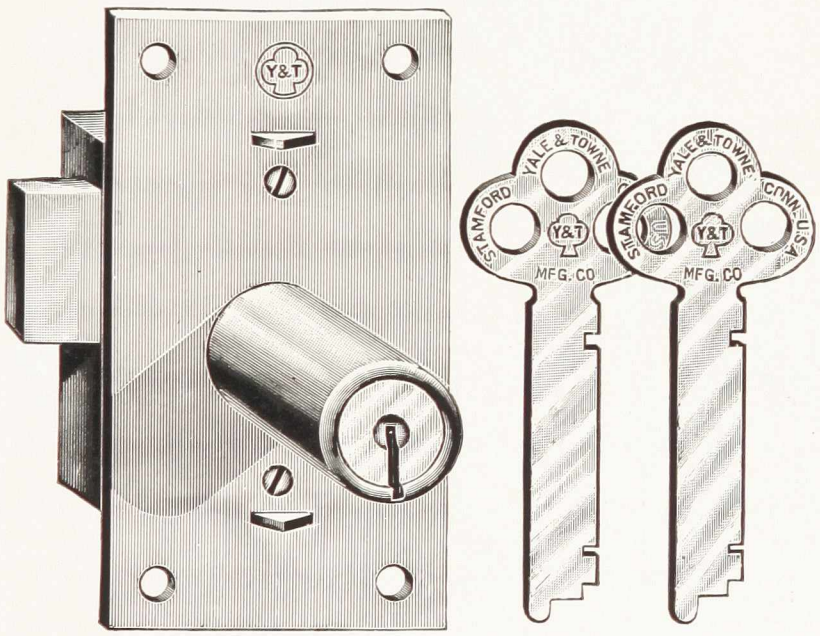

No. W103, size 3 x 1¾ inches

No. W102 series

Master-keyed as below

Material of plate and solid square screwed box as below. Brass bolt, shoots right and left.

Nickel plated flat steel keys, from blanks as below, 24 to the dozen. 2 secure levers. 12 *regular* key changes; 7770 possible; 1290 master-keyed, at an additional price.

Dead bolt locks, for ⅞, 1 and 1⅛ inch doors (assorted in the dozen) of either hand. Spring bolt locks, specify hand when ordering. For any thickness to special order.

No.	Size	Material	Blank
W102	2¾ x 1¼ inches	Iron	S155
W102½*	" "	"	"
WA102	" "	Brass	"
WA102½*	" "	"	"
W103	3 x 1¾ "	Iron	S157
WA103	" "	Brass	"

*Spring bolt, specify hand.

1 dozen in a paper box.

Cuts full size

Duplex Locks

Pin-tumbler



No. 6001, size 3 x 2 inches



No. 6001 series

For Cupboards

Master-keyed as explained on page 252

All brass. Screwed. Broad heavy bolt. Cylinders 1⅛ inches diameter, buffed noses; may be furnished nickel plated to special order and at an additional price.

Paracentric keys, nickel-bronze, coined, gold plated bows, from No. 8 blank, 24 to the dozen. Changes practically unlimited. Master-keys as ordered.

Backset or distance from edge of lock to centre of cylinders as below.

Dead bolt

No.	Size	Backset	For wood
6001	3 x 2 ins.	1 in.	⅞ in.
6003	" "	" "	1¼ "
6005	" "	" "	1½ "

Each in a paper box.

Spring bolt

No.	Size	Backset	For wood
6001S	3 x 2 ins.	1 in.	⅞ in.
6003S	" "	" "	1¼ "
6005S	" "	" "	1½ "

Each in a paper box with strike.



No. 6561, size 2¼ x 4 inches



No. 6561 series

For drawers

Master-keyed as explained on page 252

No.	Size	Drop	For wood
6561	2¼ x 4 ins.	1 in.	⅞ in.
6563	" "	" "	1¼ "
6565	" "	" "	1½ "

Each in a paper box.

All brass. Screwed. Broad heavy bolt. Cylinders 1⅛ inches diameter, buffed noses; may be furnished nickel plated to special order and at an additional price.

Paracentric keys, nickel-bronze, coined, gold plated bows, from No. 8 blank, 24 to the dozen. Changes practically unlimited. Master-keys as ordered.

YALE

When ordering give list number.

Cuts full size

Trunk Locks

Flat key



No. TS74J, size 2⅜ x 3⅛ inches



No. TS74J series

Not master-keyed

Iron plate and malleable iron hasp, black japanned. Brass escutcheon.

Flat steel keys, from blank as below, 12 to the dozen. Key changes, alike.

No.		
TS74J	Size 2⅜ x 3⅛ ins.	No. TS70 blank
TS77J	" 2⅜ x 3½ "	" " "

1 dozen in a paper box.

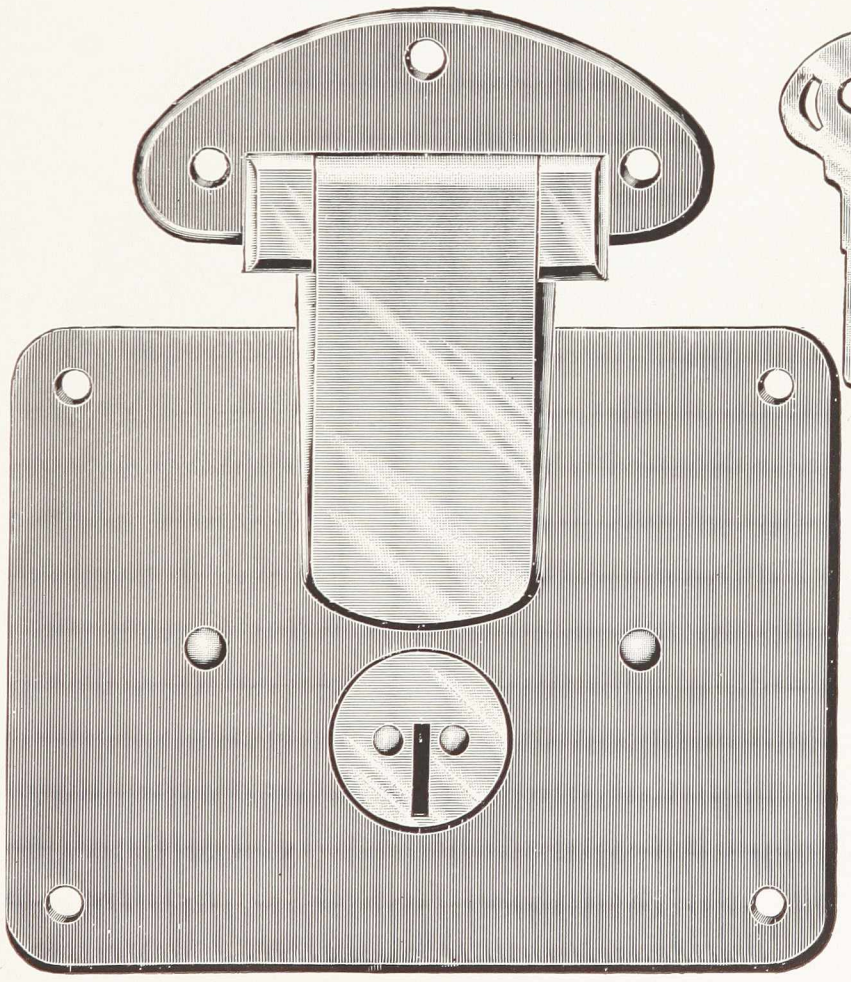

No. TS82J, size 3 x 3⅞ inches

No. TS82J series

Not master-keyed

Iron plate and malleable iron hasp, black japanned. Brass escutcheon.

Flat steel keys, from blank as below, 12 to the dozen. Key changes, alike.

No.		
TS82J	Size 3 x 3⅞ ins.	No. TS79 blank
TS86J	" 3⅜ x 4⅝ "	" " "

1 dozen in a paper box.

Trunk Locks

Barrel key

Cuts full size

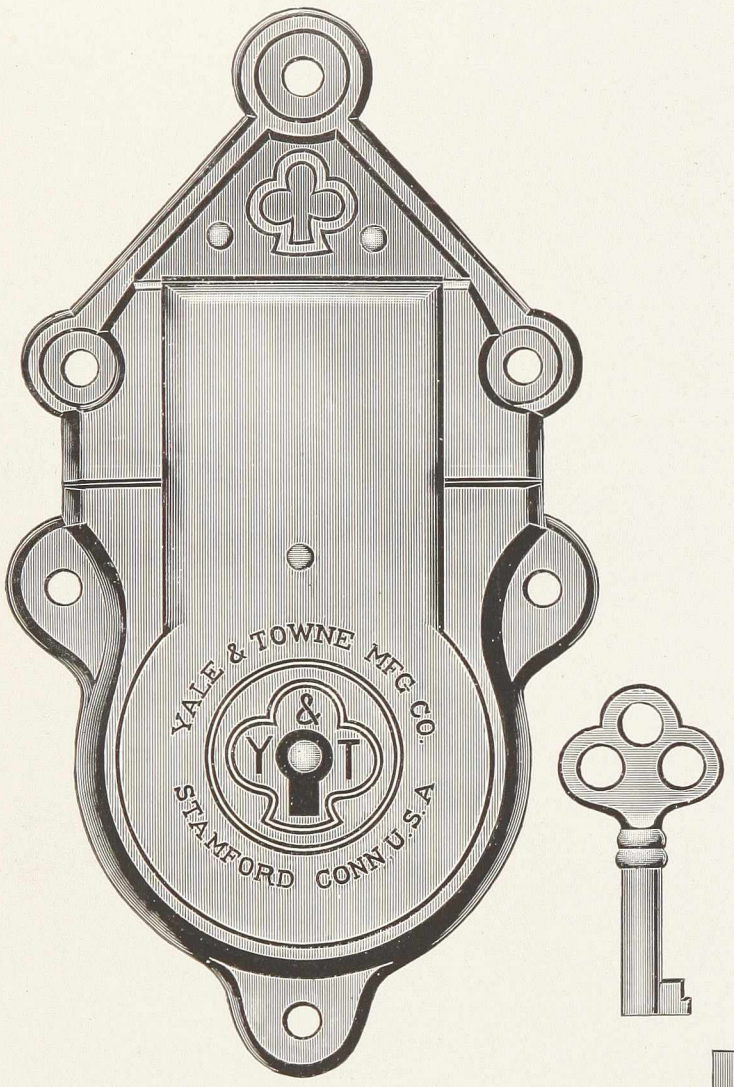

No. TS250½A

No. TS250½A lock

Applied without cutting

Not master-keyed

Brass plated malleable iron plate and hasp.
Flat bow malleable iron keys, from No. TS250 blank, 12 to the dozen. Key changes, alike.

No.		
TS250½A	. . . . .	Size 5 x 2¾ inches

1 dozen in a paper box.

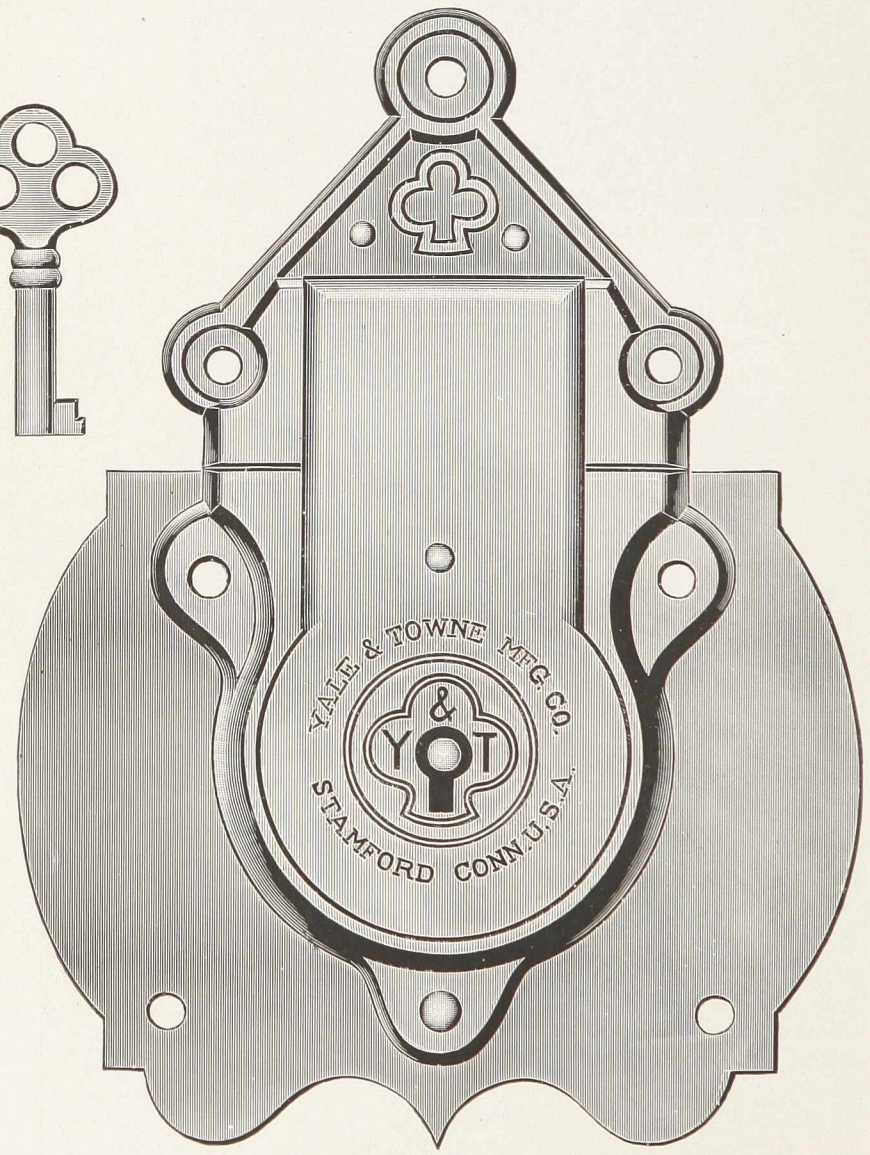

No. TS255½A

No. TS255½A lock

Applied without cutting

Not master-keyed

Brass plated malleable iron plate and hasp.
Flat bow malleable iron keys, from No. TS250 blank, 12 to the dozen. Key changes, alike.

No.		
TS255½A	. . .	Size 5½ x 4 inches

1 dozen in a paper box.

YALE

When ordering give list number.

Cuts full size

Trunk Locks

Barrel key



No. TS502¾A

No. TS502¾A lock

Excelsior

Not master-keyed

Brass plated unpolished steel with guard cup. Hasp riveted to trunk.

Flat bow malleable iron keys, from No. TA557 blank, 24 to the dozen. Key changes, 4. 2 secure levers.

No.
TS502¾A . . . Size 6½ x 3 inches
1 dozen in a paper box.

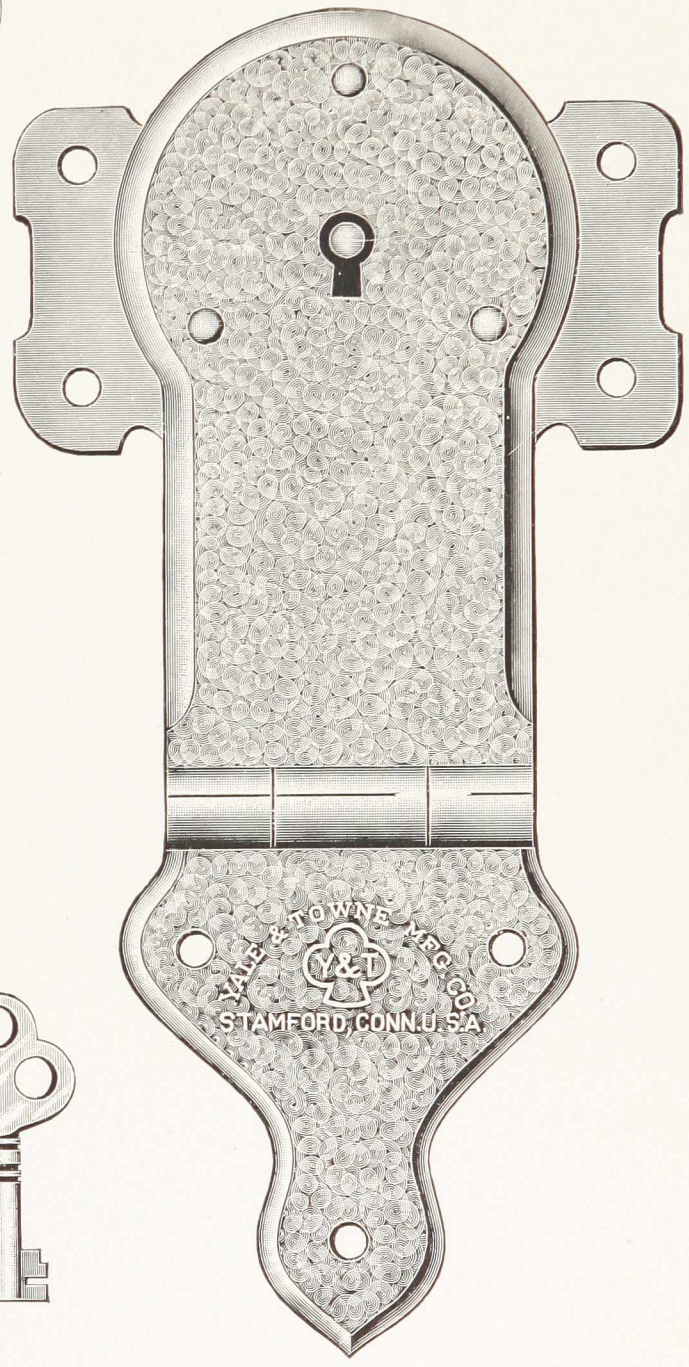

No. TA556

No. TA556 lock

Excelsior

Not master-keyed

Cast brass; machined surface with buffed edges. Brass plated steel lifter cup. Hasp riveted to trunk.

Polished flat bow malleable iron keys, from No. TA557 blank, 24 to the dozen. Key changes, 4. 2 secure levers.

No.
TA556 . . . . Size 6 x 3 inches
1 dozen in a paper box.

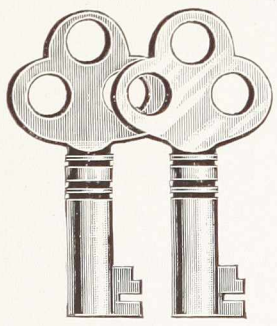

Cuts full size

Trunk Locks

Pin-tumbler



No. TB600

No. TB600 lock

Excelsior

Master-keyed



THIS lock is designed for trunks of the highest grade. The Paracentric Key affords absolute security against the accidental interchange of keys and precludes the possibility of picking.

The self-locking feature will be found particularly attractive, doing away with the use of key in locking.

Cast bronze, machined surface, buffed edges. Buffed bronze cap. Cast bronze guard cup, buffed.

Furnished with nut, bolt and washer to attach hasp to trunk.

Paracentric keys, nickel-bronze, coined, gold plated bows, from No. TB600 blank, 24 to the dozen. Changes practically unlimited.

No.		
TB600	Size 6½ x 3½ inches	All cast bronze, extra heavy

½ dozen in a paper box.

Cabinet Key Blanks

Barrel



No. S21



No. S4



No. S27



No. S420

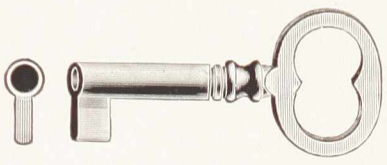

No. S25



No. S32

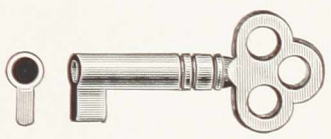

No. S170



No. R466



No. W1, 1¼ inch

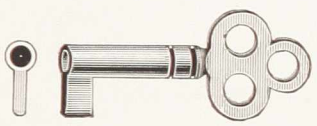

No. S39



No. R108



No. S114

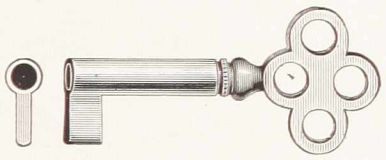

No. R461



No. R101

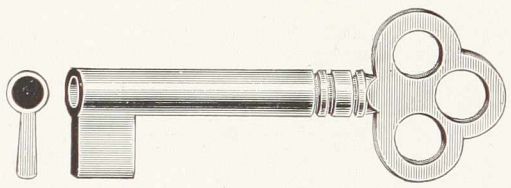

No. S117

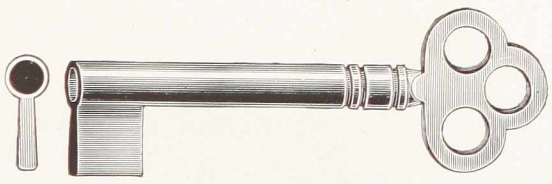

No. S120



Nos. S118 and SA118

Cuts full size

Cabinet Key Blanks

Barrel—continued



No. P171, 7/8 inch

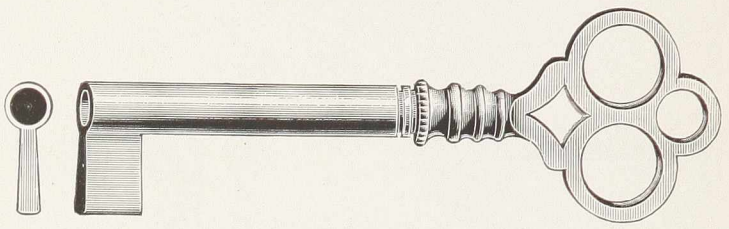

No. W50



No. R474



No. W56

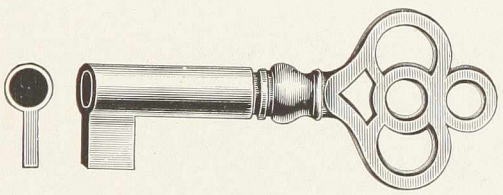

No. R465



No. W46

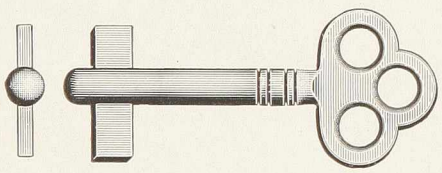

No. S208



No. S82



No. S222



No. S89

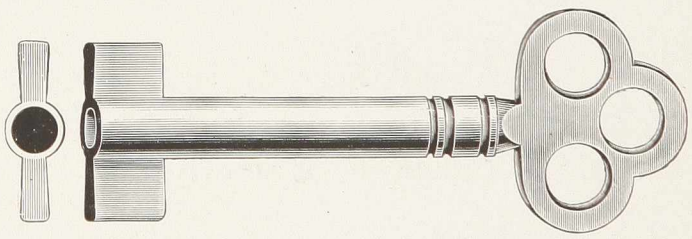

No. S84



No. S83

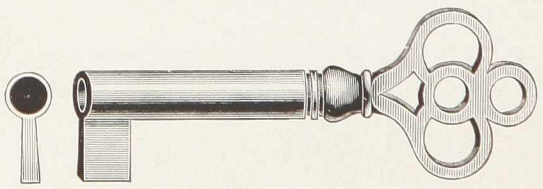

No. W3

YALE

When ordering give list number.

Cuts full size

Cabinet Key Blanks

Barrel—continued



No. W7, 1½ inch



No. W7, 1¼ inch



No. S78



No. W10

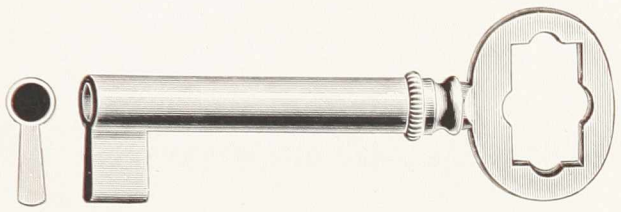

No. R52, 1½ inch



No. W12, 1½ inch



No. WA46



No. WA50



No. PA74

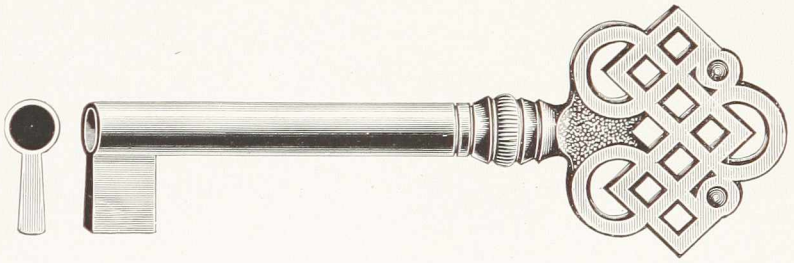

No. WA56



No. RA793



No. RA763

Cuts full size

Cabinet Key Blanks

Barrel—continued

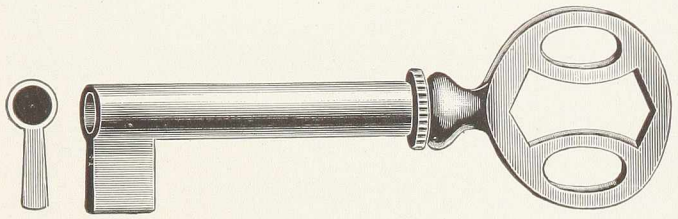

No. RA784



No. R623



No. RA733

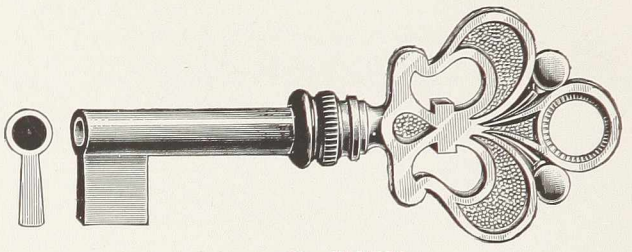

No. RA732

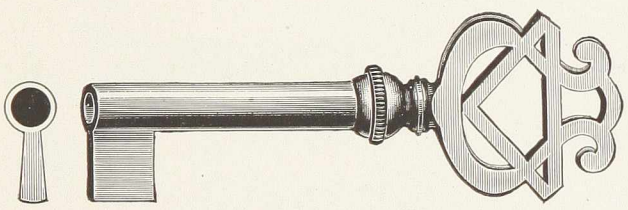

No. RA713

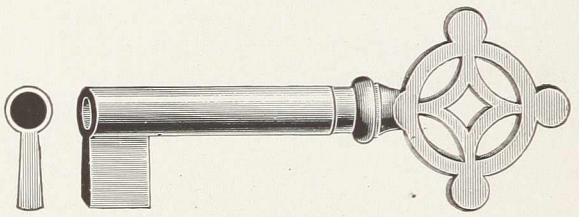

No. RA900



No. RA803



No. R324

Pin-tumbler



No. 10



No. 9



No. 8



No. 110



No. 109



No. 108

YALE

When ordering give list number.

Cuts full size

Cabinet Key Blanks

Flat steel



No. 50

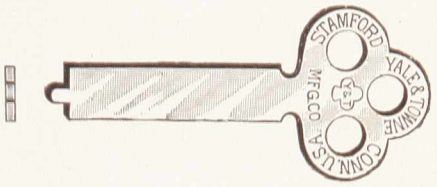

No. 51



No. 52



No. S169



No. S168

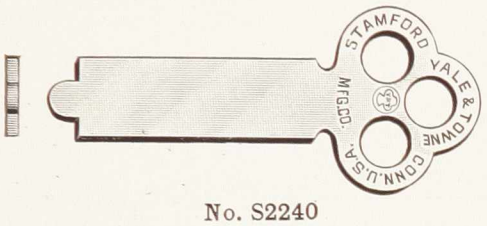

No. S2240



No. R369, 1 inch



No. R369, 1¼ inch

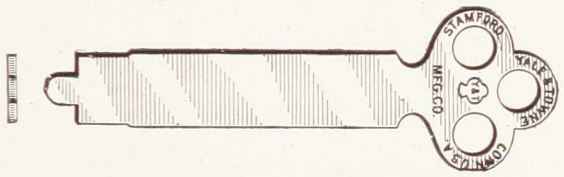

No. R369, 1½ inch

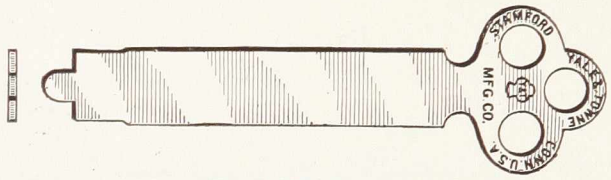

No. R369, 1¾ inch



No. R360

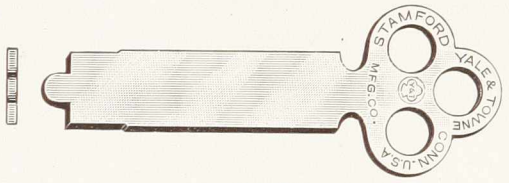

No. RA363



No. S150, ½ inch

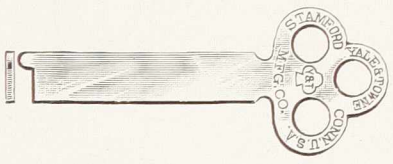

No. S162



No. S150, ¾ inch



No. S150, 1 inch

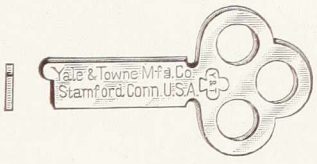

No. S152, ½ inch



No. S152, ¾ inch



No. S152, 1 inch

Cuts full size

Cabinet Key Blanks

Flat steel—continued



No. S152, 1¼ inch



No. S152, 1¾ inch



No. S154, ¾ inch

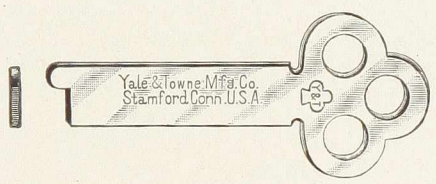

No. S154, 1 inch



No. S154, 1¼ inch



No. S155, 1 inch

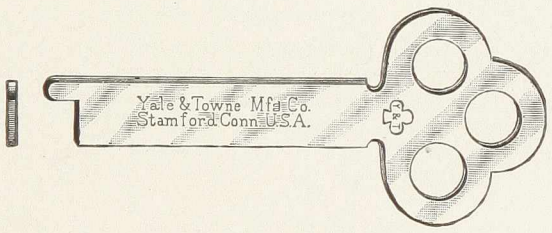

No. S155, 1¼ inch

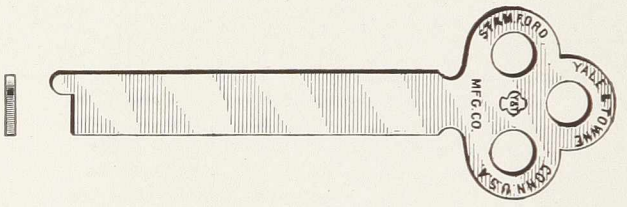

No. S155, 1¾ inch



No. S155, 1½ inch



No. S157, 1½ inch



No. S157, 1¼ inch



No. S157, 1¾ inch

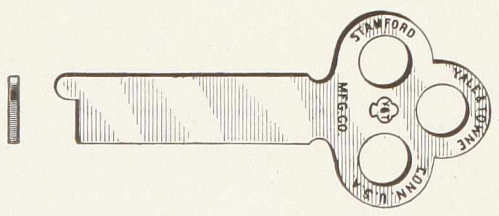

No. S157, 1 inch



No. S157, 2½ inch

Cabinet Key Blanks

Flat steel—continued



No. R295, 3/4 inch



No. R295, 7/8 inch

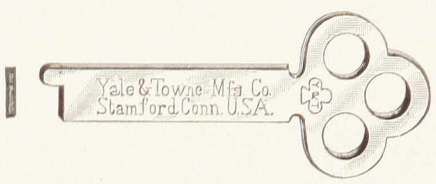

No. R295, 1 inch



No. R295, 1 1/2 inch



No. R395, 1 inch



No. R395, 1 1/4 inch

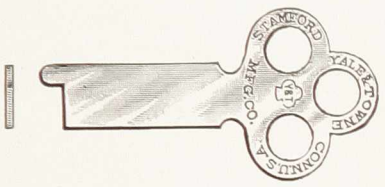

No. R310, 3/4 inch



No. R310, 1 1/4 inch



No. R274



No. R290



No. R310, 7/8 inch

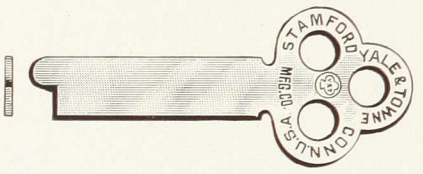

No. R395

Trunk lock key blanks



No. TB600

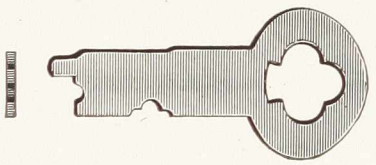

No. TS70

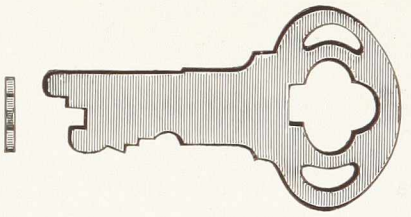

No. TS79

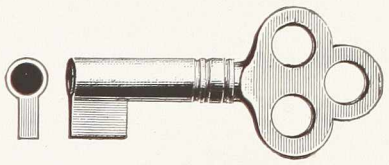

No. TA557

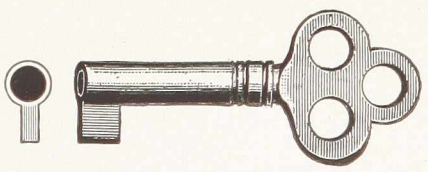

No. TS250

YALE

YALE

YALE

YALE

YALE

Patented and manufactured solely by The Heinn Co., Milwaukee.