

*Wright Products Inc.*

**QUALITY HARDWARE FOR THE HOME**

STORM & SCREEN DOOR HARDWARE  
MISCELLANEOUS WINDOW & DOOR HARDWARE  
CASEMENT, AWNING & JALOUSIE WINDOW HARDWARE  
PATIO DOOR HARDWARE  
HOME PROTECTION HARDWARE  
CABINET DOOR & DRAWER LOCKS



VC333BL

## Storm & Screen Door Latch

• Popular Colonial Style Handle

• For wood or metal doors 1" to 1 1/4" thick

• "No Lock-out" feature

• 1 3/4" installation hole spacing

• All installation hardware included

**Wright**  
PRODUCTS INC.  
Rice Lake, Wisconsin 54868 U.S.A.  
a Hartzell Corporation Company

Wright's display packaging makes it easy for consumers to identify their needs. Wright's packaging prominently displays:

- Product Description.
- Model Number.
- Product Features.
- Installation Information (on back).

Wright's packaging gives:

- The consumer complete product visibility.
- The retailer a compact "Space Saver" design.

**Night Lock**

**Door Closer**

**Aluminum Hinges**

**Storm & Screen Door Latch**

**Crank**

**Patio Door Latch**

**Chain Door Lock**

# Packaged Wright


Wright offers you and your customers a complete line of quality hardware ... hardware that's attractively packaged on compact "space saver" display cards. Wright's packaging was overwhelmingly preferred by shoppers when test marketed in hardware/building supply stores.

WRIGHT PRODUCTS also offers some of its products packaged in dramatic full color cartons.

Wright's commitment to top quality hardware products and packaging assures you maximum sales and satisfied customers.







# Wright Products

## GENERAL INFORMATION

This catalog lists all available Wright Products at the time of printing and includes all packaging and technical information required by our customers to correctly select and order the products they need.

All product illustrations contained in this catalog are suitable for reproduction for advertising, cataloging and other printing purposes. (Consult with the Sales Office for special printing requirements.)

This catalog has also been designed to serve as a sales tool for distributor salespeople and dealers.

## Packaging

**V** The "V" preceding the catalog number denotes the item is VISUAL PACK on a card.

**#** Where a number sign (#) precedes the catalog number, the item is BOX PACKED.

## Finish Descriptions

Catalog Designation	Finish Color
<b>AB</b>	Antique Brass
<b>AL*</b>	Aluminum
<b>BL</b>	Black
<b>BR**</b>	Brass
<b>BW</b>	Black and White
<b>BZ</b>	Bronze
<b>CA</b>	Cadmium
<b>CR</b>	Chrome
<b>SS</b>	Stainless Steel

### NOTE:

\*When no finish is designated, aluminum or cadmium is furnished.

\*\*Brass (BR) finished may be plated or painted.

## Keying Information

Any key locking items, with the same catalog numbers, may be ordered keyed alike in any quantity (full cartons). Specify KA after the catalog number — no extra charge.

**EXAMPLES:** 10 each V909 KA-10  
25 each V380 KA-25

Some of our key locking items may also be ordered master keyed. Consult the factory for price and delivery.

## Product Index

### STORM & SCREEN DOOR HARDWARE

Knob Latches and Locks .....	Pages	3 & 4
Push Button Latches and Locks .....	Pages	5,6,7
Push-Pull Latches .....	Page	8
Inswinging Door Latch .....	Page	8
Strike Plates .....	Page	8
Pneumatic Closers .....	Pages	9 & 10
Hydraulic Closers .....	Pages	10 & 11
Spring and Chain Door Retainer .....	Page	11
Push Bars and Door Grilles .....	Page	11
Door Hardware Kits .....	Page	12

### MISCELLANEOUS WINDOW & DOOR HARDWARE

Window Hardware .....	Pages	13 & 14
Door Hardware .....	Pages	14 & 15

### CASEMENT, AWNING & JALOUSIE WINDOW HARDWARE

Casement Window Hardware .....	Page	16
Jalousie and Awning Operators .....	Page	16

### PATIO DOOR HARDWARE

Patio Door Latches and Locks .....	Pages	17 & 18
------------------------------------	-------	---------

### HOME PROTECTION HARDWARE

Door Hardware .....	Pages	19,20,21
Window Hardware .....	Page	21

### CABINET DOOR & DRAWER LOCKS

All Locks .....	Page	22
-----------------	------	----

### PRODUCT NUMERICAL INDEX

Page	23
------	----

*Wright Products Inc.*



a Hartzell Corporation Company

Send orders to:

CUSTOMER SERVICE AND MANUFACTURING PLANT  
P.O. Box 151, Rice Lake, WI 54868  
(715) 234-7077

SALES & ADMINISTRATION OFFICES  
1800 W. 94th St. Minneapolis, MN 55431  
(612) 881-4500



## LIMITED WARRANTY

Wright Products, Inc. warrants that all products manufactured and sold by it are free from defects in material, workmanship and design and that such products are fit for the purpose intended by Wright Products, Inc. when properly installed, used and maintained.

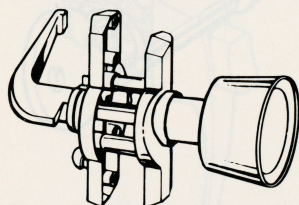
This warranty shall expire one year after the date of the first retail purchase of our product. However, in the event our product is purchased for the purpose of resale as a component or part of some other product, then this warranty shall expire one year after the date of such resale. This warranty extends only to the first retail purchaser of the subject product.

The exclusive remedy of the purchase and sole obligation of Wright Products, Inc. under this warranty, and any other warranty, express or implied, shall be repair or replacement, at the option of Wright Products, Inc., of the subject product if it is determined by Wright Products, Inc. to be defective. To obtain that remedy, the purchaser must send the product, postage prepaid, to Wright Products, Inc., 107 W. Coleman, Rice Lake, Wisconsin 54868, within the time limit set forth above. Only Wright Products, Inc. and its employees are authorized to perform its warranty obligations, and Wright Products, Inc. will not pay for the cost of repairs performed on its products by others.

Wright Products, Inc. shall not be liable for incidental, indirect or consequential damages. Some states do not allow the exclusion or limitation of incidental or consequential damages, so the above limitation or exclusion may not apply to you. ANY IMPLIED WARRANTY OF THE PRODUCTS COVERED HEREBY, INCLUDING WARRANTIES OF MERCHANTABILITY AND FITNESS FOR A PURPOSE, IS LIMITED TO THE DURATION OF THE EXPRESS WARRANTY SET FORTH HEREIN. Some states do not allow limitations on how long an implied warranty lasts, so the above limitation may not apply to you. This warranty gives you specific legal rights, and you may also have other rights which may vary from state to state.



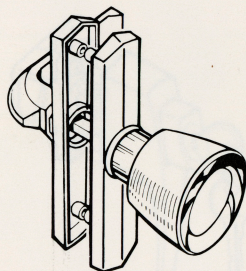
## KNOB LATCHES & LOCKS



### V501 Single Hole Tulip Knob Latch

- For outswinging wood or metal doors.
- Fits doors 7/8" to 1-1/4" thick.
- Installs with single 1-1/4" hole.
- Backset from jamb (door stop) 1".
- Installs with spring loaded strike plate.

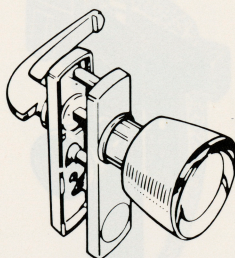
	Finish	Package	Qty.	Carton Wt.
V501	Alum.	Visual	10	5.7



### V666 Tulip Knob Latch (3" Hole Spacing)

- For outswinging wood or metal doors.
- Fits doors 7/8" to 1-1/8" thick.
- Installation hole spacing 3".
- Installs in three 3/4" holes.
- Backset from jamb (door stop) 1".
- Installs with spring loaded strike plate.
- Covers most previous installation drillings in door.

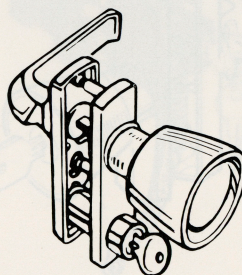
	Finish	Package	Qty.	Carton Wt.
V666	Alum.	Visual	10	5.5



### V777 Tulip Knob Latch

- For outswinging wood or metal doors.
- Fits doors 7/8" to 1-1/8" thick.
- Installation hole spacing 1-3/4".
- Installs in three 1/4" holes.
- Backset from jamb (door stop) 7/8".
- Installs with spring loaded strike plate.
- Can be converted to key locking set. Use V7 cylinder.

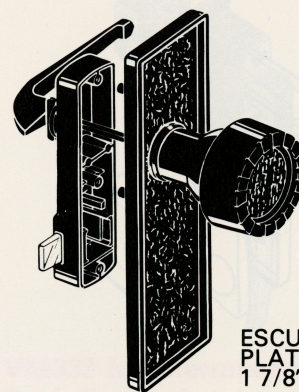
	Finish	Package	Qty.	Carton Wt.
V777	Alum.	Visual	10	5.0
V777 BL	Black	Visual	10	5.0
For doors 5/8" to 7/8"				
V777CAL	Alum.	Visual	10	5.0
V777CAL BL	Black	Visual	10	5.0



### VK777x7 Tulip Knob Lock

- For outswinging wood or metal doors.
- Fits doors 7/8" to 1-1/8" thick.
- Installation hole spacing 1-3/4".
- Installs in three 1/4" holes and one 3/4" hole for keylock.
- Backset from jamb (door stop) 7/8".
- Installs with spring loaded strike plate.
- Key lock for extra security.

	Finish	Package	Qty.	Carton Wt.
VK777x7	Alum.	Visual	10	6.2




ESCUTCHEON  
PLATE MEASURES  
1 7/8" x 6 1/4"

### VWB777 Woodbury Series Knob Latch with Deadbolt

- For outswinging wood or metal doors.
- Fits doors 1" to 1-1/4" thick.
- Installation hole spacing 1-3/4".
- Installs in three 1/4" holes.
- For doors with a stile greater than 1-7/8".
- Installs with spring loaded strike plate.
- Massive outside knob and back plate.
- Interior deadbolt locking feature.

	Finish	Package	Qty.	Carton Wt.
VWB777 BL	Black	Visual	5	6.5



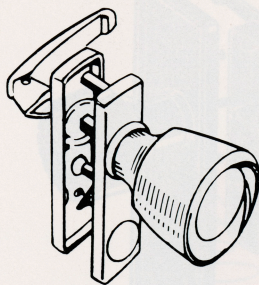
ESCUTCHEON  
PLATE MEASURES  
1 7/8" x 6 1/4"

### VWBK777x8 Woodbury Series Knob Lock with Deadbolt

- For outswinging wood or metal doors.
- Fits doors 1" to 1-1/4" thick.
- Installation hole spacing 1-3/4".
- Installs in three 1/4" and one 3/4" hole for key lock.
- For doors with a stile greater than 1-7/8".
- Installs with spring loaded strike plate.
- Massive outside knob and back plate.
- Interior deadbolt locking feature.
- Key lock for extra security.

	Finish	Package	Qty.	Carton Wt.
VWBK777x8 BL	Black	Visual	5	7.5

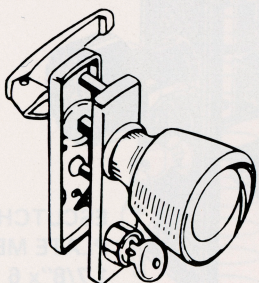




## V888 "No Lock Out" Tulip Knob Latch

- For outswinging wood or metal doors.
- Fits doors 7/8" to 1-1/4" thick.
- Installation hole spacing 1-3/4".
- Installs in three 1/4" holes.
- Backset from jamb (door stop) 7/8".
- Installs with solid strike plate.
- "No Lock Out" feature prevents accidental lock out.
- Can be converted to key locking set. Use V7 cylinder.


	Finish	Package	Qty.	Carton Wt.
V888	Alum.	Visual	10	5.0
For doors 5/8" to 7/8"				
V888CAL	Alum.	Visual	10	5.0



## VK888x7 "No Lock Out" Tulip Knob Lock

- For outswinging wood or metal doors.
- Fits doors 7/8" to 1-1/4" thick.
- Installation hole spacing 1-3/4".
- Installs in three 1/4" holes and one 3/4" hole for key lock.
- Backset from jamb (door stop) 7/8".
- Key lock for extra security.
- Installs with solid strike plate.
- "No Lock Out" feature prevents accidental lock out.

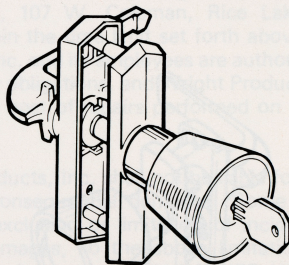
	Finish	Package	Qty.	Carton Wt.
VK888x7	Alum.	Visual	10	6.5



## VG888 Georgian Tulip Knob Latch

- For outswinging wood or metal doors.
- Fits doors 7/8" to 1-3/8" thick.
- Installation hole spacing 1-3/4".
- Installs in three 1/4" holes.
- Backset from jamb (door stop) 7/8".
- "No Lock Out" feature prevents accidental lock out.
- Installs with solid strike plate.


	Finish	Package	Qty.	Carton Wt.
VG888 BL	Black	Visual	10	7.5



## V909 Tulip Key-In-Knob Lock (3" Hole Spacing)

- For outswinging wood or metal doors.
- Fits doors 7/8" to 1-3/8" thick.
- Installation hole spacing 3".
- Installs in three 1/2" holes.
- Backset from jamb (door stop) 1".
- Installs with spring loaded strike plate.
- Covers most previous installation drillings in door.
- Key lock for extra security.

	Finish	Package	Qty.	Carton Wt.
V909	Alum.	Visual	5	5.0



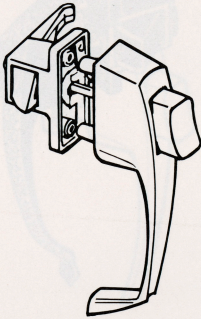
## V7 Key Lock Unit

- Converts V777 & V888 to key lock operation.
- Fits 7/8" to 1-1/4" doors.
- Installs by drilling 3/4" hole through the door.

	Finish	Package	Qty.	Carton Wt.
V7	Cadmium	Visual	10	1.5



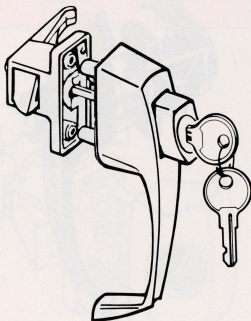
## PUSH BUTTON LATCHES & LOCKS



### V333 Push Button Latch

- For outswinging wood or metal doors.
- Fits doors 1" to 1-1/4" thick.
- Installation hole spacing 1-3/4".
- Installs in three 1/4" holes.
- Contains two sizes of strikes and shims to provide adjustment for latching.
- Has "No Lock Out" feature.
- Can be converted to key locking set. Use V3 cylinder.

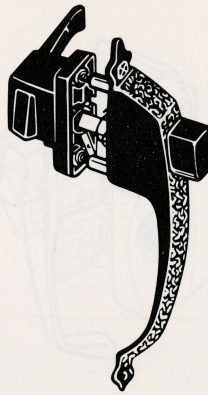
	Finish	Package	Qty.	Carton Wt.
V333	Alum.	Visual	10	6.7
V333 BL	Black	Visual	10	6.7
V333 CR	Chrome	Visual	10	6.7
For doors 5/8" to 7/8"				
V333CAL	Alum.	Visual	10	6.7



### VK333x3 Push Button Key Lock

- For outswinging wood or metal doors.
- Fits doors 1" to 1-1/4" thick.
- Installation hole spacing 1-3/4".
- Installs in three 1/4" holes.
- Contains two sizes of strikes and shims to provide adjustment for latching.
- Has "No Lock Out" feature.
- Key lock for extra security.


	Finish	Package	Qty.	Carton Wt.
VK333x3	Alum.	Visual	10	7.2
VK333x3 BL	Black	Visual	10	7.2
VK333x3 CR	Chrome	Visual	10	7.2
For doors 5/8" to 7/8"				
VK333x3CAL	Alum.	Visual	10	7.2



### VC333 Colonial Push Button Latch

- Authentic colonial hammered finish.
- For outswinging wood or metal doors.
- Fits doors 1" to 1-1/4" thick.
- Installation hole spacing 1-3/4".
- Installs in three 1/4" holes.
- Contains two sizes of strikes and shims to provide adjustment for latching.
- Has "No Lock Out" feature.
- Can be converted to key locking set. Use V3 Cylinder.

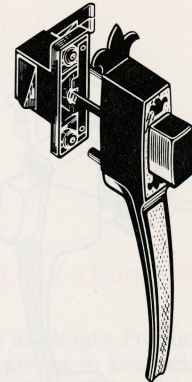
	Finish	Package	Qty.	Carton Wt.
VC333 BL	Black	Visual	10	6.7



### VCK333x3 Colonial Push Button Lock

- Authentic colonial hammered finish.
- For outswinging wood or metal doors.
- Fits doors 1" to 1-1/4" thick.
- Installation hole spacing 1-3/4".
- Installs in three 1/4" holes.
- Contains two sizes of strikes and shims to provide adjustment for latching.
- Has "No Lock Out" feature.
- Key lock for extra security.

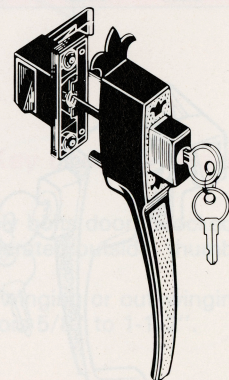
	Finish	Package	Qty.	Carton Wt.
VCK333x3 BL	Black	Visual	10	7.2



### VM333 Mediterranean Push Button Latch (Free Hanging Handle)

- Two tone black and white finish.
- For outswinging wood or metal doors.
- Fits doors 1" to 1-1/4" thick.
- Installation hole spacing 1-3/4".
- Installs in three 1/4" holes.
- Contains two sizes of strikes and shims to provide adjustment for latching.
- Has "No Lock Out" feature.
- Can be converted to key locking set. Use V3 Cylinder.

	Finish	Package	Qty.	Carton Wt.
VM333 BW	Black & White	Visual	10	6.7
For doors 5/8" to 7/8"				
VM333CAL BW	Black & White	Visual	10	6.7

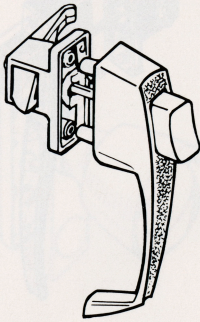


### VMK333x3 Mediterranean Push Button Lock (Free Hanging Handle)

- Two tone black and white finish.
- For outswinging wood or metal doors.
- Fits doors 1" to 1-1/4" thick.
- Installation hole spacing 1-3/4".
- Installs in three 1/4" holes.
- Contains two sizes of strikes and shims to provide adjustment for latching.
- Has "No Lock Out" feature.
- Key lock for extra security.

	Finish	Package	Qty.	Carton Wt.
VMK333x3 BW	Black & White	Visual	10	7.2
For doors 5/8" to 7/8"				
VMK333x3CAL BW	Black & White	Visual	10	7.2

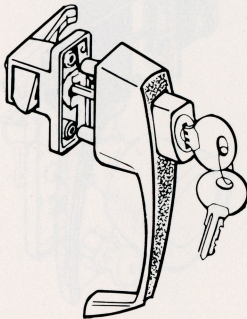




## V398 Push Button Latch (1½" Hole Spacing)

- For outswinging wood or metal doors.
- Fits doors 1" to 1-1/4" thick.
- Installation hole spacing 1-1/2".
- Installs in three 1/4" holes.
- Contains two sizes of strikes and shims to provide adjustment for latching.
- Has "No Lock Out" feature.
- Can be converted to key locking set. Use V3 Cylinder.

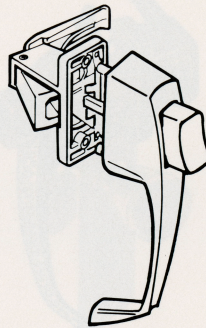
	Finish	Package	Qty.	Carton Wt.
V398	Alum.	Visual	10	6.7
V398 BL	Black	Visual	10	6.7



## VK398x3 Push Button Lock (1-1/2" Hole Spacing)

- For outswinging wood or metal doors.
- Fits doors 1" to 1-1/4" thick.
- Installation hole spacing 1-1/2".
- Installs in three 1/4" holes.
- Contains two sizes of strikes and shims to provide adjustment for latching.
- Has "No Lock Out" feature.
- Key lock for extra security.

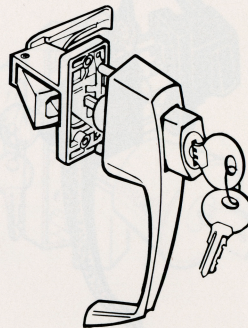
	Finish	Package	Qty.	Carton Wt.
VK398x3	Alum.	Visual	10	7.2
VK398x3 BL	Black	Visual	10	7.2



## V444-2 Heavy Duty Push Button Latch

- For outswinging wood or metal doors.
- Fits doors 7/8" to 1-1/4" thick.
- Installation hole spacing 1-3/4".
- Installs in three 1/4" holes.
- Contains three sizes of strikes and two shims to provide adjustment for latching.
- Has "No Lock Out" feature.
- Can be converted to key locking set. Use V3 Cylinder.

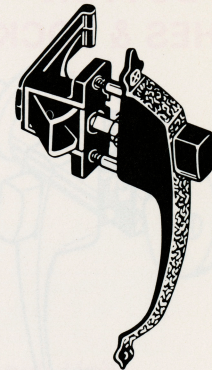
	Finish	Package	Qty.	Carton Wt.
V444-2	Alum.	Visual	10	6.7



## VK444-2x3 Heavy Duty Push Button Lock

- For outswinging wood or metal doors.
- Fits doors 7/8" to 1-1/4" thick.
- Installation hole spacing 1-3/4".
- Installs in three 1/4" holes.
- Contains three sizes of strikes and two shims to provide adjustment for latching.
- Has "No Lock Out" feature.
- Key lock for extra security.


	Finish	Package	Qty.	Carton Wt.
VK444-2x3	Alum.	Visual	10	7.2



## VC444-2 Colonial Heavy Duty Push Button Latch

- Authentic Colonial hammered finish.
- For outswinging wood or metal doors.
- Fits doors 7/8" to 1-1/4" thick.
- Installation hole spacing 1-3/4".
- Installs in three 1/4" holes.
- Contains three sizes of strikes and two shims to provide adjustment for latching.
- Has "No Lock Out" feature.
- Can be converted to key locking set. Use V3 Cylinder.

	Finish	Package	Qty.	Carton Wt.
VC444-2 BL	Black	Visual	10	6.7

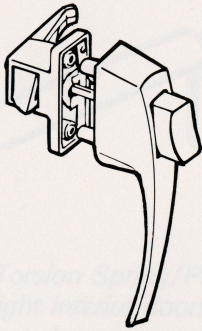


## VCK444-2x3 Colonial Heavy Duty Push Button Lock

- Authentic Colonial hammered finish.
- For outswinging wood or metal doors.
- Fits doors 7/8" to 1-1/4" thick.
- Installation hole spacing 1-3/4".
- Installs in three 1/4" holes.
- Contains three sizes of strikes and two shims to provide adjustment for latching.
- Has "No Lock Out" feature.
- Key lock for extra security.

	Finish	Package	Qty.	Carton Wt.
VCK444-2x3 BL	Black	Visual	10	7.2

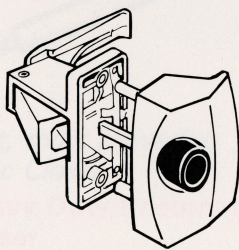




## VF333 Push Button Latch (Free Hanging Handle)

- For outswinging wood or metal doors.
- Fits doors 1" to 1-1/4" thick.
- Installation hole spacing 1-3/4".
- Installs in three 1/4" holes.
- Contains two sizes of strikes and shims to provide adjustment for latching.
- Has "No Lock Out" feature.
- Can be converted to key locking set. Use V3 Cylinder.

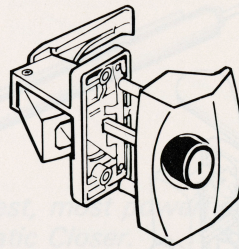
	Finish	Package	Qty.	Carton Wt.
VF333	Alum.	Visual	10	6.7
VF333 BL	Black	Visual	10	6.7
For doors 5/8" to 7/8"				
VF333CAL	Alum.	Visual	10	6.7
VF333CAL BL	Black	Visual	10	6.7



## VLP444 Low Profile Trailer and Camper Latch

- For outswinging wood or metal doors.
- Fits doors 1/2" to 1-1/4" thick.
- Installation hole spacing 1-3/4".
- Installs in three 1/4" holes.
- Has "No Lock Out" feature.
- Can be used on closet doors, storage doors, or storm and screen doors.

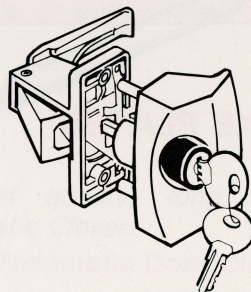
	Finish	Package	Qty.	Carton Wt.
VLP444	Alum.	Visual	10	5.2



## VLPB444 Low Profile Trailer and Camper Bath and Bedroom Privacy Lock

- For outswinging wood or metal doors.
- Fits doors 1/2" to 1-1/4" thick.
- Installation hole spacing 1-3/4".
- Installs in three 1/4" holes.
- Has "No Lock Out" feature.
- Emergency entrance can be made from the outside by using a coin or screw driver.


	Finish	Package	Qty.	Carton Wt.
VLPB444	Alum.	Visual	10	5.2



## VLPK444 Low Profile Trailer and Camper Lock

- For outswinging wood or metal doors.
- Fits doors 3/4" to 1-1/4" thick.
- Installation hole spacing 1-3/4".
- Installs in two 1/4" holes and one 7/8" hole.
- Has "No Lock Out" feature.
- Use wherever a keyed locking unit is required.

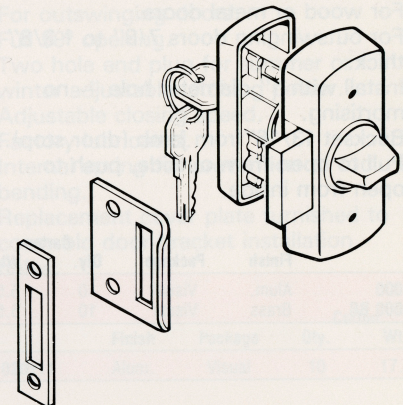
	Finish	Package	Qty.	Carton Wt.
VLPK444	Alum.	Visual	10	6.0



## V3 Key Lock Thumb Button

- Converts all Wright Products, Push Button Latches to key locking units. Substitute No. V3 for plain thumb button (except low profile latches).

	Finish	Package	Qty.	Carton Wt.
V3	Alum.	Visual	10	1.7
V3 BL	Black	Visual	10	1.7




## V114 Key Locking Dead Bolt

- Securely bolts door in locked position.
- Key operated outside, thumb turn inside.
- For inswinging or outswinging door.
- For doors 5/8" to 1-1/2".

	Finish	Package	Qty.	Carton Wt.
V114	Alum.	Visual	5	3.0
V114 BL	Black	Visual	5	3.0




## PUSH-PULL LATCHES

**V1000 Push-Pull Latch**

- For wood or metal doors.
- For outswinging doors 7/8" to 1-3/8" thick.
- Install with 1" diameter hole — no mortising.
- Backset 13/16" from jamb (door stop).
- Pull to open from outside, push to open from inside.

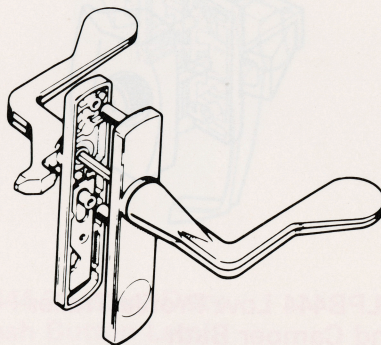
	Finish	Package	Qty.	Carton Wt.
V1000	Alum.	Visual	10	5.5
V1000 BR	Brass	Visual	10	5.5

**VW8119 Push-Pull Latch**

- For wood or metal doors.
- For outswinging doors 1" to 1-3/8" thick.
- Install with 1" diameter hole — no mortising.
- Backset 13/16" from jamb (door stop).
- Pull to open from outside, push to open from inside.

	Finish	Package	Qty.	Carton Wt.
VW8119	Alum.	Visual	10	6.7
VW8119 BR	Brass	Visual	10	6.7

## INSWINGING LATCH

**V970 Inswinging Door Latch**

- For inswinging aluminum, wood or jalousie doors 5/8" to 1-3/8" thick.
- Installation hole spacing 1-3/4".
- Installs in three 1/4" holes.
- Backset from jamb (door stop) 7/8".
- Can be converted to key locking set. Use V7 Cylinder.

	Finish	Package	Qty.	Carton Wt.
V970	Alum.	Visual	5	4.7

## STRIKE PLATES


**V777ST Replacement Strike Plate**

- Replacement strike plate with slotted holes for universal use.
- Packed with installation screws.

	Finish	Package	Qty.	Carton Wt.
V777ST	Alum.	Visual	10	1.0
V777ST BL	Black	Visual	10	1.0



## PNEUMATIC CLOSERS




*Our finest Torsion Spring/Pneumatic Closer for light interior doors or exterior storm doors.*

### #660 Heavy Duty Torsion Spring Door Closer

- For light interior doors or exterior storm doors.
- For wood or metal doors.
- For outswinging or inswinging doors.
- Full 90° opening.
- Two hole end plug for adjustable latching power.
- Adjustable closing speed.
- Factory lubricated.

	Finish	Package	Qty.	Carton Wt.
#660	Alum.	Boxed	5	17.7
#660 BL	Black	Boxed	5	17.7
#660 BR	Brass	Boxed	5	17.7




*Our finest, most powerful Pneumatic Closer.*

### V150 Heavy Duty Pneumatic Door Closer

- For wood or metal doors.
- For outswinging doors.
- Full 90° opening.
- Two hole end plug for summer or winter adjustable latching power.
- Adjustable closing speed.
- Factory lubricated.
- Internal spring for prevention of rod bending.
- Replacement cover plate furnished to cover old door bracket installation holes.

	Finish	Package	Qty.	Carton Wt.
V150	Alum.	Visual	5	8.0
V150 BL	Black	Visual	5	8.0




*Our finest, most powerful Pneumatic Closer.*

### V170 Heavy Duty Pneumatic Door Closer

- For wood or metal doors.
- For outswinging doors.
- Full 90° opening.
- Adjustable closing speed.
- Factory lubricated.
- Internal spring for prevention of rod bending.
- Our strongest closer at the latching position. Leaf spring provides a smoother, more positive latching action.
- Super strong door bracket for new installations or replacement of existing closers.

	Finish	Package	Qty.	Carton Wt.
V170	Alum.	Visual	5	9.0
V170 BL	Black	Visual	5	9.0

V170 Available August 1981

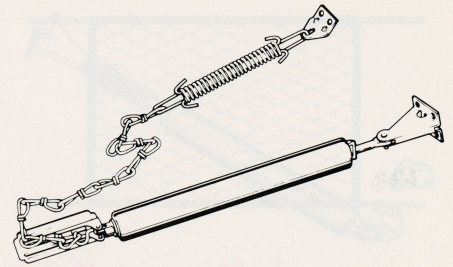


*Excellent quality, long wearing Pneumatic Closer.*

### V1020 Pneumatic Door Closer

- For wood or metal doors.
- For outswinging doors.
- Full 90° opening.
- Two hole end plug for summer or winter adjustable latching power.
- Adjustable closing speed.
- Factory lubricated.
- Internal spring for prevention of rod bending.
- Replacement cover plate furnished to cover old door bracket installation holes.

	Finish	Package	Qty.	Carton Wt.
V1020	Alum.	Visual	10	13.0
V1020 BL	Black	Visual	10	13.0
For doors 5/8" to 7/8"				
V1020CAL	Alum.	Visual	10	13.0
V1020CAL BL	Black	Visual	10	13.0




*Excellent quality, long wearing Pneumatic Closer.*

### V1020x11 Pneumatic Door Closer with Chain

- Packed with spring and chain door retainer.
- For wood or metal doors.
- For outswinging doors.
- Full 90° opening.
- Two hole end plug for summer or winter adjustable latching power.
- Adjustable closing speed.
- Factory lubricated.
- Internal spring for prevention of rod bending.
- Replacement cover plate furnished to cover old door bracket installation holes.

	Finish	Package	Qty.	Carton Wt.
V1020x11	Alum.	Visual	10	17.0




*Excellent quality, long wearing Pneumatic Closer.*

### V920 Pneumatic Door Closer

- For wood or metal doors.
- For outswinging doors.
- Full 90° opening.
- Two hole end plug for summer or winter adjustable latching power.
- Adjustable closing speed.
- Factory lubricated.
- Replacement cover plate furnished to cover old door bracket installation holes.

	Finish	Package	Qty.	Carton Wt.
V920	Alum.	Visual	10	12.5
V920 BL	Black	Visual	10	12.5






*Excellent quality, long wearing Pneumatic Closer.*

## **V2105 Pneumatic Door Closer**

- Replacement for Storm King 105C & 105NB.
- Packed with wide and narrow door brackets.
- For wood or metal doors.
- For outswinging doors.
- Full 90° opening.
- Two hole end plug for summer or winter adjustable latching power.
- Adjustable closing speed.
- Factory lubricated.
- External spring for prevention of rod bending.

	Finish	Package	Qty.	Carton Wt.
V2105	Alum.	Visual	10	15.0
V2105 BL	Black	Visual	10	15.0




*Good quality, durable Pneumatic Closer.*

## **V820 Pneumatic Door Closer**

- For light weight storm doors.
- For wood or metal doors.
- For outswinging doors.
- Full 90° opening.
- Two hole end plug for summer or winter adjustable latching power.
- Adjustable closing speed.
- Factory lubricated.
- Replacement cover plate furnished to cover old door bracket installation holes.

	Finish	Package	Qty.	Carton Wt.
V820	Alum.	Visual	10	11.5
V820 BL	Black	Visual	10	11.5




*Good quality, durable Pneumatic Closer.*

## **V820A Coastal Pneumatic Door Closer**

- Aluminum anti-corrosive tube assembly.
- For coastal "salt air" climates.
- For wood or metal doors.
- For outswinging doors.
- Full 90° opening.
- Two hole end plug for summer or winter adjustable latching power.
- Adjustable closing speed.
- Factory lubricated.
- Replacement cover plate furnished to cover old door bracket installation holes.

	Finish	Package	Qty.	Carton Wt.
V820A	Alum.	Visual	10	9.7
V820A BL	Black	Visual	10	9.7




*Economy Pneumatic Closer for screen doors.*

## **VJ1020 Pneumatic Screen Door Closer**

- For light weight screen doors.
- For wood or metal doors.
- For outswinging doors.
- Full 90° opening.
- Adjustable closing speed.
- Factory lubricated.
- Replacement cover plate furnished to cover old door bracket installation holes.

	Finish	Package	Qty.	Carton Wt.
VJ1020	Alum.	Visual	10	11.2
For doors 5/8" to 7/8" with head jamb bracket				
VJ1020CAL	Alum.	Visual	10	11.2
VJ1020CAL BL	Black	Visual	10	11.2

## **HYDRAULIC CLOSERS**




*Our finest, most powerful Hydraulic Closer.*

## **V110 Heavy Duty Hydraulic Door Closer**

- Hydraulic mechanism provides smooth constant "no bounce" action.
- For wood or metal doors.
- For outswinging doors.
- Full 90° opening.
- Two hole end plug for summer or winter adjustable latching power.
- Adjustable closing speed by rotating the tube.
- Factory lubricated.
- Aluminum tube assembly.
- Replacement cover plate furnished to cover old door bracket installation holes.

	Finish	Package	Qty.	Carton Wt.
V110	Alum.	Visual	5	7.0



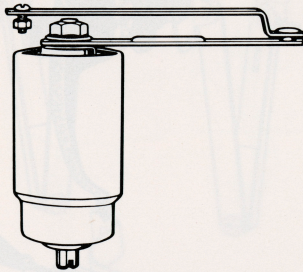
*Excellent quality, long wearing Hydraulic Closer.*

## **VH440 Hydraulic Door Closer**

- Hydraulic mechanism provides smooth constant "no bounce" action.
- For wood or metal doors.
- For outswinging doors.
- Full 90° opening.
- Two hole end plug for summer or winter adjustable latching power.
- Adjustable closing speed by rotating the tube.
- Factory lubricated.
- Aluminum tube assembly.
- Replacement cover plate furnished to cover old door bracket installation holes.

	Finish	Package	Qty.	Carton Wt.
VH440	Alum.	Visual	10	13.7
VH440 BL	Black	Visual	10	13.7





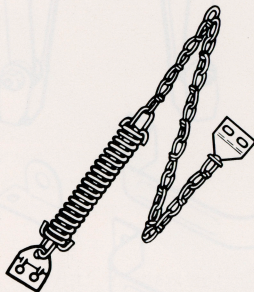
*Good quality, durable  
Hydraulic Closer.*

### V550 Roto Closer

- For wood or metal doors.
- For outswinging or inswinging doors.
- Full 180° opening.
- Adjustable closing speed.
- Factory lubricated.

	Finish	Package	Qty.	Carton Wt.
V550	Alum.	Visual	5	5.2

## SPRING & CHAIN DOOR RETAINER




### V11 Spring and Chain Door Retainer

- Wind chain and spring for storm and screen doors.
- Mounting brackets and screws included.
- Helps prevent door closer damage.

	Finish	Package	Qty.	Carton Wt.
V11	Cadmium	Visual	10	4.2
V11 BL	Black	Visual	10	4.2

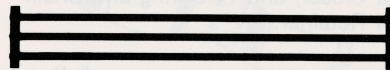
## PUSH BARS & DOOR GRILLES



### G20 Aluminum Twist Door Grille

- Aluminum grille, anodized for permanent finish.
- Fits 36" wide door or less by cutting the ends.
- 15" high.
- Mounting screws included.
- Helps prevent glass and screen damage.


	Finish	Package	Qty.	Carton Wt.
G20	Alum.	Bulk	10	12.0



### G40 Aluminum 3 Bar Push Bar

- Fits 36" wide door or less by cutting the bars.
- 4" high.
- Mounting screws included.
- Helps prevent glass and screen damage.


	Finish	Package	Qty.	Carton Wt.
G40	Alum.	Polybag	10	12.0



### G45 Extruded Aluminum Push Bar (Old Catalog No. 270)

- Extruded aluminum bar, anodized for permanent finish.
- Sturdy nylon brackets with mounting screws.
- Fits 36" wide door or less by cutting the bar.
- 2" high.
- Helps prevent glass and screen damage.

	Finish	Package	Qty.	Carton Wt.
G45	Alum.	Polybag	5	4.5



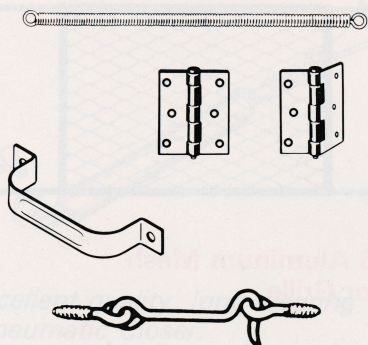
### G55 Aluminum Mesh Door Grille

- Aluminum grille, anodized for permanent finish.
- Fits 36" wide door or less by cutting the ends.
- 16" high.
- Mounting screws included.
- Helps prevent glass and screen damage.

	Finish	Package	Qty.	Carton Wt.
G55	Alum.	Bulk	10	14.0

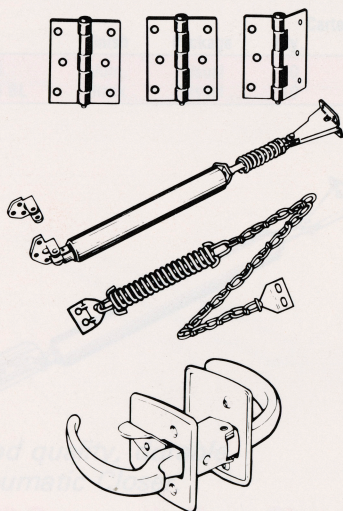


## DOOR HARDWARE KITS

**VS10 Screen Door Hardware Set**  
(Old Catalog No. 23 CA)

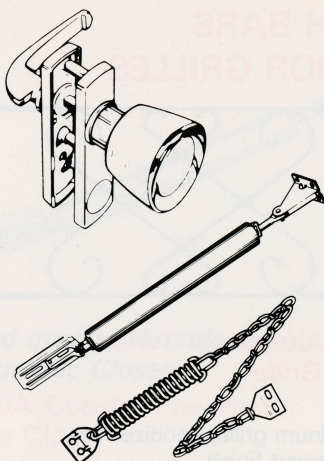
- Economy hardware set for light screen door.
- Hinges may be used for full surface or half surface application.
- Contains the #5 spring, handle pull, 2-1/2" hook and eye and one pair #866 hinges.

	Finish	Package	Qty.	Carton Wt.
VS10	Cadmium	Visual	5	6.0

**VS20 Wood Door Hardware Set**

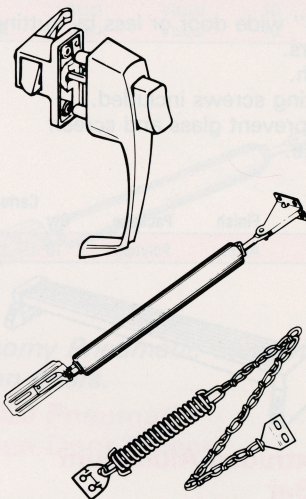
- A complete set containing all necessary hardware for installing a wood screen, storm or combination door, 1" to 1-3/8" thick.
- Hinges can be either full surface or half surface.
- Contains the W8119 Push-Pull Latch, 2105 Door Closer, 11 Spring and Chain Door Retainer, and 1-1/2 pair 866 Hinges.

	Finish	Package	Qty.	Carton Wt.
VS20	Alum.	Visual	5	17.3

**VS30 Combination Door Hardware Set**  
(Old Catalog No. 1071)

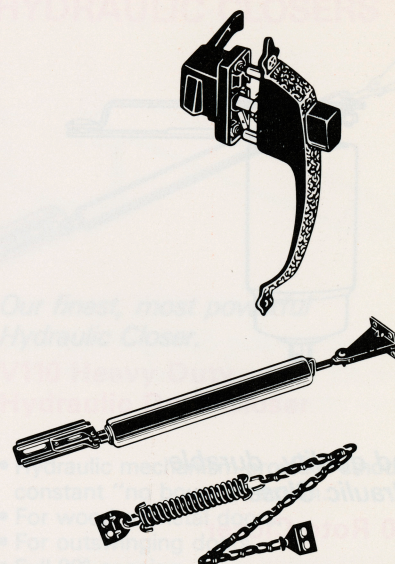
- A complete set containing all necessary hardware for installing a wood or metal combination door, 7/8" to 1-1/8" thick.
- Contains the 777 Knob Latch, 1020 Door Closer, and 11 Spring and Chain Door Retainer.

	Finish	Package	Qty.	Carton Wt.
VS30	Alum.	Visual	5	11.0

**VS40 Combination Door Hardware Set**  
(Old Catalog No. 1031)

- A complete set containing all necessary hardware for installing a wood or metal combination door, 1" to 1-1/4" thick.
- Contains the 333 Push Button Latch, 1020 Door Closer, and 11 Spring and Chain Door Retainer.

	Finish	Package	Qty.	Carton Wt.
VS40	Alum.	Visual	5	12.3

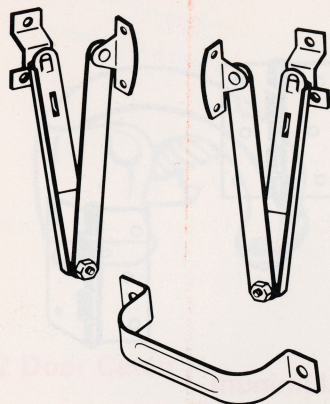
**VS50 Combination Door Hardware Set**

- A complete set containing all necessary hardware for installing a wood or metal combination door, 1" to 1-1/4" thick.
- Contains the C333 Colonial Push Button Latch, 1020 Door Closer, and 11 Spring and Chain Door Retainer.

	Finish	Package	Qty.	Carton Wt.
VS50 BL	Black	Visual	5	12.3



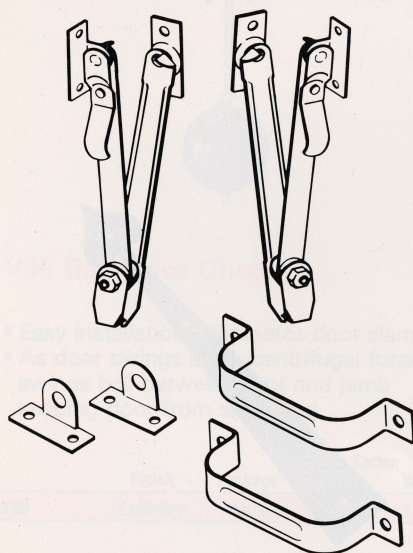
## WINDOW HARDWARE



### V40S Storm Window Adjuster (Installed on Window)

- "Snap-on" feature allows easy removal of arms from window casing.
- Adjuster remains on storm window when detached.
- Locks window securely when closed.

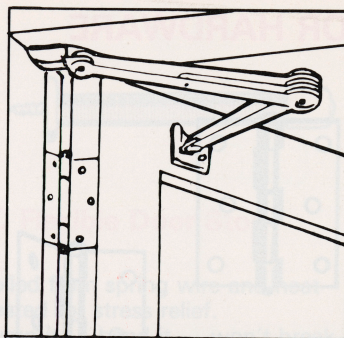
	Finish	Package	Qty.	Carton	Wt.
V40S	Cadmium	Visual	1 pair/card 10 cards/carton		5.7



### V60 Storm Window Adjuster (Installed on Window Casing)

- "Snap-on" feature allows easy removal of arm from window.
- Adjuster remains on casing when detached.
- Contains four brackets and two pulls.
- Locks window securely when closed.


	Finish	Package	Qty.	Carton	Wt.
V60	Cadmium	Visual	1 pair/card 10 cards/carton		6.2



### V50 Friction Stay

- To control hinged panels.
- Ten friction surfaces for smooth operation.
- Will operate in a space of 1-3/4".
- Reversible for left and right hand use.
- Will open 180°.

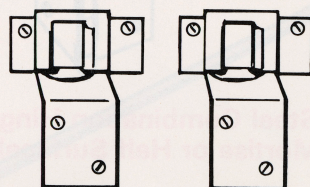
	Finish	Package	Qty.	Carton	Wt.
V50	Cadmium	Visual	10		5.2



### V21 Window Control

- For new or old double hung wood windows.
- Made of polished stainless steel for maximum wearing qualities and smooth operation.
- Controls windows when sash cords are broken.
- 1-1/4" wide.

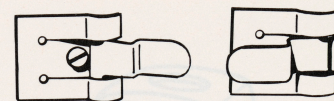
	Finish	Package	Qty.	Carton	Wt.
V21	Stainless Steel	Visual	1 pr/card 25 cards/carton		2.5
#21	Stainless Steel	Box	250 pr/carton		20.0



### V99 Screen and Storm Sash Hangers

- Interchangeable with most hangers of this type.
- Contains two hangers and two eyes per card.

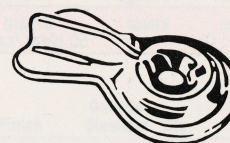
	Finish	Package	Qty.	Carton	Wt.
V99	Cadmium	Visual	1 pair/card 20 cards/carton		4.5



### V29 Snap Fastener

- Holds storm windows, screens, combination door panels firmly in frames.
- Snap plate made of tempered spring steel.
- Snap-action of fasteners allows easy installation and removal of panels.
- Has many other uses.

	Finish	Material	Qty.	Carton	Wt.
V29	Cadmium	Visual	4/card 50 cards/carton		7.2
#29	Cadmium	Display	144/box 6 boxes/carton		28.5



### V10 Half Size Turn Buttons

- No. 10 half size 1-1/4" long, steel.
- For holding storm sash, screens and combination door panels.
- Has many other uses.

	Finish	Package	Qty.	Carton	Wt.
V10-8	Cadmium	Visual	8/card 25 cards/carton		3.5
#10-4	Cadmium	Polybag	4/bag 25 bags/carton		1.5
#10	Cadmium	Box	100/box 10 boxes/carton		16.0

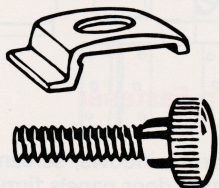


### V20 Full Size Turn Buttons

- No. 20 full size 1-3/4" long, steel or aluminum.
- For holding storm sash, screens and combinations door panels.
- Has many other uses.

	Finish	Package	Qty.	Carton	Wt.
V20-8	Cadmium	Visual	8/card 25 cards/carton		4.5
V20A-8	Alum.	Visual	8/card 25 cards/carton		2.7
#20-4	Cadmium	Polybag	4/bag 25 bags/carton		2.0
#20	Cadmium	Box	100/box 10 boxes/carton		21.0
#20A	Alum.	Box	100/box 10 boxes/carton		9.0



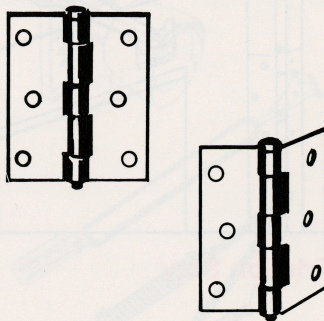


## V832CS Clips and Knurled Screws (For Metal Installations)

- Heavy extruded aluminum clips fit most screen or storm door panels.
- Both clips and screws are aluminum, will not rust.

	Finish	Package	Qty.	Carton	Wt.
V832CS	Alum.	Visual	8/card 50 cards/carton		4.2

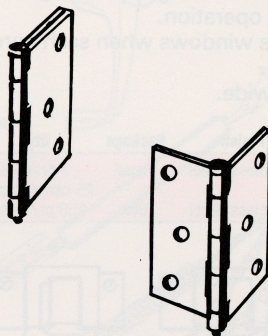
## DOOR HARDWARE



## V866 Steel Combination Hinge (Full or Half Surface)

- To change from full surface to half surface, remove pin and reverse one leaf.
- Hinge size open 3" x 2-5/8".
- Supplied with screws.


	Finish	Package	Qty.	Carton	Wt.
V866 CA	Cadmium	Visual	1 pair/card 10 cards/carton		5.9
#866 CA	Cadmium	Envelope	1 pair/env. 12 env./box 6 boxes/carton		38.3
V866 BR	Brass	Visual	1 pair/card 10 cards/carton		5.9
#866 BR	Brass	Envelope	1 pair/env. 12 env./box 6 boxes/carton		38.3



## #877 Steel Combination Hinge (Full Mortise or Half Surface)

- To change from full mortise to half surface, remove pin and reverse one leaf.
- Hinge size open 3" x 2-5/8".
- Supplied with screws.


	Finish	Package	Qty.	Carton	Wt.
#877 CA	Cadmium	Envelope	1 pair/env. 12 env./box 6 boxes/carton		38.4
#877 BR	Brass	Envelope	1 pair/env. 12 env./box 6 boxes/carton		38.4



## V30 Aluminum Replacement Hinge (Full or Half Surface)

- Will replace broken or worn out hinges on aluminum or wood doors.
- Oilite bearings — stainless steel pin and screws.
- To change from full surface to half surface, remove pin and reverse one leaf.

	Finish	Package	Qty.	Carton	Wt.
V30	Alum.	Visual	1 pr/card 10 cards/carton		3.2
V30-3	Alum.	Visual	1 1/2 pr/card 10 cards/carton		4.5

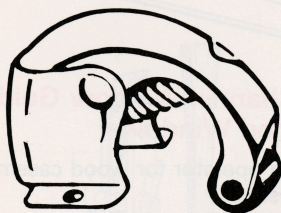


## V460 Colonial Hinge Strap

- Three decorative authentic design colonial hinge straps made of non-rusting nylon — 13-1/2" long.
- Needs no screws — applied with special "3M" double face tape.

	Finish	Package	Qty.	Carton	Wt.
V460 BL	Black	Visual	3/card 5 cards/carton		3.2





## V12 Door Catch

- Heavy steel with extruded bearing in housing and rocker arm — assures smooth action.

	Finish	Package	Qty.	Carton Wt.
V12	Cadmium	Visual	10	2.0



## V90 Ball Door Check

- Easy installation, eliminates door slam.
- As door swings shut, centrifugal force swings ball between door and jamb keeping door from slamming.

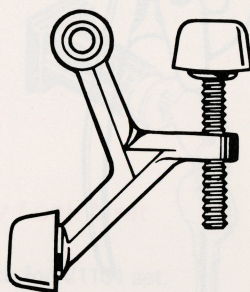
	Finish	Package	Qty.	Carton Wt.
V90	Cadmium	Visual	10	1.5



## V70 Flexible Door Stop

- Coiled from spring wire and heat treated for stress relief.
- Bump it — bend it — won't break.
- Full 3" long. Gives wall protection against knob projection.
- White plastic tip prevents marring door or wall.


	Finish	Package	Qty.	Carton Wt.
V70	Cadmium	Visual	25	1.5
V70 BR	Brass	Visual	25	1.5



## V72 Hinge Pin Door Stop

- Easy installation. Merely remove the hinge pin and install door stop.
- Easily adjusted to limit door opening.

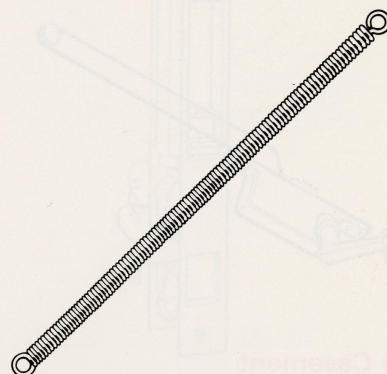
	Finish	Package	Qty.	Carton Wt.
V72 BR	Brass	Visual	25	2.7



## V16 Adjustable Door Spring


- Adjustable feature allows change of spring tension.
- Length adjusts from 13" to 17".

	Finish	Package	Qty.	Carton Wt.
V16	Cadmium	Visual	10	3.0
#16	Cadmium	Box	10/box 10 boxes/carton	30.0



## Door Springs (16-3/8" Long) (Bulk Pack)

	Finish	Outside Diameter	Qty.	Carton Wt.
#3 BL	Black	5/16"	10/box 10 boxes/carton	17.0
#4 BL	Black	23/64"	10/box 10 boxes/carton	22.0
#5 BL	Black	13/32"	10/box 10 boxes/carton	27.0
#6 BL	Black	15/32"	10/box 10 boxes/carton	32.0
#7 BL	Black	1/2"	10/box 10 boxes/carton	36.0
#3 CA	Cadmium	5/16"	10/box 10 boxes/carton	17.0
#4 CA	Cadmium	23/64"	10/box 10 boxes/carton	22.0
#5 CA	Cadmium	13/32"	10/box 10 boxes/carton	27.0
#6 CA	Cadmium	15/32"	10/box 10 boxes/carton	32.0
#7 CA	Cadmium	1/2"	10/box 10 boxes/carton	36.0




## Gate Springs (15-15/16" Long) (Bulk Pack)

	Finish	Outside Diameter	Qty.	Carton Wt.
#8 BL	Black	1-3/32"	5/box 10 boxes/carton	52.0
#8 CA	Cadmium	1-3/32"	5/box 10 boxes/carton	52.0



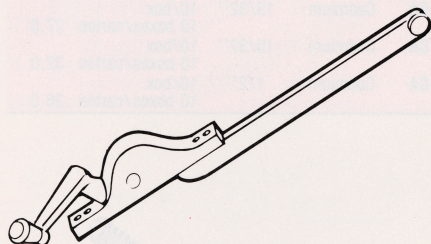
## CASEMENT WINDOW HARDWARE



### V80 Casement Window Operator

- Universal replacement for metal or wood outswinging casements.
- Specify right or left hand.
- Will replace most standard crank type operators.
- Case hardened worm gear and stud assure long service.
- Operator arm is rust proof steel.

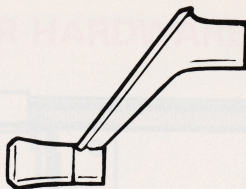
	Arm Hand	Lgth	Finish	Package	Carton	
					Qty.	Wt.
V80L9 BZ	Left	9"	Bronze	Visual	5	5.5
V80R9 BZ	Right	9"	Bronze	Visual	5	5.5
V80L8 BZ	Left	8"	Bronze	Visual	5	5.5
V80R8 BZ	Right	8"	Bronze	Visual	5	5.5
V80L9 AL	Left	9"	Alum.	Visual	5	5.5
V80R9 AL	Right	9"	Alum.	Visual	5	5.5



### V81 Casement Window Operator

- Universal replacement for metal or wood outswinging casements.
- Specify right or left hand.
- Will replace most standard crank type operators.
- Case hardened worm gear and stud assure long service.
- Operator arm is rust proof steel.

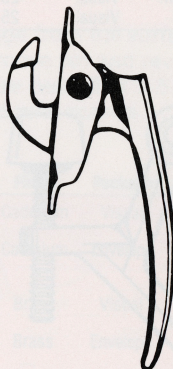
	Arm Hand	Lgth	Finish	Package	Carton	
					Qty.	Wt.
V81L9 BZ	Left	9"	Bronze	Visual	5	5.5
V81R9 BZ	Right	9"	Bronze	Visual	5	5.5
V81L9 AL	Left	9"	Alum.	Visual	5	5.5
V81R9 AL	Right	9"	Alum.	Visual	5	5.5



### V82 Replacement Crank Handle for Casement Operators

- Standard crank handle.
- Set screw to lock handle in place.
- Fits 3/8" spline.

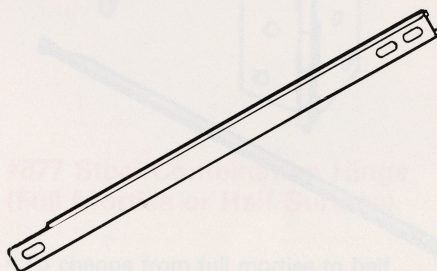
	Finish	Package	Qty.	Carton Wt.
V82 BZ	Bronze	Visual	10	2.0
V82 AL	Alum.	Visual	10	2.0



### V83 Casement Lock Handle

- Replacement lock handle.
- Specify right or left hand.

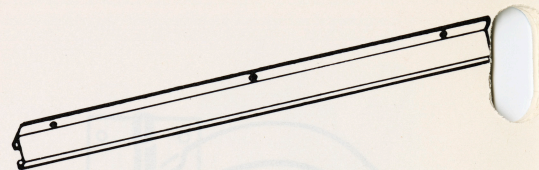
	Hand	Finish	Package	Carton	
				Qty.	Wt.
V83L BZ	Left	Bronze	Visual	10	3.0
V83R BZ	Right	Bronze	Visual	10	3.0
V83L AL	Left	Alum.	Visual	10	3.0
V83R AL	Right	Alum.	Visual	10	3.0



### CG80 Channel Window Guides (For Metal Windows)

- Use with operator for metal casement windows.
- 13-3/4" long.

	Finish	Package	Qty.	Carton Wt.
CG80	Cadmium	Box	12	1.5

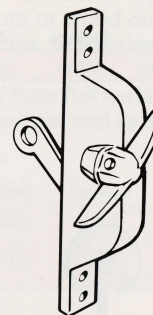


### CG81 Channel Window Guides (For Wood Windows)

- Use with operator for wood casement windows.
- Extruded aluminum.
- 14" long.

	Finish	Package	Qty.	Carton Wt.
CG81	Alum.	Box	12	1.5

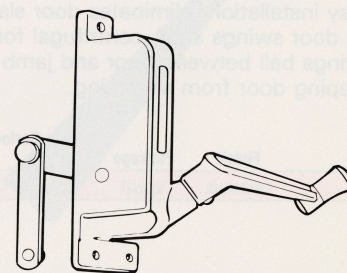
## JALOUSIE & AWNING OPERATORS



### V85 Replacement Jalousie Operator

- Universal application.
- Reversible for right or left hand use.
- For both door and window jalousie units.

	Finish	Package	Qty.	Carton Wt.
V85	Alum.	Visual	5	3.2




### VM600 Replacement Awning Window Operator

- Universal application.
- Gears are heat treated and synchronized to operate without stiffness or backlash.
- Specify right or left hand.

	Hand	Finish	Package	Qty.	Carton Wt.
VM600R	Right	Alum.	Visual	5	6.0
VM600L	Left	Alum.	Visual	5	6.0




## PATIO DOOR LATCHES & LOCKS



### V1104 Surface Mounted Patio Door Hardware Set

- Internal latching.
- Reversible for right or left hand application.
- Either automatic locking or "No Lock Out" feature (your choice during installation).
- Densiwood handle.

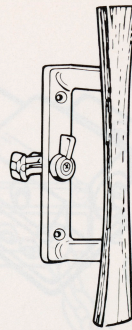
	Finish	Package	Qty.	Carton Wt.
V1104	Alum.	Visual	5	5.2



### VK1104 Surface Mounted Patio Door Hardware Set With Key Locking Unit

- Internal latching.
- Reversible for right or left hand application.
- Either automatic locking or "No Lock Out" feature (your choice during installation).
- Densiwood handle.
- Key lock for extra security.


	Finish	Package	Qty.	Carton Wt.
VK1104	Alum.	Visual	5	5.7



### V1104IS Surface Mounted Patio Door Hardware Inside Assembly Only

- Inside portion of the V1104.
- Densiwood handle.

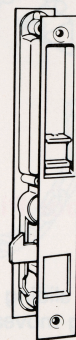
	Finish	Package	Qty.	Carton Wt.
V1104IS	Alum.	Visual	5	3.5



### V4 Key Lock Unit

- Key lock for V1104 set.

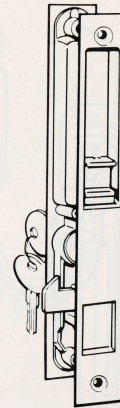
	Finish	Package	Qty.	Carton Wt.
V4	Alum.	Visual	5	.8



### V1195 Flush Mounted Patio Door Hardware Set

- Flush mount fits into door stile.
- Projection 1/16" on inside and outside of patio door.
- Reversible for right or left hand application.
- Packed with seven (7) different latch hooks to fit virtually all applications.

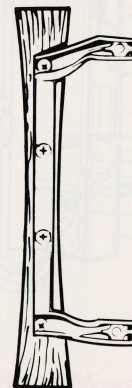
	Finish	Package	Qty.	Carton Wt.
V1195	Alum.	Visual	5	3.5



### VK1195 Flush Mounted Patio Door Hardware Set With Key Locking Unit

- Flush mount fits into door stile.
- Projection 1/16" on inside and outside of patio door.
- Reversible for right or left hand application.
- Packed with seven (7) different latch hooks to fit virtually all applications.
- Key lock for extra security.

	Finish	Package	Qty.	Carton Wt.
VK1195	Alum.	Visual	5	3.9



### V1147H Inside Handle For Patio Doors

- Densiwood handle.
- Attaching screws included.
- Designed for use with V1195.

	Finish	Package	Qty.	Carton Wt.
V1147H	Alum.	Visual	5	2.7






### V5 Key Lock Unit

- Key lock for V1195 set.


	Finish	Package	Qty.	Carton Wt.
V5	Alum.	Visual	5	1.1



### V1200 Surface Mounted Patio Door Hardware Set

- Reversible for right or left hand application.
- Surface mount by drilling three 1/4" holes.
- Retractable latch prevents lock out.
- Anti-lift bolt resists prying or lifting of door.


	Finish	Package	Qty.	Carton Wt.
V1200	Alum.	Visual	5	4.7



### V104 Key Locking Patio Door Auxiliary Lock

- Locks moveable door panel.
- Installs with two (2) screws.
- 3/8" hole required for bolt.
- Easily locked by pushing bolt.
- Requires key to unlock.

	Finish	Package	Qty.	Carton Wt.
V104	Alum.	Visual	5	2.0



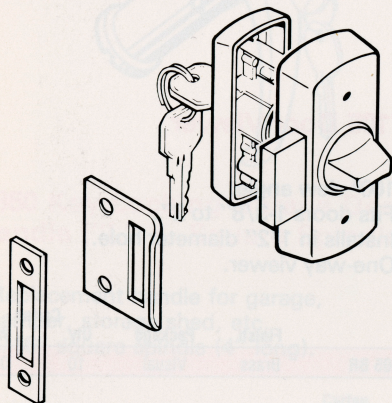
### V108 Patio Door Pin Lock

- No key required.
- Locks moveable sliding door or window to opposing moveable or stationary panel.
- Pin holder for storage when not in use.
- Installs in 3/16" diameter hole.

	Finish	Package	Qty.	Carton Wt.
V108	Alum.	Visual	10	0.7



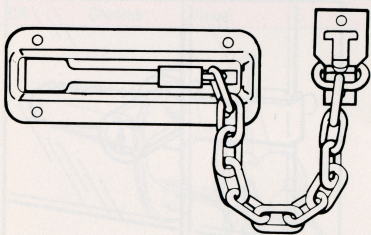
## DOOR HARDWARE



### V114 Key Locking Dead Bolt

- Securely bolts door in locked position.
- Key operated outside, thumb turn inside.
- For inswinging or outswinging door.
- For doors 5/8" to 1-1/2".

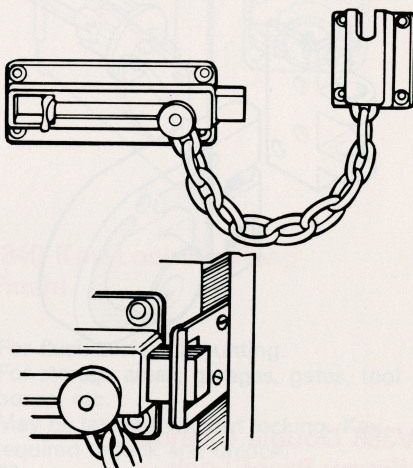
	Finish	Package	Qty.	Carton Wt.
V114	Alum.	Visual	5	3.0
V114 BL	Black	Visual	5	3.0



### V88 Chain Door Guard

- Made of steel with welded steel chain.
- Polished brass plated.
- Has hold-up for chain when unlocked.

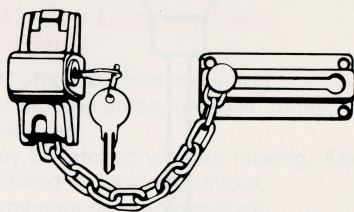
	Finish	Package	Qty.	Carton Wt.
V88 BR	Brass	Visual	10	2.7



### V89D Chain Door Guard With Dead Bolt

- Extra dead bolt security.
- Welded steel chain.
- Has hold-up for chain when unlocked.

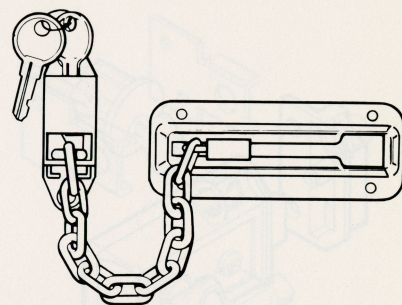
	Finish	Package	Qty.	Carton Wt.
V89D BR	Brass	Visual	5	3.0
V89D AB	Antique Brass	Visual	5	3.0



### V102 Key Locking Chain Door Guard

- Can be locked and unlocked by key from outside of door as well as inside.
- Welded steel chain.
- For convenience, key always faces door opening.
- Has hold-up for chain when unlocked.


	Finish	Package	Qty.	Carton Wt.
V102 BR	Brass	Visual	5	3.2
V102 AB	Antique Brass	Visual	5	3.2



### V112 Key Locking Chain Door Guard

- Can be locked and unlocked by key from outside of door as well as inside.
- Welded steel chain.
- Has hold-up for chain when unlocked.

	Finish	Package	Qty.	Carton Wt.
V112 BR	Brass	Visual	5	3.0

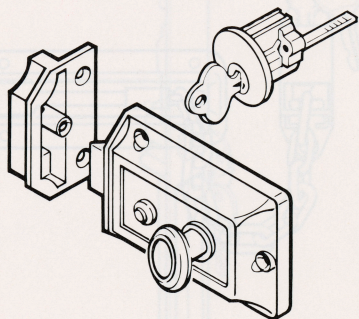


### V103D Key Locking Chain Door Guard with Dead Bolt

- Can be locked and unlocked with key from outside of door as well as inside.
- Extra dead bolt security.
- For convenience, key always faces door opening.
- Has hold-up for chain when unlocked.

	Finish	Package	Qty.	Carton Wt.
V103D BR	Brass	Visual	5	3.7
V103D AB	Antique Brass	Visual	5	3.7

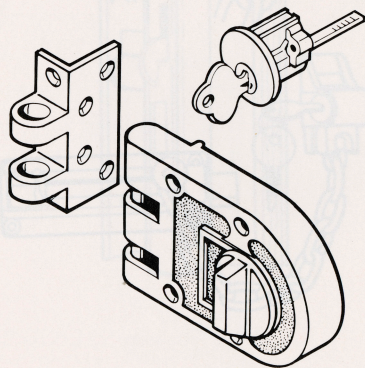




### V380 Rim Cylinder Night Latch

- 5 pin tumbler cylinder.
- Key lock outside, thumb turn inside.
- Brass latch bolt always in locked position.
- Has latch hold-back feature.
- Requires one 1-1/4" diameter hole in door.
- Surface installation. No mortising required.

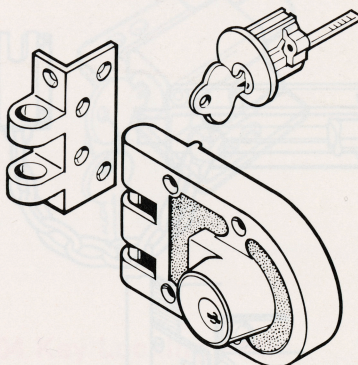
	Finish	Package	Qty.	Carton Wt.
V380 BR	Brass	Visual	5	6.7



### V385 Jimmy-Proof Lock

- 5 pin tumbler cylinder.
- Key lock outside, thumb turn inside.
- Surface installation. Requires one 1-1/4" diameter hole in door.
- Securely bolts door to jamb.

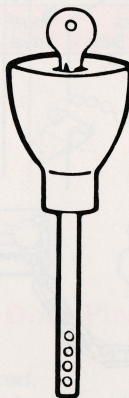
	Finish	Package	Qty.	Carton Wt.
V385 BR	Brass	Visual	5	9.7



### V386 Double Cylinder Jimmy-Proof Lock

- Two five (5) pin tumbler cylinders.
- Key lock inside and outside.
- Surface installation. Requires one 1-1/4" diameter hole in door.
- Securely bolts door to jamb.


	Finish	Package	Qty.	Carton Wt.
V386 BR	Brass	Visual	5	10.5



### V360 Replacement Key-In-Knob (Free - Spin Lock)

- Spindle 3-1/2" long, 9/32" square, with 3/8 - 20 thread.
- Converts old style mortise type lock to modern key-in-knob lock.
- Replaces locks with threaded or set-screw type spindles.
- Knob free spinning when locked.


	Finish	Package	Qty.	Carton Wt.
V360 BR	Brass	Visual	5	2.8



### V105 Door Viewer

- 160° view angle.
- Fits doors 1-3/8" to 2".
- Installs in 1/2" diameter hole.
- One-way viewer.

	Finish	Package	Qty.	Carton Wt.
V105 BR	Brass	Visual	10	0.7




### V106 Door Viewer

- 190° view angle.
- Fits doors 1-3/8" to 2".
- Installs in 1/2" diameter hole.
- One-way viewer.

	Finish	Package	Qty.	Carton Wt.
V106 BR	Alum.	Visual	10	0.7

V106 Available August 1981

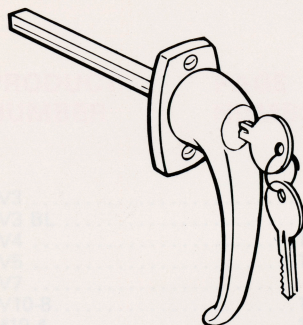


### V200 Showcase Lock

- For glass, metal or wood bypassing sliding panels up to 1/4" thick.
- No installation preparation required.
- Locks without key. Requires key to unlock.

	Finish	Package	Qty.	Carton Wt.
V200 CR	Chrome	Visual	5	1.2

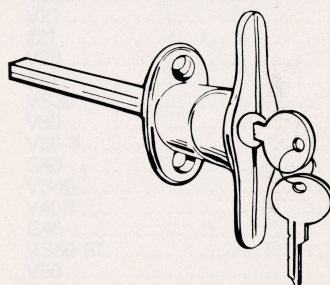




## V350 Key Locking Garage Door Handle ("L" - Square Spindle)

- Replacement handle for garage, camper, storage shed, etc.
- 5/16" square spindle (4" long).

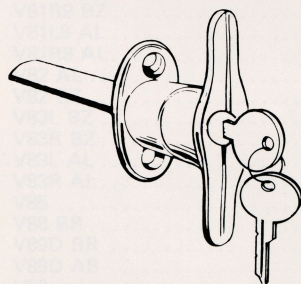
	Finish	Package	Qty.	Carton Wt.
V350 CR	Chrome	Visual	5	3.7



## V351 Key Locking Garage Door Handle ("T" - Square Spindle)

- Replacement handle for garage, camper, storage shed, etc.
- 5/16" square spindle (4" long).

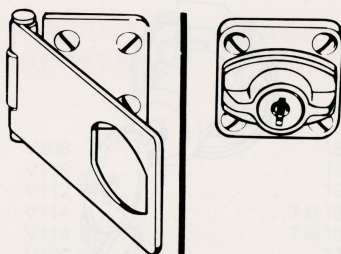
	Finish	Package	Qty.	Carton Wt.
V351 CR	Chrome	Visual	5	2.5



## V352 Key Locking Garage Door Handle ("T" - Flat Spindle)

- Replacement handle for garage, camper, storage shed, etc.
- 1/2" wide x 5/32" thick flat spindle.

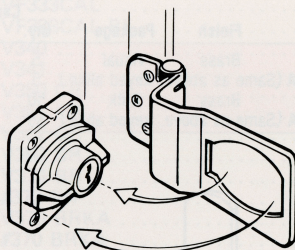
	Finish	Package	Qty.	Carton Wt.
V352 CR	Chrome	Visual	5	3.0



## V340 Key Locking Hasp (Flush)

- For flush surface mounting.
- For storage areas, garages, gates, tool boxes, etc.
- May be latched without locking. Key required to lock and unlock.
- Eliminates need for padlock.

	Finish	Package	Qty.	Carton Wt.
V340	Alum.	Visual	5	2.7

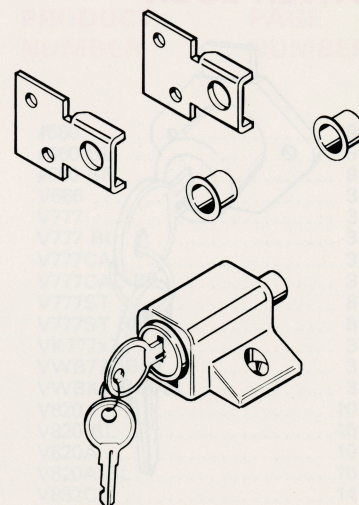


## V341 Key Locking Hasp (Offset)

- For offset surface mounting.
- For storage areas, garages, gates, tool sheds, etc.
- May be latched without locking. Key required to lock and unlock.
- Eliminates need for padlock.

	Finish	Package	Qty.	Carton Wt.
V341	Alum.	Visual	5	3.0

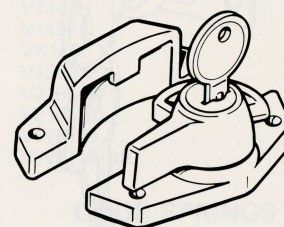
## WINDOW HARDWARE



## V100 Key Locking Window Lock

- Suitable for double-hung or sliding windows.
- Window may be locked in closed or ventilating position.
- Packed with 2 flat and 2 grommet strikes for two position locking.
- Some installations require a 13/32" diameter hole.
- Easily locked by pushing bolt.
- Requires key to unlock.

	Finish	Package	Qty.	Carton Wt.
V100 BR	Brass	Visual	5	2.0
V100 AB	Antique Brass	Visual	5	2.0




## V130 Key Locking Sash Window Lock

- Secures upper and lower sash panels in locked position.
- Remove key to lock.
- Fits narrow style windows.

	Finish	Package	Qty.	Carton Wt.
V130 BR	Brass	Visual	5	2.0




## CABINET DOOR & DRAWER LOCK



### V370 Flush (Surface) Mounted Drawer and Cabinet Lock

- For 7/8" maximum material thickness.
- Installs in 7/8" diameter hole.
- Lock bolt projects 3/8".


	Finish	Package	Carton	
			Qty.	Wt.
V370 BR	Brass	Visual	5	1.5
V370 BRKA (Same as above, keyed alike)			5	1.5
#370 BR	Brass	Bulk	50	14.2
#370 BRKA (Same as above, keyed alike)			50	14.2



### V371 Mortise Type Drawer And Cabinet Lock

- For 7/8" maximum material thickness.
- Lock bolt projects 11/32".


	Finish	Package	Carton	
			Qty.	Wt.
V371 BR	Brass	Visual	5	1.2
V371 BRKA (Same as above, keyed alike.)			5	1.2
#371 BR	Brass	Bulk	50	14.2
#371 BRKA (Same as above, keyed alike.)			50	14.2



### V372 Flush (Surface) Mounted Self Locking Drawer and Cabinet Lock

- For 7/8" maximum material thickness.
- Latch bolt projects 7/32".
- Installs in 7/8" diameter hole.

	Finish	Package	Carton	
			Qty.	Wt.
V372 BR	Brass	Visual	5	1.5
V372 BRKA (Same as above, keyed alike.)			5	1.5
#372 BR	Brass	Bulk	50	14.0
#372 BRKA (Same as above, keyed alike.)			50	14.0



### V373 Cam Lock for Drawers And Cabinets

- For material thickness up to 13/16".
- Furnished with straight and offset cams.
- Installs in 3/4" diameter hole.

	Finish	Package	Carton	
			Qty.	Wt.
V373 SS	Stainless Steel	Visual	5	1.2
V373 SSKA (Same as above, keyed alike)			5	1.2
#373 SS	Stainless Steel	Bulk	50	13.2
#373 SSKA (Same as above, keyed alike.)			50	13.2



## PRODUCT NUMBER PAGE NUMBER

V3	7
V3 BL	7
V4	17
V5	18
V7	4
V10-8	13
#10-4	13
#10	13
VS10	12
V11	11
V11 BL	11
V12	15
V16	15
#16	15
V20-8	13
#20-4	13
#20	13
#20A	13
V20A-8	13
G20	11
VS20	12
V21	13
#21	13
V29	13
#29	13
VS30	12
V30	14
V30-3	14
G40	11
VS40	12
V40S	13
G45	11
VS50 BL	12
V50	13
G55	11
V60	13
V70	15
V70 BR	15
V72 BR	15
CG80	16
V80L9 BZ	16
V80R9 BZ	16
V80L8 BZ	16
V80R8 BZ	16
V80L9 AL	16
V80R9 AL	16
CG81	16
V81L9 BZ	16
V81R9 BZ	16
V81L9 AL	16
V81R9 AL	16
V82 AL	16
V82 BZ	16
V83L BZ	16
V83R BZ	16
V83L AL	16
V83R AL	16
V85	16
V88 BR	19
V89D BR	19
V89D AB	19
V90	15
V99	13
V100 BR	21
V100 AB	21
V102 BR	19
V102 AB	19
V103D BR	19
V103D AB	19
V104	18
V105 BR	20
V106 BR	20

## PRODUCT NUMBER PAGE NUMBER

V108	18
V110	10
V112 BR	19
V114	7 & 19
V114 BL	7 & 19
V130 BR	21
V150	9
V150 BL	9
V170	9
V170 BL	9
V200 CR	20
V333	5
V333 BL	5
V333 CR	5
V333CAL	5
VK333x3	5
VK333x3 BL	5
VK333x3 CR	5
VK333x3CAL	5
VC333 BL	5
VCK333x3 BL	5
VM333 BW	5
VM333CAL BW	5
VMK333x3 BW	5
VMK333x3CAL BW	5
VF333	7
VF333 BL	7
VF333CAL	7
VF333CAL BL	7
V340	21
V341	21
V350 CR	21
V351 CR	21
V352 CR	21
V360 BR	20
V370 BR	22
#370 BR	22
V370 BRKA	22
#370 BRKA	22
V371 BR	22
#371 BR	22
V371 BRKA	22
#371 BRKA	22
V372 BR	22
#372 BR	22
V372 BRKA	22
#372 BRKA	22
V373 SS	22
#373 SS	22
V373 SSKA	22
#373 SSKA	22
V380 BR	20
V385 BR	20
V386 BR	20
V398	6
V398 BL	6
VK398x3	6
VK398x3 BL	6
VH440	10
VH440 BL	10
V444-2	6
VK444-2x3	6
VC444-2 BL	6
VCK444-2x3 BL	6
VLP444	7
VLPB444	7
VLPK444	7
V460 BL	14
V501	3
V550	11
VM600L	16
VM600R	16


## PRODUCT NUMBER PAGE NUMBER

#660	9
#660 BL	9
#660 BR	9
V666	3
V777	3
V777 BL	3
V777CAL	3
V777CAL BL	3
V777ST	8
V777ST BL	8
VK777x7	3
VWB777 BL	3
VWBK777x8 BL	3
V820	10
V820 BL	10
V820A	10
V820A BL	10
V832CS	14
V866 CA	14
#866 CA	14
V866 BR	14
#866 BR	14
#877 CA	14
#877 BR	14
V888	4
V888CAL	4
VK888x7	4
VG888 BL	4
V909	4
V920	9
V920 BL	9
V970	8
V1000	8
V1000 BR	8
V1020	9
V1020 BL	9
V1020CAL	9
V1020CAL BL	9
V1020x11	9
VJ1020	10
VJ1020CAL	10
VJ1020CAL BL	10
V1104	17
V1104IS	17
VK1104	17
V1147H	17
V1195	17
VK1195	17
V1200	18
V2105	10
V2105 BL	10
VW8119	8
VW8119 BR	8

## DOOR SPRINGS


#3 BL	15
#4 BL	15
#5 BL	15
#6 BL	15
#7 BL	15
#8 BL	15
#3 CA	15
#4 CA	15
#5 CA	15
#6 CA	15
#7 CA	15
#8 CA	15



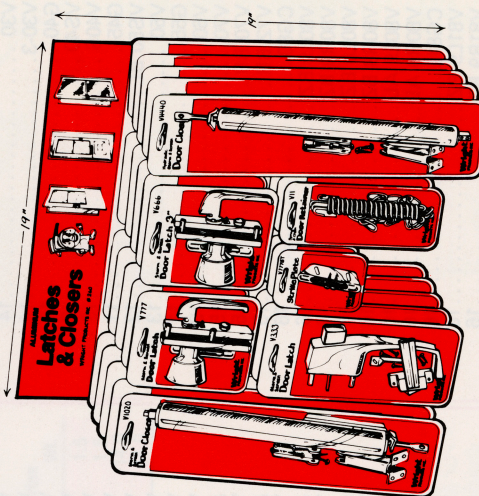


# Wright Merchandisers

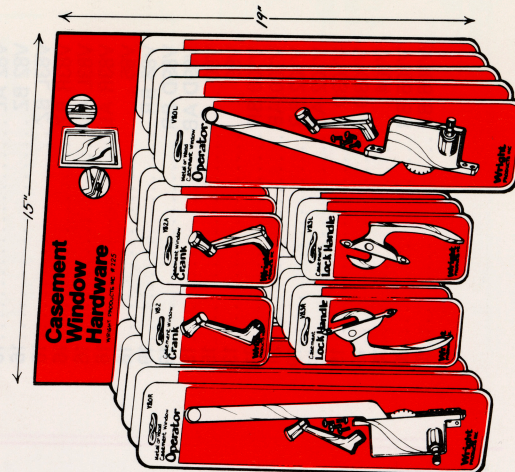
#210 STORM & SCREEN  
DOOR LATCHES




#260 STORM & SCREEN  
DOOR HARDWARE




#225 BASEMENT WINDOW  
HARDWARE



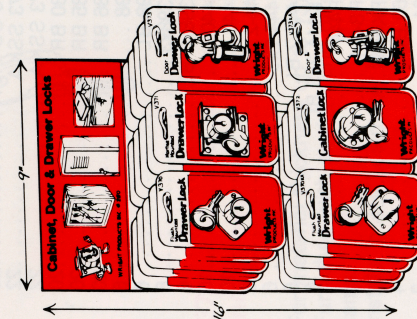
#215 STORM & SCREEN  
DOOR CLOSERS



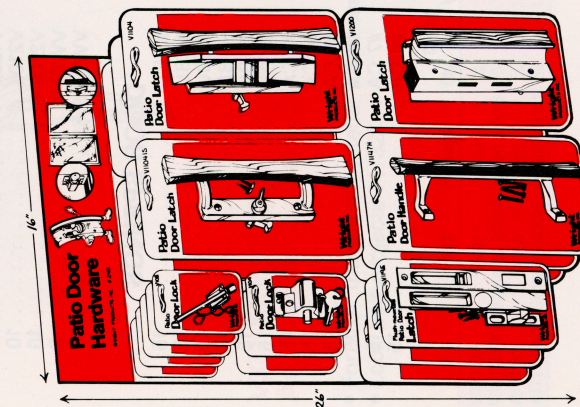
#265 STORM & SCREEN  
DOOR HARDWARE



#250 CABINET LOCKS



#240 PATIO DOOR HARDWARE





## Storm & Screen Door Hardware



Merchandiser & Stock No. 261

## Builders Hardware



Merchandiser & Stock No. 220

## Patio Door Hardware



Merchandiser & Stock No. 230

## Home Protection Hardware



Merchandiser & Stock No. 245

# Merchandised Wright

Wright has developed an award winning merchandising program including several new merchandisers to make your selling job easier. All merchandisers feature:

- A modular design to completely organize your hardware department.
- A reordering system that allows you to customize the

merchandiser to fit your individual needs. Merchandiser plan-o-grams list model numbers identifying each Wright hardware item.

- An illustrated header to explain product use.
- Attractive space saver packaging.
- All merchandisers are FREE with stock order.





## Wright is Your Complete Hardware Supplier

### PRODUCTS


Wright's total hardware program is designed to help make hardware retailing easier and more profitable. We offer you a complete line of quality hardware . . . hundreds of popular home and builders hardware products at exceptional values.

### MADE IN WRIGHT

Wright is the original manufacturer . . . we don't have someone else make it for us. That's important for keeping prices down, for maintaining quality control, for maintaining inventories and for on time deliveries.


### MERCHANDISERS

Sell hardware the easy way . . . the Wright way . . . with Wright's award winning merchandising program. Wright has developed several new merchandisers including Storm and Screen hardware, Patio Door hardware, Home Protection hardware and Builders hardware. All merchandisers can be easily customized to meet your needs.



### PACKAGED WRIGHT

With Wright's "Space-Saver" packaging, there's no wasted space and plenty of sell. Wright's hand-somely designed packaging was preferred by shoppers when test marketed in hardware/building supply stores. Wright's compact consumer appealing packaging is designed to assure you maximum sales and profits on all Wright's quality home hardware.



### WRIGHT DELIVERS

Wright is totally committed to serving all your needs. Everyone needs on time delivery. At Wright we really work at getting product to you when you need it. So, if you're out of hardware, losing sales and tired of waiting, call Wright. We'll deliver "Wright" away.



"Mister Wright"

*Wright Products Inc.*

SALES & ADMINISTRATION OFFICES:  
1800 W. 94th St., Minneapolis, MN 55431  
(612) 881-4500

CUSTOMER SERVICE & MANUFACTURING PLANT:  
P.O. Box 151, Rice Lake, WI 54868  
(715) 234-7077

 a Hartzell Corporation Company