

BEST SELLER



Durability | Service | Innovation

Proudly Made in America Since 1887

800.543.7417

www.witt.com

sales@witt.com

Welcome

Witt Industries is proud to present to you, customized product offerings based on industry segment in the form of this catalog. For a full listing of our entire collection of products, please visit our website.

The icons below will be used throughout the catalog to help identify products for your ease of use. Witt has a proud history of more than 125 years in the waste and recycling receptacle industry, with indoor and outdoor receptacles and other accessories available as well. For questions, concerns or to place an order, please contact Witt Industries at **800-543-7417**, on the web at www.witt.com or via email at sales@witt.com.

Legend

ADA

This product conforms to the Americans with Disabilities Act reach requirements within the accessibility guidelines outlined in Section 4.2 : Space Allowance and Reach Ranges.



Non-Cancelable Non-Returnable

This product is not eligible to be canceled or returned once an order is received by Witt. There will be no exceptions to this policy.



OSHA

This icon indicates a products is OSHA compliant with standard number 1910.141 for waste disposal containers.



Quickship

This product is part of our Quickship Program. Order between 1-20 of these items by noon and the product will be shipped within 48 hours.



New Product

This icon indicates this is a new product in our catalog.



Table of Contents

01.....	Dome Top Standard
02.....	Push Top Standard
03.....	Half Round Series
04.....	Office/Medical Industrial Step-on
05.....	Galvanized Metal Series
06.....	Aluminum Series Standard
06.....	Aluminum Recycling
07.....	GeoCube Recycling
08.....	Witt Stadium Series [®] Standard
09.....	Witt Stadium Series [®] Logo
10.....	Witt Stadium Series [®] Message Center
11.....	Witt Stadium Series [®] Recycling
12.....	Witt Stadium Series [®] Logo Information
13.....	Witt Stadium Series [®] Color Options
14.....	Oakley Standard
14.....	Oakley Square
15.....	Oakley Benches
16.....	EXP Standard
16.....	Smokers Mirage
17.....	EXP Accessories
18.....	The Celestial
18.....	Aluminum Series Standard
19.....	The Rookwood
19.....	The Lookout





Dome Top Standard

A timeless classic waste receptacle that can fit any environment.

- Rolled under stainless steel bottom offers superior floor protection
 - Offers touchless, sanitary waste disposal
 - All models feature galvanized steel liners
 - Available in a wide variety of colors and finishes
 - Available with 12,15 and 20 gallon capacity
- * 412DTBK and 420DTBK only available in black



Item #	Description	Capacity	Dimensions	Weight	Colors	
412DTBK	Open top w/ galvanized liner	12 Gal	15" x 29"	20 lb	Silver Vein Black Almond White Blue Green	
415DT	Open top w/ galvanized liner	15 Gal	15" x 35"	21 lb		
420DTBK	Open top w/ galvanized liner	20 Gal	18" x 34"	35 lb		

Push Top Standard

Witt's best-selling Push Top Receptacle provides the ultimate high traffic and heavy use performance experience.

- Self-closing door that effectively controls odor
- Made from USA-sourced pre-galvanized steel for sustainability and maximum performance
- All models feature galvanized steel liners
- Stainless steel bottom band provides extra floor protection

* 12DTWH only available in white



15DTAL



15DTBK



15DTBL



15DTSGN



15DTSVN

Item #	Description	Capacity	Dimensions	Weight	Colors
12DT	Push top w/galvanized liner	12 Gal	15 x 29"	20 lb	<div><div></div> Silver Vein</div> <div><div></div> Black</div> <div><div></div> Almond</div> <div><div></div> White</div> <div><div></div> Blue</div> <div><div></div> Green</div>
15DT	Push top w/ galvanized liner	15 Gal	15" x 35"	22 lb	

Half Round Series

A designer-focused family of receptacles to outfit your entire facility.

- Comes standard with a flat back for tight, space-constrained areas
- An array of finishes including contemporary stainless steel and powder coat
- Crafted with durable, fire-safe steel
- Includes reusable, recyclable plastic liner for maximum efficiency and durability



9HR-SS



9HR-TP



Item #	Description	Capacity	Dimensions	Weight	Colors
9HR	Half-Round wall receptacle	9 Gal	18" x 8.5" x 32"	17 lb	<div><div></div> Black</div> <div><div></div> Taupe</div> <div><div></div> Stainless Steel</div>

Office/Medical Industrial Step-on Receptacle

Provides ultimate sanitary disposal of bio-hazard materials for healthcare or extended care facilities.

- Features hands-free, safe operation for germ/contamination control
- Compliant with the OSHA Standard for Bloodborne Pathogens
- Step-On receptacles are fire-safe and come complete with a galvanized steel liner
- Comes in two sizes and three color options

* 2270 only available in white



2240WH



2240RD



2240SS



2270WH


Item #	Description	Capacity	Dimensions	Weight	Colors
2240	Step-on receptacle w/ plastic liner	4 Gal	11" x 16"	9 lb	<div> <div></div> White <div></div> Red <div></div> Stainless Steel </div>
2270	Step-on receptacle w/ plastic liner	7 Gal	11" x 21"	11 lb	

Galvanized Metal Receptacle

A smart choice for industrial and manufacturing facility parks, and outdoor residents.

- Stands up to the weather conditions in any environment
- Carefully manufactured from prime, heavy gauge USA-sourced galvanized steel
- Features deep body corrugation for superior strength and durability
- Recessed can bottom design limits floor contact for floor protection
- Corrugated, galvanized lids fit securely
- Heavy duty cans and lids meet government specifications
- Optional galvanized dome lid available for 32 gallon receptacle
- Available in light and heavy duty construction
- Made in the USA



Item #	Description	Capacity	Dimensions	Weight	Colors
10GPC	27 gauge light duty can	10 Gal	16" x 17.25"	6 lb	 Galvanized
WCD20C	27 gauge light duty can	20 Gal	17.5" x 23"	7.5 lb	
WCD24C	27 gauge light duty can	24 Gal	19.5" x 23.5"	9.5 lb	
WCD32C	27 gauge light duty can	32 Gal	21.25" x 26.5"	9.5 lb	
WHD24C	23 gauge heavy duty can	24 Gal	19.5" x 23.5"	14.5 lb	
WHD32C	23 gauge heavy duty can	32 Gal	21.25" x 26.25"	18 lb	
10GPL	27 gauge light duty lid	n/a	16" x 3"	1.25 lb	
WCD20L	27 gauge light duty lid	n/a	18" x 5"	2 lb	
WCD24L	27 gauge light duty lid	n/a	20" x 5"	2 lb	
WCD32L	27 gauge light duty lid	n/a	21.5" x 5"	2.5 lb	
WHD24L	23 gauge heavy duty lid	n/a	20" x 5"	3 lb	
WHD32L	23 gauge heavy duty lid	n/a	21.5" x 4"	3.1 lb	
3434G	Galvanized dome top fits 32 Gal receptacles	n/a	ID = 21.25	11 lb	



Aluminum Series Standard

Adds an upscale and modern look to your facility.

- Made with heavy gauge aluminum
- Corrosion-resistant and fire safe
- Silver vein has a speckled finish that is highly scratch resistant
- Satin finish is free from blemishes and spinning lines
- Reinforced two piece design creates an overlap area that prevents lid failure
- The two-piece design eliminates the visibility of plastic liners
- Comes standard with rigid plastic liner
- Openings measure 8.25" for AL18's and 9" for AL35's



ADA



(AL35-CLR Only)



AL35-CLR



AL35-SVN

Aluminum Recycling

An elegant solution for your indoor recycling needs.

- Designed of heavy gauge aluminum, which is both corrosion resistant and fire-safe
- Available in satin clear coat finish that is free from blemishes and spinning lines
- Reinforced two piece design creates an overlap area that prevents lid failure
- Two piece design creates an overlap area and eliminates the visibility of plastic liners
- Comes standard with rigid plastic liner



ADA



AL18-CLR-R



AL35-CLR-R

Item #	Description	Capacity	Dimensions	Weight	Colors
AL18	Aluminum receptacle w/ plastic liner	24 Gal	15" x 30.5"	23 lb	Silver Vein Clear Coat
AL18-CLR-R	Aluminum recycling receptacle w/ plastic liner	24 Gal	15" x 30.5"	23 lb	
AL35	Aluminum receptacle w/ plastic liner	35 Gal	18" x 32"	35 lb	
AL35-CLR-R	Aluminum recycling receptacle w/ plastic liner	35 Gal	18" x 32"	35 lb	
AL55-CLR	Aluminum receptacle w/ plastic liner	55 Gal	24" x 35"	66 lb	
AL55-CLR-R	Aluminum recycling receptacle w/ plastic liner	55 Gal	24" x 35"	66 lb	



GeoCube Recycling

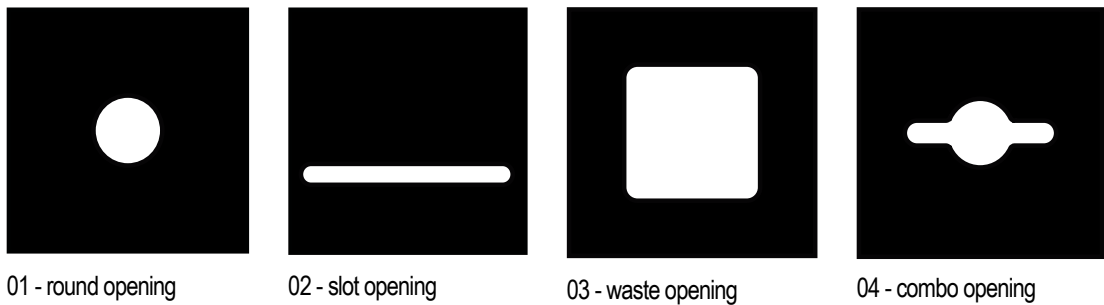
Witt’s best-selling, industry leading recycling system, the GeoCube Recycling Series, is perfect for separating waste and recyclables in public areas and encouraging environmentally responsible waste disposal.

- Space efficient receptacles for recycling
- Mix and match GeoCubes for unique combinations
- Compact and fire-safe steel construction
- Each lid comes with one of the following decals:
 - 01: “Cans” and “Bottles”
 - 02: “Paper” and “Recycle”
 - 03: “Waste” and “Recycle”
 - 04: “Recycle” (two each)

*optional “Plastic” and “Glass” available upon request



Lid Options



Item #	Description	Capacity	Dimensions	Weight	Lids	Colors
24GC	GeoCube Recycling Unit	24 Gal	15" x 15" x 24"	24 lb	01, 02, 03, 04	<div> <div>●</div> Charcoal <div>●</div> Slate </div> <div> <div>●</div> Blue <div>●</div> Scarlet Red </div>
28GC	GeoCube Recycling Unit	28 Gal	15" x 15" x 28"	27 lb	01, 02, 03, 04	
32GC	GeoCube Recycling Unit	32 Gal	15" x 15" x 32"	31 lb	01, 02, 03, 04	
36GC	GeoCube Recycling Unit	36 Gal	15" x 15" x 36"	34 lb	01, 02, 03, 04	

Witt Stadium Series® Standard

Sleek, stylish and durable receptacles for use at stadiums, ball parks, arenas, and parking lots.

- Available in 10, 20, 35, and 55 gallon sizes
- Durable TGIC powder-coated paint finish for indoor or outdoor use
- Also available in stainless steel
- Leveling feet, anchor kit, and lid cable provided at no extra cost
- Standard protective coated base included for SC55 and SC35 (Optional for SC20)
- Ability to match your colors for a truly custom product
- Also available in stainless steel finish
- New flat top "Snap-On Lid" for 55 gallon receptacles stays put in windy conditions



SC20

SC35

SC55



Dolly

Item #	Description	Capacity	Dimensions	Weight	Lids	Colors
SC20-01	Standard Unit w/ plastic liner	20 Gal	15.5" x 31.5"	26 lb	FT	See colors on page 13 or Custom Colors Available
SC35-01	Standard Unit w/ plastic liner	35 Gal	20.5" x 37"	45 lb	FT,HT, DT	
SC55-01	Standard Unit w/ plastic liner	55 Gal	23.5" x 40"	86 lb	FT,HT,DT	
DD-35	Painted four wheel can dolly w/ locking casters	N/A	ID=18"	15 lb	N/A	
DD-55	Painted four wheel can dolly w/ locking casters	N/A	ID=18"	17 lb	N/A	





Witt Stadium Series® Logo

The perfect choice for athletic or entertainment venues. These heavy-duty receptacles are made to withstand high traffic venues and provide consistent and appealing style for years to come.

- Customizable with your team, company, venue or school logo laser cut into the receptacle
- Ability to match your colors for a truly custom product
- Durable TGIC powder-coat paint finish is applied to the USA sourced 100% galvalume steel, making it appropriate for indoor or outdoor use
- Leveling feet, anchor kit, and lid cable provided at no extra cost
- Standard protective coated base included for SC55 and SC35 (Optional for SC20)
- Durable plastic liner included
- High contrast logo colorization available
- Digital product preview available
- Ability to laser up to three logos on the 35 and 55 gallon units
- New flat top "Snap-On Lid" for 55 gallon receptacles stays put in windy conditions



SC55-02

Item #	Description	Capacity	Dimensions	Weight	Lids	Colors
SC20-02	Custom logo unit w/ plastic liner	20 Gal	15.5" x 31.5"	26 lb	FT	See colors on page 13 or Custom Colors Available
SC35-02	Custom logo unit w/ plastic liner	35 Gal	20.5" x 37"	45 lb	FT, HT, DT	
SC55-02	Custom logo unit w/ plastic liner	55 Gal	23.5" x 40"	86 lb	FT, HT, DT	



Witt Stadium Series® Message Center



The first high-quality waste receptacle to combine looks, durability and functionality with the opportunity to generate advertising revenue.

- Customizable with your team, company, venue or school logo laser cut into the receptacle
- Display advertisements or custom messages in the easy-to-change panels
- Durable TGIC powder-coated paint finish for both indoors and outdoors
- Leveling feet, anchor kit, durable plastic liner, and lid cable provided at no extra cost
- Standard protective coated base included for SC55 and SC35 (Optional for SC20)
- Ability to match your colors for a truly custom product; high contrast logo coloring available
- New flat top "Snap-On Lid" for 55 gallon receptacles stays put in windy conditions



SC35-03-FT



Item #	Description	Capacity	Dimensions	Weight	Lids	Colors
SC35-03	Custom logo unit w/ 12" x 12" ad openings, plastic liner	35 Gal	20.5" x 37"	45 lb	FT, HT, DT	See colors on page 13 or Custom Colors Available
SC55-03	Custom logo unit w/ 16" x 8" ad openings, plastic liner	55 Gal	23.5" x 40"	86 lb	FT, HT, DT	





Witt Stadium Series® Recycling

Offers the timeless elegance and durability of a perforated steel receptacle with the chasing arrows recycling symbol to promote sustainability.



- Leveling feet, anchor kit, and lid attachment kit provided at no extra cost on 35 and 55 gallon receptacles
- All models can be customized with your logo for an additional cost
- Optional split half-moon liners for dual stream recycling capabilities on SC55 units
- SC55 is available with full 55 gallon liner
- SC20 available with full 20 gallon liner
- SC35 available with full 35 gallon liner
- All models ship standard with recycle logo
- SC35 and SC55 lid decal options include: aluminum, cans only, glass only, plastic, newspaper, bottles and cans, paper only and bottles only
- SC35 and SC55 lid options include: flat or hood top with 4 ½" round opening or 2" x 7" slot opening. Opening configurations include: opening/opening, opening/slot, or slot/slot
- SC20 lid options include: flat top lid with either 4 ½" round opening or 2" x 7" slot opening
- Protective coated base and laser cut chasing arrow recycle symbol are standard on 35 and 55 gallon receptacles
- 20 gallon receptacle includes chasing arrow and recycle decal
- The receptacles come standard in recycle blue with white recycle logo and can also be customized to your unique color scheme
- New flat top "Snap-On Lid" for 55 gallon receptacles stays put in windy conditions



SC55-02R

SC35-02R

SC20-01-RC

Item #	Description	Capacity	Dimensions	Weight	Colors
SC20-01-RC	Recycle Unit w/ plastic liner, round openings	20 Gal	15.5" x 31.5"	26 lb	 Blue  Green
SC20-01-RP	Recycle Unit w/ plastic liner, slot openings	20 Gal	15.5" x 31.5"	26 lb	
SC35-02R	Recycle Unit w/ plastic liner	35 Gal	20.5" x 37"	45 lb	
SC55-02R	Recycle Unit w/ plastic liner	55 Gal	23.5" x 40"	86 lb	



Logo Customization Process



- 1.** Send your electronically formatted logo with a completed order form to Witt
- 2.** From your logo, we create a computer generated graphic that can be laser cut into our receptacles
- 3.** Sign and return the art approval form with the attached artwork that we send to you
- 4.** The order is entered
- 5.** Your custom logo receptacle is created

Outdoor & Stadium Color Options



Safety Yellow



Ultra Orange



Tech White



Red Baron



Deep Red



Burgundy



Cream



Brass Gold



Brown(BN)



Equipment Green




Evergreen(GN)



Moss Green



Purple



Blue Streak II(BL)




Post Office Blue



Silver



Stone Gray



Bumper Black(BK)

SP = Special colors that require longer lead times.

Color may appear differently than what is actually used in the manufacturing of our products due to printing restrictions.



Oakley Standard

Basic slatted receptacles are a staple for any outdoor setting.

- Durable, long-lasting flat bar steel construction is a deterrent for graffiti
- Metal band at the top adds strength
- Available with five lid options: flat top, dome top, rain cap, swing top, and ash urn.
- Durable plastic liner is included with each unit
- Lid attachment kit and an anchor kit are supplied with all units at no extra charge
- Comes standard with built-in leveling feet



M2401-FT-BN

M3601-FT-BK



Oakley Square

Enhance your property with the beauty of the Oakley Square receptacle.

- Durable, long-lasting flat bar steel construction is a deterrent for graffiti
- Metal band at the top adds strength
- Durable plastic liner is included with each unit
- Lid attachment kit and an anchor kit are supplied with all units at no extra charge
- Comes standard with build-in leveling feet

Item #	Description	Capacity	Dimensions	Weight	Lids	Colors
M2401	Receptacle w/ plastic liner	24 Gal	23" x 35"	57 lb	FT, DT, RC, AT	Green Brown
M3601	Receptacle w/ plastic liner	36 Gal	28" x 36"	95 lb	FT, DT, RC, AT, SWT	Black Silver
M5001	Receptacle w/ plastic liner	50 Gal	28" x 36"	100 lb	FT, DT, RC, AT, SWT	Textured Black
M3601-SQ-FT	Square receptacle w/ plastic liner	36 Gal	28" x 28" x 32.75"	130 lb.	FT	



Oakley Benches

The Oakley Collection of benches are great for municipalities, parks, universities, apartments, office complexes and city streets.

- Durable, long-lasting flat bar steel construction is a deterrent for graffiti
- Anchor kit is supplied with all units at no extra charge
- Durable TGIC powder-coated paint finish
- Available in 4, 5, or 6 foot length
- Center arm option available in 6 foot length to deter loitering
- Made in the USA



Item #	Description	Dimensions	Weight	Colors
M4-BCH	Slatted metal bench	48" x 24" x 34"	77 lb	<div> <div>● Black</div> <div>● Green</div> <div>● Textured Black</div> <div>● Silver</div> <div>● Brown</div> </div>
M5-BCH	Slatted metal bench	60" x 24" x 34"	96 lb	
M6-BCH	Slatted metal bench	72" x 24" x 34"	115 lb	



EXP Standard

Expanded Metal Basket Receptacle is perfect for outside stadiums and arenas, as well as parking lots and garages.

- Hot dipped galvanized or powder coat finish for maximum wear resistance
- Added vertical ribs for reinforcement
- See through mesh is great for added safety in public areas
- Lid options include: dome top, flat top, rain cap, swing top and ash top
- Optional 36 gallon liner available



Quickship

(Black & Galvanized Only)



Item #	Description	Capacity	Dimensions	Weight	Colors
EXP-52	Expanded metal outdoor container	48 Gal	23" x 33"	29 lb	<div>Green</div> <div>Red</div> <div>Black</div> <div>Blue</div> <div>Galvanized</div>
EXP-52NPBL	Expanded metal outdoor container w/ name plate, blue	48 Gal	23.75" x 33"	30 lb	



Smoker's Mirage

Our best-selling Smoker's Mirage continues to be a product of choice for neatly containing those ash and cigarette butt by-products in an easy-to-service design. Perfect for casinos, office entrances, restaurants, campuses, and apartment complexes.

- Designed for indoor or outdoor use
- Constructed of heavy gauge steel
- Large 4.5 gallon capacity removable steel container conceals more than 4,000 disposed cigarette butts for maximum capacity and minimal maintenance servicing

Item #	Description	Capacity	Dimensions	Weight	Colors
MSK	Smoker's Mirage	4.5 Gal.	16" x 39"	18 lb	<div>Black</div> <div>Hammered Charcoal</div>



Witt offers numerous accessory options to complement your EXP Collection receptacle



Dome Top Lid



Swing Top Lid



Flat Top Lid



Flat Top Lid



Ash Top Lid



Rain Cap Lid



Flat Top Lid



Recycle Flat Top Lid



EXP Dome Top Lid




SMB Liner



Lid Attachment Kit

Item #	Description	Dimensions	Weight	Colors
5555	Painted or galvanized dome top lid	ID = 23.75"	11 lb	BK, GN, DB, RD, G
EXP-DTLID	EXP plastic dome top lid	ID = 23.75"	7 lb	BK
SWT55	Painted swing top lid	ID = 23.75"	11 lb	BL, BK, GN
FT256G	Galvanized flat top lid	ID = 23.75"	7.5 lb	G
FT255P	Painted flat top lid	ID = 23.75"	6 lb	GN
M3601-ATL	Ash urn lid	ID = 23.75"	7 lb	BK, GN
M3601-RCL	Rain cap lid	ID = 23.75"	7 lb	BK, GN
M3601-FTL	Flat top lid	ID = 23.75"	5 lb	BK, GN
M3601-FTL2H-RCL	Recycling flat top lid	ID = 23.75"	5 lb	BL
LIDKIT	Lid retainer kit for outdoor units	N / A	N / A	N / A
SMB36L	36 gallon SMB liner, black	20.25" x 30"	10 lb	BK







The Celestial

Designed for hospitality and hotel venues, suites in arenas and stadiums, class A office parks, as well as anywhere where high-end style and functionality are required.

- 25 Gallon Capacity
- Brushed stainless steel or powder coated receptacle with perforated holes
- Bag retainer bands included
- Standard with hinged lid
- Optional 21 gallon liner available

Item #	Description	Capacity	Dimensions	Weight	Colors
CL25-SS	Stainless receptacle with perforated holes	25 Gal	15.5" x 15.5" x 30.5"	27 lb	 Stainless Steel  Black
CL25-BK	Receptacle with perforated holes	25 Gal	15.5" x 15.5" x 30.5"	27 lb	




Aluminum Series Standard

New 55 gallon capacity will hold more in any facility that needs a modern and upscale look.

- 55 Gallon capacity
- Made with heavy gauge aluminum
- Corrosion-resistant and fire safe
- Satin finish is free from blemishes and spinning lines
- Reinforced two piece design creates an overlap area that prevents lid failure
- The two-piece design eliminates the visibility of plastic liners
- Comes standard with rigid plastic liner
- Opening measure 12" diameter



Item #	Description	Capacity	Dimensions	Weight	Colors
AL55-CLR	Aluminum receptacle w/ plastic liner	55 Gal	24" x 35"	66 lb	 Clear Coat





The Rookwood

Perfect for entrances to grocery stores and C-stores, shopping malls, convention centers and arenas. This receptacle is great anywhere durability and functionality is needed.

- 32 Gallon capacity
- Receptacle comes complete, no assembly required
- Outdoor Receptacle with metal frame and aggregate panels
- Four sided trash opening
- Hinged lid for ease of servicing
- Includes galvanized liner
- Lockable Lid
- Leveling feet included



Item #	Description	Capacity	Dimensions	Weight	Colors
RW32AP-BN	Aggregate receptacle	32 Gal	16" x 39"	77 lb	<div></div> Brown



The Lookout

Designed with safety and security in mind. Perfect for government buildings, transportation areas like airports and train stations, as well as any high traffic areas, stadiums, arenas, or anywhere where security is paramount.

- 55 Gallon capacity
- Clear panels
- Ability to anchor
- Drain holes
- Heavy-duty steel construction
- Retainer band to secure bag liner
- Protective coated base
- Made in the USA




Item #	Description	Capacity	Dimensions	Weight	Colors
SEC55P-BB-FT	Clear paneled receptacle	55 Gal	16" x 39"		<div></div> Black



NOTES

[illegible]

This Witt catalog was provided by:



4600 N. Mason-Montgomery Rd. • Mason, OH 45040
1.800.543.7417 • Fax: 877.891.8200 • sales@witt.com

www.witt.com



GROCERY STORE & SUPERMARKETS



Durability | Service | Innovation

Proudly Made in America Since 1887

800.543.7417

www.witt.com

sales@witt.com

Welcome

Witt Industries is proud to present to you, customized product offerings based on industry segment in the form of this catalog. For a full listing of our entire collection of products, please visit our website.

The icons below will be used throughout the catalog to help identify products for your ease of use. Witt has a proud history of more than 125 years in the waste and recycling receptacle industry, with indoor and outdoor receptacles and other accessories available as well. For questions, concerns or to place an order, please contact Witt Industries at **800-543-7417**, on the web at www.witt.com or via email at sales@witt.com.

Legend

ADA

This product conforms to the Americans with Disabilities Act reach requirements within the accessibility guidelines outlined in Section 4.2 : Space Allowance and Reach Ranges.

ADA

Non-Cancelable Non-Returnable

This product is not eligible to be canceled or returned once an order is received by Witt. There will be no exceptions to this policy.



OSHA

This icon indicates a products is OSHA compliant with standard number 1910.141 for waste disposal containers.



Quickship

This product is part of our Quickship Program. Order between 1-20 of these items by noon and the product will be shipped within 48 hours.



New Product

This icon indicates this is a new product in our catalog.



Table of Contents

01-04.....	Store Floor Plans
05.....	Dome Top Standard
06.....	Push Top Standard
07.....	Dome Top Monarch
08.....	Waste Watcher Stainless Steel
09.....	Emoti-Can Recycling
10.....	Dome Top Polished Metal Recycling
10.....	Aluminum Recycling
11.....	GeoCube Recycling
12.....	Dome Top Recycling
13.....	Oakley Standard
13.....	Oakley Square
14.....	Oakley Urn
14.....	Oakley Lids
15.....	Oakley Benches
16.....	EXP Standard
16.....	EXP Hot Dipped Galvanized
17.....	EXP Lids
18.....	Classic Ash Urn
18.....	Smoker's Mirage
19.....	The Celestial
19.....	Aluminum Series Standard
20.....	The Rookwood
20.....	The Lookout



Store Plans



1



Dome Top

2



Dome Top Monarch

3



Oakley Standard

4




Emoti-Can Recycling

5



Stainless Steel Swing Top





1



Dome Top

2



Dome Top Monarch

3



Oakley Standard

4



Emoti-Can Recycling

5



Stainless Steel Swing Top






Dome Top Standard

A timeless classic waste receptacle that can fit any environment.

- Rolled under stainless steel bottom offers superior floor protection
 - Offers touchless, sanitary waste disposal
 - All models feature galvanized steel liners
 - Available in a wide variety of colors and finishes
 - Available with 12,15 and 20 gallon capacity
- * 412DTBK and 420DTBK only available in black



Item #	Description	Capacity	Dimensions	Weight	Colors	
412DTBK	Open top w/ galvanized liner	12 Gal	15" x 29"	20 lb	Silver Vein Black Almond White Blue Green	
415DT	Open top w/ galvanized liner	15 Gal	15" x 35"	21 lb		
420DTBK	Open top w/ galvanized liner	20 Gal	18" x 34"	35 lb		

Push Top Standard

Witt's best-selling Push Top Receptacle provides the ultimate high traffic and heavy use performance experience.

- Self-closing door that effectively controls odor
- Made from USA-sourced pre-galvanized steel for sustainability and maximum performance
- All models feature galvanized steel liners
- Stainless steel bottom band provides extra floor protection

* 12DTWH only available in white



12DTWH



15DTAL



15DTBK



15DTBL



15DTSGN



15DTSVN

Item #	Description	Capacity	Dimensions	Weight	Colors	
15DT	Push top w/ galvanized liner	15 Gal	15" x 35"	22 lb	<div> <div></div> Silver Vein <div></div> Almond <div></div> Blue </div> <div> <div></div> Black <div></div> White <div></div> Green </div>	
12DT	Push top w/ galvanized liner	12 Gal	15" x 29"	20 lb		



Dome Top Monarch

Make a statement with a Witt Open Top Monarch Series Receptacle.

- Four stylish designs to choose from
- Crafted with durable, fire-safe steel; features a strong steel shell
- Offers touchless, sanitary waste disposal
- All models feature galvanized steel liners



ADA



Item #	Description	Capacity	Dimensions	Weight
415DT-11	Black / Brass open top w/ galvanized liner	15 Gal	15" x 35"	21 lb
415DT-44	Chrome / Black open top w/ galvanized liner	15 Gal	15" x 35"	21 lb
415DT-PM	Polished metal open top w/ galvanized liner	15 Gal	15" x 35"	21 lb
415DT-22	Black / Chrome open top w/ galvanized liner	15 Gal	15" x 35"	21 lb




Waste Watchers Stainless Steel

Combines modern style with
ultimate utility



- Choose from Swing Top or Push Top lid options
- Made of 100% recyclable USA-sourced steel
- Optional heavy duty plastic liner available
- Closed tops help control odor
- Classic yet functional form combined with sleek stainless steel design
- Available in many sizes to meet varied needs



Item #	Description	Capacity	Dimensions	Weight	Colors
13HTSS	Push top hamper and top, stainless steel	13 Gal	13" x 13" x 30"	20 lb	 Stainless Steel
21HTSS	Push top hamper and top, stainless steel	21 Gal	15" x 15" x 37"	27 lb	
36HTSS	Push top hamper and top, stainless steel	36 Gal	19" x 19" x 37"	34 lb	
1311HTSS	Swing top hamper and top, stainless steel	13 Gal	13" x 13" x 29"	18 lb	
1411HTSS	Swing top hamper and top, stainless steel	21 Gal	15" x 15" x 38"	24 lb	
1511HTSS	Swing top hamper and top, stainless steel	36 Gal	19" x 19" x 39"	33 lb	
13R	13 gallon rigid plastic liner	13 Gal	11" x 11" x 20"	3.5 lb	
21R	21 gallon rigid plastic liner	21 Gal	13" x 13" x 27"	5 lb	
36R	36 gallon rigid plastic liner	36 Gal	17" x 17" x 27"	7.5 lb	



Emoti-Can Recycling

Great for companies seeking “green” compliance without sacrificing good design or valuable space.

- Lift off top makes servicing easy
- Stainless steel metal band is provided for superior floor protection
- Comes in two sizes: 15” and 18” diameter, and five different capacities with multiple configurations for maximum customization opportunities
- Choose one opening with one liner, two openings with two liners or three openings with three 100% recycled plastic liners for single, dual or multi-stream recycling
- Three opening units include the following labels: bottles, cans, bottles & cans, recyclables, waste, compost, and paper
- One and two opening units include these labels: cans, bottles & cans, recyclables, waste, compost, and bottles




Lid Options

One opening



Two opening






Three opening



Separate liner for each stream



*(15RTGN-1H & 15RTBL-1H ONLY)

Item #	Description	Capacity	Dimensions	Weight	Colors
15RT	Three opening recycling unit, three plastic liners	15.5 Gal	15" x 32"	25.5 lb	 Blue  Black  Green
15RT-1H	One opening recycling unit, single galvanized liner	15 Gal	15" x 32"	24 lb	
18RT	Three opening recycling unit, three plastic liners	34.5 Gal	18" x 33"	36.5 lb	
18RT-1H	One opening recycling unit, single plastic liner	23 Gal	18" x 33"	28 lb	
18RT-2H	Two opening recycling unit, two plastic liners	24 Gal	18" x 33"	28 lb	

Dome Top Polished Metal Recycling

Featuring our durable and attractive polished metal 100% recyclable steel body construction with visually striking recycling dome tops to promote environmentally responsible behavior.

- Features our strong steel shell body
- Open-top receptacle offers touch-less, sanitary recycling and waste disposal
- 100% recyclable galvanized steel liner and recycle decal included
- Available in three color options



415DT-PM-R

415DT-44BK-R

415DT-44BL-R



ADA

Item #	Description	Capacity	Dimensions	Weight	Colors
415DT-PM-R	Polished metal recycling open top, w/galvanized liner	15 Gal	15" x 35"	21 lb	<input type="radio"/> Polished Metal <input checked="" type="radio"/> Blue <input type="radio"/> Black
415DR-44R	Polished metal w/ painted dome top and recycle band, blue or black dome	15 Gal	18" x 35"	21 lb	

Aluminum Recycling

An elegant solution for your indoor recycling needs.

- Designed of heavy gauge aluminum, which is both corrosion resistant and fire-safe
- Available in satin clear coat finish that is free from blemishes and spinning lines
- Reinforced two piece design creates an overlap area that prevents lid failure
- Two piece design creates an overlap area and eliminates the visibility of plastic liners
- Comes standard with rigid plastic liner



AL18-CLR-R

AL35-CLR-R



ADA

Item #	Description	Capacity	Dimensions	Weight	Colors
AL-18-CLR-R	Aluminum recycling receptacle w/ plastic liner	24 Gal	15" x 30.5"	23 lb	<input type="radio"/> Clear Coat
AL-35-CLR-R	Aluminum recycling receptacle w/ plastic liner	35 Gal	18" x 32"	35 lb	
AL-55-CLR-R	Aluminum recycling receptacle w/ plastic liner	55 Gal	24" x 35"	66 lb	

NEW



GeoCube Recycling

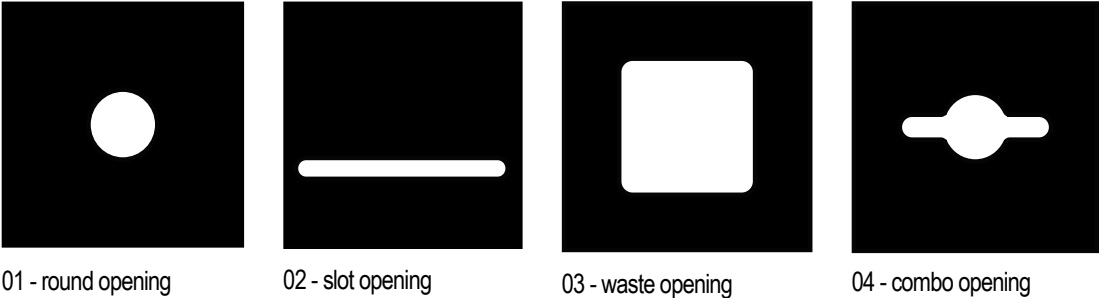
Witt’s best-selling, industry leading recycling system, the GeoCube Recycling Series, is perfect for separating waste and recyclables in public areas and encouraging environmentally responsible waste disposal.

- Space efficient receptacles for recycling
- Mix and match GeoCube for unique combinations
- Compact and fire-safe steel construction
- Each lid comes with one of the following decals:
 - 01: “Cans” and “Bottles”
 - 02: “Paper” and “Recycle”
 - 03: “Waste” and “Recycle”
 - 04: “Recycle” (two each)

*optional “Plastic” and “Glass” available upon request



Lid Options



Item #	Description	Capacity	Dimensions	Weight	Lids	Colors
24GC	GeoCube Recycling Unit	24 Gal	15" x 15" x 24"	24 lb	01, 02, 03, 04	<div> <div>●</div> Charcoal <div>●</div> Slate </div> <div> <div>●</div> Blue <div>●</div> Scarlet Red </div>
28GC	GeoCube Recycling Unit	28 Gal	15" x 15" x 28"	27 lb	01, 02, 03, 04	
32GC	GeoCube Recycling Unit	32 Gal	15" x 15" x 32"	31 lb	01, 02, 03, 04	
36GC	GeoCube Recycling Unit	36 Gal	15" x 15" x 36"	34 lb	01, 02, 03, 04	



Dome Top Recycling

Our best-selling dome top design with the added benefit of doing something good for the environment.

- Features our strong steel shell body
- Open-top receptacle offers touchless, sanitary recycling and waste disposal
- 100% recyclable galvanized steel liner and recycle decal included
- Available in three color options



ADA

Item #	Description	Capacity	Dimensions	Weight	Colors
415DT-R	Open top, w/ galvanized liner	15 Gal	15" x 35"	21 lb	<div>Blue</div> <div>Black</div> <div>Green</div>





M2401-FT-BN

M3601-FT-BK



Oakley Standard

Basic slatted receptacles are a staple in any location.

- Durable, long-lasting flat bar steel construction is a deterrent for graffiti
- Metal band at the top adds strength
- Available with five lid options: flat top, dome top, rain cap, swing top, and ash urn
- Durable plastic liner is included with each unit
- Lid attachment kit and an anchor kit are supplied with all units at no extra charge
- Comes standard with built-in leveling feet



Oakley Square

Enhance your property with the beauty of the Oakley Square receptacle.

- Durable, long-lasting flat bar steel construction is a deterrent for graffiti
- Metal band at the top adds strength
- Durable plastic liner is included with each unit
- Lid attachment kit and an anchor kit are supplied with all units at no extra charge
- Comes standard with built-in leveling feet

Item #	Description	Capacity	Dimensions	Weight	Lids	Colors
M2401	Receptacle w/ plastic liner	24 Gal	23" x 35"	57 lb	FT, DT, RC, AT	<div>● Green</div> <div>● Brown</div>
M3601	Receptacle w/ plastic liner	36 Gal	28" x 36"	95 lb	FT, DT, RC, AT, SWT	<div>● Black</div> <div>● Silver</div>
M5001	Receptacle w/ plastic liner	50 Gal	28" x 36"	100 lb	FT, DT, RC, AT, SWT	<div>● Textured Black</div>
M3601-SQ-FT	Square receptacle w/ plastic liner	36 Gal	28" x 28" x 32.75"	130 lb.	FT	



Oakley Urn

Complement your Oakley receptacle with a stylish, high performance Ash urn.

- Includes a pre-galvanized steel ash urn insert



M2000GN



M2000BN



M2000BK

Item #	Description	Capacity	Dimensions	Colors
M2000	Urn basket w/ galvaneal liner	17" x 36"	42 lb	<div> <div>Green</div> <div>Brown</div> <div>Black</div> <div>Silver</div> <div>Textured Black</div> </div>

Oakley Lids

Our lids are made of a durable pre-galvanized metal and finished with powder coated TGIC paint for a stylish, high performance lid to complement any Witt receptacle.



Flat Top



Rain Cap



Dome Top



Ash Urn Lid



Swing Top

Item #	Description	Dimensions	Weight	Colors
M2401-FTL	Flat top lid	ID = 18.75"	3 lb	<div> <div>Green</div> <div>Brown</div> <div>Black</div> <div>Silver</div> <div>Textured Black</div> </div>
M2401-DTL	Dome top lid	ID = 18.75"	5 lb	
M2401-RCL	Rain top lid	ID = 18.75"	6 lb	
M2401-ATL	Ash urn lid	ID = 18.75"	5 lb	
M3601-FTL	Flat top lid	ID = 23.75"	5 lb	
M3601-DTL	Dome top lid	ID = 23.75"	9 lb	
M3601-RCL	Rain cap lid	ID = 23.75"	7 lb	
M3601-ATL	Ash urn lid	ID = 23.75"	7 lb	
SWT55	Swing top lid	ID = 23.75"	7 lb	

Oakley Benches

The Oakley Collection of benches are great for municipalities, parks, universities, apartments, office complexes and city streets.

- Durable, long-lasting flat bar steel construction is a deterrent for graffiti
- Anchor kit is supplied with all units at no extra charge
- Durable TGIC powder-coated paint finish
- Available in 4, 5, or 6 foot length
- Center arm option available in 6 foot length to deter loitering
- Made in the USA



Item #	Description	Dimensions	Weight	Colors
M4-BCH	Slatted metal bench	48" x 24" x 34"	77 lb	<div> <div>● Black</div> <div>● Green</div> <div>● Textured Black</div> <div> <div>● Silver</div> <div>● Brown</div> </div> </div>
M5-BCH	Slatted metal bench	60" x 24" x 34"	96 lb	
M6-BCH	Slatted metal bench	72" x 24" x 34"	115 lb	





EXP Standard

Expanded Metal Basket Receptacle

- Hot dipped galvanized or powder coat finish for maximum wear resistance
- Added vertical ribs for reinforcement
- See through mesh is great for added safety in public areas
- Lid options include: dome top, flat top, rain cap, swing top and ash top
- Optional 36 gallon liner available



EXP- 52

EXP Hot Dipped Galvanized

Offers an ultra-durable galvanized coating to stand up to the harshest environments and is perfect for beaches, lakes, pools, or wet areas and extreme climate changes

- Salt and chlorine resistant to corrosion
- Horizontal and vertical ribs for reinforcement
- Hot Dipped Galvanized Coating proven for years of use
- Can be used with or without liner
- Choose from two Hot Dipped Galvanized Lid Options : 5555G dome top or FT256G flat top

*(Black & Galvanized ONLY)

Item #	Description	Capacity	Dimensions	Weight	Colors
EXP-52	Expanded metal outdoor container	48 Gal	23" x 33"	29 lb	<div> <div>Green</div> <div>Red</div> <div>Black</div> <div>Blue</div> <div>Galvanized</div> </div>
EXP-52NPBL	Expanded metal outdoor container w/ name plate, blue	48 Gal	23.75" x 33"	30 lb	



Witt offers numerous accessory options to complement your EXP Collection receptacle



Dome Top Lid



Swing Top Lid



Flat Top Lid



Flat Top Lid



Ash Top Lid



Rain Cap Lid



Flat Top Lid



Recycle Flat Top Lid



EXP Dome Top Lid



SMB Liner



Lid Attachment Kit

Item #	Description	Dimensions	Weight	Colors
5555	Painted or galvanized dome top	ID = 23.75"	11 lb	BK, GN, DB, RD, G
EXP-DTLID	Plastic EXP dome top	ID = 23.75"	7 lb	BK
SWT55	Painted swing top	ID = 23.75"	11 lb	BL, BK, GN
FT256G	Galvanized flat top	ID = 23.75"	7.5 lb	G
FT255P	Painted flat top	ID = 23.75"	6 lb	GN
M3601-ATL	Ash urn lid	ID = 23.75"	7 lb	BK, GN
M3601-RCL	Rain cap lid	ID = 23.75"	7 lb	BK, GN
M3601-FTL	Flat top lid	ID = 23.75"	5 lb	BK, GN
M3601-FTL2H-RCL	Recycling flat top lid	ID = 23.75"	5 lb	BL
LIDKIT	Lid retainer kit for outdoor units	N / A	N / A	N / A
SMB36L	36 gallon SMB liner, black	20.25" x 30"	10 lb	BK

Classic Ash Urn

Subtle and understated ash receptacles are perfect for indoor or outdoor use.



3000SVN

2000SVN

3000BK

2000BK

- 100% USA heavy gauge galvalume steel
- All-steel, fire-safe cigarette receptacle will not melt or burn and does not require sand or water
- Multiple sizes and configurations available
- Includes a pre-galvanized steel ash urn insert



Item #	Description	Capacity	Dimensions	Weight	Colors
2000	Ash urn	N/A	10" x 20"	6 lb	Silver Vein Black
3000	Ash-n-trash urn w/ galvanized liner	3 Gal	10" x 25"	9 lb	



MSK-HCC

MSK-BLK

Smoker's Mirage

Our best-selling Smoker's Mirage continues to be a product of choice for neatly containing those ash and cigarette butt by-products in an easy-to-service design. Perfect for casinos, office entrances, restaurants, campuses, and apartment complexes.

- Designed for indoor or outdoor use
- Constructed of heavy gauge steel
- Large 4.5 gallon capacity removable steel container conceals more than 4,000 disposed cigarette butts for maximum capacity and minimal maintenance servicing

Item #	Description	Capacity	Dimensions	Weight	Colors
MSK	Smoker's Mirage	4.5 Gal.	16" x 39"	18 lb	Black Hammered Charcoal







The Celestial

Designed for hospitality and hotel venues, suites in arenas and stadiums, class A office parks, as well as anywhere where high-end style and functionality are required.

- 25 Gallon Capacity
- Brushed stainless steel or powder coated receptacle with perforated holes
- Bag retainer bands included
- Standard with hinged lid
- Optional 21 gallon liner available

Item #	Description	Capacity	Dimensions	Weight	Colors	
CL25-SS	Stainless receptacle with perforated holes	25 Gal	15.5" x 15.5" x 30.5"	27 lb		Stainless Steel
CL25-BK	Receptacle with perforated holes	25 Gal	15.5" x 15.5" x 30.5"	27 lb		Black




Aluminum Series Standard

New 55 gallon capacity will hold more in any facility that needs a modern and upscale look.

- 55 Gallon capacity
- Made with heavy gauge aluminum
- Corrosion-resistant and fire safe
- Satin finish is free from blemishes and spinning lines
- Reinforced two piece design creates an overlap area that prevents lid failure
- The two-piece design eliminates the visibility of plastic liners
- Comes standard with rigid plastic liner
- Opening measures 12" diameter



Item #	Description	Capacity	Dimensions	Weight	Colors	
AL55-CLR	Aluminum receptacle w/ plastic liner	55 Gal	24" x 35"	66 lb		Clear Coat





The Rookwood

Perfect for entrances to grocery stores and C-stores, shopping malls, convention centers and arenas. This receptacle is great anywhere durability and functionality is needed.

- 32 Gallon capacity
- Receptacle comes complete, no assembly required
- Outdoor Receptacle with metal frame and aggregate panels
- Four sided trash opening
- Hinged lid for ease of servicing
- Includes galvanized liner
- Lockable Lid
- Leveling feet included



Item #	Description	Capacity	Dimensions	Weight	Colors
RW32AP-BN	Aggregate receptacle	32 Gal	16" x 39"	77 lb	<div>● Brown</div>



The Lookout

Designed with safety and security in mind. Perfect for government buildings, transportation areas like airports and train stations, as well as any high traffic areas, stadiums, arenas, or anywhere where security is paramount.

- 55 Gallon capacity
- Clear panels
- Ability to anchor
- Drain holes
- Heavy-duty steel construction
- Retainer band to secure bag liner
- Protective coated base
- Made in the USA



Item #	Description	Capacity	Dimensions	Weight	Colors
SEC55P-BB-FT	Clear paneled receptacle	55 Gal	16" x 39"		<div>● Black</div>



This Witt catalog was provided by:



4600 N. Mason-Montgomery Rd. • Mason, OH 45040
1.800.543.7417 • Fax: 877.891.8200 • sales@witt.com

www.witt.com



RESTAURANT & CAFES



Durability | Service | Innovation

Proudly Made in America Since 1887

800.543.7417

www.witt.com

sales@witt.com

Welcome

Witt Industries is proud to present to you, customized product offerings based on industry segment in the form of this catalog. For a full listing of our entire collection of products, please visit our website.

The icons below will be used throughout the catalog to help identify products for your ease of use. Witt has a proud history of more than 125 years in the waste and recycling receptacle industry, with indoor and outdoor receptacles and other accessories available as well. For questions, concerns or to place an order, please contact Witt Industries at **800-543-7417**, on the web at www.witt.com or via email at sales@witt.com.

Legend

ADA

This product conforms to the Americans with Disabilities Act reach requirements within the accessibility guidelines outlined in Section 4.2 : Space Allowance and Reach Ranges.

ADA

Non-Cancelable Non-Returnable

This product is not eligible to be canceled or returned once an order is received by Witt. There will be no exceptions to this policy.



OSHA

This icon indicates a products is OSHA compliant with standard number 1910.141 for waste disposal containers.



Quickship

This product is part of our Quickship Program. Order between 1-20 of these items by noon and the product will be shipped within 48 hours.



New Product

This icon indicates this is a new product in our catalog.

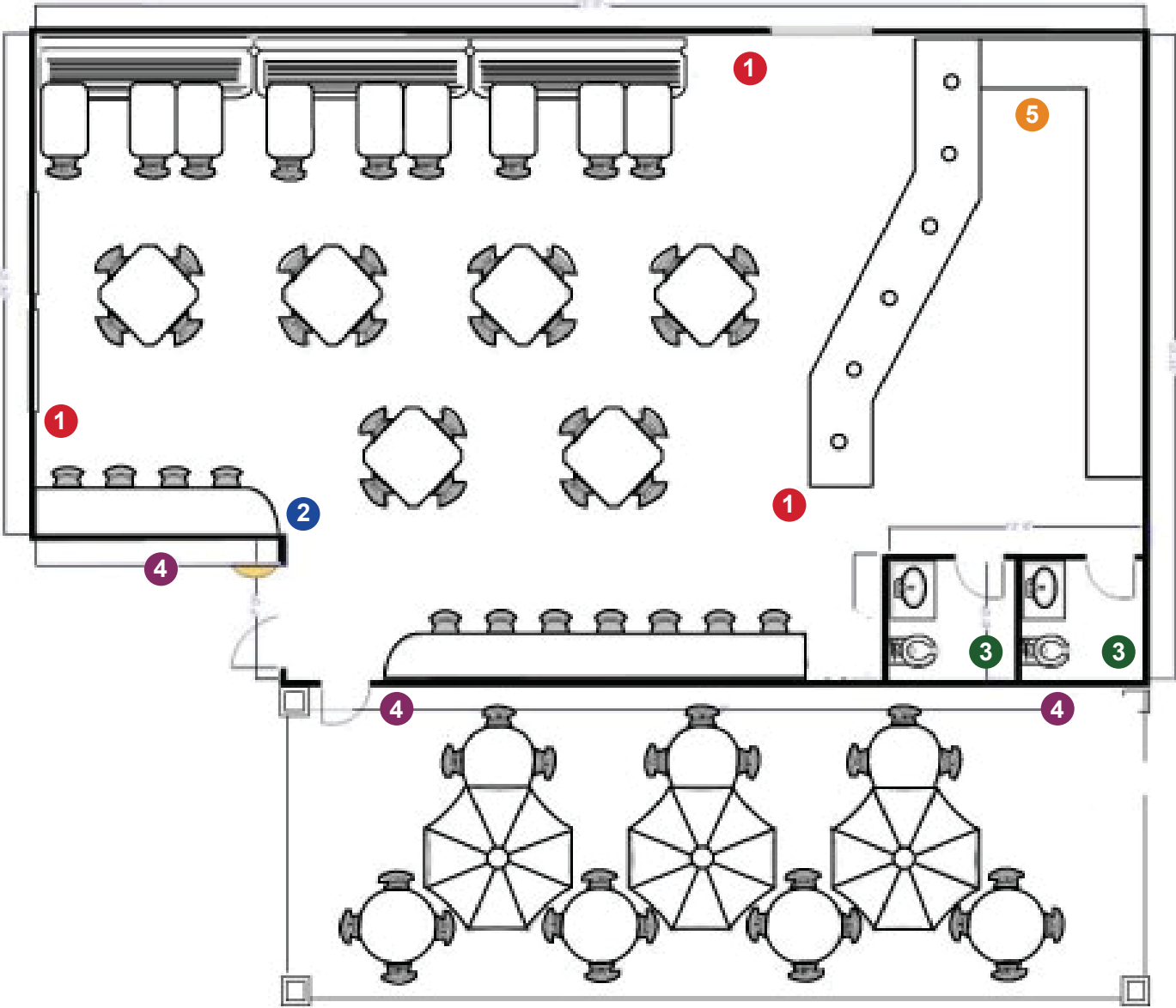


Table of Contents

01-02.....	Cafe Floor Plans
03.....	Dome Top Standard
04.....	Push Top Standard
05.....	Dome Top Monarch
05.....	Rectangular Modern Wastebaskets
06.....	Half-Round
07.....	GeoCube Recycling
08.....	Emoti-Can Recycling
09.....	Dome Top Polished Metal Recycling
09.....	Dome Top Recycling
10.....	Wastebasket Recycling
10.....	Aluminum Series Recycling
11.....	Oakley Standard
11.....	Oakley Square
12.....	Oakley Urns
13.....	Oakley Lids
13.....	Oakley Benches
14.....	Smoker's Mirage
15.....	The Celestial
15.....	Aluminum Series Standard
16.....	The Rookwood
16.....	The Lookout



Café Plans



1



Dome Top Standard

2



Emoti-Can

3



Half Round

4



Oakley Standard

5




Rectangular Modern



Dome Top Standard

A timeless classic waste receptacle that can fit any environment.

- Rolled under stainless steel bottom offers superior floor protection
 - Offers touchless, sanitary waste disposal
 - All models feature galvanized steel liners
 - Available in a wide variety of colors and finishes
 - Available with 12,15 and 20 gallon capacity
- * 412DTBK and 420DTBK only available in black



Item #	Description	Capacity	Dimensions	Weight	Colors
412DTBK	Open top w/ galvanized liner	12 Gal	15" x 29"	20 lb	<div> <div>Silver Vein</div> <div>Black</div> <div>Almond</div> <div>White</div> <div>Blue</div> <div>Green</div> </div>
415DT	Open top w/ galvanized liner	15 Gal	15" x 35"	21 lb	
420DTBK	Open top w/ galvanized liner	20 Gal	18" x 34"	35 lb	

Push Top Standard

Witt's best-selling Push Top Receptacle provides the ultimate high traffic and heavy use performance experience.

- Self-closing door that effectively controls odor
- Made from USA-sourced pre-galvanized steel for sustainability and maximum performance
- All models feature galvanized steel liners
- Stainless steel bottom band provides extra floor protection

* 12DTWH only available in white



12DTWH



15DTAL



15DTBK



15DTBL



15DTSGN



15DTSVN

Item #	Description	Capacity	Dimensions	Weight	Colors
15DT	Push top w/ galvanized liner	15 Gal	15" x 35"	22 lb	<div> <div></div> Silver Vein <div></div> Black </div> <div> <div></div> Almond <div></div> White </div> <div> <div></div> Blue <div></div> Green </div>
12DT	Push top w/ galvanized liner	12 Gal	15" x 29"	20 lb	

Dome Top Monarch

Make a statement with a Witt Open Top Monarch Series Receptacle.

- Four stylish designs to choose from
- Crafted with durable, fire-safe steel; features a strong steel shell
- Offers touchless, sanitary waste disposal
- All models feature galvanized steel liners



ADA



Item #	Description	Capacity	Dimensions	Weight
415DT-11	Black / Brass open top w/ galvanized liner	15 Gal	15" x 35"	21 lb
415DT-44	Chrome / Black open top w/ galvanized liner	15 Gal	15" x 35"	21 lb
415DT-PM	Polished metal open top w/ galvanized liner	15 Gal	15" x 35"	21 lb
415DT-22	Black / Chrome open top w/ galvanized liner	15 Gal	15" x 35"	21 lb



Rectangular Modern

This modern style wastebasket is made of stainless steel and provides an alternative to the traditional round waste baskets.

- Available in stylish stainless steel for signature style
- 70HTSS option includes drop top flip down lid to hide waste from view
- Model 70 features rubber gasket around top opening to protect wall surfaces from scratching and allow for use in tight spaces

Item #	Description	Capacity	Dimensions	Weight	Colors
70SS	Stainless steel rectangular wastebasket	22 Gal	11" x 20" x 29"	18.5 lb	Stainless Steel
70HTSS	Stainless steel rectangular wastebasket with plastic top	22 Gal	11" x 20" x 29"	19 lb	



Half Round Series

A designer-focused family of receptacles to outfit your entire facility.

- Comes standard with a flat back for tight, space-constrained areas
- An array of finishes including contemporary stainless steel and powder coat
- Crafted with durable, fire-safe steel
- Includes reusable, recyclable plastic liner for maximum efficiency and durability



9HR-TP



9HR-SS

9HR-BK

Item #	Description	Capacity	Dimensions	Weight	Colors
9HR	Half-Round wall receptacle	9 Gal	18" x 8.5" x 32"	17 lb	<div><div></div> Black</div> <div><div></div> Taupe</div> <div><div></div> Stainless Steel</div>



GeoCube Recycling


Witt's best-selling, industry leading recycling system, the GeoCube Recycling Series, is perfect for separating waste and recyclables in public areas and encouraging environmentally responsible waste disposal.

- Space efficient receptacles for recycling
- Mix and match GeoCubes for unique combinations
- Compact and fire-safe steel construction
- Each lid comes with one of the following decals:


- 01: "Cans" and "Bottles"
- 02: "Paper" and "Recycle"
- 03: "Waste" and "Recycle"
- 04: "Recycle" (two each)

*optional "Plastic" and "Glass" available upon request


Lid Options




01 - round opening



02 - slot opening



03 - waste opening



04 - combo opening

Item #	Description	Capacity	Dimensions	Weight	Lids	Colors
24GC	GeoCube Recycling Unit	24 Gal	15" x 15" x 24"	24 lb	01, 02, 03, 04	<div> <div>●</div> Charcoal <div>●</div> Slate </div> <div> <div>●</div> Blue <div>●</div> Scarlet Red </div>
28GC	GeoCube Recycling Unit	28 Gal	15" x 15" x 28"	27 lb	01, 02, 03, 04	
32GC	GeoCube Recycling Unit	32 Gal	15" x 15" x 32"	31 lb	01, 02, 03, 04	
36GC	GeoCube Recycling Unit	36 Gal	15" x 15" x 36"	34 lb	01, 02, 03, 04	



Emoti-Can Recycling

Great for companies seeking “green” compliance without sacrificing good design or valuable space.

- Lift off top makes servicing easy
- Stainless steel metal band is provided for superior floor protection
- Comes in two sizes: 15” and 18” diameter, and five different capacities with multiple configurations for maximum customization opportunities
- Choose one opening with one liner, two openings with two liners or three openings with three 100% recycled plastic liners for single, dual or multi-stream recycling
- Three opening units include the following labels: bottles, cans, bottles & cans, recyclables, waste, compost, and paper
- One and two opening units include these labels: cans, bottles & cans, recyclables, waste, compost and bottles



15RTBL

15RTGN-1H

18RTBK-2H


Lid Options

One opening

Two opening

Three opening

Separate liner for each stream



*15RTGN-1H & 15RTBL-1H ONLY

Item #	Description	Capacity	Dimensions	Weight	Colors
15RT	Three opening recycling unit, three plastic liners	15.5 Gal	15" x 32"	25.5 lb	<div>Blue</div> <div>Green</div> <div>Black</div>
15RT-1H	One opening recycling unit, single galvanized liner	15 Gal	15" x 32"	24 lb	
18RT	Three opening recycling unit, three plastic liners	34.5 Gal	18" x 33"	36.5 lb	
18RT-1H	One opening recycling unit, single plastic liner	23 Gal	18" x 33"	28 lb	
18RT-2H	Two opening recycling unit, two plastic liners	24 Gal	18" x 33"	28 lb	



Dome Top Polished Metal Recycling

Featuring our durable and attractive polished metal 100% recyclable steel body construction with visually striking recycling dometops to promote environmentally responsible behavior.



415DT-PM-R

415DT-44BK-R

415DT-44BL-R

- Features our strong steel shell body
- Open-top receptacle offers touchless, sanitary recycling and waste disposal
- 100% recyclable galvanized steel liner and recycle decal included
- Available in three color options



ADA

Item #	Description	Capacity	Dimensions	Weight	Colors
415DT-PM-R	Polished metal recycling open top, w/ galvanized liner	15 Gal	15" x 35"	21 lb	<div> <div></div> Polished Metal <div> <div>Blue</div> <div>Black</div> </div> </div>
415DT-44R	Polished metal w/ painted dome top and recycle band, blue or black dome	15 Gal	18" x 35"	21 lb	



415DTGN-R

415DTBL-R

415DTBK-R

Dome Top Recycling

Our best-selling dome top design with the added benefit of doing something good for the environment.

- Features our strong steel shell body
- Open-top receptacle offers touchless, sanitary recycling and waste disposal
- 100% recyclable galvanized steel liner and recycle decal included
- Available in three color options



ADA

Item #	Description	Capacity	Dimensions	Weight	Colors
415DT-R	Open top, w/ galvanized liner	15 Gal	15" x 35"	21 lb	<div> <div>Blue</div> <div>Black</div> <div>Green</div> </div>



Wastebasket Recycling

Fire-safe USA recycled steel receptacles offer space efficient options for compact recycling in public areas.

- Recycle decals included with each unit
- Three lid options include: round opening, slot and dual stream opening/slot
- Compact and fire-safe



Combo Top



Round Top





Slotted Top



10/1DTDB

10/1CTBK



Item #	Description	Capacity	Dimensions	Weight	Colors
10/1ST	Tall round recycling wastebasket & slotted top	20 Gal	16" x 30"	15.3 lb	 Blue  Black
10/01DT	Tall round recycling wastebasket & round top	20 Gal	16" x 30"	15.3 lb	
10/01CT	Tall round recycling wastebasket & combination top	20 Gal	16" x 30"	15.3 lb	

Aluminum Recycling

An elegant solution for your indoor recycling needs

- Designed of heavy gauge aluminum, which is both corrosion resistant and fire-safe
- Available in satin clear coat finish that is free from blemishes and spinning lines
- Reinforced two piece design creates an overlap area that prevents lid failure
- Two piece design creates an overlap area and eliminates the visibility of plastic liners
- Comes standard with rigid plastic liner




AL18-CLR-R



AL35-CLR-R



ADA

Item #	Description	Capacity	Dimensions	Weight	Colors
AL-18-CLR-R	Aluminum recycling receptacle w/ plastic liner	24 Gal	15" x 30.5"	23 lb	 Clear Coat
AL-35-CLR-R	Aluminum recycling receptacle w/ plastic liner	35 Gal	18" x 32"	35 lb	
AL-55-CLR-R	Aluminum recycling receptacle w/ plastic liner	55 Gal	24" x 35"	66 lb	





Oakley Standard

Basic slatted receptacles are a staple in any location.

- Durable, long-lasting flat bar steel construction is a deterrent for graffiti
- Metal band at the top adds strength
- Available with five lid options: flat top, dome top, rain cap, swing top, and ash urn
- Durable plastic liner is included with each unit
- Lid attachment kit and an anchor kit are supplied with all units at no extra charge
- Comes standard with built-in levelling feet



Quickship

(M3601-FT-BK ONLY)



Oakley Square

Enhance your property with the beauty of the Oakley Square receptacle.

- Durable, long-lasting flat bar steel construction is a deterrent for graffiti
- Metal band at the top adds strength
- Durable plastic liner is included with each unit
- Lid attachment kit and an anchor kit are supplied with all units at no extra charge
- Comes standard with built-in leveling feet

Item #	Description	Capacity	Dimensions	Weight	Lids	Colors
M2401	Receptacle w/ plastic liner	24 Gal	23" x 35"	57 lb	FT, DT, RC, AT	<div>Green</div> <div>Brown</div> <div>Black</div> <div>Silver</div> <div>Textured Black</div>
M3601	Receptacle w/ plastic liner	36 Gal	28" x 36"	95 lb	FT, DT, RC, AT, SWT	
M5001	Receptacle w/ plastic liner	50 Gal	28" x 36"	100 lb	FT, DT, RC, AT, SWT	
M3601-SQ-FT	Square receptacle w/ plastic liner	36 Gal	28" x 28" x 32.75"	130 lb.	FT	



Oakley Urn

Complement your Oakley receptacle with a stylish, high performance Ash urn.

- Includes a pre-galvanized steel ash urn insert



M2000GN



M2000BN



M2000BK

Item #	Description	Capacity	Dimensions	Colors
M2000	Urn basket w/ galvaneal liner	17" x 36"	42 lb	<div> <div>Green</div> <div>Brown</div> <div>Black</div> <div>Silver</div> <div>Textured Black</div> </div>



Oakley Benches

The Oakley Collection of benches are great for municipalities, parks, universities, apartments, office complexes and city streets.

- Durable, long-lasting flat bar steel construction is a deterrent for graffiti
- Anchor kit is supplied with all units at no extra charge
- Durable TGIC powder-coated paint finish
- Available in 4, 5, or 6 foot length
- Center arm option available in 6 foot length to deter loitering
- Made in the USA



Item #	Description	Dimensions	Weight	Colors
M4-BCH	Slatted metal bench	48" x 24" x 34"	77 lb	<div> <div>● Black</div> <div>● Green</div> <div>● Textured Black</div> <div> <div>● Silver</div> <div>● Brown</div> </div> </div>
M5-BCH	Slatted metal bench	60" x 24" x 34"	96 lb	
M6-BCH	Slatted metal bench	72" x 24" x 34"	115 lb	



Oakley Lids

Our lids are made of a durable pre-galvanized metal and finished with powder coated TGIC paint for a stylish, high performance lid to complement any Witt receptacle.



Flat Top



Rain Cap



Dome Top



Ash Urn Lid



Swing Top

Item #	Description	Dimensions	Weight	Colors
M2401-FTL	Flat top lid	ID = 18.75"	3 lb	Green Brown Black Silver Textured Black
M2401-DTL	Dome top lid	ID = 18.75"	5 lb	
M2401-RCL	Rain top lid	ID = 18.75"	6 lb	
M2401-ATL	Ash urn lid	ID = 18.75"	5 lb	
M3601-FTL	Flat top lid	ID = 23.75"	5 lb	
M3601-DTL	Dome top lid	ID = 23.75"	9 lb	
M3601-RCL	Rain cap lid	ID = 23.75"	7 lb	
M3601-ATL	Ash urn lid	ID = 23.75"	7 lb	
SWT55	Swing top lid	ID = 23.75"	7 lb	




Smoker's Mirage

Our best-selling Smoker's Mirage continues to be a product of choice for neatly containing those ash and cigarette butt by-products in an easy-to-service design. Perfect for casinos, office entrances, restaurants, campuses, and apartment complexes.

- Designed for indoor or outdoor use
- Constructed of heavy gauge steel
- Large 4.5 gallon capacity removable steel container conceals more than 4,000 disposed cigarette butts for maximum capacity and minimal maintenance servicing

Item #	Description	Capacity	Dimensions	Weight	Colors
MSK	Smoker's Mirage	4.5 Gal.	16" x 39"	18 lb	Black Hammered Charcoal







The Celestial

Designed for hospitality and hotel venues, suites in arenas and stadiums, class A office parks, as well as anywhere where high-end style and functionality are required.

- 25 Gallon Capacity
- Brushed stainless steel or powder coated receptacle with perforated holes
- Bag retainer bands included
- Standard with hinged lid
- Optional 21 gallon liner available

Item #	Description	Capacity	Dimensions	Weight	Colors	
CL25-SS	Stainless receptacle with perforated holes	25 Gal	15.5" x 15.5" x 30.5"	27 lb		Stainless Steel
CL25-BK	Receptacle with perforated holes	25 Gal	15.5" x 15.5" x 30.5"	27 lb		Black




Aluminum Series Standard

New 55 gallon capacity will hold more in any facility that needs a modern and upscale look.

- 55 Gallon capacity
- Made with heavy gauge aluminum
- Corrosion-resistant and fire safe
- Satin finish is free from blemishes and spinning lines
- Reinforced two piece design creates an overlap area that prevents lid failure
- The two-piece design eliminates the visibility of plastic liners
- Comes standard with rigid plastic liner
- Opening measures 12" diameter



Item #	Description	Capacity	Dimensions	Weight	Colors	
AL55-CLR	Aluminum receptacle w/ plastic liner	55 Gal	24" x 35"	66 lb		Clear Coat





The Rookwood

Perfect for entrances to grocery stores and C-stores, shopping malls, convention centers and arenas. This receptacle is great anywhere durability and functionality is needed.

- 32 Gallon capacity
- Receptacle comes complete, no assembly required
- Outdoor Receptacle with metal frame and aggregate panels
- Four sided trash opening
- Hinged lid for ease of servicing
- Includes galvanized liner
- Lockable Lid
- Leveling feet included



Item #	Description	Capacity	Dimensions	Weight	Colors
RW32AP-BN	Aggregate receptacle	32 Gal	16" x 39"	77 lb	<div>● Brown</div>



The Lookout

Designed with safety and security in mind. Perfect for government buildings, transportation areas like airports and train stations, as well as any high traffic areas, stadiums, arenas, or anywhere where security is paramount.

- 55 Gallon capacity
- Clear panels
- Ability to anchor
- Drain holes
- Heavy-duty steel construction
- Retainer band to secure bag liner
- Protective coated base
- Made in the USA



Item #	Description	Capacity	Dimensions	Weight	Colors
SEC55P-BB-FT	Clear paneled receptacle	55 Gal	16" x 39"		<div>● Black</div>



This Witt catalog was provided by:



4600 N. Mason-Montgomery Rd. • Mason, OH 45040
1.800.543.7417 • Fax: 877.891.8200 • sales@witt.com

www.witt.com



HOSPITALITY



Durability | Service | Innovation

Proudly Made in America Since 1887

800.543.7417

www.witt.com

sales@witt.com

Welcome

Witt Industries is proud to present to you, customized product offerings based on industry segment in the form of this catalog. For a full listing of our entire collection of products, please visit our website.

The icons below will be used throughout the catalog to help identify products for your ease of use. Witt has a proud history of more than 125 years in the waste and recycling receptacle industry, with indoor and outdoor receptacles and other accessories available as well. For questions, concerns or to place an order, please contact Witt Industries at **800-543-7417**, on the web at www.witt.com or via email at sales@witt.com.

Legend

ADA

This product conforms to the Americans with Disabilities Act reach requirements within the accessibility guidelines outlined in Section 4.2 : Space Allowance and Reach Ranges.

ADA

Non-Cancelable Non-Returnable

This product is not eligible to be canceled or returned once an order is received by Witt. There will be no exceptions to this policy.



OSHA

This icon indicates a products is OSHA compliant with standard number 1910.141 for waste disposal containers.



Quickship

This product is part of our Quickship Program. Order between 1-20 of these items by noon and the product will be shipped within 48 hours.



New Product

This icon indicates this is a new product in our catalog.

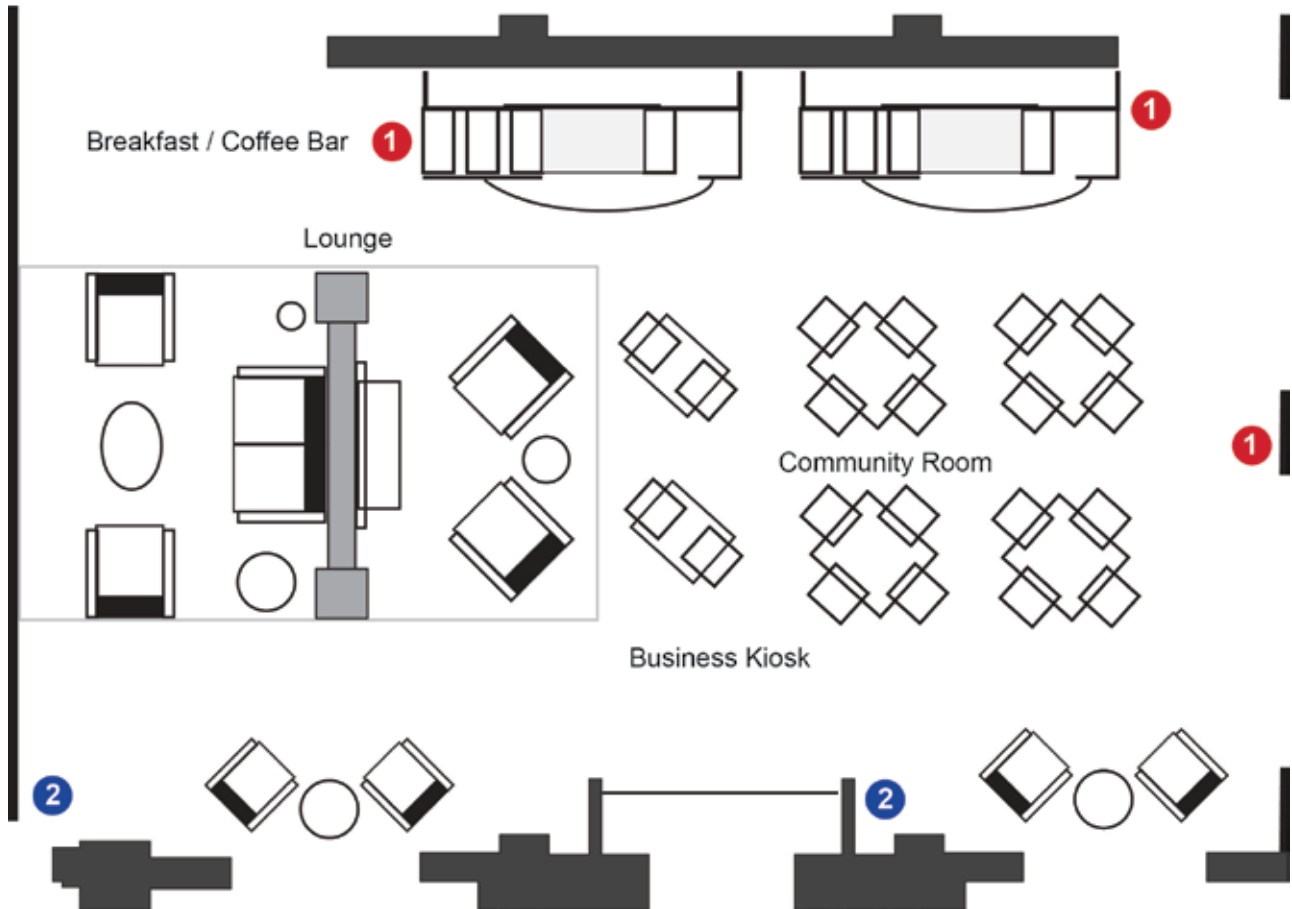


Table of Contents

01-04.....	Hospitality Floor Plans
05.....	Aluminum Series Standard
06.....	Half Round Series
07.....	Monarch Series
08.....	Granite Series
09.....	Polished Series Standard
09.....	Rectangular Modern
10.....	Stainless Steel Flip Top
11.....	GeoCube Recycling
12.....	Dome Top Polished Metal Recycling
12.....	Aluminum Recycling
13.....	Emoti-Can Recycling
14.....	Oakley Standard
14.....	Oakley Square
15.....	Oakley Urn
15.....	Oakley Lids
16.....	Oakley Benches
17.....	Classic Ash Urn
17.....	Smoker's Mirage
18.....	The Celestial
18.....	Aluminum Series Standard
19.....	The Rookwood
19.....	The Lookout



Hospitality Floor Plans

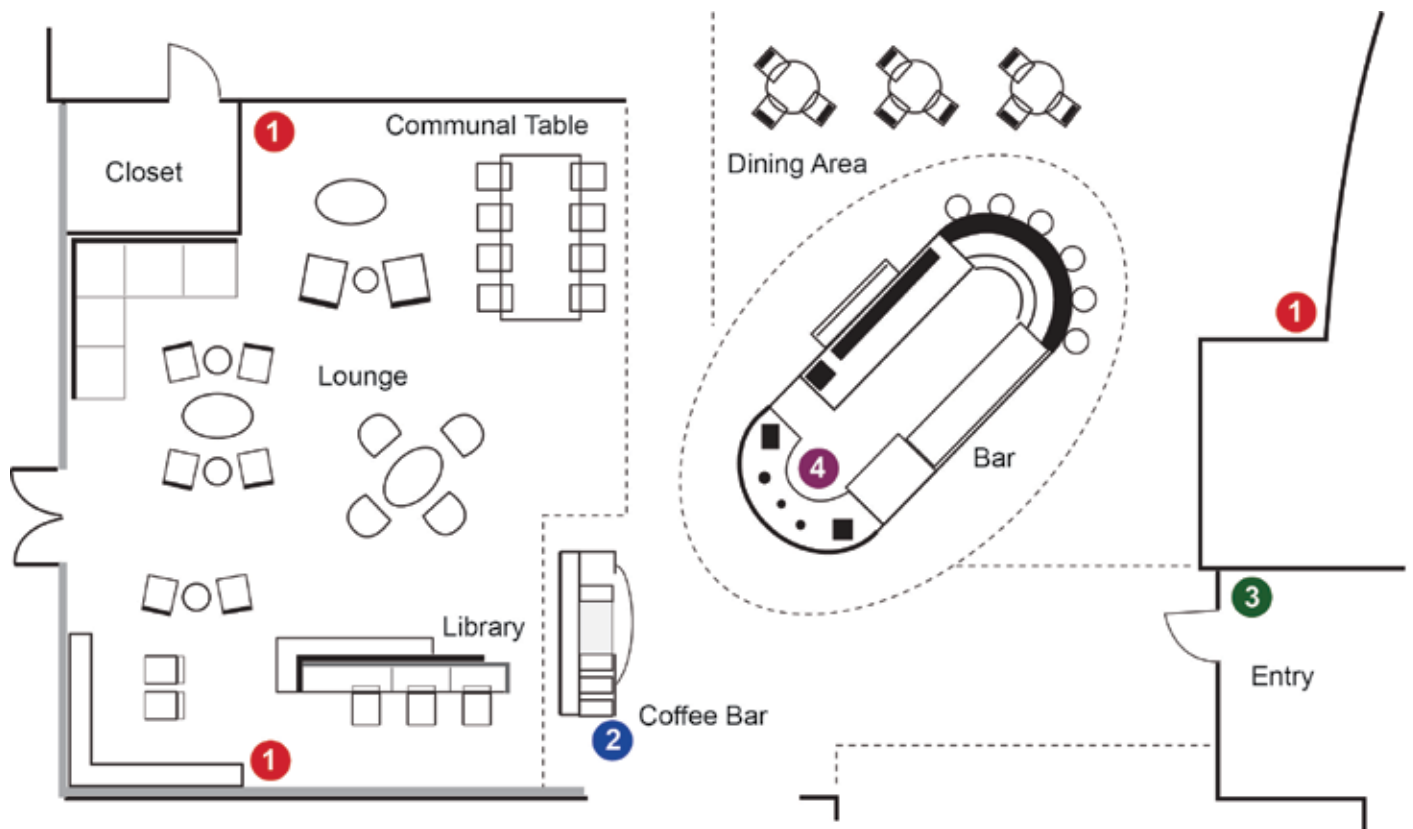


Aluminum Series: 35 Gal



Aluminum Series: 18 Gal





Aluminum Series: 35 Gal



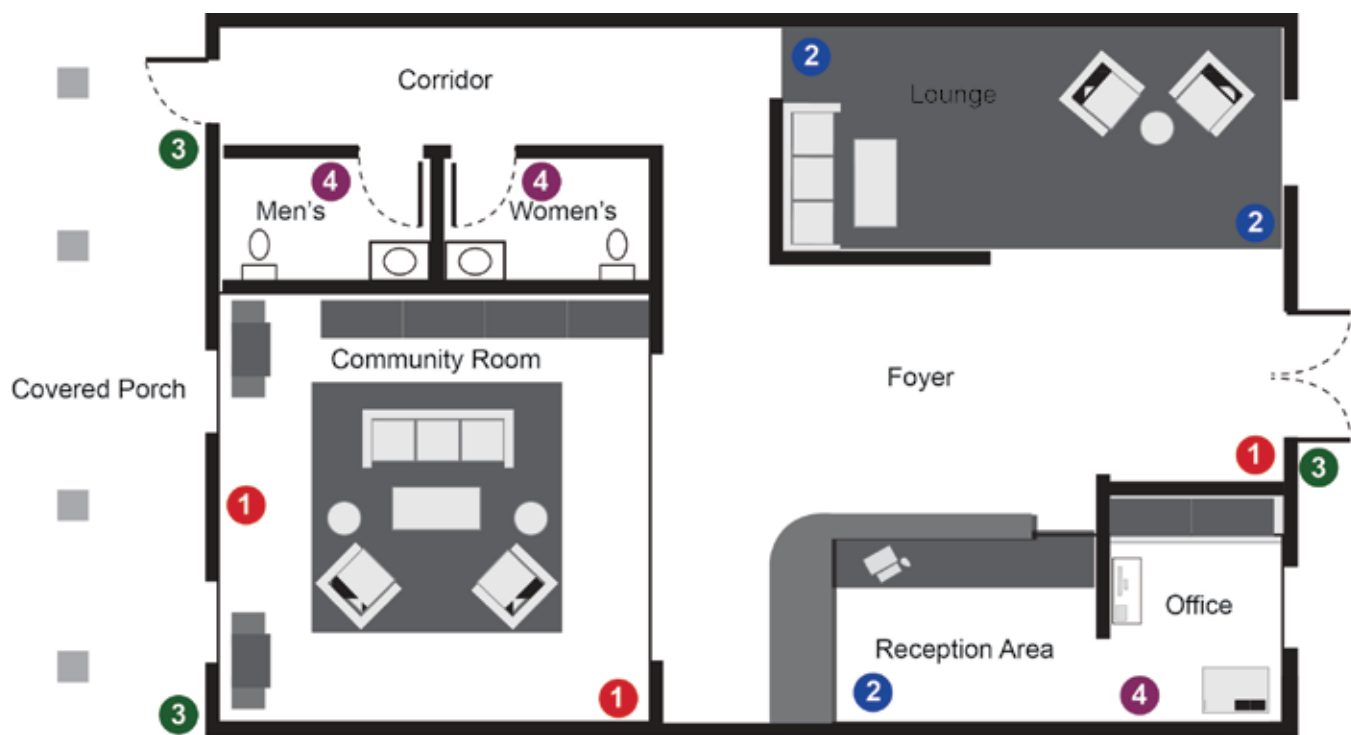
Aluminum Series: 18 Gal



Oakley Standard



Rectangular Modern





Aluminum Series: 35 Gal



Aluminum Series: 18 Gal



Oakley Standard



Stainless Steel Half Round



ADA



Aluminum Series Standard



Adds an upscale and modern look to your facility.

- Made with heavy gauge aluminum
- Corrosion-resistant and fire safe
- Silver vein has a speckled finish that is highly scratch resistant
- Satin finish is free from blemishes and spinning lines
- Reinforced two piece design creates an overlap area that prevents lid failure
- The two-piece design eliminates the visibility of plastic liners
- Comes standard with rigid plastic liner
- Openings measure 8.25" for AL18's and 9" for AL35's



AL35-SVN

AL35-CLR

Item #	Description	Capacity	Dimensions	Weight	Colors	
AL18	Aluminum receptacle w/ plastic liner	24 Gal	15" x 30.5"	23 lb	 Silver Vein  Clear Coat	
AL35	Aluminum receptacle w/ plastic liner	35 Gal	18" x 32"	35 lb		
AL55	Aluminum receptacle w/ plastic liner	55 Gal	24" x 35"	66 lb		



Half Round Series

A designer-focused family of receptacles to outfit your entire facility.

- Comes standard with a flat back for tight, space-constrained areas
- An array of finishes including contemporary stainless steel and powder coat
- Crafted with durable, fire-safe steel
- Includes reusable, recyclable plastic liner for maximum efficiency and durability



9HR-SS



9HR-TP



Item #	Description	Capacity	Dimensions	Weight	Colors
9HR	Half-Round wall receptacle	9 Gal	18" x 8.5" x 32"	17 lb	<div><div></div> Black</div> <div><div></div> Taupe</div> <div><div></div> Stainless Steel</div>



Monarch Series

The Witt Monarch Series adds touch of elegance to any decor.

- Four unique and stylish designs
- Crafted with 100% sourced USA fire-safe and recyclable steel
- 15DT and 415DT units come standard with pre-galvanized liner
- Rigid plastic liners available for 21HT and 36HT



ADA



21HT-22



415DT-22



36HT-11



415DT-44



15DT-44



415DT-PM

Item #	Description	Capacity	Dimensions	Weight	Colors
15DT	Dome top receptacle w/ galvanized liner	15 Gal	15" x 35"	22 lb	<ul style="list-style-type: none"> 22 = Black w/ Chrome accents 11= Black w/ Brass accents 44 = Chrome w/ Black accents PM = Polished metal
21HT	Push top hamper and top	21 Gal	15" x 15" x 37"	27 lb	
36HT	Push top hamper and top	36 Gal	19" x 19" x 37"	34 lb	
415DT	Push top w/ galvanized liner	15 Gal	15" x 35"	21 lb	



Granite Series

The Witt Granite Series is a design focused family of receptacles to outfit your entire facility.

- Features a strong, scratch resistant USA-sourced steel shell
- Comes in an array of stylish, finger print resistant designs and sizes to choose from
- Crafted with fire safe steel for maximum durability



ADA



15DT-SVN



AL18-SVN


AL35-SVN

35FT-SVN

415DT-SVN

2000-SVN

3000-SVN

Item #	Description	Dimensions	Weight	Colors
AL18-SVN	Aluminum receptacle w/ plastic liner, silver vein finish	24 Gal	23 lb	 Silver Vein
AL35-SVN	Aluminum receptacle w/ plastic liner, silver vein finish	35 Gal	35 lb	
35FT-SVN	One opening receptacle w/ plastic liner	35 Gal	28 lb	
415DT-SVN	Open top receptacle w/ galvanized liner	15 Gal	21 lb	
15DT-SVN	Dome top receptacle w/ galvanized liner & push door	15 Gal	22 lb	
2000-SVN	Ash urn	N / A	6 lb	
3000-SVN	Ash-n-trash urn w/ galvanized liner	3 Gal	9 lb	



35FTPM

Polished Series Standard

Adds an upscale and modern fire-safe look to your facility.

- Designed from polished metal steel
- Mirrored chrome finish
- Comes standard with rigid plastic liner



ADA

Item #	Description	Capacity	Dimensions	Weight	Colors
35FTPM	Polished metal receptacle w/ plastic liner	35 Gal	18" x 33"	28 lb	<input type="radio"/> Polished Metal

Rectangular Modern

Make a statement with a Witt Open Top Monarch Series Receptacle.

- Available in stylish stainless steel for signature style
- 70HTSS option includes drop top flip down lid to hide waste from view
- 70 model features rubber gasket around top opening to protect wall surfaces from scratching and allow for use in tight spaces



70HTSS



70SS

Item #	Description	Capacity	Dimensions	Weight	Colors
70SS	Stainless steel rectangular wastebasket	22 Gal	11" x 20" x 29"	18.5 lb	<input checked="" type="radio"/> Stainless Steel
70HTSS	Stainless steel rectangular wastebasket with plastic top	22 Gal	11" x 20" x 29"	19 lb	





15FLPT-SS



Flip-Top Lid

Stainless Steel Flip Top

Witt's easy to use flip-top lid hides waste, providing an upscale look for any facility.

- Designed from heavy gauge stainless steel for rust-free performance
- Fire safe and corrosion resistant
- Comes standard with galvanized liner
- Easy to use

Item #	Description	Capacity	Dimensions	Weight	Colors
15FLPT-SS	Open top, w/ galvanized liner	15 Gal	15" x 29"	22.5 lb	<div>Stainless Steel</div>



GeoCube Recycling

Witt’s best-selling, industry leading recycling system, the GeoCube Recycling Series, is perfect for separating waste and recyclables in public areas and encouraging environmentally responsible waste disposal.


- Space efficient receptacles for recycling
- Mix and match GeoCubes for unique combinations
- Compact and fire-safe steel construction
- Each lid comes with one of the following decals:

- 01: “Cans” and “Bottles”
- 02: “Paper” and “Recycle”
- 03: “Waste” and “Recycle”
- 04: “Recycle” (two each)


*optional “Plastic” and “Glass” available upon request




Lid Options




01 - round opening



02 - slot opening



03 - waste opening



04 - combo opening

Item #	Description	Capacity	Dimensions	Weight	Lids	Colors
24GC	GeoCube Recycling Unit	24 Gal	15" x 15" x 24"	24 lb	01, 02, 03, 04	<div> <div>●</div> Charcoal <div>●</div> Slate </div> <div> <div>●</div> Blue <div>●</div> Scarlet Red </div>
28GC	GeoCube Recycling Unit	28 Gal	15" x 15" x 28"	27 lb	01, 02, 03, 04	
32GC	GeoCube Recycling Unit	32 Gal	15" x 15" x 32"	31 lb	01, 02, 03, 04	
36GC	GeoCube Recycling Unit	36 Gal	15" x 15" x 36"	34 lb	01, 02, 03, 04	



Dome Top Polished Metal Recycling

Featuring our durable and attractive polished metal 100% recyclable steel body construction with visually striking recycling dometops to promote environmentally responsible behavior.

- Features our strong steel shell body
- Open-top receptacle offers touchless, sanitary recycling and waste disposal
- 100% recyclable galvanized steel liner and recycle decal included
- Available in three color options



415DT-PM-R

415DT-44BK-R

415DT-44BL-R



ADA

Item #	Description	Capacity	Dimensions	Weight	Colors
415DT-PM-R	Polished metal recycling open top, w/galvanized liner	15 Gal	15" x 35"	21 lb	<input type="radio"/> Polished Metal <input type="radio"/> Black <input checked="" type="radio"/> Blue
415DT-44R	Polished metal w/ painted dome top and recycle band, blue or black dome	15 Gal	18" x 35"	21 lb	

Aluminum Recycling

An elegant solution for your indoor recycling needs.

- Designed of heavy gauge aluminum, which is both corrosion resistant and fire-safe
- Available in satin clear coat finish that is free from blemishes and spinning lines
- Reinforced two piece design creates an overlap area that prevents lid failure
- Two piece design creates an overlap area and eliminates the visibility of plastic liners
- Comes standard with rigid plastic liner



AL18-CLR-R

AL35-CLR-R



ADA

Item #	Description	Capacity	Dimensions	Weight	Colors
AL-18-CLR-R	Aluminum recycling receptacle w/ plastic liner	24 Gal	15" x 30.5"	23 lb	<input checked="" type="radio"/> Clear Coat
AL-35-CLR-R	Aluminum recycling receptacle w/ plastic liner	35 Gal	18" x 32"	35 lb	
AL-55-CLR-R	Aluminum recycling receptacle w/ plastic liner	55 Gal	24" x 35"	66 lb	

NEW



Emoti-Can Recycling

Great for companies seeking “green” compliance without sacrificing good design or valuable space.

- Lift off top makes servicing easy
- Stainless steel metal band is provided for superior floor protection
- Comes in two sizes: 15” and 18” diameter, and five different capacities with multiple configurations for maximum customization opportunities
- Choose one opening with one liner, two openings with two liners or three openings with three 100% recycled plastic liners for single, dual or multi-stream recycling
- Three opening units include the following labels: bottles, cans, bottles & cans, recyclables, waste, compost, and paper
- One and two opening units include these labels: cans, bottles & cans, recyclables, waste, compost and bottles




Lid Options

One opening



Two opening






Three opening



Separate liner for each stream



*(15RTGN-1H & 15RTBL-1H Only)

Item #	Description	Capacity	Dimensions	Weight	Colors
15RT	Three opening recycling unit, three plastic liners	15.5 Gal	15" x 32"	25.5 lb	 Blue  Black  Green
15RT-1H	One opening recycling unit, single galvanized liner	15 Gal	15" x 32"	24 lb	
18RT	Three opening recycling unit, three plastic liners	34.5 Gal	18" x 33"	36.5 lb	
18RT-1H	One opening recycling unit, single plastic liner	23 Gal	18" x 33"	28 lb	
18RT-2H	Two opening recycling unit, two plastic liners	31.5 Gal	18" x 33"	28 lb	



M2401-FT-BN

M3601-FT-BK



Oakley Standard

Basic slatted receptacles are a staple for any outdoor setting.

- Durable, long-lasting flat bar steel construction is a deterrent for graffiti
- Metal band at the top adds strength
- Available with five lid options: flat top, dome top, rain cap, swing top, and ash urn.
- Durable plastic liner is included with each unit
- Lid attachment kit and an anchor kit are supplied with all units at no extra charge
- Comes standard with built-in leveling feet



Oakley Square

Enhance your property with the beauty of the Oakley Square receptacle.

- Durable, long-lasting flat bar steel construction is a deterrent for graffiti
- Metal band at the top adds strength
- Durable plastic liner is included with each unit
- Lid attachment kit and an anchor kit are supplied with all units at no extra charge
- Comes standard with built-in leveling feet

Item #	Description	Capacity	Dimensions	Weight	Lids	Colors
M2401	Receptacle w/ plastic liner	24 Gal	23" x 35"	57 lb	FT, DT, RC, AT	<div>● Green</div> <div>● Brown</div>
M3601	Receptacle w/ plastic liner	36 Gal	28" x 36"	95 lb	FT, DT, RC, AT, SWT	<div>● Black</div> <div>● Silver</div>
M5001	Receptacle w/ plastic liner	50 Gal	28" x 36"	100 lb	FT, DT, RC, AT, SWT	<div>● Textured Black</div>
M3601-SQ-FT	Square receptacle w/ plastic liner	36 Gal	28" x 28" x 32.75"	130 lb.	FT	

Oakley Urn

Complement your Oakley receptacle with a stylish, high performance Ash Urn.

- Includes a pre-galvanized steel ash urn insert



M2000GN



M2000BN



M2000BK

Item #	Description	Capacity	Dimensions	Colors
M2000	Urn basket w/ galvaneal liner	17" x 36"	42 lb	<div> <div>Green</div> <div>Brown</div> <div>Black</div> <div>Silver</div> <div>Textured Black</div> </div>

Oakley Lids

Our lids are made of a durable pre-galvanized metal and finished with powder coated TGIC paint for a stylish, high performance lid to complement any Witt receptacle.



Flat Top



Rain Cap



Dome Top



Ash Urn Lid



Swing Top

Item #	Description	Dimensions	Weight	Colors
M2401-FTL	Flat top lid	ID = 18.75"	3 lb	<div> <div>Green</div> <div>Brown</div> <div>Black</div> <div>Silver</div> <div>Textured Black</div> </div>
M2401-DTL	Dome top lid	ID = 18.75"	5 lb	
M2401-RCL	Rain top lid	ID = 18.75"	6 lb	
M2401-ATL	Ash urn lid	ID = 18.75"	5 lb	
M3601-FTL	Flat top lid	ID = 23.75"	5 lb	
M3601-DTL	Dome top lid	ID = 23.75"	9 lb	
M3601-RCL	Rain cap lid	ID = 23.75"	7 lb	
M3601-ATL	Ash urn lid	ID = 23.75"	7 lb	
SWT55	Swing top lid	ID = 23.75"	7 lb	



Oakley Benches

The Oakley Collection of benches are great for municipalities, parks, universities, apartments, office complexes and city streets.

- Durable, long-lasting flat bar steel construction is a deterrent for graffiti
- Anchor kit is supplied with all units at no extra charge
- Durable TGIC powder-coated paint finish
- Available in 4, 5, or 6 foot length
- Center arm option available in 6 foot length to deter loitering
- Made in the USA



M5-BCH in Black



M4-BCH in Green



M6-BCH-ARM in Brown



Item #	Description	Dimensions	Weight	Colors
M4-BCH	Slatted metal bench	48" x 24" x 34"	77 lb	<div> <div>● Black</div> <div>● Green</div> <div>● Textured Black</div> <div>● Silver</div> <div>● Brown</div> </div>
M5-BCH	Slatted metal bench	60" x 24" x 34"	96 lb	
M6-BCH	Slatted metal bench	72" x 24" x 34"	115 lb	

Classic Ash Urn

Subtle and understated ash receptacles are perfect for indoor and outdoor use.

- Can be used indoors or outdoors
- 100% USA heavy gauge galvalume steel
- All-steel, fire-safe cigarette receptacle will not melt or burn and does not require sand or water
- Multiple sizes and configurations available
- Includes a pre-galvanized steel ash urn insert





3000SVN

2000SVN

3000BK

2000BK

Item #	Description	Capacity	Dimensions	Weight	Colors
2000	Ash urn	N/A	10" x 20"	6 lb	 Silver Vein  Black
3000	Ash-n-trash urn w/ galvanized liner	3 Gal	10" x 25"	9 lb	

Smoker's Mirage



Our best-selling Smoker's Mirage continues to be a product of choice for neatly containing those ash and cigarette butt by-products in an easy-to-service design. Perfect for casinos, office entrances, restaurants, campuses, and apartment complexes.

- Designed for indoor or outdoor use
- Constructed of heavy gauge steel
- Large capacity 4.5 gallon removable steel container conceals more than 4,000 disposed cigarette butts for maximum capacity and minimal maintenance servicing




MSK-HCC

MSK-BLK

Item #	Description	Capacity	Dimensions	Weight	Colors
MSK	Smoker's Mirage	4.5 Gal.	16" x 39"	18 lb	 Black  Hammered Charcoal







The Celestial

Designed for hospitality and hotel venues, suites in arenas and stadiums, class A office parks, as well as anywhere where high-end style and functionality are required.

- 25 Gallon Capacity
- Brushed stainless steel or powder coated receptacle with perforated holes
- Bag retainer bands included
- Standard with hinged lid
- Optional 21 gallon liner available

Item #	Description	Capacity	Dimensions	Weight	Colors
CL25-SS	Stainless receptacle with perforated holes	25 Gal	15.5" x 15.5" x 30.5"	27 lb	 Stainless Steel  Black
CL25-BK	Receptacle with perforated holes	25 Gal	15.5" x 15.5" x 30.5"	27 lb	




Aluminum Series Standard

New 55 gallon capacity will hold more in any facility that needs a modern and upscale look.

- 55 Gallon capacity
- Made with heavy gauge aluminum
- Corrosion-resistant and fire safe
- Reinforced two piece design creates an overlap area that prevents lid failure
- Satin finish is free from blemishes and spinning lines
- The two-piece design eliminates the visibility of plastic liners
- Comes standard with rigid plastic liner
- Opening measures 12" diameter



Item #	Description	Capacity	Dimensions	Weight	Colors
AL55-CLR	Aluminum receptacle w/ plastic liner	55 Gal	24" x 35"	66 lb	 Clear Coat





The Rookwood

Perfect for entrances to grocery stores and C-stores, shopping malls, convention centers and arenas. This receptacle is great anywhere durability and functionality is needed.

- 32 Gallon capacity
- Receptacle comes complete, no assembly required
- Outdoor Receptacle with metal frame and aggregate panels
- Four sided trash opening
- Hinged lid for ease of servicing
- Includes galvanized liner
- Lockable Lid
- Leveling feet included



Item #	Description	Capacity	Dimensions	Weight	Colors
RW32AP-BN	Aggregate receptacle	32 Gal	16" x 39"	77 lb	<div>● Brown</div>



The Lookout

Designed with safety and security in mind. Perfect for government buildings, transportation areas like airports and train stations, as well as any high traffic areas, stadiums, arenas, or anywhere where security is paramount.

- 55 Gallon capacity
- Clear panels
- Ability to anchor
- Drain holes
- Heavy-duty steel construction
- Retainer band to secure bag liner
- Protective coated base
- Made in the USA



Item #	Description	Capacity	Dimensions	Weight	Colors
SEC55P-BB-FT	Clear paneled receptacle	55 Gal	16" x 39"		<div>● Black</div>



NOTES

[illegible]

This Witt catalog was provided by:



4600 N. Mason-Montgomery Rd. • Mason, OH 45040
1.800.543.7417 • Fax: 877.891.8200 • sales@witt.com

www.witt.com



STADIUM & ARENAS



Durability | Service | Innovation

Proudly Made in America Since 1887

800.543.7417

www.witt.com

sales@witt.com

Welcome

Witt Industries is proud to present to you, customized product offerings based on industry segment in the form of this catalog. For a full listing of our entire collection of products, please visit our website.

The icons below will be used throughout the catalog to help identify products for your ease of use. Witt has a proud history of more than 125 years in the waste and recycling receptacle industry, with indoor and outdoor receptacles and other accessories available as well. For questions, concerns or to place an order, please contact Witt Industries at **800-543-7417**, on the web at www.witt.com or via email at sales@witt.com.

Legend

ADA

This product conforms to the Americans with Disabilities Act reach requirements within the accessibility guidelines outlined in Section 4.2 : Space Allowance and Reach Ranges.

ADA

Non-Cancelable Non-Returnable

This product is not eligible to be canceled or returned once an order is received by Witt. There will be no exceptions to this policy.



OSHA

This icon indicates a products is OSHA compliant with standard number 1910.141 for waste disposal containers.



Quickship

This product is part of our Quickship Program. Order between 1-20 of these items by noon and the product will be shipped within 48 hours.



New Product

This icon indicates this is a new product in our catalog.

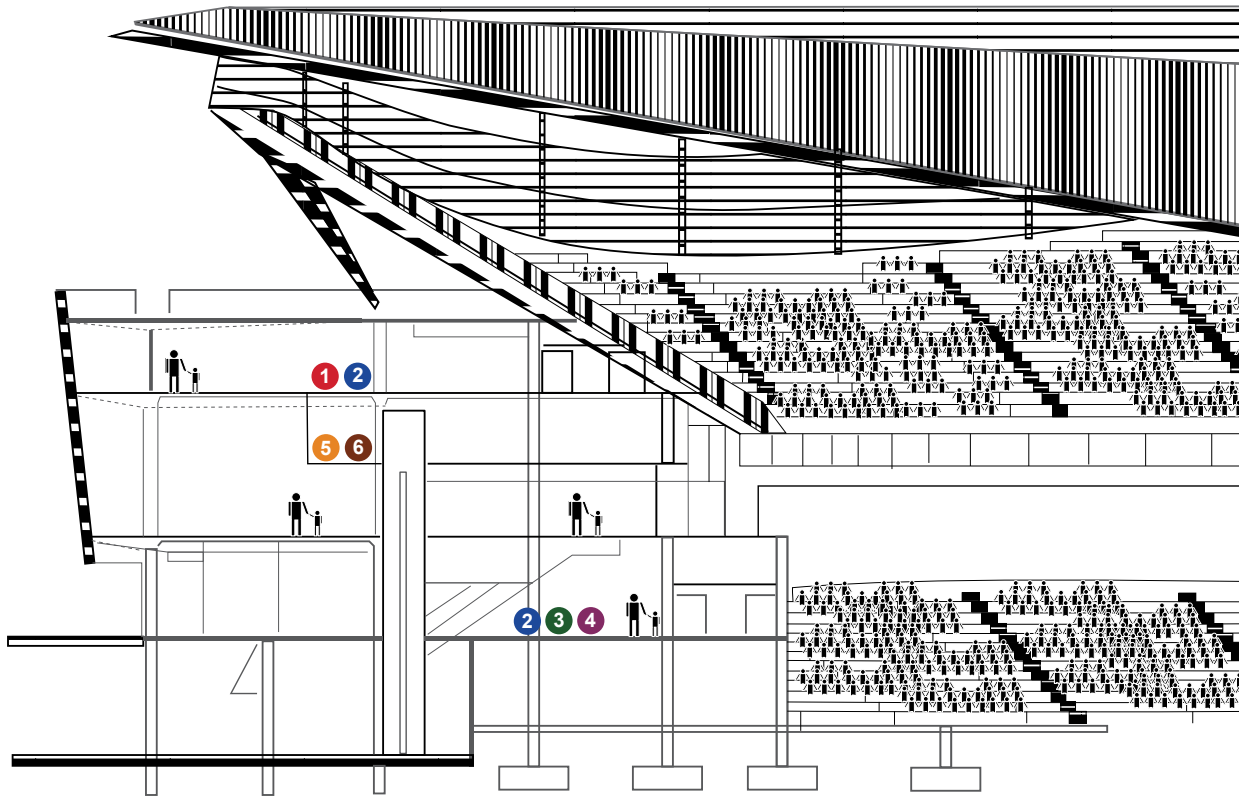


Table of Contents

01-02.....	Stadium Floor Plans
03.....	Witt Stadium Series® Logo
04.....	Witt Stadium Series® Message Center
05.....	Witt Stadium Series® Recycling
06.....	Witt Stadium Series® Standard
07.....	Witt Stadium Series® Edge
08.....	Witt Stadium Series® Logo Information
09.....	Witt Stadium Series® Color Options
10.....	Paramount
11.....	EXP Standard
11.....	EXP Hot Dipped Galvanized
12.....	EXP Accessories
13.....	Oakley Benches
14.....	Smoker's Mirage
15.....	Granite Series
16.....	Aluminum Series Standard
17.....	Polished Series Standard
17.....	Stainless Steel Flip-Top
18.....	GeoCube Recycling
19.....	Dome Top Polished Metal Recycling
19.....	Aluminum Series Recycling
20.....	The Celestial
20.....	Aluminum Series Standard
21.....	The Rookwood
21.....	The Lookout



Stadium Floor Plans



1



Witt Stadium Series® Logo

2



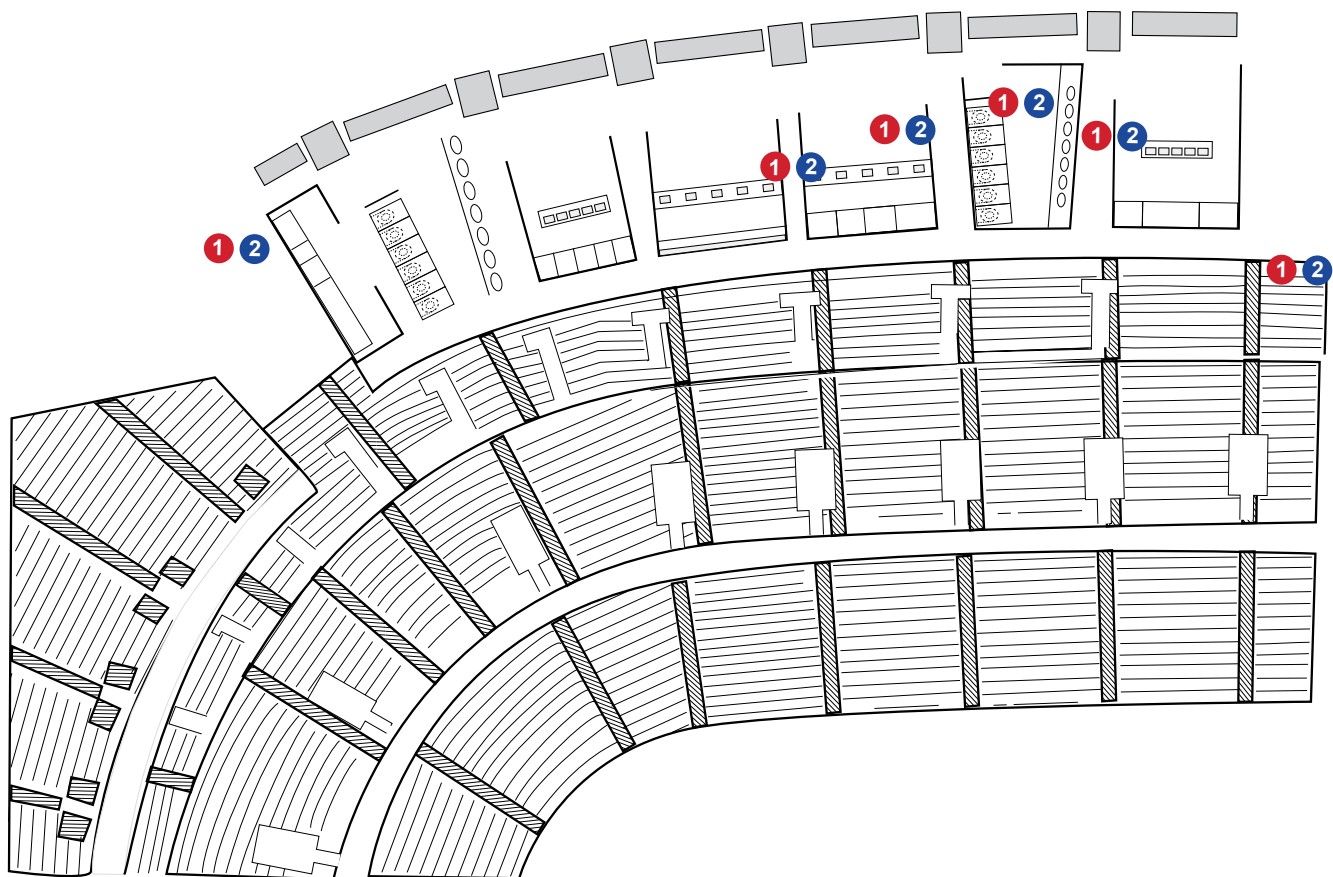
Witt Stadium Series® Recycling

3



Witt Stadium Series® Standard





Paramount



Aluminum Series



Aluminum Series Recycling



Witt Stadium Series® Logo

The perfect choice for athletic or entertainment venues. These heavy-duty receptacles are made to withstand high traffic venues and provide consistent and appealing style for years to come.

- Customizable with your team, company, venue or school logo laser cut into the receptacle
- Ability to match your colors for a truly custom product
- Durable TGIC powder-coat paint finish is applied to the USA sourced 100% galvalume steel, making it appropriate for indoor or outdoor use
- Leveling feet, anchor kit, and lid cable provided at no extra cost
- Standard protective coated base included for SC55 and SC35 (Optional for SC20)
- Durable plastic liner included
- High contrast logo colorization available
- Digital product preview available
- Ability to laser up to three logos on the 35 and 55 gallon units
- New flat top "Snap-On Lid" for 55 gallon receptacles stays put in windy conditions



SC55-02

Item #	Description	Capacity	Dimensions	Weight	Lids	Colors
SC20-02	Custom logo unit w/ plastic liner	20 Gal	15.5" x 31.5"	26 lb	FT	See colors on page 9 or Custom Colors Available
SC35-02	Custom logo unit w/ plastic liner	35 Gal	20.5" x 37"	45 lb	FT, HT, DT	
SC55-02	Custom logo unit w/ plastic liner	55 Gal	23.5" x 40"	86 lb	FT, HT, DT	



Witt Stadium Series® Message Center



The first high-quality waste receptacle to combine looks, durability and functionality with the opportunity to generate advertising revenue.

- Customizable with your team, company, venue or school logo laser cut into the receptacle
- Display advertisements or custom messages in the easy-to-change panels
- Durable TGIC powder-coated paint finish for both indoors and outdoors
- Leveling feet, anchor kit, durable plastic liner, and lid cable provided at no extra cost
- Standard protective coated base included for SC55 and SC35
- Ability to match your colors for a truly custom product; high contrast logo coloring available
- New flat top "Snap-On Lid" for 55 gallon receptacles stays put in windy conditions



SC35-03-FT



Item #	Description	Capacity	Dimensions	Weight	Lids	Colors
SC35-03	Custom logo unit w/ 12" x 12" ad openings, plastic liner	35 Gal	20.5" x 37"	45 lb	FT, HT, DT	See colors on page 9 or Custom Colors Available
SC55-03	Custom logo unit w/ 16" x 8" ad openings, plastic liner	55 Gal	23.5" x 40"	86 lb	FT, HT, DT	





Witt Stadium Series® Recycling

Offers the timeless elegance and durability of a perforated steel receptacle with the chasing arrows recycling symbol to promote sustainability.

- Leveling feet, anchor kit, and lid attachment kit provided at no extra cost on 35 and 55 gallon receptacles
- All models can be customized with your logo for an additional fee
- Optional split half-moon liners for dual stream recycling capabilities on SC55 units
- SC55 is available with full 55 gallon liner
- SC20 available with full 20 gallon liner
- SC35 available with full 35 gallon liner
- All models ship standard with recycle logo
- SC35 and SC55 lid decal options include: aluminum, cans only, glass only, plastic, newspaper, bottles and cans, paper only and bottles only
- SC35 and SC55 lid options include: flat or hood top with 4 ½" round opening or 2" x 7" slot opening. Opening configurations include: opening/opening, opening/slot, or slot/slot
- SC20 lid options include: flat top lid with either 4 ½" round opening or 2" x 7" slot opening
- Protective coated base and laser cut chasing arrow recycle symbol are standard on 35 and 55 gallon receptacles
- 20 gallon receptacle includes chasing arrow and recycle decal
- The receptacles come standard in recycle blue with white recycle logo and can also be customized to your unique color scheme
- New flat top "Snap-On Lid" for 55 gallon receptacles stays put in windy conditions



SC55-02R

SC35-02R

SC20-01-RC

Item #	Description	Capacity	Dimensions	Weight	Colors
SC20-01-RC	Recycle Unit w/ plastic liner, round openings	20 Gal	15.5" x 31.5"	26 lb	<div>Blue</div> <div>Green</div>
SC20-01-RP	Recycle Unit w/ plastic liner, slot openings	20 Gal	15.5" x 31.5"	26 lb	
SC35-02R	Recycle Unit w/ plastic liner	35 Gal	20.5" x 37"	45 lb	
SC55-02R	Recycle Unit w/ plastic liner	55 Gal	23.5" x 40"	86 lb	

Witt Stadium Series® Standard

Sleek, stylish and durable receptacles for use at stadiums, ball parks, arenas, and parking lots.

- Available in 20, 35, and 55 gallon sizes
- Durable TGIC powder-coated paint finish for indoor or outdoor use
- Also available in stainless steel
- Leveling feet, anchor kit, and lid cable provided at no extra cost
- Standard protective coated base included for SC55 and SC35 (Optional for SC20)
- Ability to match your colors for a truly custom product
- Also available in stainless steel finish
- New flat top "Snap-On Lid" for 55 gallon receptacles stays put in windy conditions



SC20

SC35

SC55



Dolly

Item #	Description	Capacity	Dimensions	Weight	Lids	Colors
SC20-01	Standard Unit w/ plastic liner	20 Gal	15.5" x 31.5"	26 lb	FT	See colors on page 9 or Custom Colors Available
SC35-01	Standard Unit w/ plastic liner	35 Gal	20.5" x 37"	45 lb	FT, HT, DT	
SC55-01	Standard Unit w/ plastic liner	55 Gal	23.5" x 40"	86 lb	FT, HT, DT	
DD-35	Painted four wheel can dolly w/ locking casters	N/A	ID=18"	15 lb	N/A	
DD-55	Painted four wheel can dolly w/ locking casters	N/A	ID=18"	17 lb	N/A	





Witt Stadium Series® Edge

The Stadium Series Edge Collection is sleek, modern and durable. Ideal for schools and universities, recreational complexes, or other athletic facilities. This outdoor receptacle features a perforated pattern in a modern square shape that fits easily against stadium pillars and columns.

- Customizable with your team, company, venue or school logo laser cut into the receptacle
- Available in 40 gallon size
- Durable TGIC powder-coated paint finish for indoor or outdoor use
- Leveling feet, anchor kit, and lid cable provided at no extra cost
- Ability to match your colors for a truly custom product
- Ability to laser cut up to four logos
- Made in USA



Item #	Description	Capacity	Dimensions	Weight	Lids	Colors
SQ46-01	Square receptacle with plastic liner	40 Gal	24" x 24" x 38"	86 lb	FT	<div> <div> <div></div> <div></div> <div></div> <div></div> </div> <div> <div></div> <div></div> <div></div> <div></div> </div> <div> <div></div> <div></div> <div></div> <div></div> </div> </div>

Logo Customization Process



- 1.** Send your electronically formatted logo with a completed order form to Witt
- 2.** From your logo, we create a computer generated graphic that can be laser cut into our receptacles
- 3.** Sign and return the art approval form with the attached artwork that we send to you
- 4.** Your order is entered
- 5.** Your custom logo receptacle is created

Outdoor & Stadium Color Options



Safety Yellow



Ultra Orange



Tech White



Red Baron



Deep Red




Burgundy



Cream



Brass Gold



Brown(BN)



Equipment Green




Evergreen(GN)



Moss Green



Purple



Blue Streak II(BL)




Post Office Blue



Silver



Stone Gray



Bumper Black(BK)

SP = Special colors that require longer lead times.

Color may appear differently than what is actually used in the manufacturing of our products due to printing restrictions.



Paramount

Features a compelling and modern stainless steel perforated design perfect for office buildings, arenas, hospitals, theaters and shopping malls

- Sleek and contemporary perforated design
- Servicing made easy with a lift-off top
- Lid options include: flat, hood top, or dome top
- Three stainless steel leveling feet included
- Standard protective coated base included
- Anchor kit with two anchor tabs included
- Comes standard with high density 100% recyclable plastic liner




PC55P-SP1-DT



PC55P-SP1-HT



PC55P-SP1-FT

Item #	Description	Capacity	Dimensions	Weight	Lids	Colors
PC35P-SP1	Heavy gauge stainless steel receptacle	35 Gal	20.5" x 37"	45 lb	HT, FT, DT	 Stainless Steel
PC55P-SP1	Heavy gauge stainless steel receptacle	55 Gal	23.5" x 40"	86 lb	HT, FT, DT	

EXP Standard

The Expanded Metal Basket Receptacle is perfect for outside stadiums and arenas, as well as parking lots and garages.

- Hot dipped galvanized or powder coat finish for maximum wear resistance
- Added vertical ribs for reinforcement
- See through mesh is great for added safety in public areas
- Lid options include: dome top, flat top, rain cap, swing top and ash top
- Optional 36 gallon liner available



EXP Hot Dipped Galvanized

Offers an ultra-durable galvanized coating to stand up to the harshest environments and extreme climate changes.

- Salt and chlorine resistant to corrosion
- Horizontal and vertical ribs for reinforcement
- Hot Dipped Galvanized Coating proven for years of use
- Can be used with or without liner
- Choose from two Hot Dipped Galvanized Lid Options : the 5555G dome top or FT256G flat top



EXP- 52

*(Black & Galvanized ONLY)

Item #	Description	Capacity	Dimensions	Weight	Colors
EXP-52	Expanded metal outdoor container	48 Gal	23" x 33"	29 lb	<div> <div>Green</div> <div>Red</div> <div>Black</div> <div>Blue</div> <div>Galvanized</div> </div>
EXP-52NPBL	Expanded metal outdoor container w/ name plate, blue	48 Gal	23.75" x 33"	30 lb	



Witt offers numerous accessory options to complement your EXP Collection receptacle



Dome Top Lid



Swing Top Lid



Flat Top Lid



Flat Top Lid



Ash Top Lid



Rain Cap Lid



Flat Top Lid



Recycle Flat Top Lid



EXP Dome Top Lid



SMB Liner



Lid Attachment Kit

Item #	Description	Dimensions	Weight	Colors
5555	Painted or galvanized dome top lid	ID = 23.75"	11 lb	BK, GN, DB, RD, G
EXP-DTLID	EXP plastic dome top lid	ID = 23.75"	7 lb	BK
SWT55	Painted swing top lid	ID = 23.75"	11 lb	BL, BK, GN
FT256G	Galvanized flat top lid	ID = 23.75"	7.5 lb	G
FT255P	Painted flat top lid	ID = 23.75"	6 lb	GN
M3601-ATL	Ash urn lid	ID = 23.75"	7 lb	BK, GN
M3601-RCL	Rain cap lid	ID = 23.75"	7 lb	BK, GN
M3601-FTL	Flat top lid	ID = 23.75"	5 lb	BK, GN
M3601-FTL2H-RCL	Recycling flat top lid	ID = 23.75"	5 lb	BL
LIDKIT	Lid retainer kit for outdoor units	N / A	N / A	N / A
SMB36L	36 gallon SMB liner, black	20.25" x 30"	10 lb	BK

Oakley Benches

The Oakley Collection of benches are great for municipalities, parks, universities, apartments, office complexes and city streets.

- Durable, long-lasting flat bar steel construction is a deterrent for graffiti
- Anchor kit is supplied with all units at no extra charge
- Durable TGIC powder-coated paint finish
- Available in 4, 5, or 6 foot length
- Center arm option available in 6 foot length to deter loitering
- Made in the USA



Item #	Description	Dimensions	Weight	Colors
M4-BCH	Slatted metal bench	48" x 24" x 34"	77 lb	<div> <div>● Black</div> <div>● Green</div> <div>● Textured Black</div> <div> <div>● Silver</div> <div>● Brown</div> </div> </div>
M5-BCH	Slatted metal bench	60" x 24" x 34"	96 lb	
M6-BCH	Slatted metal bench	72" x 24" x 34"	115 lb	



Smoker's Mirage

Our best-selling Smoker's Mirage continues to be a product of choice for neatly containing those ash and cigarette butt by-products in an easy-to-service design. Perfect for casinos, office entrances, restaurants, campuses, and apartment complexes.

- Designed for indoor or outdoor use
- Constructed of heavy gauge galvalume steel
- Large 4.5 gallon capacity removable steel container conceals more than 4,000 disposed cigarette butts for maximum capacity and minimal maintenance servicing



Item #	Description	Capacity	Dimensions	Weight	Colors	
MSK	Smoker's Mirage	4.5 Gal.	16" x 39"	18 lb	<div>● Black</div>	<div>● Hammered Charcoal</div>



15DT-SVN


Granite Series

The Witt Granite Series is a designer focused family of receptacles to outfit your entire facility.

- Features a strong USA-sourced steel shell that is scratch resistant
- Comes in an array of stylish, finger print resistant designs and sizes to choose from
- Crafted with fire safe steel for maximum durability



AL18-SVN AL35-SVN 35FT-SVN 415DT-SVN 2000-SVN 3000-SVN
 *(2000-SVN & 3000-SVN ONLY)

Item #	Description	Dimensions	Weight	Colors
AL18-SVN	Aluminum receptacle w/ plastic liner, silver vein finish	24 Gal	23 lb	 Silver Vein
AL35-SVN	Aluminum receptacle w/ plastic liner, silver vein finish	35 Gal	35 lb	
35FT-SVN	One opening receptacle w/ plastic liner	35 Gal	28 lb	
415DT-SVN	Open top receptacle w/ galvanized liner	15 Gal	21 lb	
15DT-SVN	Dome top receptacle w/ galvanized liner & push door	15 Gal	22 lb	
2000-SVN	Ash urn	N / A	6 lb	
3000-SVN	Ash-n-trash urn w/ galvanized liner	3 Gal	9 lb	

Aluminum Series Standard

Adds an upscale and modern look to your facility.

- Made with heavy gauge aluminum
- Corrosion-resistant and fire safe
- Silver vein has a speckled finish that is highly scratch resistant
- Satin finish is free from blemishes and spinning lines
- Reinforced two piece design creates an overlap area that prevents lid failure
- The two-piece design eliminates the visibility of plastic liners
- Comes standard with rigid plastic liner
- Openings measure 8.25" for AL18's and 9" for AL35's



AL35-CLR





AL35-SVN



ADA



Item #	Description	Capacity	Dimensions	Weight	Colors	
AL18	Aluminum receptacle w/ plastic liner	24 Gal	15" x 30.5"	23 lb	<div>  Silver Vein  Clear Coat </div>	
AL35	Aluminum receptacle w/ plastic liner	35 Gal	18" x 32"	35 lb		
AL55	Aluminum receptacle w/ plastic liner	55 Gal	24" x 35"	66 lb		



35FTPM


Polished Series Standard

Adds an upscale and modern fire-safe look to your facility.

- Designed from polished metal steel
- Mirrored chrome finish with black top
- Comes standard with rigid plastic liner



ADA

Item #	Description	Capacity	Dimensions	Weight	Colors
35FTPM	Polished metal receptacle w/ plastic liner	35 Gal	18" x 33"	28 lb	 Polished Metal



15FLPT-SS




Flip-Top Lid

Stainless Steel Flip Top

Witt's easy to use flip-top lid hides waste, providing an upscale look for any facility.

- Designed from heavy gauge stainless steel for rust-free performance
- Fire safe and corrosion resistant
- Comes standard with galvanized liner
- Easy to use flip-top design

Item #	Description	Capacity	Dimensions	Weight	Colors
15FLPT-SS	Flip top, w/ galvanized liner	15 Gal	15" x 29"	22.5 lb	 Stainless Steel





GeoCube Recycling


Witt's best-selling, industry leading recycling system, the GeoCube Recycling Series, is perfect for separating waste and recyclables in public areas and encouraging environmentally responsible waste disposal.

- Space efficient receptacles for recycling
- Mix and match GeoCubes for unique combinations
- Compact and fire-safe steel construction
- Each lid comes with one of the following decals:


- 01: "Cans" and "Bottles"
- 02: "Paper" and "Recycle"
- 03: "Waste" and "Recycle"
- 04: "Recycle" (two each)

*optional "Plastic" and "Glass" available upon request


Lid Options




01 - round opening



02 - slot opening



03 - waste opening



04 - combo opening

Item #	Description	Capacity	Dimensions	Weight	Lids	Colors
24GC	GeoCube Recycling Unit	24 Gal	15" x 15" x 24"	24 lb	01, 02, 03, 04	<div> <div>●</div> Charcoal <div>●</div> Slate </div> <div> <div>●</div> Blue <div>●</div> Scarlet Red </div>
28GC	GeoCube Recycling Unit	28 Gal	15" x 15" x 28"	27 lb	01, 02, 03, 04	
32GC	GeoCube Recycling Unit	32 Gal	15" x 15" x 32"	31 lb	01, 02, 03, 04	
36GC	GeoCube Recycling Unit	36 Gal	15" x 15" x 36"	34 lb	01, 02, 03, 04	



Dome Top Polished Metal Recycling

Featuring our durable and attractive polished metal 100% recyclable steel body construction with visually striking recycling dometops to promote environmentally responsible behavior.

- Features our strong steel shell body
- Open-top receptacle offers touchless, sanitary recycling and waste disposal
- 100% recyclable galvanized steel liner and Recycle decal included
- Available in three color options



415DT-PM-R

415DT-44BK-R

415DT-44BL-R



ADA

Item #	Description	Capacity	Dimensions	Weight	Colors
415DT-PM-R	Polished metal recycling open top, w/ galvanized liner	15 Gal	15" x 35"	21 lb	<input type="radio"/> Clear Coat <input checked="" type="radio"/> Blue <input type="radio"/> Black
415DT-44R	Polished metal w/ painted dome top and recycle band, blue or black dome	15 Gal	18" x 35"	21 lb	

Aluminum Recycling

An elegant solution for your indoor recycling needs.


- Designed of heavy gauge aluminum, which is both corrosion resistant and fire-safe
- Available in satin clear coat finish that is free from blemishes and spinning lines
- Reinforced two piece design creates an overlap area that prevents lid failure
- Two piece design creates an overlap area and eliminates the visibility of plastic liners
- Comes standard with rigid plastic liner



ADA

Item #	Description	Capacity	Dimensions	Weight	Colors
AL-18-CLR-R	Aluminum recycling receptacle w/ plastic liner	24 Gal	15" x 30.5"	23 lb	<input type="radio"/> Clear Coat
AL-35-CLR-R	Aluminum recycling receptacle w/ plastic liner	35 Gal	18" x 32"	35 lb	







The Celestial

Designed for hospitality and hotel venues, suites in arenas and stadiums, class A office parks, as well as anywhere where high-end style and functionality are required.

- 25 Gallon Capacity
- Brushed stainless steel or powder coated receptacle with perforated holes
- Bag retainer bands included
- Standard with hinged lid
- Optional 21 gallon liner available

Item #	Description	Capacity	Dimensions	Weight	Colors
CL25-SS	Stainless receptacle with perforated holes	25 Gal	15.5" x 15.5" x 30.5"	27 lb	 Stainless Steel  Black
CL25-BK	Receptacle with perforated holes	25 Gal	15.5" x 15.5" x 30.5"	27 lb	




Aluminum Series Standard

New 55 gallon capacity will hold more in any facility that needs a modern and upscale look.

- 55 Gallon capacity
- Made with heavy gauge aluminum
- Corrosion-resistant and fire safe
- Satin finish is free from blemishes and spinning lines
- Reinforced two piece design creates an overlap area that prevents lid failure
- The two-piece design eliminates the visibility of plastic liners
- Comes standard with rigid plastic liner
- Opening measures 12" diameter



Item #	Description	Capacity	Dimensions	Weight	Colors
AL55-CLR	Aluminum receptacle w/ plastic liner	55 Gal	24" x 35"	66 lb	 Clear Coat





The Rookwood

Perfect for entrances to grocery stores and C-stores, shopping malls, convention centers and arenas. This receptacle is great anywhere durability and functionality is needed.

- 32 Gallon capacity
- Receptacle comes complete, no assembly required
- Outdoor Receptacle with metal frame and aggregate panels
- Four sided trash opening
- Hinged lid for ease of servicing
- Includes galvanized liner
- Lockable Lid
- Leveling feet included



Item #	Description	Capacity	Dimensions	Weight	Colors
RW32AP-BN	Aggregate receptacle	32 Gal	16" x 39"	77 lb	<div></div> Brown



The Lookout

Designed with safety and security in mind. Perfect for government buildings, transportation areas like airports and train stations, as well as any high traffic areas, stadiums, arenas, or anywhere where security is paramount.

- 55 Gallon capacity
- Clear panels
- Ability to anchor
- Drain holes
- Heavy-duty steel construction
- Retainer band to secure bag liner
- Protective coated base
- Made in the USA



Item #	Description	Capacity	Dimensions	Weight	Colors
SEC55P-BB-FT	Clear paneled receptacle	55 Gal	16" x 39"		<div></div> Black



NOTES

This image shows a single sheet of white paper with horizontal ruling lines. The lines are evenly spaced and run across the width of the page. There are no margins, text, or other markings on the paper.

This Witt catalog was provided by:



4600 N. Mason-Montgomery Rd. • Mason, OH 45040
1.800.543.7417 • Fax: 877.891.8200 • sales@witt.com

www.witt.com

