STANLEY HARDWARE

STANLEY

Hardware

PRICES APPLYING TO
STANLEY
HARDWARE

PRICE BOOK 93

EFFECTIVE APRIL 19, 1965

STANLEY®

STANLEY HARDWARE

Division of The Stanley Works

NEW BRITAIN, CONNECTICUT, U.S.A.

ZIP CODE 06050

●

Sales Office

NEW YORK
Empire State Building
Room 6505
350 Fifth Avenue
New York, New York
Zip Code 10001

Sales Offices and Warehouses

ATLANTA
205 Armour Drive, N. E.
Atlanta, Georgia
Zip Code 30324

DALLAS
635 Regal Row
Dallas, Texas
Zip Code 75247

CHICAGO
4455 North Avenue
Melrose Park, Illinois
Zip Code 60160

SAN FRANCISCO
320 Valley Drive
Crocker Industrial Park
Brisbane, Calif.
Zip Code 94005

GENERAL

Prices and terms of sale are subject to change without notice.

Orders based on quotations for specific jobs will be invoiced at prices ruling as of the date such orders are accepted. Other orders will be invoiced at prices ruling as of the date of shipment.

If under any law now or hereafter passed the seller is required to pay a tax on sales, or an excise tax, the amount of these taxes will be added to the invoice value.

Orders will be filled with reasonable promptness but The Stanley Works shall not be held responsible for any loss or damage resulting from delay in filling orders by reason of fire, strikes, differences with workmen, government regulations, accidents, delays by common carriers, or other causes beyond its control. Errors and Omissions subject to correction.

TERMS

Prices are for full factory packages.

A service charge of $2.50 will be charged for any order of less than $10.00 net.

When asked to consolidate an order on contract from the hardware schedules for a given job, we will not charge for consolidating into one order for shipment in standard packaging.

A charge of $10.00 will be made when we are requested to itemize and special package in accordance with such schedules.

PAYMENTS

Accounts are net cash 30 days payable in New York current funds or 2% for cash if paid on or before the 10th of the month following date of invoice.

Accounts unpaid at expiration of 40 days from date of invoice will be subject to sight draft with interest and exchange.

SHIPMENTS

Goods in transit at risk of purchaser.

On stock orders, we reserve the privilege of increasing or decreasing by up to 10% the quantities on standard stock items to make full case packages.

On items made to order, we consider an order complete if amount is 10% over or under quantity specified unless order is marked "FURNISH EXACT QUANTITY." Exceptions: Contract Hardware orders or Export orders.

Prices are F.O.B. factory at New Britain, Connecticut, with full freight prepaid on shipments of 200 pounds or more, by the cheapest routing, our selection. Swing-up hardware is F.O.B. New Britain, no freight allowance.

All orders will be shipped regardless of weight unless we are specifically instructed to ship with other goods.

Shipments by Parcel Post are F.O.B. Factory without any freight allowance.

CANCELLATIONS

Orders for goods, accepted by us, are non-cancellable except with our prior written consent and subject to a service charge expressed in such consent.

RETURNED GOODS

No goods are to be returned to the Factory or to any offices or warehouses without our prior written authorization covering specific items and quantities.

QUIK-SHIP ITEMS

The items our distributors sell in greatest volume have been identified as "QUIK-SHIP" items. Because of this high volume, ample stocks of all "QUIK-SHIP" items are maintained at our New Britain plant and most items at our warehouses to assure you of the fastest possible service so that you may secure the best possible inventory turnover.

"STOCK" items are identified in this price book in the last column under "QUIK-SHIP ITEMS," either by the finish symbol or by the word "yes".

PLEASE NOTE: If you need this faster than normal service, include only "QUIK-SHIP" items on one order. All orders will be shipped regardless of weight unless we are specifically instructed to ship with other goods.

STANLEY HARDWARE

New Britain, Conn.

April 19, 1965

PRICING EXTRAS

extra for stainless steel balls and raceways on steel, brass or bronze ball bearing hinges:

On regular weight two ball bearing hinges ..... add $2.50 per pair list
On extra heavy four ball bearing hinges ..... add $5.00 per pair list

K base under standard finishes

Ball Bearing		Plain Bearing	
3½" — 4"	add $2.46 per pair	2" — 2½" — 3"	add $1.11 per pair
4½" — 5"	add 3.06 per pair	3½" — 4"	add 1.11 per pair
6"	add 3.66 per pair	4½" — 5"	add 1.41 per pair
8"	add 5.66 per pair	6"	add 1.86 per pair

tips

Flat button tips are standard. Ball tips (suffix BT) are available on 3½", 4" and 4½" regular weight steel hinges. Add $2.22 per pair.
Solid Brass Steeple Tips (suffix "x steeple tips") are available on 3½", 4", 4½" and 5" regular weight ball bearing and plain joint steel or brass "F" line hinges — add $2.00 per pair.

hospital tips (HT)

All extra heavy plain or ball bearing hinges add $6.33 per pair.
All regular weight plain or ball bearing hinges add $5.33 per pair.

extras for non-removable pins

Symbol	Description	Price
NRP	Non-removable Pin when door is closed (Set Screw in barrel)	add $1.52 per pair
FTP	Fast Pin — Tips driven in both ends with Floating Pin	add 1.91 per pair
FSP	Fast Spun Pin without Tips	add 1.91 per pair

Stanley non-ferrous hinges regularly furnished with stainless steel pins
extras for brass pins symbol BP or stainless steel pins

Add to price of Hinges with Steel Pins, except where listed:

	up to 3x3	3½x3½, 4x4	4½x4½, 5x5	6x6 and larger
Door Butts	$0.70	$1.05	$1.65	$2.70 per pair

Small Plated Butts (289, etc.) ..... $0.50 per pair

extra for no holes on butt hinges and hinges normally furnished with holes. (prefix NH to class number)

No hole hinges furnished not swaged unless otherwise specified.
For less than 250 pair ..... add 10% to regular price
250 to 500 pair ..... add 5% to regular price
500 pair or more ..... no extra charge

for butt hinges (with standard hole punching) **ordered not swaged add 20% to the regular price.**

special swaging butt hinges and hinges — price on application.

special screws

All butt hinges are regularly packed with slotted head wood or machine screws or bolts. All other types are special.

	Steel	Brass	Stainless Steel
Extra for Spanner Head *Screws	$0.14	$0.20	$0.51 each screw
Extra for Twin Head *Machine Screws	.20	.33	.... each screw

*Available only on certain sizes.

Spanner Tool Holder ..... $1.70 each
Spanner Bits ..... $6.70 each

special hinges for aluminum doors

round corners — prefix "RD"

¼" radius (.250) is available on all standard full mortise hinges at an extra cost of $1.00 per pair (except where listed).
5/32" radius (.156) is available on standard 4½" high full mortise hinges, add $1.00 list per pair. Must specify 5/32" radius when desired.
Other types and sizes — price on application.

slip-in hinges — prefix "Slip-In"

BB179, FBB179, BB191, and FBB191 — 4"x4", 4½"x4" and 4½"x4½" are available for "slip-in" application for aluminum doors and frames: add 10% to regular price.
Specify "swaged to provide 3/16" clearance between leaves when parallel and one leaf with standard punching and countersinking and other leaf drilled and tapped" — specify hand desired.
Specify "both leaves swaged special to provide 5/16" clearance" between leaves when parallel, and both leaves drilled and tapped.

miscellaneous

Goods not catalogued as made to template can be furnished — price on application.
Aluminum and stainless steel hinges where not listed — price on application.
On hinges where two dimensions are given the first dimension always indicates **height** (not including the tips) and the second **width.**
Butt hinges are obtainable with Oilite bearings at the same price as ball bearings. Round corners may be obtained at an extra cost of $1.00 per pair (except where listed) — prefix RD to the class number.

PRICING UNLISTED FINISHES AND NON-STANDARD PACKING

items on pages 37 through 101 of catalog

For finishes not priced in this book, the following will apply:

- No minimum quantity requirements

For these Finishes	On Steel Hinges (On pages 37-101)	On Brass or Bronze Hinges (On pages 37-101)
F, J1	Use price of P finish	Use price of A5 finish
LA	Use price of A5 finish	Use price of A5 finish
K, US2G	Use price of A5 finish	— — — — —
P	— — — — —	Use price of A5 finish
A8, A9, C, CM, CNL, KD, KL, N, N5, SG, Y2	Use price of CMD finish	Use price of CMD finish

- For any other finish listed in symbol comparison table below — price on application

FORMULA

✠ items marked with this (✠) symbol

For finishes not priced in this price book, the following will apply:

- Quantity requirement — full case or more per item.
- When the item is part of an identified contract order the quantity requirement will be waived.
- For finishes F, J, J1, K and PS add 50% to the lowest listed finish other than P.
- For finishes A5, C, CM, CMD, LA, N, N5 and R add 100% to the lowest listed finish other than P.
- For any other finish listed in symbol comparison table below — price on application.

For special packing not listed in this price book the following will apply:

- Quantity requirement — full case or more per item.
- Add 50% to the listed price of standard packing.
- When the item is part of an identified contract order the quantity requirement will be waived.

FINISH SYMBOL COMPARISON TABLE

Classification of Finishes

Specify finish by suffixing Stanley symbol to class number

Stanley Hardware	United States Standard	General Description
ALD	US28	Aluminum metal, satin, anodized
A5	US10	Satin bronze
*A8	US10A	Satin bronze, oxidized, lacquered
*A9	US10B	Satin bronze, oxidized and oil rubbed on bronze metal only
*B	US20	Statuary bronze
*B1	US20A	Statuary bronze, dark
BG	....	Baked gray enamel
C	US3	Bright brass
CNL	US3A	Bright brass, no lacquer, on brass metal only
CM	US26	Chromium plated, bright
CMD	US26D	Chromium plated, satin
DW	....	Desert white spray paint
D3	....	Antique copper
D4	....	Satin copper
F	US4	Satin brass
F3	....	Antique brass
FL	....	Goldtone lacquer finish
J	US1B	Bright japanned
J1	US1D	Dead black (over a bonderized base)
J2	....	Textured black lacquer
K	US2C	Zinc plated (commercial)
US2G	US2G	Zinc plated (government specifications)
KD	....	Zinc plated, satin
KL	....	Zinc plated, buffed bright
LA	....	Aluminum lacquer
N	US14	Nickel plated, bright
N5	US15	Nickel plated, satin
P	USP	Primed for painting or staining (over a bonderized base)
R	US2H	Hot dipped galvanized
SG	....	Simulated gold
STS	US32	Stainless steel metal
STSD	US32D	Stainless steel metal, satin
Y2	US17A	Nickel plated, imitation half-polished iron oxidized and relieved

*Our standard A8 or A9, B or B1 finish will be furnished unless advised to match another manufacturer's finish. Submit sample when exact match is desired.

CLASS NO.	ORDER AND PRICE UNIT	ITEM	PRICES	BOX QUAN.	BOX WEIGHT	QUIK-SHIP Items
PMJ1	**Each**	**PAUMELLE MORTISING JIG**	**$43.50**	**1 Each**	**1 Lb., 6 oz.**	Yes
GP4½S	Each	guide plate for no. 140	4.58	1 ea.	4 oz.	Yes
GP5S	Each	guide plate for BB95 — 5" & BB141 — 5"	4.58	1 ea.	6 oz.	Yes
GP5EH	Each	guide plate for BB93	4.58	1 ea.	6 oz.	Yes
GP6S	Each	guide plate for BB95 — 6" & BB141 — 6"	4.58	1 ea.	6 oz.	Yes
GP6EH	Each	guide plate for BB92, BB142 & BB143	4.58	1 ea.	5 oz.	Yes

CLASS NO.	PRODUCT	ORDER AND PRICE UNIT	FINISHES AND PRICES†	BOX QUAN.	CASE QUAN.	CASE WEIGHT (LBS.)	QUIK-SHIP Items
A-1BxR-1B	Plain & Safety Hasp	Each	**$26.02**	.....	1 Ea.	13	Yes
A-2xR-2	Light Strap & T-Hinge	Each	**19.02**	.....	1 Ea.	11	Yes
A-3BxR-3B	Heavy Strap & T-Hinge	Each	**34.67**	.....	1 Ea.	30	Yes
A-4BxR-4B	Screen & Storm Hdwe.	Each	**39.12**	.....	1 Ea.	27	Yes
A-4CxR-4C	Screen Repair Hdwe.	Each	**27.07**	.....	1 Ea.	18	Yes
A-5BxR-5B	Gate Hardware	Each	**25.87**	.....	1 Ea.	17	Yes
A-6xR-6	Clothesline Hardware	Each	**13.17**	.....	1 Ea.	7	Yes
A-7xR-7	Corrugated Fasteners	Each	**14.27†**	.....	1 Ea.	7	Yes
A-8xR-8	Steel Washers	Each	**16.37†**	.....	1 Ea.	13	Yes
A-9xR-9	Hooks and Eyes	Each	**68.87†**	.....	1 Ea.	34	Yes
A-10xR-10	Corner Irons and Braces	Each	**17.97**	.....	1 Ea.	17	Yes
A-11BxR-11B	Miscellaneous Home Hardware	Each	**20.12**	.....	1 Ea.	8	Yes
A-12BxR-12B	Door Pivot and Hinge	Each	**44.82**	.....	1 Ea.	23	Yes
A-13xR-13	Utility Door Hinge	Each	**27.17**	.....	1 Ea.	17	Yes
A-14xR-14	Furniture Hardware	Each	**33.17**	.....	1 Ea.	12	Yes
A-15xR-15	Sliding Door Pull	Each	**34.97**	.....	1 Ea.	7	Yes
A-16BxR-16B	Colonial Cabinet Hdwe.	Each	**30.07**	.....	1 Ea.	14	Yes
A-17BxR-17B	Contemporary Cabinet Hdwe.	Each	**35.57**	.....	1 Ea.	13	Yes
A-18xR-18	Steel Continuous Hinge	Each	**43.07†**	.....	1 Ea.	18	Yes
A-19xR-19	Closet Hardware	Each	**44.07†**	.....	1 Ea.	39	Yes
A-20xR-20	Latch, Pull and Handle	Each	**21.17**	.....	1 Ea.	10	Yes
A-21xR-21	Shelf Bracket	Each	**34.43**	.....	1 Ea.	27	Yes
A-22BxR-22B	Security Bolts & Guard	Each	**54.97**	.....	1 Ea.	18	Yes
A-23xR-23	Turnbuckle & Eye Bolt	Each	**43.77†**	.....	1 Ea.	33	Yes
A-24xR-24	Cup & Shoulder Hooks	Each	**52.07†**	.....	1 Ea.	9	Yes
A-25xR-25	Shelf Strip & Bracket	Each	**42.72†**	.....	1 Ea.	22	Yes
A-26xR-26	Brass Continuous Hinge	Each	**87.42†**	.....	1 Ea.	20	Yes
A-27xR-27	Wood Screw Assortment	Each	**88.67**	.....	1 Ea.	36	Yes
A-28xR-28	Bolt & Nut Assortment	Each	**59.67**	.....	1 Ea.	42	Yes
A-29xR-29	Giant Hanger	Each	**36.17†**	.....	1 Ea.	29	Yes
A-30xR-30	Black Shelf Bracket	Each	**37.22**	.....	1 Ea.	20	Yes
A-31xR-31	Brass Shelf Bracket	Each	**37.22**	.....	1 Ea.	20	Yes
A-32xR-32	Cabinet Catch	Each	**9.62**	.....	1 Ea.	4	Yes
DAP-1	Door Pivot	Set	**A5 17.08†**	1 Set	25 Sets	45	.....
		Set	**CMD 20.55†**	1 Set	25 Sets	45	**CMD**
ES-1	Emergency Door Stop	Each	**A5, CMD 17.43†**	1 Ea.	.....	½(box)	**A5, CMD**
OP-1	Adjustable Pivot, Top	Each	**A5 13.00†**	1 Ea.	10 Pcs.	14	**A5**
			CMD 15.00†	1 Ea.	10 Pcs.	14	**CMD**
OP-2	Adjustable Pivot, Intermediate	Each	**A5 19.44†**	1 Ea.	10 Pcs.	22	**A5**
			CMD 22.56†	1 Ea.	10 Pcs.	22	**CMD**
OP-3	Adjustable Pivot, Bottom	Each	**A5 19.78†**	1 Ea.	10 Pcs.	21	**A5**
			CMD 24.00†	1 Ea.	10 Pcs.	21	**CMD**

FINISH SYMBOL COMPARISON TABLE

Stanley	A5	CMD
U. S. Govt.	US10	US26D

Prices are per unit as indicated in "Order and Price Unit" column unless otherwise specified.

All prices are for items furnished with screws (as specified in catalog) unless otherwise stated in price list.

†TO PRICE OTHER FINISHES — SEE PAGE IV.

CLASS NO.	PRODUCT	SIZE	ORDER AND PRICE UNIT	FINISHES AND PRICES†	BOX QUAN.	CASE QUAN.	CASE WEIGHT (LBS.)	QUIK-SHIP Items
4	Turn Button	1¾"	Each	K $3.22† ✠ per 100 pcs. without screws	150 Pcs.	1,500 Pcs.	24	K
Sc4	Turn Button	1¾"	Each	K 4.16† ✠ per 100 pcs.	150 Pcs.	1,500 Pcs.	31	K
CD4K	Turn Button	1¾"	Pack	K .24	5 Pks.	100 Pks.	10	K
5	Turn Button	1¼"	Each	K 3.77† ✠ per 100 pcs. without screws	150 Pcs.	1,500 Pcs.	15	K
SC5	Turn Button	1¼"	Each	K 5.93† ✠ per 100 pcs.	150 Pcs.	1,500 Pcs.	22	K
15	Coupling	.....	Each	K .24† ✠	•20 Pcs.	1,000 Pcs.	57	K
16	Coupling	.....	Each	K .22† ✠	•20 Pcs.	1,000 Pcs.	43	K
23	Roller Latch	.....	Each	A5, C, F 2.21† ✠	•10 Pcs.	100 Pcs.	23	A5, C, F
		.....	Each	CM, CMD 2.60† ✠	•10 Pcs.	100 Pcs.	23	CM, CMD
23¼	Roller Latch	.....	Each	A5, C, F 2.84† ✠	•10 Pcs.	100 Pcs.	23	C
		.....	Each	CM, CMD 3.26† ✠	•10 Pcs.	100 Pcs.	23	CMD
26	Roller Latch	.....	Each	C, K .99 ✠	•25 Pcs.	300 Pcs.	20	C, K
CD26C	Roller Latch	.....	Pack	C 1.04	5 Pks.	50 Pks.	5	C
DP26C	Roller Latch	.....	Each	C .98	.....	100 Pcs.	6	C
CD27K	Screen Corner Brace	.....	Pack	K .45	5 Pks.	100 Pks.	24	K
30	Bullet Catch	.....	Each	C .10† + (Bulk Pack available: price on application)	100 Pcs.	2,500 Pcs.	33	C
34	Cabinet Catch	.....	Each	K .23 +	•25 Pcs.	300 Pcs.	18	K
CD34K	Cabinet Catch	.....	Pack	K .26	5 Pks.	100 Pks.	10	K
DP34K	Cabinet Catch	.....	Each	K .22	1 in poly. bag	100 Pcs.	6	K
35	Cabinet Catch	.....	Each	K .26↓ +	•25 Pcs.	300 Pcs.	19	K
CD35K	Cabinet Catch	.....	Pack	K .25↓	10 Pks.	50 Pks.	5	K
DP35K	Cabinet Catch	.....	Each	K .25↓	1 in poly. bag	100 Pcs.	6	K
36	Cabinet Catch	.....	Each	N .23 +	•25 Pcs.	300 Pcs.	14	N
37	Cabinet Catch	.....	Each	K .13 +	•25 Pcs.	300 Pcs.	10	K
CD37K	Cabinet Catch	.....	Pack	K .16	5 Pks.	100 Pks.	5	K
38	Cabinet Catch	.....	Each	K .26 +	•25 Pcs.	300 Pcs.	21	K
40ALD	Magnetic Catch	.....	Each	ALD .98	•25 Pcs.	300 Pcs.	40	ALD
41ALD	Magnetic Catch	.....	Each	ALD .36↓	•25 Pcs.	300 Pcs.	33	ALD
CD41ALD	Magnetic Catch	.....	Pack	ALD .45	10 Pks.	50 Pks.	7	ALD
DP41ALD	Magnetic Catch	.....	Each	ALD .35↓	1 in poly. bag	100 Pcs.	11	ALD
42	Magnetic Catch	.....	Each	Tan Plastic .36 (Bulk Pack available: price on application)	•25 Pcs.	300 Pcs.	21	Yes
CD42	Magnetic Catch	.....	Pack	Tan plastic .40	10 Pks.	50 Pks.	5	Yes
DP42	Magnetic Catch	.....	Each	Tan plastic .35	1 in poly. bag	100 Pcs.	7	Yes
44	Roller Latch	.....	Each	A5 12.00†	1 Pc.	20 Pcs.	12	A5
		.....	Each	CMD 14.56†	1 Pc.	20 Pcs.	12	CMD
44S	Roller Latch	.....	Each	A5 12.00†	1 Pc.	20 Pcs.	14	A5
		.....	Each	CMD 14.56†	1 Pc.	20 Pcs.	14	CMD
46ALD	Magnetic Catch	.....	Each	ALD .36	•25 Pcs.	300 Pcs.	21	ALD
CD46ALD	Magnetic Catch	.....	Pack	ALD .41	10 Pks.	50 Pks.	5	ALD
DP46ALD	Magnetic Catch	.....	Each	ALD .35	1 in poly. bag	100 Pcs.	7	ALD
52	Door Silencer	.....	Each	Rubber only .47†	25 Pcs.	300 Pcs.	3	Yes
52½*	Door Silencer	.....	Each	A5, LA, P 1.13†	25 Pcs.	300 Pcs.	15	.....
		.....	Each	CM, CMD 2.06†	25 Pcs.	300 Pcs.	15	.....
O55	Floor Hinge	.....	Each	F 5.52† ✠	1 Set	10 Sets	20	F
55	Jamb Plate	.....	Each	F 1.18† ✠	5 Pcs.	50 Pcs.	38	F
57	Jamb Plate	.....	Each	F 1.45† ✠	5 Pcs.	50 Pcs.	47	F

*This item to be discontinued. Available subject to prior sale.

FINISH SYMBOL COMPARISON TABLE

Stanley	ALD	A5	C	CM	CMD	F	K	LA	N	P
U. S. Govt.	US28	US10	US3	US26	US26D	US4	US2C	....	US14	USP

Prices are per unit as indicated in "Order and Price Unit" column unless otherwise specified.
All prices are for items furnished with screws (as specified in catalog) unless otherwise stated in price list.

†To price other finishes see page IV.

+For finishes or packing not listed, price on application.

● These items packed in individual "poly" bags.

✠These prices apply to items as listed. To price other finishes or packing see page IV.

CLASS NO.	PRODUCT	SIZE	ORDER AND PRICE UNIT	FINISHES AND PRICES†			CASE QUAN.★	CASE WEIGHT (LBS.)	QUIK-SHIP Items
				Finishes; A5, LA	Finishes; C, CM, CMD				
BB92	Extra Heavy Olive Knuckle	6″ x 4″	Pair	$55.54†	$61.48†		12 Pr.	36	.....
		6″ x 4½″	Pair	58.16†	63.70†		12 Pr.	38	CMD
		6″ x 5″	Pair	60.48†	66.29†		12 Pr.	41	.....
BB93	Extra Heavy Paumelle	5″ x 4½″	Pair	42.86†	44.56†		15 Pr.	46	A5, CMD
BB95	High Frequency Olive Knuckle	5″	Pair	33.66†	37.54†		24 Pr.	34	C
		6″	Pair	39.94†	44.09†		24 Pr.	55	C, CM
				Finishes; A5, LA	Finishes; CM, CMD	Metals; STS, STSD			
FBB98	Half Mortise Extra Heavy	4½″	Pair	$63.94†	$68.58†	....	15 Pr.	36	.....
		5″	Pair	76.19†	80.75†	....	12 Pr.	36	.....
		6″	Pair	96.54†	102.90†	....	12 Pr.	48	.....
FBB98STS & FBB98STSD	Half Mortise Extra Heavy	4½″	Pair	....	....	$85.72†	15 Pr.	41	.....
		5″	Pair	....	....	100.98†	12 Pr.	42	.....
		6″	Pair	....	....	128.61†	12 Pr.	59	.....
				Finishes; A5, LA, P	Finishes; C, CM, CMD				
100	Cabinet Hinge	3″	Pair	$13.98†	$16.35†		1 Pr. (box)	.53 Pr.	.....
				Finishes; A5, LA	Finishes; CM, CMD	Metals; STS, STSD			
FBB108	Half Mortise Regular Weight	4½″	Pair	$48.05†	$52.53†	....	15 Pr.	36	A5
		5″	Pair	57.75†	62.21†	....	12 Pr.	37	.....
FBB108STS & FBB108STSD	Half Mortise Regular Weight	4½″	Pair	....	....	$65.68†	15 Pr.	32	.....
		5″	Pair	....	....	77.78†	12 Pr.	33	.....
FBB109	Full Surface Extra Heavy	4½″	Pair	63.94†	68.58†	....	15 Pr.	56	.....
		5″	Pair	76.19†	80.75†	....	12 Pr.	57	.....
		6″	Pair	96.54†	102.90†	....	12 Pr.	80	.....
FBB109STS & FBB109STSD	Full Surface Extra Heavy	4½″	Pair	....	....	85.72†	15 Pr.	51	.....
		5″	Pair	....	....	100.98†	12 Pr.	51	.....
		6″	Pair	....	....	128.61†	12 Pr.	74	.....
FBB109½	Full Surface Extra Heavy	4½″	Pair	63.94†	68.58†	....	15 Pr.	49	.....
		5″	Pair	76.19†	80.75†	....	12 Pr.	50	.....
		6″	Pair	96.54†	102.90†	....	12 Pr.	57	.....
FBB109½STS & FBB109½STSD	Full Surface Extra Heavy	4½″	Pair	....	....	85.72†	15 Pr.	44	.....
		5″	Pair	....	....	100.98†	12 Pr.	44	.....
		6″	Pair	....	....	128.61†	12 Pr.	51	.....
FBB110	Full Surface Regular Weight	4½″	Pair	48.05†	52.53†	....	15 Pr.	41	.....
		5″	Pair	57.75†	62.21†	....	12 Pr.	41	.....
FBB110STS & FBB110STSD	Full Surface Regular Weight	4½″	Pair	....	....	65.68†	15 Pr.	35	.....
		5″	Pair	....	....	77.78†	12 Pr.	35	.....
FBB112	Half Surface Regular Weight	4″	Pair	42.20†	46.46†	....	24 Pr.	56	.....
		4½″	Pair	46.00†	50.43†	....	15 Pr.	44	.....
		5″	Pair	55.28†	59.74†	....	12 Pr.	48	.....
FBB112STS & FBB112STSD	Half Surface Regular Weight	4″	Pair	....	....	58.11†	24 Pr.	47	.....
		4½″	Pair	....	....	63.04†	15 Pr.	38	.....
		5″	Pair	....	....	74.66†	12 Pr.	39	.....
FBB113	Half Surface Extra Heavy	4½″	Pair	61.07†	65.66†	....	15 Pr.	59	.....
		5″	Pair	73.85†	78.43†	....	12 Pr.	58	.....
		6″	Pair	93.05†	99.40†	....	12 Pr.	90	.....
FBB113STS & FBB113STSD	Half Surface Extra Heavy	4½″	Pair	....	....	82.07†	15 Pr.	48	.....
		5″	Pair	....	....	98.05†	12 Pr.	48	.....
		6″	Pair	....	....	124.22†	12 Pr.	82	.....

★For box quantity, see catalog page.

FINISH SYMBOL COMPARISON TABLE

Stanley	A5	C	CM	CMD	LA	P	STS	STSD
U. S. Govt.	US10	US3	US26	US26D	....	USP	US32	US32D

Prices are per unit as indicated in "Order and Price Unit" column unless otherwise specified.

All prices are for items furnished with screws (as specified in catalog) unless otherwise stated in price list.

†TO PRICE OTHER FINISHES — SEE PAGE IV.

CLASS NO.	PRODUCT	SIZE	ORDER AND PRICE UNIT	FINISHES AND PRICES†			CASE QUAN.★	CASE WEIGHT (LBS.)	QUIK-SHIP Items
				Finish; P	Finishes; A5, LA	Finishes; CM, CMD			
FBB138	Half Mortise Extra Heavy	4½"	Pair	$52.50†	$54.86†	$57.71†	15 Pr.	36	.....
		5"	Pair	60.47†	62.99†	65.85†	12 Pr.	36	.....
		6"	Pair	72.47†	75.52†	79.83†	12 Pr.	48	.....
140	Av. Frequency Paumelle	4½" x 3½"	Pair	Metal Finish		$17.54†	24 Pr.	44	A5, CMD, P
		4½" x 3½"	Pair	Black or White Tenite		17.54†	24 Pr.	44	.....
		4½" x 3½"	Pair	Cocobolo, Walnut, Rosewood		21.63†	24 Pr.	44	.....
BB140	High Frequency Paumelle	4½" x 3½"	Pair	Metal Finish		23.31†	24 Pr.	44	CMD
		4½" x 3½"	Pair	Black or White Tenite		23.31†	24 Pr.	44	.....
		4½" x 3½"	Pair	Cocobolo, Walnut, Rosewood		27.51†	24 Pr.	44	.....
				Finishes; F, P	Finishes; A5, LA	Finishes; C, CM, CMD			
BB141	High Frequency Olive Knuckle	5"	Pair	$19.61†	$21.69†	$24.37†	24 Pr.	33	CMD
		6"	Pair	21.54†	23.82†	27.91†	24 Pr.	53	C, CMD, P
BB142	Extra Heavy Olive Knuckle	6" x 4"	Pair	31.59†	34.85†	38.58†	12 Pr.	34	.....
		6" x 4½"	Pair	31.93†	35.18†	38.94†	12 Pr.	35	.....
		6" x 5"	Pair	32.36†	35.67†	39.41†	12 Pr.	38	.....
BB143	Extra Heavy Paumelle	6" x 4½"	Pair	31.93†	35.18†	38.94†	12 Pr.	35	.....

CLASS NO.	PRODUCT	SIZE	ORDER AND PRICE UNIT	FINISHES AND PRICES		BOX QUAN.	CASE QUAN.	CASE WEIGHT (LBS.)	QUIK-SHIP Items
150	Pivots	.....	Set	F, K	$2.00	•10 Sets	50 Sets	15	F, K
CD150F	Pivots	.....	Pack	F	2.25	5 Pks.	50 Pks.	19	F
152	Screen Door Hinge	.....	Pair	K	4.17† ✠	• 5 Pr.	25 Pr.	27	K
				F	4.31† ✠	• 5 Pr.	25 Pr.	27	F

CLASS NO.	PRODUCT	SIZE	ORDER AND PRICE UNIT	FINISHES AND PRICES†			CASE QUAN.★	CASE WEIGHT (LBS.)	QUIK-SHIP Items
				Finish; P	Finishes; A5, LA	Finishes; CM, CMD			
BB153	Full Mortise Extra Heavy	4½" x 4"	Pair	$51.12†	$52.22†	$54.37†	15 Pr.	46	.....
		4½" x 4½"	Pair	51.12†	52.22†	54.37†	15 Pr.	49	.....
		5" x 4"	Pair	58.24†	59.34†	61.36†	12 Pr.	40	.....
		5" x 4½"	Pair	58.24†	59.34†	61.36†	12 Pr.	43	.....
		5" x 5"	Pair	58.24†	59.34†	61.36†	12 Pr.	46	.....

CLASS NO.	PRODUCT	SIZE	ORDER AND PRICE UNIT	FINISHES AND PRICES		BOX QUAN.	CASE QUAN.	CASE WEIGHT (LBS.)	QUIK-SHIP Items
154	Screen Door Hinge	.....	Pair	K	$4.17† ✠	•5 Pr.	25 Pr.	27	K
				F	4.31† ✠	•5 Pr.	25 Pr.	27	F
155**	Floor Hinge	.....	Set	A5, F	5.52† ✠	1 Set	10 Sets	27	A5, F
BB157**	Floor Hinge	.....	Set	P	11.34† ✠	1 Set	10 Sets	41	P
				A5, F	12.34† ✠	1 Set	10 Sets	41	A5, F
				C	15.12† ✠	1 Set	10 Sets	41	C
				CM, CMD	15.12† ✠	1 Set	10 Sets	41	CMD
158	Screen Door Hinge	.....	Pair	K	.63† ✠	5 Pr.	50 Pr.	27	K
				J	.68† ✠	5 Pr.	50 Pr.	27	J
				F	1.00† ✠	5 Pr.	50 Pr.	27	F
CD158	Screen Door Hinge	.....	Pack	K	.35†	5 Pks.	100 Pks.	32	K

**When split finishes are required for opposite sides of door, the price for the more expensive finish will apply.

★For box quantity, see catalog page.

FINISH SYMBOL COMPARISON TABLE

Stanley	A5	C	CM	CMD	F	J	K	LA	P
U. S. Govt.	US10	US3	US26	US26D	US4	US1B	US2C	....	USP

Prices are per unit as indicated in "Order and Price Unit" column unless otherwise specified.

All prices are for items furnished with screws (as specified in catalog) unless otherwise stated in price list.

†To price other finishes or packing see page IV.

● These items packed in individual "poly" bags.

✠These prices apply to items as listed. To price other finishes or packing see page IV.

CLASS NO.	PRODUCT	SIZE	ORDER AND PRICE UNIT	FINISHES AND PRICES†			CASE QUAN.★	CASE WEIGHT (LBS.)	QUIK-SHIP Items
				Finish; P	Finishes; A5, LA	Finishes; CM, CMD			
FBB163	Half Surface Extra Heavy	4½"	Pair	$50.21†	$52.53†	$55.36†	15 Pr.	48	P
		5"	Pair	58.18†	60.67†	63.52†	12 Pr.	48	P
		6"	Pair	69.60†	72.58†	76.94†	12 Pr.	82	.....
				Finishes; F, P		Finish; A5			
164	Half Surface Hinge	2"	Pair	$1.77†		$2.18†	50 Pr.	16	F
		2½"	Pair	2.14†		2.93†	50 Pr.	16	F, P
		3"	Pair	2.30†		3.09†	50 Pr.	35	A5, F, P
		3½"	Pair	2.40†		3.21†	25 Pr.	29	A5, C, F, P
		4"	Pair	3.45†		4.28†	25 Pr.	38	A5, F, P
		4½"	Pair	6.43†		7.37†	20 Pr.	42	F, P
V164F	Half Surface Hinge	3½"	Pack	F $1.20			100 Pks.	60	F
				Finish; P	Finishes; A5, LA	Finishes; CM, CMD			
FBB167	Half Mortise Regular Weight	4½"	Pair	$21.68†	$23.14†	$26.23†	15 Pr.	32	A5, CMD, P
		5"	Pair	30.51†	32.08†	35.17†	12 Pr.	33	A5, P
FBB167½	Half Mortise Regular Weight	4½"	Pair	28.43†	30.03†	33.08†	15 Pr.	32	P (NRP)*
		5"	Pair	38.08†	39.89†	42.98†	12 Pr.	33	.....
FBB168	Full Mortise Extra Heavy	4½" x 4"	Pair	24.38†	25.33†	26.78†	15 Pr.	41	CMD, P
		4½" x 4½"	Pair	24.38†	25.33†	26.78†	15 Pr.	44	A5, CM, CMD, LA, P, P (NRP)*
		5" x 4"	Pair	28.41†	29.36†	30.75†	12 Pr.	39	CMD, P
		5" x 4½"	Pair	28.41†	29.36†	30.75†	12 Pr.	42	A5, CMD, CMD (NRP)*, LA, P, P (NRP)*
		5" x 5"	Pair	28.41†	29.36†	30.75†	12 Pr.	45	A5, CM, CMD, LA, P
		6" x 4½"	Pair	47.53†	49.13†	52.46†	12 Pr.	54	.....
		6" x 5"	Pair	47.53†	49.13†	52.46†	12 Pr.	56	.....
		6" x 6"	Pair	47.53†	49.13†	52.46†	12 Pr.	62	.....
		8" x 6"	Pair	94.51†	96.08†	98.49†	6 Pr.	49	.....
		8" x 8"	Pair	94.51†	96.08†	98.49†	6 Pr.	59	.....
FBB168 (wide throw)	Full Mortise	4½" x 5"	Pair	62.40†	63.94†	65.94†	To order	....	.....
		4½" x 6"	Pair	64.53†	66.07†	67.97†	To order	....	.....
		4½" x 7"	Pair	66.30†	67.81†	69.66†	To order	....	.....
		4½" x 8"	Pair	69.01†	70.47†	72.25†	To order	....	.....
		5" x 7"	Pair	70.28†	71.79†	73.56†	To order	....	.....
		5" x 8"	Pair	77.02†	78.49†	80.12†	To order	....	.....
FBB169	Full Surface Extra Heavy	4½"	Pair	52.50†	54.86†	57.71†	15 Pr.	44	P
		5"	Pair	60.47†	62.99†	65.85†	12 Pr.	44	P
		6"	Pair	72.47†	75.52†	79.83†	12 Pr.	74	.....
FBB169½	Full Surface Extra Heavy	4½"	Pair	52.50†	54.86†	57.71†	15 Pr.	44	.....
		5"	Pair	60.47†	62.99†	65.85†	12 Pr.	44	.....
		6"	Pair	72.47†	75.52†	79.83†	12 Pr.	51	.....
FBB170	Full Surface Regular Weight	4½"	Pair	28.43†	30.03†	33.08†	15 Pr.	35	.....
		5"	Pair	38.08†	39.89†	42.98†	12 Pr.	35	.....
FBB171	Full Surface Regular Weight	4½"	Pair	21.68†	23.14†	26.23†	15 Pr.	35	P
		5"	Pair	30.51†	32.08†	35.17†	12 Pr.	35	P
FBB172	Half Surface Regular Weight	4"	Pair	24.31†	25.75†	28.18†	24 Pr.	47	.....
		4½"	Pair	27.16†	28.74†	31.83†	15 Pr.	38	.....
		5"	Pair	36.51†	38.26†	41.38†	12 Pr.	39	.....

★For box quantity, see catalog page.

FINISH SYMBOL COMPARISON TABLE

Stanley	A5	C	CM	CMD	F	LA	P
U. S. Govt.	US10	US3	US26	US26D	US4	....	USP

*See page III for NRP addition.

Prices are per unit as indicated in "Order and Price Unit" column unless otherwise specified.
All prices are for items furnished with screws (as specified in catalog) unless otherwise stated in price list.

†TO PRICE OTHER FINISHES — SEE PAGE IV.

CLASS NO.	PRODUCT	SIZE	ORDER AND PRICE UNIT	FINISHES AND PRICES†			CASE QUAN.★	CASE WEIGHT (LBS.)	QUIK-SHIP Items
				Finish; P	Finishes; A5, LA	Finishes; CM, CMD			
F173	Half Surface	3″	Pair	$4.25†	$5.05†	$5.44†	50 Pr.	46	.....
		3½″	Pair	4.37†	5.18†	5.60†	25 Pr.	32	.....
		4″	Pair	7.21†	8.11†	8.56†	24 Pr.	46	.....
		4½″	Pair	8.54†	9.49†	9.93†	15 Pr.	37	P
		5″	Pair	15.54†	16.45†	16.87†	12 Pr.	40	.....
FBB173	Half Surface Regular Weight	4″	Pair	17.96†	19.26†	21.66†	24 Pr.	47	.....
		4½″	Pair	20.67†	22.11†	25.17†	15 Pr.	38	A5, F, LA, P, P (NRP)*
		5″	Pair	29.11†	30.72†	33.75†	12 Pr.	39	.....
					Finishes; A5, LA, P	Finishes; CM, CMD			
F174	Full Mortise	3″ x 3″	Pair		$11.30†	$12.74†	50 Pr.	41	.....
		3½″ x 3″	Pair		12.15†	13.57†	50 Pr.	58	.....
		3½″ x 3½″	Pair		12.15†	13.57†	50 Pr.	62	.....
		4″ x 3½″	Pair		16.11†	18.12†	24 Pr.	37	.....
		4″ x 4″	Pair		16.11†	18.12†	24 Pr.	40	.....
		4½″ x 4″	Pair		17.60†	20.16†	24 Pr.	47	.....
		4½″ x 4½″	Pair		17.60†	20.16†	24 Pr.	52	.....
		5″ x 4″	Pair		23.44†	25.95†	15 Pr.	36	.....
		5″ x 4½″	Pair		23.44†	25.95†	15 Pr.	38	.....
		5″ x 5″	Pair		23.44†	25.95†	15 Pr.	43	.....
FBB174	Full Mortise Regular Weight	3½″ x 3″	Pair		14.39†	15.78†	45 Pr.	52	.....
		3½″ x 3½″	Pair		14.39†	15.78†	45 Pr.	56	.....
		4″ x 3½″	Pair		18.40†	20.38†	24 Pr.	38	.....
		4″ x 4″	Pair		18.40†	20.38†	24 Pr.	40	.....
		4½″ x 4″	Pair		19.82†	22.34†	24 Pr.	49	CMD
		4½″ x 4½″	Pair		19.82†	22.34†	24 Pr.	54	A5, CM, CMD
		5″ x 4″	Pair		25.67†	28.14†	15 Pr.	36	.....
		5″ x 4½″	Pair		25.67†	28.14†	15 Pr.	41	CMD
		5″ x 5″	Pair		25.67†	28.14†	15 Pr.	42	.....
		6″ x 4½″	Pair		35.65†	39.21†	12 Pr.	34	.....
		6″ x 5″	Pair		35.65†	39.21†	12 Pr.	39	.....
		6″ x 6″	Pair		35.65†	39.21†	12 Pr.	58	.....
				Finish; P	Finishes; A5, LA	Finishes; CM, CMD			
FBB177	Half Mortise Regular Weight	4½″	Pair	$21.68†	$23.14†	$26.23†	15 Pr.	32	P, CMD
178	Transom Hinge	2″ x 2″	Pair	$2.76†	$3.75†	$5.68†	50 Pr.	15	.....
		2½″ x 2½	Pair	3.01†	4.06†	5.98†	50 Pr.	25	.....
		3″ x 3″	Pair	3.23†	4.28†	6.14†	50 Pr.	37	.....
		3½″ x 3½″	Pair	3.34†	4.32†	6.26†	50 Pr.	64	.....
		4″ x 4″	Pair	4.12†	5.17†	7.07†	25 Pr.	43	.....
		For "Fast Drive Pin" (prefix DFP) add $0.26† per pair to prices on No. 178							
F179	Full Mortise	2½″ x 2½″	Pair	$1.71†	$2.52†	$4.05†	50 Pr.	25	.....
		3″ x 2½″	Pair	1.74†	2.54†	4.07†	50 Pr.	33	.....
		3″ x 3″	Pair	1.74†	2.54†	4.07†	50 Pr.	37	CMD, P
		3½″ x 3″	Pair	1.76†	2.57†	4.09†	50 Pr.	58	.....
		3½″ x 3½″	Pair	1.76†	2.57†	4.09†	50 Pr.	66	A5, CM, CMD, LA, P
		4″ x 3½″	Pair	2.54†	3.16†	4.41†	24 Pr.	39	CMD, P
		4″ x 4″	Pair	2.54†	3.16†	4.41†	24 Pr.	42	A5, C, CM, CMD, F, LA, P
		4½″ x 4″	Pair	3.69†	4.26†	5.84†	24 Pr.	48	A5, CM, CMD, LA, P

(Continued on next page.)

★For box quantity, see catalog page.

FINISH SYMBOL COMPARISON TABLE

Stanley	A5	C	CM	CMD	F	LA	P
U. S. Govt.	US10	US3	US26	US26D	US4	....	USP

*See page III for NRP addition.

Prices are per unit as indicated in "Order and Price Unit" column unless otherwise specified.
All prices are for items furnished with screws (as specified in catalog) unless otherwise stated in price list.

†TO PRICE OTHER FINISHES — SEE PAGE IV.

CLASS NO.	PRODUCT	SIZE	ORDER AND PRICE UNIT	FINISHES AND PRICES† Finish; P	Finishes; A5, LA	Finishes; CM, CMD	CASE QUAN.★	CASE WEIGHT (LBS.)	QUIK-SHIP Items
F179 (Cont.)	Full Mortise	4½″ x 4½″	Pair	**$3.69†**	**$4.26†**	**$5.84†**	24 Pr.	53	**A5, C, CM, CMD, CMD (NRP)*, F, J1, LA, P, P (NRP)***
		5″ x 4″	Pair	**9.64†**	**10.57†**	**12.86†**	15 Pr.	36	**CMD, P**
		5″ x 4½″	Pair	**9.64†**	**10.57†**	**12.86†**	15 Pr.	40	**A5, CMD, LA, P**
		5″ x 5″	Pair	**9.64†**	**10.57†**	**12.86†**	15 Pr.	43	**A5, CMD, F, LA**
					Finish; RBP				
F179RBP	Full Mortise	4½″ x 4½″	Pair		**$9.00**		24 Pr.	53	**RBP**
F179 (wide throw)	Full Mortise	3″ x 4″	Pair	**6.92†**	**7.93†**	**9.77†**	50 Pr.	50	. . . . .
		3″ x 6″	Pair	**7.07†**	**8.05†**	**9.87†**	50 Pr.	65	. . . . .
		3½″ x 5″	Pair	**7.47†**	**8.46†**	**10.26†**	25 Pr.	43	. . . . .
		3½″ x 6″	Pair	**8.31†**	**9.29†**	**11.00†**	25 Pr.	48	. . . . .
		4″ x 5″	Pair	**12.11†**	**13.10†**	**14.80†**	25 Pr.	54	. . . . .
		4″ x 6″	Pair	**13.32†**	**14.32†**	**15.94†**	25 Pr.	62	. . . . .
		4″ x 7″	Pair	**14.77†**	**15.69†**	**17.30†**	20 Pr.	56	. . . . .
		4½″ x 5″	Pair	**19.96†**	**21.18†**	**24.25†**	20 Pr.	50	. . . . .
		4½″ x 6″	Pair	**21.80†**	**22.99†**	**25.97†**	20 Pr.	56	. . . . .
		4½″ x 7″	Pair	**23.38†**	**24.54†**	**27.40†**	15 Pr.	48	. . . . .
		4½″ x 8″	Pair	**25.79†**	**26.90†**	**29.64†**	15 Pr.	53	. . . . .
		5″ x 7″	Pair	**26.89†**	**28.08†**	**30.87†**	10 Pr.	41	. . . . .
		5″ x 8″	Pair	**32.70†**	**33.81†**	**36.45†**	10 Pr.	46	. . . . .
BB179	Full Mortise Regular Weight	3½″ x 3″	Pair	**7.57†**	**8.32†**	**9.66†**	45 Pr.	52	. . . . .
		3½″ x 3½″	Pair	**7.57†**	**8.32†**	**9.66†**	45 Pr.	58	**A5, CM, CMD, LA, P**
		4″ x 3½″	Pair	**8.35†**	**9.01†**	**10.50†**	24 Pr.	37	**CMD, P**
		4″ x 4″	Pair	**8.35†**	**9.01†**	**10.50†**	24 Pr.	42	**A5, C, CM, CMD, F, LA, P**
		4½″ x 4″	Pair	**8.89†**	**9.54†**	**11.40†**	24 Pr.	50	**A5, CM, CMD, LA, P, P (NRP)***
		4½″ x 4½″	Pair	**8.89†**	**9.54†**	**11.40†**	24 Pr.	53	**A5, A5 (NRP)*, C, CM, CMD, CMD (NRP)*, F, J1, LA, LA (NRP)*, N5, P, P (NRP)***
		5″ x 4″	Pair	**14.72†**	**15.53†**	**17.65†**	15 Pr.	38	**A5, CMD, LA, P**
		5″ x 4½″	Pair	**14.72†**	**15.53†**	**17.65†**	15 Pr.	41	**A5, CMD, CMD (NRP)*, LA, P, P (NRP)***
		5″ x 5″	Pair	**14.72†**	**15.53†**	**17.65†**	15 Pr.	44	**A5, CMD, F, LA, P, P (NRP)***
FBB179	Full Mortise Regular Weight	3½″ x 3″	Pair	**7.57†**	**8.32†**	**9.66†**	45 Pr.	52	. . . . .
		3½″ x 3½″	Pair	**7.57†**	**8.32†**	**9.66†**	45 Pr.	58	**A5, CM, CMD, LA, P**
		4″ x 3½″	Pair	**8.35†**	**9.01†**	**10.50†**	24 Pr.	37	**P**
		4″ x 4″	Pair	**8.35†**	**9.01†**	**10.50†**	24 Pr.	42	**A5, C, CMD, F, LA, P**

(Continued on next page.)

★For box quantity, see catalog page.

FINISH SYMBOL COMPARISON TABLE

Stanley	A5	C	CM	CMD	F	J1	LA	N5	P
U. S. Govt.	US10	US3	US26	US26D	US4	US1D	....	US15	USP

*See page III for NRP addition.

Prices are per unit as indicated in "Order and Price Unit" column unless otherwise specified.
All prices are for items furnished with screws (as specified in catalog) unless otherwise stated in price list.

†TO PRICE OTHER FINISHES — SEE PAGE IV.

CLASS NO.	PRODUCT	SIZE	ORDER AND PRICE UNIT	FINISHES AND PRICES† Finish; P	Finishes; A5, LA	Finishes; CM,CMD	CASE QUAN.★	CASE WEIGHT (LBS.)	QUIK-SHIP Items
FBB179 (Cont.)	Full Mortise	4½" x 4"	Pair	$8.89†	$9.54†	$11.40†	24 Pr.	50	A5, CM, CMD, LA, P
		4½" x 4½"	Pair	8.89†	9.54†	11.40†	24 Pr.	53	A5, A5 (NRP)*, C, CM, CMD, CMD (NRP)*, F, LA, LA (NRP)*, P, P (NRP)*
		5" x 4"	Pair	14.72†	15.53†	17.65†	15 Pr.	38	CMD, P
		5" x 4½"	Pair	14.72†	15.53†	17.65†	15 Pr.	41	A5, CMD, LA, P
		5" x 5"	Pair	14.72†	15.53†	17.65†	15 Pr.	44	A5, CMD, LA, P, P (NRP)*
		6" x 4½"	Pair	28.09†	29.20†	33.05†	12 Pr.	34	.....
		6" x 5"	Pair	28.09†	29.20†	33.05†	12 Pr.	38	.....
		6" x 6"	Pair	28.09†	29.20†	33.05†	12 Pr.	59	.....
SDI-F179	Full Mortise	3½" x 3½"	Pair	1.76†	2.57†	4.09†	50 Pr.	65	.....
FBB179 (wide throw)	Full Mortise	3½" x 5"	Pair	10.12†	11.13†	12.85†	To Order	..	.....
		3½" x 6"	Pair	10.93†	11.89†	13.60†	To Order	..	.....
		4" x 5"	Pair	14.78†	15.77†	17.44†	To Order	..	.....
		4" x 6"	Pair	15.93†	16.93†	18.51†	To Order	..	.....
		4" x 7"	Pair	17.31†	18.24†	19.80†	To Order	..	.....
		4½" x 5"	Pair	22.61†	23.82†	26.83†	To Order	..	.....
		4½" x 6"	Pair	24.43†	25.59†	28.52†	To Order	..	.....
		4½" x 7"	Pair	25.96†	27.09†	29.93†	To Order	..	.....
		4½" x 8"	Pair	28.29†	29.43†	32.14†	To Order	..	.....
		5" x 7"	Pair	29.50†	30.66†	33.40†	To Order	..	.....
		5" x 8"	Pair	35.19†	36.33†	38.92†	To Order	..	.....
				Finishes; A5, F, LA, P		Finishes; C, CM, CMD			
189	Cabinet Hinge	2" x 2"	Pair	$ 2.00†		$ 3.08†	100 Pr.	24	C, F
		2½" x 2"	Pair	2.28†		3.38†	100 Pr.	31	C
		2½" x 2½"	Pair	2.46†		3.54†	100 Pr.	35	C, F
		3" x 2½"	Pair	3.49†		4.59†	100 Pr.	52	.....
		3" x 3"	Pair	3.68†		4.78†	100 Pr.	60	.....
				Finish; A5		Finishes; CM, CMD			
F191	Full Mortise	2" x 2"	Pair	$ 7.47†		$10.10†	50 Pr.	18	.....
		2½" x 2½"	Pair	9.16†		11.50†	50 Pr.	28	.....
		3" x 2½"	Pair	10.78†		12.74†	50 Pr.	36	.....
		3" x 3"	Pair	10.78†		12.74†	50 Pr.	42	.....
		3½" x 3"	Pair	11.08†		13.05†	50 Pr.	62	.....
		3½" x 3½"	Pair	11.08†		13.05†	50 Pr.	70	A5, C, CMD, F
		4" x 3½"	Pair	12.16†		14.76†	24 Pr.	42	.....
		4" x 4"	Pair	12.16†		14.76†	24 Pr.	44	A5, C, CMD, F
		4½" x 4"	Pair	12.76†		15.87†	24 Pr.	52	CMD
		4½" x 4½"	Pair	12.76†		15.87†	24 Pr.	55	A5, C, CMD, CMD (NRP)*
		5" x 4"	Pair	16.96†		20.06†	15 Pr.	41	.....
		5" x 4½"	Pair	16.96†		20.06†	15 Pr.	44	.....
		5" x 5"	Pair	16.96†		20.06†	15 Pr.	49	.....

★For box quantity, see catalog page.

*See page III for NRP addition.

FINISH SYMBOL COMPARISON TABLE

Stanley	A5	C	CM	CMD	F	LA	P
U. S. Govt.	US10	US3	US26	US26D	US4	....	USP

Prices are per unit as indicated in "Order and Price Unit" column unless otherwise specified.

All prices are for items furnished with screws (as specified in catalog) unless otherwise stated in price list.

†TO PRICE OTHER FINISHES — SEE PAGE IV.

CLASS NO.	PRODUCT	SIZE	ORDER AND PRICE UNIT	FINISHES AND PRICES†		CASE QUAN.★	CASE WEIGHT (LBS.)	QUIK-SHIP Items
				Metals; STS, STSD				
F191STS & F191STSD	Full Mortise	3″ x 3″	Pair	$13.98†		50 Pr.	41	. . . . .
		3½″ x 3½″	Pair	14.33†		50 Pr.	62	. . . . .
		4″ x 4″	Pair	16.06†		24 Pr.	40	. . . . .
		4½″ x 4″	Pair	17.73†		24 Pr.	47	. . . . .
		4½″ x 4½″	Pair	17.73†		24 Pr.	52	. . . . .
		5″ x 4″	Pair	22.54†		15 Pr.	36	. . . . .
		5″ x 4½″	Pair	22.54†		15 Pr.	38	. . . . .
				Finish; A5	Finishes; CM, CMD			
FBB191	Full Mortise Regular Weight	3½″ x 3″	Pair	$14.95†	$16.97†	45 Pr.	56	. . . . .
		3½″ x 3½″	Pair	14.95†	16.97†	45 Pr.	63	CMD
		4″ x 3½″	Pair	16.15†	18.77†	24 Pr.	41	. . . . .
		4″ x 4″	Pair	16.15†	18.77†	24 Pr.	45	A5, CMD
		4½″ x 4″	Pair	17.32†	20.52†	24 Pr.	55	A5, CMD, CMD (NRP)*
		4½″ x 4½″	Pair	17.32†	20.52†	24 Pr.	59	A5, A5 (NRP)*, C, CMD, CMD (NRP)*
		5″ x 4″	Pair	22.07†	25.13†	15 Pr.	39	. . . . .
		5″ x 4½″	Pair	22.07†	25.13†	15 Pr.	45	A5, CMD
		5″ x 5″	Pair	22.07†	25.13†	15 Pr.	48	CMD
		6″ x 4½″	Pair	36.44†	41.91†	12 Pr.	41	. . . . .
		6″ x 5″	Pair	36.44†	41.91†	12 Pr.	45	. . . . .
		6″ x 6″	Pair	36.44†	41.91†	12 Pr.	65	. . . . .
FBB193	Full Mortise Regular Weight	3½″ x 3″	Pair	18.32†	20.28†	45 Pr.	56	. . . . .
		3½″ x 3½″	Pair	18.32†	20.28†	45 Pr.	59	. . . . .
		4″ x 3½″	Pair	19.48†	22.00†	24 Pr.	41	. . . . .
		4″ x 4″	Pair	19.48†	22.00†	24 Pr.	45	A5, CMD
		4½″ x 4″	Pair	20.59†	23.70†	24 Pr.	52	CMD
		4½″ x 4½″	Pair	20.59†	23.70†	24 Pr.	58	A5, C, CMD, CMD (NRP)*
		5″ x 4″	Pair	25.82†	28.83†	15 Pr.	40	CMD
		5″ x 4½″	Pair	25.82†	28.83†	15 Pr.	43	CMD, CMD (NRP)*
		5″ x 5″	Pair	25.82†	28.83†	15 Pr.	47	A5, CMD
		6″ x 4½″	Pair	45.45†	50.75†	12 Pr.	41	. . . . .
		6″ x 5″	Pair	45.45†	50.75†	12 Pr.	45	. . . . .
		6″ x 6″	Pair	45.45†	50.75†	12 Pr.	65	. . . . .
				Metal; ALD				
FBB193ALD	Full Mortise Regular Weight	3½″ x 3″	Pair	$18.32†		45 Pr.	22	. . . . .
		3½″ x 3½″	Pair	18.32†		45 Pr.	25	. . . . .
		4″ x 3½″	Pair	19.48†		24 Pr.	16	. . . . .
		4″ x 4″	Pair	19.48†		24 Pr.	19	. . . . .
		4½″ x 4″	Pair	20.59†		24 Pr.	22	. . . . .
		4½″ x 4½″	Pair	20.59†		24 Pr.	24	ALD, ALD (NRP)*
		5″ x 4″	Pair	25.82†		15 Pr.	16	. . . . .
		5″ x 4½″	Pair	25.82†		15 Pr.	17	. . . . .
		5″ x 5″	Pair	25.82†		15 Pr.	19	. . . . .

★For box quantity, see catalog page.

*See page III for NRP addition.

FINISH SYMBOL COMPARISON TABLE

Stanley	ALD	A5	C	CM	CMD	STS	STSD
U. S. Govt.	US28	US10	US3	US26	US26D	US32	US32D

Prices are per unit as indicated in "Order and Price Unit" column unless otherwise specified.

All prices are for items furnished with screws (as specified in catalog) unless otherwise stated in price list.

†TO PRICE OTHER FINISHES — SEE PAGE IV.

CLASS NO.	PRODUCT	SIZE	ORDER AND PRICE UNIT	FINISHES AND PRICES†		CASE QUAN.★	CASE WEIGHT (LBS.)	QUIK-SHIP Items
				Metals; STS, STSD				
FBB193STS & FBB193STSD	Full Mortise Regular Weight	3½" x 3"	Pair	$25.32†		45 Pr.	52	.....
		3½" x 3½"	Pair	25.32†		45 Pr.	56	.....
		4" x 3½"	Pair	27.50†		24 Pr.	38	.....
		4" x 4"	Pair	27.50†		24 Pr.	42	.....
		4½" x 4"	Pair	29.60†		24 Pr.	49	STSD
		4½" x 4½"	Pair	29.60†		24 Pr.	54	STSD, STSD (NRP)*
		5" x 4"	Pair	36.04†		15 Pr.	36	.....
		5" x 4½"	Pair	36.04†		15 Pr.	41	.....
		5" x 5"	Pair	36.04†		15 Pr.	42	.....
				Finish; A5	Finishes; CM, CMD			
F194	Full Mortise	3" x 3"	Pair	$16.77†	$19.26†	50 Pr.	46	.....
		3½" x 3"	Pair	16.99†	19.45†	50 Pr.	62	.....
		3½" x 3½"	Pair	16.99†	19.45†	50 Pr.	66	.....
		4" x 3½"	Pair	21.20†	24.52†	24 Pr.	42	.....
		4" x 4"	Pair	21.20†	24.52†	24 Pr.	45	.....
		4½" x 4"	Pair	22.18†	25.96†	24 Pr.	51	.....
		4½" x 4½"	Pair	22.18†	25.96†	24 Pr.	56	.....
		5" x 4"	Pair	29.20†	32.91†	15 Pr.	41	.....
		5" x 4½"	Pair	29.20†	32.91†	15 Pr.	44	.....
		5" x 5"	Pair	29.20†	32.91†	15 Pr.	48	.....
		6" x 4½"	Pair	38.14†	43.39†	12 Pr.	41	.....
		6" x 5"	Pair	38.14†	43.39†	12 Pr.	45	.....
		6" x 6"	Pair	38.14†	43.39†	12 Pr.	65	.....
				Finishes; A5, F, LA, P	Finishes; C, CM, CMD			
195	Cabinet Hinge	1½"	Pair	$ 1.68†	$ 2.79†	200 Pr.	27	C, F, P
		2"	Pair	1.85†	2.98†	100 Pr.	21	C, CMD, F, P
		2½"	Pair	2.28†	3.38†	100 Pr.	27	C, F, P
		3"	Pair	3.32†	4.41†	100 Pr.	43	P
				Finish; A5	Finishes; C, CM, CMD			
196½	Transom Hinge	2½" x 2½"	Pair	$ 8.84†	$12.23†	50 Pr.	26	.....
		3" x 3"	Pair	12.49†	15.64†	50 Pr.	39	.....
		3½" x 3½"	Pair	15.52†	18.69†	50 Pr.	72	.....
		4" x 4"	Pair	18.78†	21.86†	25 Pr.	48	.....
		For "Drive Fast Pin" (prefix DFP) add $0.26† per pair to prices on No. 196½						
				Metal; ALD				
196½ALD	Transom Hinge	3" x 3"	Pair	$12.49†		50 Pr.	18	.....
		3½" x 3½"	Pair	15.52†		50 Pr.	30	.....
		For "Drive Fast Pin" (prefix DFP) add $0.26† per pair to prices on No. 196½ ALD						
				Metals; STS, STSD				
196½STS & 196½STSD	Transom Hinge	3" x 3"	Pair	$18.88†		50 Pr.	37	.....
		3½" x 3½"	Pair	23.57†		50 Pr.	64	.....
		For "Drive Fast Pin" (prefix DFP) add $0.26† per pair to prices on No. 196½ STS or STSD						

★For box quantity, see catalog page.

*See page III for NRP addition.

FINISH SYMBOL COMPARISON TABLE

Stanley	ALD	A5	C	CM	CMD	F	LA	P	STS	STSD
U. S. Govt.	US28	US10	US3	US26	US26D	US4	....	USP	US32	US32D

Prices are per unit as indicated in "Order and Price Unit" column unless otherwise specified.

All prices are for items furnished with screws (as specified in catalog) unless otherwise stated in price list.

†TO PRICE OTHER FINISHES — SEE PAGE IV.

CLASS NO.	PRODUCT	SIZE	ORDER AND PRICE UNIT	FINISHES AND PRICES†			CASE QUAN.★	CASE WEIGHT (LBS.)	QUIK-SHIP Items
				Finish; A5	Finishes; CM, CMD				
FBB199	Full Mortise Extra Heavy	4½" x 4"	Pair	$33.71†	$36.63†		15 Pr.	44	.....
		4½" x 4½"	Pair	33.71†	36.63†		15 Pr.	49	A5, CMD, CMD (NRP)*
		5" x 4"	Pair	38.75†	41.60†		12 Pr.	42	.....
		5" x 4½"	Pair	38.75†	41.60†		12 Pr.	46	A5, CMD, CMD (NRP)*
		5" x 5"	Pair	38.75†	41.60†		12 Pr.	50	A5, CMD
		6" x 4½"	Pair	56.90†	62.45†		12 Pr.	61	.....
		6" x 5"	Pair	56.90†	62.45†		12 Pr.	63	.....
		6" x 6"	Pair	56.90†	62.45†		12 Pr.	74	.....
		8" x 6"	Pair	110.94†	115.71†		6 Pr.	55	.....
		8" x 8"	Pair	110.94†	115.71†		6 Pr.	66	.....
				Metal; ALD					
FBB199ALD	Full Mortise Extra Heavy	4½" x 4"	Pair	$33.71†			15 Pr.	20	.....
		4½" x 4½"	Pair	33.71†			15 Pr.	20	.....
		5" x 4½"	Pair	38.75†			12 Pr.	19	.....
		5" x 5"	Pair	38.75†			12 Pr.	21	.....
				Metals; STS, STSD					
FBB199STS & FBB199STSD	Full Mortise Extra Heavy	4½" x 4"	Pair	$45.76†			15 Pr.	41	.....
		4½" x 4½"	Pair	45.76†			15 Pr.	44	STSD
		5" x 4"	Pair	52.00†			12 Pr.	39	.....
		5" x 4½"	Pair	52.00†			12 Pr.	42	STSD
		5" x 5"	Pair	52.00†			12 Pr.	45	.....
		6" x 6"	Pair	78.05†			12 Pr.	62	.....
				Finishes; F, P	Finishes; A5, LA	Finishes; C, CM, CMD			
201	Olive Knuckle Cabinet Hinge	3"	Pair	$11.13†	$13.21†	$14.77†	1 Pr. (in box)	.53 (Pr.)	.....

CLASS NO.	PRODUCT	SIZE	ORDER AND PRICE UNIT	FINISHES AND PRICES		BOX QUAN.	CASE QUAN.	CASE WEIGHT (LBS.)	QUIK-SHIP Items
205	Hat Holder	.....	Each	BL	$0.70† ✠	●10 Pcs.	100 Pcs.	9	BL
				A5	.86† ✠	●10 Pcs.	100 Pcs.	9	A5
				(Bulk Pack available: price on application)					
CD205	Hat Holder	.....	Pack	K	.74†	5 Pks.	100 Pks.	12	K
SCD206	Magnetic Bar	12"	Pack	.....	2.89	5 Pks.	20 Pks.	17	Yes
210	Screen Door Holder	.....	Each	K	.43† ✠	●10 Pcs.	100 Pcs.	15	K
				J	.45† ✠	●10 Pcs.	100 Pcs.	15	J
CD210	Screen Door Holder	.....	Pack	K	.49	5 Pks.	100 Pks.	21	K

CLASS NO.	PRODUCT	SIZE	ORDER AND PRICE UNIT	FINISHES AND PRICES†			CASE QUAN.★	CASE WEIGHT (LBS.)	QUIK-SHIP Items
				Finish; P	Finishes; A5, LA	Finishes; CM, CMD			
FBB211	Pivot-Reinforced Hinge	5" x 4½"	Set	$67.33†	$68.88†	$70.82†	1 Set	6	.....
FBB212		5" x 4½"	Set	67.33†	68.88†	70.82†	1 Set	7	.....
FBB213		5" x 4½"	Set	67.33†	68.88†	70.82†	1 Set	7	.....
FBB221	Pivot-Reinforced Hinge	5" x 4½"	Set	81.96†	81.96†	87.39†	1 Set	6	.....
FBB222		5" x 4½"	Set	81.96†	81.96†	87.39†	1 Set	7	CMD
FBB223		5" x 4½"	Set	81.96†	81.96†	87.39†	1 Set	7	CMD

★For box quantity, see catalog page.

*See page III for NRP addition.

FINISH SYMBOL COMPARISON TABLE

Stanley	ALD	A5	BL	C	CM	CMD	F	J	K	LA	P	STS	STSD
U. S. Govt.	US28	US10	....	US3	US26	US26D	US4	US1B	US2C	....	USP	US32	US32D

Prices are per unit as indicated in "Order and Price Unit" column unless otherwise specified.

All prices are for items furnished with screws (as specified in catalog) unless otherwise stated in price list.

†To price other finishes or packing see page IV.

● These items packed in individual "poly" bags.

✠These prices apply to items as listed. To price other finishes or packing see page IV.

CLASS NO.	PRODUCT	SIZE	ORDER AND PRICE UNIT	FINISHES AND PRICES†				CASE QUAN.★	CASE WEIGHT (LBS.)	QUIK-SHIP Items
				Metal; STSD						
FBB222STSD	Pivot-Reinforced	5″ x 4½″	Set	$109.20†				1 Set	7	. . . . .
FBB223STSD	Hinge	5″ x 4½″	Set	109.20†				1 Set	7	. . . . .
				Plain Steel (PS) Without Screws	Finishes; F, J1, P	Finishes; A5, LA	Finishes; C, CM, CMD, N			
241	Full Mortise	2″ x 2″	Pair	$0.79†	$1.42†	$2.23†	$3.80†	50 Pr.	16	F, J, P
		2½″ x 2½″	Pair	.91†	1.44†	2.26†	3.82†	50 Pr.	25	A5, C, CMD, F, J1, LA, P
		3″ x 2½″	Pair	.92†	1.48†	2.29†	3.84†	50 Pr.	33	F
		3″ x 3″	Pair	.92†	1.48†	2.29†	3.84†	50 Pr.	36	A5, C, CM, CMD, F, J1, LA, N, P
		3½″ x 3″	Pair	1.02†	1.53†	2.31†	3.86†	50 Pr.	58	CMD, P
		3½″ x 3½″	Pair	1.02†	1.53†	2.31†	3.86†	50 Pr.	63	A5, C, CM, CMD, F, J1, K, KD, LA, N, N5, P
		4″ x 3½″	Pair	. . . .	2.29†	2.94†	4.21†	25 Pr.	39	CMD, F, P
		4″ x 4″	Pair	1.51†	2.29†	2.94†	4.21†	25 Pr.	42	A5, C, CM, CMD, F, J, J1, K, LA, P, P (NRP)*
					Finish; RBP					
241RBP	Full Mortise	3″ x 3″	Pair		$4.40†			50 Pr.	37	RBP
		3½″ x 3½″	Pair		4.42†			50 Pr.	65	RBP
		4″ x 4″	Pair		5.69†			25 Pr.	43	RBP
					Finishes; F, P	Finishes; A5, LA	Finishes; C, CM, CMD, N			
RD241	Round Corner Hinge	2½″ x 2½″	Pair		$1.44†	$2.26†	$3.82†	50 Pr.	24	. . . . .
		3″ x 3″	Pair		1.48†	2.29†	3.84†	50 Pr.	36	F
		3½″ x 3″	Pair		1.53†	2.31†	3.86†	50 Pr.	58	. . . . .
		3½″ x 3½″	Pair		1.53†	2.31†	3.86†	50 Pr.	63	A5, C, CM, CMD, F, LA, N, P
		4″ x 3½″	Pair		2.29†	2.94†	4.21†	25 Pr.	39	. . . . .
		4″ x 4″	Pair		2.29†	2.94†	4.21†	25 Pr.	42	A5, C, CMD, F, LA, P
					Finishes; F, P	Finish; A5	Finishes; C, CM, CMD			
260	Parliament Hinge	3″	Pair		$2.52†	$3.35†	$4.95†	100 Pr.	40	A5, F
		4″	Pair		3.50†	4.29†	6.86†	50 Pr.	30	F
		5″	Pair		4.20†	4.98†	8.24†	50 Pr.	40	F
		6″	Pair		5.80†	6.59†	11.38†	30 Pr.	32	. . . . .
		8″	Pair		8.20†	9.12†	16.09†	20 Pr.	48	. . . . .
					Finish; P	Finishes; A5, LA	Finishes; CM, CMD			
FBB264	Half Mortise Swing-Clear	5″	Pair		$56.31†	$57.64†	$59.28†	12 Pr.	47	CMD, P
FBB266	Full Surface Swing-Clear	5″	Pair		56.31†	57.64†	59.28†	12 Pr.	59	CMD
FBB268	Full Mortise Swing-Clear	5″	Pair		56.31†	57.64†	59.28†	12 Pr.	47	. . . . .
FBB269	Half Surface Swing-Clear	5″	Pair		56.31†	57.64†	59.28†	12 Pr.	59	. . . . .

★For box quantity, see catalog page.

*See page III for NRP addition.

FINISH SYMBOL COMPARISON TABLE

Stanley	A5	C	CM	CMD	F	J	J1	K	KD	LA	N	N5	P	PS	RBP	STSD
U. S. Govt.	US10	US3	US26	US26D	US4	US1B	US1D	US2C	....	....	US14	US15	USP	....	....	US32D

Prices are per unit as indicated in "Order and Price Unit" column unless otherwise specified.

All prices are for items furnished with screws (as specified in catalog) unless otherwise stated in price list.

†TO PRICE OTHER FINISHES — SEE PAGE IV.

CLASS NO.	PRODUCT	SIZE	ORDER AND PRICE UNIT	FINISHES AND PRICES†			BOX QUAN.	CASE QUAN.	CASE WEIGHT (LBS.)	QUIK-SHIP Items
				Finishes; F, P	Finishes; A5, LA	Finishes; C, CM, CMD				
284	Cabinet Hinge	1″	Pair	$0.59†	$0.82†	$1.94†	10 Pr.	300 Pr.	15	F
		1½″	Pair	.63†	.88†	2.00†	10 Pr.	300 Pr.	30	F
		2″	Pair	.67†	.95†	2.03†	10 Pr.	300 Pr.	51	F
		2½″	Pair	.80†	1.06†	2.14†	10 Pr.	300 Pr.	69	F
		3″	Pair	1.08†	1.25†	2.36†	10 Pr.	100 Pr.	38	F
286	Cabinet Hinge	1″	Pair	.67†	.88†	2.00†	10 Pr.	300 Pr.	15	F
		1½″	Pair	.70†	.91†	2.00†	10 Pr.	300 Pr.	30	F
		2″	Pair	.72†	.97†	2.07†	10 Pr.	300 Pr.	51	F
		2½″	Pair	.86†	1.06†	2.16†	10 Pr.	300 Pr.	69	F
		3″	Pair	1.13†	1.30†	2.40†	10 Pr.	100 Pr.	38	F
				Finishes; F, P	Finishes; A5, LA	Finishes; C, CM, CMD, N				
289	Cabinet Hinge	2″ x 2″	Pair	$0.82†	$0.82†	$1.85†	• 5 Pr.	100 Pr.	22	A5, C, CM, CMD, F, N, P
		2½″ x 2″	Pair	.95†	.95†	2.00†	• 5 Pr.	100 Pr.	27	A5, C, CM, CMD, F, LA, N, P
		2½″ x 2½″	Pair	1.05†	1.05†	2.05†	• 5 Pr.	100 Pr.	32	A5, C, CM, CMD, F, KD, LA, N5, P
		3″ x 2½″	Pair	1.18†	1.18†	2.21†	• 5 Pr.	100 Pr.	47	A5, CMD, F, P
		3″ x 3″	Pair	1.30†	1.30†	2.33†	• 5 Pr.	100 Pr.	54	A5, C, CMD, F, P
				Finish; P	Finishes; A5, LA	Finishes; CM, CMD				
291	Transom Hinge	2″ x 2″	Pair	$2.76†	$3.75†	$5.68†	5 Pr.	50 Pr.	15	F
		2½″ x 2½″	Pair	3.01†	4.06†	5.98†	5 Pr.	50 Pr.	25	F, P
		3″ x 3″	Pair	3.23†	4.28†	6.14†	1 Pr.	50 Pr.	36	A5, F, P
		3½″ x 3½″	Pair	3.34†	4.32†	6.26†	1 Pr.	50 Pr.	62	A5, P
		4″ x 4″	Pair	4.12†	5.17†	7.07†	1 Pr.	25 Pr.	42	F, P
		For "Drive Fast Pin" (prefix DFP) add $0.26† per pair to prices on No. 291								
				Finishes; F, P	Finishes; A5, LA	Finishes; C, CM, CMD, N				
295	Cabinet Hinge	1½″	Pair	$0.79†	$0.79†	$1.81†	• 5 Pr.	200 Pr.	21	A5, C, CM, CMD, F, J1, N
		2″	Pair	.88†	.88†	1.87†	• 5 Pr.	100 Pr.	19	A5, C, CM, CMD, F, N
		2½″	Pair	.95†	.95†	1.96†	• 5 Pr.	100 Pr.	25	A5, C, CM, CMD, F, J1, LA, N
		3″	Pair	1.12†	1.12†	2.18†	• 5 Pr.	100 Pr.	39	A5, C, CM, CMD, F, N
CD295	Cabinet Hinge	2″	Pack	F $0.90			5 Pks.	100 Pks.	22	F
		2½″	Pack	F .96			5 Pks.	100 Pks.	28	F
		3″	Pack	F 1.15			5 Pks.	100 Pks.	43	F

CLASS NO.	PRODUCT	FINISHES	ORDER AND PRICE UNIT	SIZES AND PRICES				CASE QUAN.	CASE WEIGHTS (LBS.)			QUIK-SHIP Items
				WIDTH	LENGTH 30″	LENGTH 48″	LENGTH 72″		30″	48″	72″	
SC311	Continuous Hinge	C, N	Each	1 1/16″	$1.97†	$2.82	$3.58	•5 Pcs.	3	6	9	C, N
		C, N	Each	1½″	2.17†	3.06	3.95	•5 Pcs.	5	7	11	C, N
SC311¼	Continuous Hinge	C	Each	1 1/16″	3.32†	4.77	....	•5 Pcs.	4	6	..	C
		CM	Each	1 1/16″	4.69†	6.57	....	•5 Pcs.	4	6	..	CM—30″
		C	Each	1½″	3.91†	5.51	....	•5 Pcs.	5	8	..	C
		CM	Each	1½″	5.23†	7.22	....	•5 Pcs.	5	8	..	CM—30″
SCAL311¼	Continuous Hinge	Plain	Each	1 1/16″	1.43	2.12	....	•5 Pcs.	2	3	..	.....

FINISH SYMBOL COMPARISON TABLE

Stanley	A5	C	CM	CMD	F	J1	KD	LA	N	N5	P
U. S. Govt.	US10	US3	US26	US26D	US4	US1D	....	....	US14	US15	USP

Prices are per unit as indicated in "Order and Price Unit" column unless otherwise specified.

All prices are for items furnished with screws (as specified in catalog) unless otherwise stated in price list.

● These items packed in individual "poly" bags.

†TO PRICE OTHER FINISHES — SEE PAGE IV.

SIZES AND PRICES PER PIECE (without screws)

CLASS NUMBER	FINISHES	WIDTH	LENGTHS													
			24″		30″		36″		48″		60″		72″		84″	
			Under 10 Pcs.	10 Pcs. and Over	Under 10 Pcs.	10 Pcs. and Over	Under 10 Pcs.	10 Pcs. and Over	Under 10 Pcs.	10 Pcs. and Over	Under 10 Pcs.	10 Pcs. and Over	Under 10 Pcs.	10 Pcs. and Over	Under 10 Pcs.	10 Pcs. and Over
311	PS	1⅛″	$0.72†	$0.66†	$0.92†	$0.83†	$1.00†	$0.91†	$ 1.32†	$ 1.19†	$ 1.50†	$ 1.37†	$ 1.80†	$ 1.64†	$ 2.64†	$ 2.40†
	A5, C, K, N†	1⅛″	1.59†	1.44†	1.99†	1.80†	2.14†	1.95†	2.84†	2.59†	3.24†	2.95†	3.88†	3.53†	5.67†	5.15†
	CM†, CMD†	1⅛″	2.53†	2.31†	3.18†	2.89†	3.47†	3.15†	4.62†	4.20†	5.25†	4.78†	6.31†	5.74†	9.20†	8.36†
	PS	1¼″	.78†	.71†	.99†	.90†	1.06†	.97†	1.42†	1.29†	1.62†	1.47†	1.94†	1.76†	2.83†	2.58†
	A5, C, K, N†	1¼″	1.66†	1.50†	2.07†	1.88†	2.26†	2.05†	3.01†	2.73†	3.41†	3.10†	4.09†	3.72†	5.96†	5.42†
	CM†, CMD†	1¼″	2.67†	2.42†	3.33†	3.03†	3.63†	3.30†	4.83†	4.39†	5.50†	5.00†	6.58†	5.98†	9.61†	8.73†
	PS	1½″	.88†	.79†	1.09†	.99†	1.17†	1.07†	1.58†	1.43†	1.79†	1.63†	2.15†	1.96†	3.13†	2.84†
	A5, C, K, N†	1½″	1.73†	1.58†	2.17†	1.98†	2.37†	2.15†	3.15†	2.86†	3.58†	3.25†	4.30†	3.90†	6.27†	5.71†
	CM†, CMD†	1½″	2.85†	2.60†	3.57†	3.24†	3.89†	3.54†	5.19†	4.72†	5.89†	5.36†	7.07†	6.43†	10.32†	9.38†
	PS	2″	1.21†	1.09†	1.50†	1.37†	1.65†	1.49†	2.18†	1.99†	2.48†	2.26†	2.98†	2.71†	4.35†	3.96†
	A5, C, K, N†	2″	2.05†	1.86†	2.55†	2.32†	2.79†	2.53†	3.71†	3.37†	4.21†	3.83†	5.07†	4.60†	7.39†	6.72†
	CM†, CMD†	2″	3.55†	3.23†	4.45†	4.05†	4.85†	4.41†	6.47†	5.88†	7.34†	6.67†	8.81†	8.00†	12.83†	11.67†
NH311	PS	1⅛″	.67†	.61†	.83†	.76†	.92†	.83†	1.23†	1.11†	1.38†	1.26†	1.67†	1.51†	2.47†	2.25†
	PS	1¼″	.72†	.66†	.92†	.83†	1.00†	.91†	1.32†	1.19†	1.50†	1.37†	1.80†	1.64†	2.68†	2.43†
	PS	1½″	.80†	.73†	1.02†	.93†	1.11†	1.01†	1.48†	1.35†	1.68†	1.52†	2.01†	1.82†	2.97†	2.70†
	PS	2″	1.15†	1.05†	1.45†	1.32†	1.57†	1.42†	2.08†	1.90†	2.37†	2.15†	2.84†	2.59†	4.18†	3.80†
311¼	Plain Brass	1⅛″	2.07†	1.88†	2.59†	2.35†	2.82†	2.56†	3.77†	3.43†	4.27†	3.88†	5.13†	4.67†	7.49†	6.81†
	C	1⅛″	2.67†	2.42†	3.33†	3.03†	3.63†	3.30†	4.83†	4.39†	5.50†	5.00†	6.58†	5.98†	9.61†	8.73†
	A5, N†	1⅛″	3.03†	2.75†	3.80†	3.45†	4.11†	3.74†	5.50†	5.00†	6.24†	5.68†	7.49†	6.81†	10.92†	9.93†
	CM†, CMD†	1⅛″	3.77†	3.43†	4.72†	4.28†	5.15†	4.69†	6.87†	6.24†	7.81†	7.10†	9.36†	8.51†	13.66†	12.41†
	Plain Brass	1¼″	2.29†	2.08†	2.86†	2.61†	3.13†	2.84†	4.17†	3.79†	4.74†	4.31†	5.69†	5.17†	8.29†	7.54†
	C	1¼″	2.91†	2.65†	3.64†	3.31†	3.97†	3.61†	5.29†	4.81†	6.00†	5.46†	7.21†	6.55†	10.52†	9.56†
	A5, N†	1¼″	3.24†	2.95†	4.05†	3.68†	4.43†	4.03†	5.89†	5.36†	6.71†	6.10†	8.04†	7.31†	11.73†	10.66†
	CM†, CMD†	1¼″	4.00†	3.64†	5.01†	4.55†	5.45†	4.95†	7.27†	6.61†	8.26†	7.51†	9.92†	9.01†	14.46†	13.14†
	Plain Brass	1½″	2.53†	2.31†	3.18†	2.89†	3.47†	3.15†	4.62†	4.20†	5.25†	4.78†	6.31†	5.74†	9.20†	8.36†
	C	1½″	3.16†	2.87†	3.97†	3.61†	4.31†	3.91†	5.75†	5.22†	6.53†	5.93†	7.84†	7.13†	11.43†	10.39†
	A5, N†	1½″	3.47†	3.15†	4.34†	3.94†	4.73†	4.30†	6.31†	5.74†	7.16†	6.51†	8.60†	7.82†	12.55†	11.40†
	CM†, CMD†	1½″	4.22†	3.84†	5.29†	4.81†	5.76†	5.23†	7.67†	6.97†	8.72†	7.93†	10.46†	9.52†	15.26†	13.87†
	Plain Brass	2″	3.05†	2.77†	3.82†	3.47†	4.16†	3.78†	5.55†	5.05†	6.30†	5.73†	7.56†	6.87†	11.02†	10.02†
	C	2″	3.67†	3.34†	4.60†	4.18†	5.00†	4.54†	6.66†	6.06†	7.57†	6.88†	9.08†	8.26†	13.25†	12.04†
	A5, N†	2″	3.91†	3.55†	4.88†	4.44†	5.34†	4.85†	7.12†	6.47†	8.09†	7.35†	9.71†	8.83†	14.16†	12.88†
	CM†, CMD†	2″	4.67†	4.24†	5.84†	5.30†	6.37†	5.79†	8.50†	7.73†	9.65†	8.78†	11.58†	10.53†	16.88†	15.35†

NOTE: For lengths not listed, use price of next longer length.
†"N", "CM" and "CMD" finishes available in lengths up through 96″. For 96″ use per foot price of 84″.

Order By Piece — Specify Number, Width x Length, and Finish Desired.

CLASS NUMBER	WIDTH	PACKING INFORMATION: CASE QUANTITY	PACKING INFORMATION: WEIGHT (LBS.) PER 100 FEET	QUIK-SHIP FINISHES AND SIZES
311	1⅛″	10 Pcs.	25	C, N, PS — 1⅛″ x 72″
	1¼″	10 Pcs.	28	C, N, PS — 1¼″ x 72″
	1½″	10 Pcs.	32	C, N, PS — 1½″ x 72″
	2″	10 Pcs.	40	C, N, PS — 2″ x 72″
NH311	1⅛″	10 Pcs.	27	PS — 1⅛″ x 72″
	1¼″	10 Pcs.	30	PS — 1¼″ x 72″
	1½″	10 Pcs.	33	PS — 1½″ x 72″
	2″	10 Pcs.	40	PS — 2″ x 72″
311¼	1⅛″	10 Pcs.	25	C, CM, N — 1⅛″ x 72″
	1¼″	10 Pcs.	28	C, CM, N — 1¼″ x 72″
	1½″	10 Pcs.	33	C, CM, N — 1½″ x 72″
	2″	10 Pcs.	42	C — 2″ x 72″

FINISH SYMBOL COMPARISON TABLE

Stanley	A5	C	CM	CMD	K	N	PS
U. S. Govt.	US10	US3	US26	US26D	US2C	US14	....

All prices are per piece without screws — For continuous hinges packed with screws refer to pages 13 and 16.

SIZES AND PRICES PER PIECE (without screws)

CLASS NUMBER	FINISHES	WIDTH	LENGTHS													
			24"		30"		36"		48"		60"		72"		84"	
			Under 10 Pcs.	10 Pcs. and Over	Under 10 Pcs.	10 Pcs. and Over	Under 10 Pcs.	10 Pcs. and Over	Under 10 Pcs.	10 Pcs. and Over	Under 10 Pcs.	10 Pcs. and Over	Under 10 Pcs.	10 Pcs. and Over	Under 10 Pcs.	10 Pcs. and Over
NH311¼	Plain Brass	1 1/16"	$1.96†	$1.78†	$2.46†	$2.24†	$2.68†	$2.43†	$3.55†	$ 3.23†	$ 4.05†	$ 3.68†	$ 4.85†	$ 4.41†	$ 7.16†	$ 6.51†
	Plain Brass	1¼"	2.17†	1.98†	2.72†	2.47†	2.98†	2.71†	3.98†	3.62†	4.51†	4.10†	5.41†	4.91†	7.97†	7.25†
	Plain Brass	1½"	2.42†	2.20†	3.04†	2.76†	3.33†	3.03†	4.44†	4.04†	5.03†	4.57†	6.03†	5.48†	8.87†	8.06†
	Plain Brass	2"	2.94†	2.67†	3.67†	3.34†	4.03†	3.66†	5.36†	4.87†	6.08†	5.52†	7.28†	6.62†	10.71†	9.73†
AL311¼	Plain Finish	1 1/16"	.80†	.73†	1.02†	.93†	1.11†	1.01†	1.48†	1.35†	1.68†	1.52†	2.01†	1.82†	2.94†	2.67†
	Plain Finish	1¼"	.91†	.82†	1.13†	1.03†	1.23†	1.11†	1.63†	1.48†	1.84†	1.68†	2.22†	2.02†	3.24†	2.95†
	Plain Finish	1½"	.95†	.87†	1.19†	1.08†	1.29†	1.17†	1.73†	1.58†	1.96†	1.78†	2.36†	2.14†	3.44†	3.13†
NHAL311¼	Plain Finish	1 1/16"	.67†	.61†	.83†	.76†	.92†	.83†	1.23†	1.11†	1.38†	1.26†	1.67†	1.51†	2.52†	2.30†
	Plain Finish	1¼"	.76†	.69†	.97†	.88†	1.03†	.94†	1.37†	1.25†	1.57†	1.42†	1.87†	1.70†	2.83†	2.58†
	Plain Finish	1½"	.80†	.73†	1.02†	.93†	1.11†	1.01†	1.48†	1.35†	1.68†	1.52†	2.01†	1.82†	3.04†	2.76†
STS311¼	Plain	1 1/16"	3.51†	3.19†	4.40†	4.00†	4.82†	4.38†	6.43†	5.84†	7.28†	6.62†	8.73†	7.94†	12.75†	11.59†
	Plain	1¼"	3.91†	3.55†	4.88†	4.44†	5.34†	4.85†	7.12†	6.47†	8.09†	7.35†	9.72†	8.83†	14.16†	12.88†
	Plain	1½"	4.38†	3.98†	5.46†	4.96†	5.96†	5.42†	7.95†	7.23†	9.02†	8.20†	10.83†	9.84†	15.77†	14.34†
NHSTS311¼	Plain	1 1/16"	3.38†	3.07†	4.21†	3.83†	4.61†	4.19†	6.15†	5.59†	6.99†	6.36†	8.39†	7.63†	12.35†	11.23†
	Plain	1¼"	3.77†	3.43†	4.72†	4.28†	5.17†	4.70†	6.89†	6.26†	7.81†	7.10†	9.36†	8.51†	13.75†	12.50†
	Plain	1½"	4.22†	3.84†	5.29†	4.81†	5.76†	5.23†	7.67†	6.97†	8.72†	7.93†	10.46†	9.52†	15.38†	13.98†
314	PS	1¼"	1.34†	1.22†	1.68†	1.52†	1.83†	1.67†	2.45†	2.22†	2.78†	2.52†	3.33†	3.03†	4.85†	4.41†
	A5, C, N†	1¼"	2.22†	2.02†	2.78†	2.52†	3.02†	2.74†	4.03†	3.66†	4.56†	4.15†	5.47†	4.97†	7.99†	7.26†
	CM†, CMD†	1¼"	3.47†	3.15†	4.34†	3.94†	4.72†	4.28†	6.29†	5.72†	7.16†	6.51†	8.60†	7.82†	12.55†	11.40†
	PS	1½"	1.43†	1.30†	1.79†	1.63†	1.94†	1.76†	2.59†	2.35†	2.95†	2.68†	3.53†	3.21†	5.16†	4.69†
	A5, C, N†	1½"	2.38†	2.16†	2.98†	2.71†	3.25†	2.96†	4.32†	3.92†	4.91†	4.47†	5.89†	5.36†	8.60†	7.82†
	CM†, CMD†	1½"	3.55†	3.23†	4.45†	4.05†	4.85†	4.41†	6.47†	5.88†	7.34†	6.67†	8.81†	8.00†	12.83†	11.67†
	PS	2"	1.60†	1.45†	2.00†	1.81†	2.18†	1.99†	2.91†	2.65†	3.30†	3.00†	3.96†	3.59†	5.77†	5.24†
	A5, C, N†	2"	2.53†	2.31†	3.18†	2.89†	3.47†	3.15†	4.62†	4.20†	5.25†	4.78†	6.31†	5.74†	9.20†	8.36†
	CM†, CMD†	2"	3.67†	3.34†	4.60†	4.18†	5.00†	4.54†	6.66†	6.06†	7.57†	6.88†	9.08†	8.26†	13.25†	12.04†

Continued on next page

NOTE: For lengths not listed, use price of next longer length.
†"N", "CM" and "CMD" finishes available in lengths up through 96". For 96" use per foot price of 84".

Order By Piece — Specify Number, Width x Length, and Finish Desired.

CLASS NUMBER	WIDTH	PACKING INFORMATION: CASE QUANTITY	PACKING INFORMATION: WEIGHT (LBS.) PER 100 FEET	QUIK-SHIP FINISHES AND SIZES
NH311¼	1 1/16"	10 Pcs.	25	.....
	1¼"	10 Pcs.	28	.....
	1½"	10 Pcs.	33	.....
	2"	10 Pcs.	42	.....
AL311¼ } NHAL311¼ }	1 1/16"	10 Pcs.	10	.....
	1¼"	10 Pcs.	11	.....
	1½"	10 Pcs.	12	.....
STS311¼ } NHSTS311¼ }	1 1/16"	10 Pcs.	21	.....
	1¼"	10 Pcs.	24	.....
	1½"	10 Pcs.	28	.....
314 } NH314 }	1¼"	10 Pcs.	40	.....
	1½"	10 Pcs.	45	PS — 1½" x 72"
	2"	10 Pcs.	57	PS — 2" x 72"
	2½"	10 Pcs.	67	PS — 2½" x 72"
	3"	10 Pcs.	78	PS — 3" x 72"

FINISH SYMBOL COMPARISON TABLE

Stanley	A5	C	CM	CMD	N	PS
U. S. Govt.	US10	US3	US26	US26D	US14	....

All prices are per piece without screws — For continuous hinges packed with screws refer to pages 13 and 16.

CONTINUOUS HINGES

SIZES AND PRICES PER PIECE (without screws)

CLASS NUMBER	FINISHES	WIDTH	LENGTHS													
			24″		30″		36″		48″		60″		72″		84″	
			Under 10 Pcs.	10 Pcs. and Over	Under 10 Pcs.	10 Pcs. and Over	Under 10 Pcs.	10 Pcs. and Over	Under 10 Pcs.	10 Pcs. and Over	Under 10 Pcs.	10 Pcs. and Over	Under 10 Pcs.	10 Pcs. and Over	Under 10 Pcs.	10 Pcs. and Over
314	PS	2½″	$1.73†	$1.58†	$2.17†	$1.98†	$2.37†	$2.15†	$ 3.15†	$ 2.86†	$ 3.58†	$ 3.25†	$ 4.30†	$ 3.90†	$ 6.27†	$ 5.71†
	A5, C, N†	2½″	2.75†	2.50†	3.44†	3.13†	3.74†	3.40†	5.00†	4.54†	5.65†	5.14†	6.80†	6.18†	9.92†	9.01†
	CM†, CMD†	2½″	4.09†	3.72†	5.12†	4.66†	5.58†	5.08†	7.45†	6.77†	8.45†	7.67†	10.12†	9.21†	14.77†	13.43†
	PS	3″	1.96†	1.78†	2.46†	2.24†	2.68†	2.43†	3.55†	3.23†	4.05†	3.68†	4.85†	4.41†	7.09†	6.44†
	A5, C, N†	3″	3.07†	2.79†	3.85†	3.50†	4.19†	3.81†	5.59†	5.09†	6.36†	5.78†	7.62†	6.93†	11.12†	10.11†
	CM†, CMD†	3″	4.40†	4.00†	5.50†	5.00†	5.99†	5.45†	8.00†	7.27†	9.06†	8.24†	10.89†	9.90†	15.86†	14.42†
NH314	PS	1¼″	1.23†	1.11†	1.55†	1.40†	1.68†	1.52†	2.25†	2.04†	2.53†	2.31†	3.05†	2.77†	4.53†	4.12†
	PS	1½″	1.32†	1.19†	1.66†	1.50†	1.80†	1.64†	2.40†	2.18†	2.72†	2.47†	3.27†	2.97†	4.83†	4.39†
	PS	2″	1.48†	1.35†	1.84†	1.68†	2.01†	1.82†	2.69†	2.44†	3.06†	2.78†	3.67†	3.34†	5.44†	4.94†
	PS	2½″	1.62†	1.47†	2.03†	1.84†	2.22†	2.02†	2.96†	2.69†	3.36†	3.05†	4.03†	3.66†	5.95†	5.41†
	PS	3″	1.84†	1.68†	2.31†	2.10†	2.52†	2.30†	3.38†	3.07†	3.82†	3.47†	4.57†	4.16†	6.77†	6.15†
314¼	Plain Brass	2″	4.11†	3.74†	5.14†	4.68†	5.62†	5.11†	7.49†	6.81†	8.50†	7.73†	10.20†	9.27†	14.86†	13.51†
	C	2″	5.05†	4.58†	6.30†	5.73†	6.87†	6.24†	9.16†	8.32†	10.40†	9.46†	12.48†	11.35†	18.21†	16.55†
	A5, N†	2″	5.43†	4.93†	6.80†	6.18†	7.39†	6.72†	9.85†	8.95†	11.21†	10.19†	13.45†	12.23†	19.62†	17.84†
	CM†, CMD†	2″	5.87†	5.34†	7.34†	6.67†	8.01†	7.28†	10.67†	9.70†	12.13†	11.03†	14.56†	13.24†	21.25†	19.31†
	Plain Brass	2½″	4.89†	4.45†	6.13†	5.57†	6.68†	6.08†	8.90†	8.09†	10.11†	9.20†	12.13†	11.03†	17.70†	16.09†
	C	2½″	5.78†	5.25†	7.23†	6.57†	7.91†	7.19†	10.54†	9.58†	11.97†	10.88†	14.36†	13.05†	20.93†	19.02†
	A5, N†	2½″	6.18†	5.61†	7.71†	7.01†	8.43†	7.66†	11.23†	10.21†	12.77†	11.61†	15.33†	13.94†	22.35†	20.32†
	CM†, CMD†	2½″	6.63†	6.03†	8.29†	7.54†	9.05†	8.23†	12.07†	10.97†	13.70†	12.45†	16.43†	14.94†	23.97†	21.78†
NH314¼	Plain Brass	2″	4.00†	3.64†	5.01†	4.55†	5.44†	4.94†	7.26†	6.60†	8.26†	7.51†	9.92†	9.01†	14.53†	13.21†
	Plain Brass	2½″	4.78†	4.35†	5.98†	5.44†	6.52†	5.92†	8.69†	7.90†	9.88†	8.98†	11.87†	10.78†	17.37†	15.79†
AL314¼	Plain Finish	2″	1.76†	1.60†	2.19†	2.00†	2.40†	2.18†	3.20†	2.91†	3.63†	3.30†	4.35†	3.96†	6.34†	5.77†
STS314¼	Plain	2″	5.62†	5.11†	7.02†	6.39†	7.66†	6.96†	10.22†	9.29†	11.62†	10.56†	13.94†	12.67†	20.32†	18.48†
NHSTS314¼	Plain	2″	5.47†	4.97†	6.86†	6.23†	7.49†	6.81†	9.98†	9.07†	11.33†	10.30†	13.60†	12.36†	19.92†	18.11†

NOTE: For lengths not listed, use price of next longer length.
†"N", "CM" and "CMD" finishes available in lengths up through 96″. For 96″ use per foot price of 84″.

Order By Piece — Specify Number, Width x Length, and Finish Desired.

EXTRA FOR SCREWS PACKED WITH CONTINUOUS HINGE
Prices per foot or fraction thereof — Minimum 2 feet

CLASS NUMBER		UNFINISHED	A5, C, K, N	CM, CMD
311	add per foot	$0.12†	$0.15†	$0.17†
311¼	add per foot	.17†	.25†	.29†
314	add per foot	.14†	.16†	.20†
314¼	add per foot	.30†	.35†	.44†

PACKING INFORMATION

CLASS NUMBER	WIDTH	CASE QUANTITY	WEIGHT (LBS.) PER 100 FEET	QUIK-SHIP FINISHES AND SIZES
314, NH314	1¼″	10 Pcs.	40	.....
	1½″	10 Pcs.	45	PS — 1½″ x 72″
	2″	10 Pcs.	57	PS — 2″ x 72″
	2½″	10 Pcs.	67	PS — 2½″ x 72″
	3″	10 Pcs.	78	PS — 3″ x 72″
314¼	2″	10 Pcs.	60	C, N — 2″ x 72″
	2½″	10 Pcs.	72	C, N — 2½″ x 72″
NH314¼	2″	10 Pcs.	60	.....
	2½″	10 Pcs.	72	.....
AL314¼	2″	10 Pcs.	22	.....
STS314¼, NHSTS314¼	2″	10 Pcs.	55	.....

FINISH SYMBOL COMPARISON TABLE

Stanley	A5	C	CM	CMD	N	PS
U. S. Govt.	US10	US3	US26	US26D	US14	....

All prices are per piece without screws — For continuous hinges packed with screws refer to pages 13 and 16.

CLASS NO.	PRODUCT	SIZE	ORDER AND PRICE UNIT	FINISHES AND PRICES	BOX QUAN.	CASE QUAN.	CASE WEIGHT (LBS.)	QUIK-SHIP Items
333	Pivot Cabinet Hinge	.....	Pair	P $0.42 +	•25 Pr.	100 Pr.	19	P
		.....	Pair	K .47 +	•25 Pr.	100 Pr.	19	K
		.....	Pair	A5, C .62 +	•25 Pr.	100 Pr.	19	A5, C
		.....	Pair	CM, CMD .62 +	•25 Pr.	100 Pr.	19	CM, CMD
334	Pivot Cabinet Hinge	.....	Pair	P .42 +	•25 Pr.	100 Pr.	22	P
		.....	Pair	K .47 +	•25 Pr.	100 Pr.	22	K
		.....	Pair	A5, C .62 +	•25 Pr.	100 Pr.	22	A5, C
		.....	Pair	CM, CMD .62 +	•25 Pr.	100 Pr.	22	CM, CMD
340	Wardrobe Pivot Hinge	2½"	Set	P 3.72† ✠	• 1 Set	25 Sets	21	P
			Set	LA 4.32† ✠	• 1 Set	25 Sets	21	LA
			Set	A5 4.72† ✠	• 1 Set	25 Sets	21	A5
343	Cabinet Spring Hinge	1¼"	Pair	C, N .57† +	•10 Pr.	300 Pr.	31	C, N
		2"	Pair	C, N .88† +	•10 Pr.	300 Pr.	60	C, N
345	Hinge Hasp	.....	Each	C .48† ✠	•10 Pcs.	300 Pcs.	23	C
346	Safety Hasp	.....	Each	K .37† ✠	•10 Pcs.	500 Pcs.	43	.....
			Each	C .38† ✠	•10 Pcs.	500 Pcs.	43	C
CD346F	Safety Hasp	.....	Pack	F .39	5 Pks.	100 Pks.	11	F
349	Hasp	2"	Each	C .45† ✠	•10 Pcs.	500 Pcs.	34	C
		2¼"*	Each	C .44†*	•10 Pcs.	500 Pcs.	42	.....
363	Flush Bolt	4"	Each	C 1.83† ✠	•10 Pcs.	100 Pcs.	14	C
		6"	Each	C 2.32† ✠	•10 Pcs.	100 Pcs.	26	C
377	Cremone Bolt	8' only	Each	A5, F 21.53† ✠	.....	1 Pc.	4	F
379	Flush Bolt	3"*	Each	F .82†*	•10 Pcs.	100 Pcs.	17	.....
		4"	Each	F .99† ✠	•10 Pcs.	100 Pcs.	18	F
		6"	Each	F 1.22† ✠	•10 Pcs.	100 Pcs.	36	F
CD379F	Flush Bolt	4"	Pack	F 1.02	5 Pks.	100 Pks.	24	F
		6"	Pack	F 1.22	5 Pks.	100 Pks.	44	F
385*	Flush Bolt	9"	Each	F 5.12†	2 Pcs.	.....	.75 (Pc.)	.....
		12"	Each	F 5.12†	2 Pcs.	.....	.80 (Pc.)	.....
393½	Flush Bolt	6"	Each	F 2.90† ✠	•10 Pcs.	120 Pcs.	31	F
430	Lid Support	7½"	Pair	C .83† ✠ (Bulk Pack available: price on application)	•10 Pr.	150 Pr.	38	C
		10"	Pair	C 1.15† ✠ (Bulk Pack available: price on application)	10 Pr.	150 Pr.	41	C
432	Lid Support	10"	Pair	C .89† ✠ (Bulk Pack available: price on application)	•10 Pr.	100 Pr.	28	C
435	Lid Support	.....	Pair	C 1.36† ✠	•10 Pr.	100 Pr.	33	C
441	Table Leg Brace	.....	Each	C .39† ✠	25 Pcs.	300 Pcs.	34	C
				N .39† ✠ (Bulk Pack available: price on application)	25 Pcs.	300 Pcs.	34	N
446	Table Leg Brace	.....	Pair	K 7.06† ✠ (Bulk Pack available: price on application)	2 Pr.	10 Pr.	36	K
446¼	Table Leg Brace	.....	Pair	K 3.35† ✠ (Bulk Pack available: price on application)	5 Pr.	50 Pr.	41	K
446½	Table Leg Brace	.....	Pair	K 3.09† ✠ (Bulk Pack available: price on application)	5 Pr.	50 Pr.	36	K
448	Table Leg Brace	.....	Set	K 3.81† ✠	1 Set	10 Sets	14	K
CD450F	Bar Latch	1¾"	Pack	F .48	5 Pks.	100 Pks.	9	F
				Finish; A5 / Finish; CMD				
453	Door Holder	.....	Each	$25.73† ✠ / $32.55† ✠	1 Pc.	25 Pcs.	41	A5, CMD
453	Door Holder	1" Wide Roller units only	Each	$1.56†	To order	To order	...	Yes
456	Door Holder	.....	Each	F 8.30† ✠	5 Pcs.	60 Pcs.	61	F
458	Door Holder	.....	Each	F 5.51† ✠	5 Pcs.	60 Pcs.	35	F
456 458	Door Holder	Rubbers only	Each	.55† without screws	To order	To order	...	456 Yes
470	Drawer Pull	.....	Each	C .23† +	•25 Pcs.	100 Pcs.	9	C
479	Pull	.....	Each	J, F, K 13.97† ✠ per 100 pcs.	25 Pcs.	200 Pcs.	10	J, F, K
CD479F	Pull	.....	Pack	F .20	5 Pks.	100 Pks.	11	F

*This item to be discontinued. Available subject to prior sale.

FINISH SYMBOL COMPARISON TABLE											
Stanley	A5	C	CM	CMD	F	J	K	LA	N	P
U. S. Govt.	US10	US3	US26	US26D	US4	US1B	US2C	....	US14	USP

Prices are per unit as indicated in "Order and Price Unit" column unless otherwise specified.

All prices are for items furnished with screws (as specified in catalog) unless otherwise stated in price list.

+For finishes or packing not listed, price on application.

● These items packed in individual "poly" bags.

✠These prices apply to items as listed. To price other finishes or packing see page IV.

CLASS NO.	PRODUCT	SIZE	ORDER AND PRICE UNIT	FINISHES AND PRICES			BOX QUAN.	CASE QUAN.	CASE WEIGHT (LBS.)	QUIK-SHIP Items
482	Door Pull	No. 1	Each	J, K	$0.39↑ ✠		•10 Pcs.	50 Pcs.	6	J, K
				F	.46↑ ✠		•10 Pcs.	50 Pcs.	6	F
		No. 2	Each	J, K	.39↑ ✠		•10 Pcs.	50 Pcs.	8	J, K
				F	.46↑ ✠		•10 Pcs.	50 Pcs.	8	F
		No. 3	Each	J, K	.43↑ ✠		•10 Pcs.	50 Pcs.	12	J, K
				F	.55↑ ✠		•10 Pcs.	50 Pcs.	12	F
		No. 4	Each	J, K	1.34↑ ✠		• 5 Pcs.	50 Pcs.	26	J, K
CD482F	Door Pull	No. 2	Pack	F	.52		5 Pks.	100 Pks.	24	F
CD486F	Sash Lifts	.....	Pack	F	.28		5 Pks.	100 Pks.	12	F
W555	Semi-concealed Cabinet Hinge	⅜" inset	Pair	J1	.60↓ +		•25 Pr.	100 Pr.	20	J1
		⅜" inset	Pair	D3	.70↓ +		•25 Pr.	100 Pr.	20	D3
CDW555J1	Semi-concealed Cabinet Hinge	.....	Pack	J1	.63↓		10 Pks.	50 Pks.	12	J1
CDW555D3	Semi-concealed Cabinet Hinge	.....	Pack	D3	.73↓		10 Pks.	50 Pks.	12	D3
595½*	Cabinet Hinge	.....	Pair	C, CM, CMD	4.40		• 5 Pr.	100 Pr.	17	C, CMD
600 BB600	Hinge line — see pages 51, 52, 53, 54									
702-06-05	Corrugated Fasteners	⅜" x 5	Pack	PS	.21↑		20 Pks.	400 Pks.	23	PS
702-08-05		½" x 5	Pack	PS	.21↑		20 Pks.	400 Pks.	31	PS
702-10-05		⅝" x 5	Pack	PS	.21↑		20 Pks.	400 Pks.	37	PS
711-04-04	Corrugated Fasteners	¼" x 4	Each	PS	2.21↑	per 1,000 pcs.	100 Pcs.	10,000 Pcs.	17	PS
711-04-05		¼" x 5	Each	PS	2.65↑	per 1,000 pcs.	100 Pcs.	10,000 Pcs.	21	PS
711-06-04	Corrugated Fasteners	⅜" x 4	Each	PS	2.65↑	per 1,000 pcs.	100 Pcs.	10,000 Pcs.	25	PS
711-06-05		⅜" x 5	Each	PS	3.36↑	per 1,000 pcs.	100 Pcs.	10,000 Pcs.	29	PS
711-06-06		⅜" x 6	Each	PS	3.80↑	per 1,000 pcs.	100 Pcs.	10,000 Pcs.	36	PS
711-08-04	Corrugated Fasteners	½" x 4	Each	PS	3.26↑	per 1,000 pcs.	100 Pcs.	10,000 Pcs.	32	PS
711-08-05		½" x 5	Each	PS	3.80↑	per 1,000 pcs.	100 Pcs.	10,000 Pcs.	39	PS
711-08-06		½" x 6	Each	PS	4.63↑	per 1,000 pcs.	100 Pcs.	10,000 Pcs.	47	PS
711-10-04	Corrugated Fasteners	⅝" x 4	Each	PS	3.75↑	per 1,000 pcs.	100 Pcs.	10,000 Pcs.	40	PS
711-10-05		⅝" x 5	Each	PS	4.63↑	per 1,000 pcs.	100 Pcs.	10,000 Pcs.	49	PS
711-10-06		⅝" x 6	Each	PS	5.57↑	per 1,000 pcs.	100 Pcs.	10,000 Pcs.	56	PS
711-12-05	Corrugated Fasteners	¾" x 5	Each	PS	5.34↑	per 1,000 pcs.	100 Pcs.	10,000 Pcs.	53	PS
713-06-05	Corrugated Fasteners	⅜" x 5	Each	PS	3.09↑	per 1,000 pcs.	500 Pcs.	10,000 Pcs.	27	PS
713-08-05		½" x 5	Each	PS	3.53↑	per 1,000 pcs.	500 Pcs.	10,000 Pcs.	36	PS
713-10-05		⅝" x 5	Each	PS	4.24↑	per 1,000 pcs.	500 Pcs.	10,000 Pcs.	42	PS
716-06-05	Corrugated Fasteners	⅜" x 5	Pound	PS	85.83↑	per 100 lbs.	.....	10 Lbs.	11	PS
716-08-05		½" x 5	Pound	PS	84.18↑	per 100 lbs.	.....	10 Lbs.	11	PS
716-10-05		⅝" x 5	Pound	PS	83.13↑	per 100 lbs.	.....	10 Lbs.	11	PS
719-06-05	Corrugated Fasteners	⅜" x 5	Pound	PS	75.24↑	per 100 lbs.	.....	100 Lbs.	105	PS
719-08-05		½" x 5	Pound	PS	73.59↑	per 100 lbs.	.....	100 Lbs.	105	PS
719-10-05		⅝" x 5	Pound	PS	72.54↑	per 100 lbs.	.....	100 Lbs.	105	PS
721-08-05*	Corrugated Fasteners	½" x 5	Each	PS	3.62↑	per 1,000 pcs.	100 Pcs.	10,000 Pcs.	39	PS
721-10-05*		⅝" x 5	Each	PS	4.41↑	per 1,000 pcs.	100 Pcs.	10,000 Pcs.	52	PS
734	Full Surface Garage Hinge	4" x 3½"	Pair	J	3.18↑		1 Pr.	.....	2.5 (Pr.)	.....
737½	Full Surface Garage Hinge	6"	Pair	J	6.06↑		1 Pr.	.....	3 (Pr.)	.....

*This item to be discontinued. Available subject to prior sale.

FINISH SYMBOL COMPARISON TABLE

Stanley	C	CM	CMD	D3	F	J	J1	K	PS
U. S. Govt.	US3	US28	US26D	....	US4	US1B	US1D	US2C	....

Prices are per unit as indicated in "Order and Price Unit" column unless otherwise specified.

All prices are for items furnished with screws (as specified in catalog) unless otherwise stated in price list.

+ For finishes or packing not listed, price on application.

• These items packed in individual "poly" bags.

✠ These prices apply to items as listed. To price other finishes or packing see page IV.

CLASS NO.	PRODUCT	SIZE	ORDER AND PRICE UNIT	FINISHES AND PRICES†		BOX QUAN.	CASE QUAN.	CASE WEIGHT (LBS.)	QUIK-SHIP Items
741	Square Corner Hinge	3″ x 3″	Pair	F, J1, P	$0.70†	1 Pr.	50 Pr.	36	F, J1, P
				K, LA	.81†	1 Pr.	50 Pr.	36	LA
				A5	1.05†	1 Pr.	50 Pr.	36	A5
				N	1.49†	1 Pr.	50 Pr.	36	N
				C, CM, CMD	2.34†	1 Pr.	50 Pr.	36	C, CM, CMD
				RBP	2.16†	1 Pr.	50 Pr.	36	RBP
741	Square Corner Hinge	3½″ x 3½″	Pair	F, J1, P	.71†	1 Pr.	50 Pr.	49	F, J1, P
				K, LA	.85†	1 Pr.	50 Pr.	49	K, LA
				A5	1.09†	1 Pr.	50 Pr.	49	A5
				N	1.56†	1 Pr.	50 Pr.	49	N
				C, CM, CMD	2.45†	1 Pr.	50 Pr.	49	C, CM, CMD
				RBP	2.27†	1 Pr.	50 Pr.	49	RBP
741	Square Corner Hinge	4″ x 4″	Pair	F, J1, P	1.01†	1 Pr.	25 Pr.	32	F, J1, P
				K, LA	1.21†	1 Pr.	25 Pr.	32	K, LA
				A5	1.51†	1 Pr.	25 Pr.	32	A5
				N	2.09†	1 Pr.	25 Pr.	32	N
				C, CM, CMD	2.92†	1 Pr.	25 Pr.	32	C, CM, CMD
				RBP	2.72†	1 Pr.	25 Pr.	32	RBP
RD741	Round Corner Hinge	3″ x 3″	Pair	F, J1, P	.70†	1 Pr.	50 Pr.	36	F, J1, P
				K, LA	.81†	1 Pr.	50 Pr.	36	. . . . .
				A5	1.05†	1 Pr.	50 Pr.	36	A5
				N	1.49†	1 Pr.	50 Pr.	36	. . . . .
				C, CM, CMD	2.34†	1 Pr.	50 Pr.	36	. . . . .
				RBP	2.16†	1 Pr.	50 Pr.	36	. . . . .
RD741	Round Corner Hinge	3½″ x 3½″	Pair	F, J1, P	.71†	1 Pr.	50 Pr.	49	F, J1, P
				K, LA	.85†	1 Pr.	50 Pr.	49	K, LA
				A5	1.09†	1 Pr.	50 Pr.	49	A5
				N	1.56†	1 Pr.	50 Pr.	49	N
				C, CM, CMD	2.45†	1 Pr.	50 Pr.	49	C, CM, CMD
				RBP	2.27†	1 Pr.	50 Pr.	49	. . . . .
RD741	Round Corner Hinge	4″ x 4″	Pair	F, J1, P	1.01†	1 Pr.	25 Pr.	32	F, J1, P
				K, LA	1.21†	1 Pr.	25 Pr.	32	LA
				A5	1.51†	1 Pr.	25 Pr.	32	A5
				N	2.09†	1 Pr.	25 Pr.	32	N
				C, CM, CMD	2.92†	1 Pr.	25 Pr.	32	C
				RBP	2.72†	1 Pr.	25 Pr.	32	. . . . .
V741F	Square Corner Hinge	3″ x 3″	Pack	F	.39	5 Pks.	100 Pks.	39	F
		3½″ x 3½″	Pack	F	.40	5 Pks.	100 Pks.	52	F
		4″ x 4″	Pack	F	.58	5 Pks.	100 Pks.	66	F
V741N	Square Corner Hinge	3½″ x 3½″	Pack	N	.80	5 Pks.	100 Pks.	52	N
751-08-05*	Corrugated Fastener	½″ x 5″	Each	K	4.52† per 1,000 pcs.	100 Pcs.	10,000 Pcs.	41	. . . . .

CLASS NO.	PRODUCT	SIZE	ORDER AND PRICE UNIT	FINISHES AND PRICES†		CASE QUAN.	AVERAGE SHIPPING WEIGHT OF HINGES AND SCREWS	QUIK-SHIP Items
RD758 Bulk Assembled	⅝″ Radius Hinge	3″ x 3″	Pair	F, P	$0.70†	50 Pr.	34	F, P
				K, LA	.81†	50 Pr.	34	. . . . .
				A5	1.05†	50 Pr.	34	. . . . .
				N	1.49†	50 Pr.	34	. . . . .
				C, CM, CMD	2.34†	50 Pr.	34	. . . . .
				RBP	2.16†	50 Pr.	34	. . . . .
		3½″ x 3½″	Pair	F, J1, P	.71†	50 Pr.	47	F, J1, P
				K, LA	.85†	50 Pr.	47	LA
				A5	1.09†	50 Pr.	47	A5
				N	1.56†	50 Pr.	47	N
				C, CM, CMD	2.45†	50 Pr.	47	. . . . .
				RBP	2.27†	50 Pr.	47	. . . . .
		4″ x 4″	Pair	F, P	1.01†	50 Pr.	64	F
				K, LA	1.21†	50 Pr.	64	. . . . .
				A5	1.51†	50 Pr.	64	. . . . .
				N	2.09†	50 Pr.	64	. . . . .
				C, CM, CMD	2.92†	50 Pr.	64	. . . . .
				RBP	2.72†	50 Pr.	64	. . . . .

*This item to be discontinued. Available subject to prior sale.

FINISH SYMBOL COMPARISON TABLE

Stanley	A5	C	CM	CMD	F	J1	K	LA	N	P	RBP
U. S. Govt.	US10	US3	US26	US26D	US4	US1D	US2C	....	US14	USP	....

Prices are per unit as indicated in "Order and Price Unit" column unless otherwise specified.

All prices are for items furnished with screws (as specified in catalog) unless otherwise stated in price list.

†TO PRICE OTHER FINISHES — SEE PAGE IV.

CLASS NO.	PRODUCT	SIZE	ORDER AND PRICE UNIT	FINISHES AND PRICES†		CASE QUAN.	AVERAGE SHIPPING WEIGHT OF HINGES AND SCREWS	QUIK-SHIP Items
RD758 Bulk Unassembled	⅝" Radius Hinge	3" x 3"	Pair	F, P	$0.70†	200 Pcs. Two Knuckle Leaves	71 lbs. per 100 pair	F, N, P
				K, LA	.81†			
				A5	1.05†			
				N	1.49†	200 Pcs. Three Knuckle Leaves with Pins		
				C, CM, CMD	2.34†			
				RBP	2.16†			
		3½" x 3½"	Pair	F, P	.71†	200 Pcs. Two Knuckle Leaves	95 lbs. per 100 pair	A5, F, P, LA, N
				K, LA	.85†			
				A5	1.09†			
				N	1.56†	200 Pcs. Three Knuckle Leaves with Pins		
				C, CM, CMD	2.45†			
				RBP	2.27†			
		4" x 4"	Pair	F, P	1.01†	150 Pcs. Two Knuckle Leaves	96 lbs. per 75 pair	A5, F, LA, P
				K, LA	1.21†			
				A5	1.51†			
				N	2.09†	150 Pcs. Three Knuckle Leaves with Pins		
				C, CM, CMD	2.92†			
				RBP	2.72†			

CLASS NO.	PRODUCT	SIZE	ORDER AND PRICE UNIT	FINISHES AND PRICES			BOX QUAN.	CASE QUAN.	CASE WEIGHT (LBS.)	QUIK-SHIP Items
787x788	Staple Gun	.....	Each		$27.00		1 Pc.	.....	2 (box)	Yes
789	Staples	.....	Box		7.00		5,000 Pcs.	.....	1½ (box)	Yes
V791	Reversible Shelf Brackets	3½" x 4½"	Pack	FL, J2	1.67		5 Pks.	25 Pks.	9½	FL, J2
		5½" x 7½"	Pack	FL, J2	2.47		5 Pks.	25 Pks.	24	FL, J2
		9½" x 11¼"	Pack	FL, J2	2.97		....	5 Pks.	11	FL, J2
792	Support Clip	.....	Each	K	.05		50 Pcs.	500 Pcs.	11	K
		.....	Each	F	.07		50 Pcs.	500 Pcs.	11	F
V792F	Support Clip	.....	Pack	F	.59		5 Pks.	100 Pks.	20	F
SC793	Support Strip	24"	Each	K	.84		10 Pcs.	100 Pcs.	45	K
		24"	Each	F	.88		10 Pcs.	100 Pcs.	45	F
		36"	Each	K	1.18		10 Pcs.	100 Pcs.	66	K
		36"	Each	F	1.32		10 Pcs.	100 Pcs.	66	F
		48"	Each	K	1.58		10 Pcs.	50 Pcs.	45	K
		48"	Each	F	1.76		10 Pcs.	50 Pcs.	45	F
		72"	Each	K	2.35		10 Pcs.	50 Pcs.	67	K
		72"	Each	F	2.64		10 Pcs.	50 Pcs.	67	F
V793F	Support Strip	24"	Pack	F	.94		5 Pks.	100 Pks.	43	F
794	Folding Shelf Bracket	8" x 8"	Pair	BG	4.30	✠ without screws	1 Pr.	10 Pr.	12	BG
		12" x 12"	Pair	BG	5.38	✠ without screws	1 Pr.	10 Pr.	24	BG
		16" x 16"	Pair	BG	7.55	✠ without screws	1 Pr.	5 Pr.	19	BG
V794BG	Folding Shelf Bracket	12" x 12"	Pack	BG	2.78		2 Pks.	20 Pks.	25	BG
795	Decorative Shelf Brackets	6"	Each	K	.47†		10 Pcs.	100 Pcs.	19	K
		6"	Each	F	.73†		10 Pcs.	100 Pcs.	19	F
		8"	Each	K	.50†		10 Pcs.	100 Pcs.	29	K
		8"	Each	F	.77†		10 Pcs.	100 Pcs.	29	F
		10"	Each	K	.55†		10 Pcs.	100 Pcs.	38	K
		10"	Each	F	.81†		10 Pcs.	100 Pcs.	38	F
CD795F	Decorative Shelf Brackets	6"	Pack	F	1.50†		5 Pks.	100 Pks.	40	F
		8"	Pack	F	1.60†		5 Pks.	100 Pks.	60	F
		10"	Pack	F	1.70†		5 Pks.	100 Pks.	80	F
796	Rigid Shelf Bracket	3" x 4"	Pair	BG	.31	✠ without screws	5 Pr.	60 Pr.	12	BG
		4" x 5"	Pair	BG	.34	✠ without screws	5 Pr.	60 Pr.	16	BG
		5" x 6"	Pair	BG	.37	✠ without screws	5 Pr.	60 Pr.	23	BG
		6" x 8"	Pair	BG	.44	✠ without screws	5 Pr.	50 Pr.	27	BG
		8" x 10"	Pair	BG	.60	✠ without screws	5 Pr.	50 Pr.	45	BG
		10" x 12"	Pair	BG	.90	✠ without screws	5 Pr.	30 Pr.	32	BG
		12" x 14"	Pair	BG	1.30	✠ without screws	5 Pr.	20 Pr.	31	BG
		16" x 18"	Pair	BG	7.50	✠ without screws	.....	1 Pr.	4	BG

Prices are per unit as indicated in "Order and Price Unit" column unless otherwise specified.

All prices are for items furnished with screws (as specified in catalog) unless otherwise stated in price list.

†To price other finishes or packing see page IV.

✠These prices apply to items as listed. To price other finishes or packing see page IV.

CLASS NO.	PRODUCT	SIZE	ORDER AND PRICE UNIT	FINISHES AND PRICES	BOX QUAN.	CASE QUAN.	CASE WEIGHT (LBS.)	QUIK-SHIP Items
V796BG	Shelf Bracket	3″ x 4″	Pack	BG $0.40	2 Pks.	100 Pks.	26	BG
		4″ x 5″	Pack	BG .50	2 Pks.	100 Pks.	34	BG
		5″ x 6″	Pack	BG .65	5 Pks.	100 Pks.	44	BG
		6″ x 8″	Pack	BG .85	5 Pks.	50 Pks.	31	BG
		8″ x 10″	Pack	BG 1.20	5 Pks.	50 Pks.	52	BG
		10″ x 12″	Pack	BG 1.70	5 Pks.	50 Pks.	62	BG
		12″ x 14″	Pack	BG 2.60	2 Pks.	20 Pks.	41	BG

CLASS NO.	PRODUCT	SIZE	ORDER AND PRICE UNIT	FINISHES	Less Than 1000 Feet In One Or More Sizes Price Per Piece	1000 To 4999 Feet In One Or More Sizes Price Per Piece	5000 Feet And Over In One Or More Sizes Price Per Piece	CASE QUAN.	CASE WEIGHT (LBS.)	QUIK-SHIP Items
798	Shelf Standard	36″	Each	N	$0.55	$0.32	$0.29	50 Pcs.	13	N
		48″	Each	N	.73	.42	.38	50 Pcs.	16	N
		72″	Each	N	1.10	.63	.57	50 Pcs.	26	N
		96″	Each	N	1.46	.84	.76	50 Pcs.	34	N
		120″	Each	N	1.83	1.05	.95	50 Pcs.	43	N
		144″	Each	N	2.20	1.26	1.14	50 Pcs.	52	N

For lengths not listed (minimum 250 pieces) add to the price of the next longer length the following:
250 to 499 pcs. of a size add $0.20 per piece.
500 to 999 pcs. of a size add $0.07 per piece.
1000 pcs. and over of a size add $0.05 per piece.

CLASS NO.	PRODUCT	SIZE	ORDER AND PRICE UNIT	Less Than 1000 Pieces Price Per M Pieces	1000 To 4999 Pieces Price Per M Pieces	5000 Pieces And Over Price Per M Pieces	BOX QUAN.	CASE QUAN.	CASE WEIGHT (LBS.)	QUIK-SHIP Items
799N	Shelf Support Clip		Each	$42.00	$27.00	$24.00	100 Pcs.	2,000 Pcs.	25	N

CLASS NO.	PRODUCT	SIZE	ORDER AND PRICE UNIT	FINISHES AND PRICES	BOX QUAN.	CASE QUAN.	CASE WEIGHT (LBS.)	QUIK-SHIP Items
800	Narrow Steel Hinge	1″	Pair	PS $0.21† ✠ without screws	10 Pr.	600 Pr.	36	.....
		1½″	Pair	PS .32† ✠ without screws (Bulk Pack available: price on application)	10 Pr.	300 Pr.	35	PS
		2″	Pair	PS .37† ✠ without screws (Bulk Pack available: price on application)	10 Pr.	300 Pr.	57	PS
		2½″	Pair	PS .42† ✠ without screws (Bulk Pack available: price on application)	10 Pr.	150 Pr.	42	PS
		3″	Pair	PS .60† ✠ without screws (Bulk Pack available: price on application)	10 Pr.	150 Pr.	60	PS
802	Loose Joint Hinge	2″	Pair	PS .60† ✠ without screws (Bulk Pack available: price on application)	10 Pr.	200 Pr.	38	PS
		3″*	Pair	PS 1.06† without screws	5 Pr.	50 Pr.	33	.....
804	Broad, Loose Pin Hinge	2″ x 2″	Pair	PS .69† ✠ without screws	10 Pr.	100 Pr.	27	PS
		2½″ x 2½″	Pair	PS .75† ✠ without screws	10 Pr.	100 Pr.	43	PS
		3″ x 3″	Pair	PS .78† ✠ without screws	5 Pr.	50 Pr.	33	PS
		3½″ x 3½″	Pair	PS .87† ✠ without screws	5 Pr.	50 Pr.	46	PS
		4″ x 4″	Pair	PS 1.38† ✠ without screws	1 Pr.	25 Pr.	34	PS
		4½″ x 4½″	Pair	PS 2.98† ✠ without screws	1 Pr.	25 Pr.	48	PS
		5″ x 5″	Pair	PS 5.73† ✠ without screws	1 Pr.	20 Pr.	53	PS
		6″ x 6″	Pair	PS 12.22† ✠ without screws	1 Pr.	10 Pr.	42	PS
804KBP	Broad, Loose Pin Hinge	2½″ x 2½″	Pair	KBP 1.76† ✠	5 Pr.	50 Pr.	24	KBP
		3″ x 3″	Pair	KBP 1.87† ✠	5 Pr.	50 Pr.	36	KBP
		3½″ x 3½″	Pair	KBP 2.05† ✠	5 Pr.	50 Pr.	49	KBP
		4″ x 4″	Pair	KBP 2.81† ✠	1 Pr.	25 Pr.	37	KBP

*This size to be discontinued. Available subject to prior sale.

FINISH SYMBOL COMPARISON TABLE

Stanley	A5	BG	C	CM	CMD	F	FL	J2	K	KBP	LA	N	P	PS	RBP
U. S. Govt.	US10	....	US3	US26	US26D	US4	....	....	US2C	....	....	US14	USP	....	....

Prices are per unit as indicated in "Order and Price Unit" column unless otherwise specified.
All prices are for items furnished with screws (as specified in catalog) unless otherwise stated in price list.
✠ These prices apply to items as listed. To price other finishes or packing see page IV.

CLASS NO.	PRODUCT	SIZE	ORDER AND PRICE UNIT	FINISHES AND PRICES	BOX QUAN.	CASE QUAN.	CASE WEIGHT (LBS.)	QUIK-SHIP Items
804RBP	Broad, Loose Pin Hinge	2" x 2"	Pair	RBP $2.14† ✠	5 Pr.	50 Pr.	16	RBP
		2½" x 2½"	Pair	RBP 2.35† ✠	5 Pr.	50 Pr.	25	RBP
		3" x 3"	Pair	RBP 2.63† ✠	1 Pr.	50 Pr.	38	RBP
		3½" x 3½"	Pair	RBP 2.78† ✠	1 Pr.	50 Pr.	52	RBP
		4" x 4"	Pair	RBP 3.70† ✠	1 Pr.	25 Pr.	38	RBP
V804K	Broad, Loose Pin Hinge	2½" x 2½"	Pack	K .64	5 Pks.	100 Pks.	27	K
		3" x 3"	Pack	K .70	5 Pks.	100 Pks.	39	K
		3½" x 3½"	Pack	K .74	5 Pks.	100 Pks.	51	K
		4" x 4"	Pack	K .95	5 Pks.	100 Pks.	74	K
808	Broad, Fast Pin Hinge	2" x 2"	Pair	PS .69† ✠ without screws	10 Pr.	100 Pr.	27	PS
		2½" x 2½"	Pair	PS .75† ✠ without screws	10 Pr.	100 Pr.	43	PS
		3" x 3"	Pair	PS .78† ✠ without screws	5 Pr.	50 Pr.	33	PS
		3½" x 3½"	Pair	PS .87† ✠ without screws	5 Pr.	50 Pr.	46	PS
		4" x 4"	Pair	PS 1.38† ✠ without screws	1 Pr.	25 Pr.	34	PS
		4½" x 4½"	Pair	PS 2.98† ✠ without screws	1 Pr.	25 Pr.	48	PS
		5" x 5"	Pair	PS 5.73† ✠ without screws	1 Pr.	20 Pr.	53	PS
		6" x 6"	Pair	PS 12.22† ✠ without screws	1 Pr.	10 Pr.	42	PS
808RBP	Broad, Fast Pin Hinge	2" x 2"	Pair	RBP 2.14† ✠	5 Pr.	50 Pr.	16	RBP
		2½" x 2½"	Pair	RBP 2.35† ✠	5 Pr.	50 Pr.	25	RBP
		3" x 3"	Pair	RBP 2.63† ✠	1 Pr.	50 Pr.	38	RBP
		4" x 4"	Pair	RBP 3.70† ✠	1 Pr.	25 Pr.	38	RBP
810	Drop Leaf Hinge	1"	Pair	PS .42† ✠ without screws (Bulk Pack available: price on application)	10 Pr.	500 Pr.	52	PS
		1⅛"	Pair	PS .45† ✠ without screws (Bulk Pack available: price on application)	10 Pr.	300 Pr.	42	PS
		1¼"	Pair	PS .54† ✠ without screws (Bulk Pack available: price on application)	10 Pr.	300 Pr.	50	PS
		1½"	Pair	PS .64† ✠ without screws (Bulk Pack available: price on application)	10 Pr.	200 Pr.	43	PS
813	Loose Pin Back Flap	1½"	Pair	PS .75† ✠ without screws	10 Pr.	200 Pr.	49	PS
		1¾"	Pair	PS .97† ✠ without screws	10 Pr.	100 Pr.	34	PS
		2"	Pair	PS 1.16† ✠ without screws	10 Pr.	100 Pr.	43	PS
814	Fast Spun Back Flap	¾"	Pair	PS .40† ✠ without screws	10 Pr.	500 Pr.	51	PS
		1"	Pair	PS .44† ✠ without screws	10 Pr.	300 Pr.	40	PS
				K .47† ✠ without screws	10 Pr.	300 Pr.	40	.....
		1¼"	Pair	PS .51† ✠ without screws	10 Pr.	300 Pr.	59	PS
				K .56† ✠ without screws	10 Pr.	300 Pr.	59	.....
		1½"	Pair	PS .69† ✠ without screws	10 Pr.	200 Pr.	50	PS
				K .74† ✠ without screws	10 Pr.	200 Pr.	50	.....
		1¾"	Pair	PS .86† ✠ without screws	10 Pr.	200 Pr.	67	PS
				K .97† ✠ without screws	10 Pr.	200 Pr.	67	.....
		2"	Pair	PS 1.04† ✠ without screws	10 Pr.	100 Pr.	43	PS
CD814	Fast Spun Back Flap	1½"	Pack	F .79	5 Pks.	100 Pks.	33	F
		1½"	Pack	K .79	5 Pks.	100 Pks.	33	K
823	Plain Steel Hinge			**Use prices of No. 241PS**				
827	Offset, Blind Hinge	3"	Pair	PS 1.50† ✠ without screws	2 Pr.	100 Pr.	37	PS
		4"	Pair	PS 1.91† ✠ without screws	2 Pr.	50 Pr.	26	PS
		5"	Pair	PS 2.69† ✠ without screws	2 Pr.	50 Pr.	36	PS
		5½"	Pair	PS 3.15† ✠ without screws	2 Pr.	50 Pr.	42	PS
		6"	Pair	PS 3.26† ✠ without screws	2 Pr.	30 Pr.	32	PS
		8"*	Pair	PS 4.55† without screws	2 Pr.	20 Pr.	44	PS
827KBP	Offset, Blind Hinge	3"	Pair	KBP 3.03† ✠	2 Pr.	100 Pr.	37	.....
		4"	Pair	KBP 3.98† ✠	2 Pr.	50 Pr.	26	.....
		5"	Pair	KBP 4.62† ✠	2 Pr.	50 Pr.	36	.....
		5½"	Pair	KBP 5.49† ✠	2 Pr.	50 Pr.	42	.....
		6"	Pair	KBP 6.27† ✠	2 Pr.	30 Pr.	32	.....
828	Parliament Hinge	3"	Pair	PS 1.54† without screws	5 Pr.	100 Pr.	38	.....
		4"	Pair	PS 1.97† without screws	5 Pr.	50 Pr.	30	.....
		5"	Pair	PS 2.79† without screws	1 Pr.	50 Pr.	40	.....
		6"	Pair	PS 3.34† without screws	1 Pr.	30 Pr.	32	.....
		8"	Pair	PS 5.00† without screws	1 Pr.	20 Pr.	48	.....

*This item to be discontinued. Available subject to prior sale.

FINISH SYMBOL COMPARISON TABLE

Stanley	F	K	KBP	PS	RBP
U. S. Govt.	US4	US2C	....	....	....

Prices are per unit as indicated in "Order and Price Unit" column unless otherwise specified.

All prices are for items furnished with screws (as specified in catalog) unless otherwise stated in price list.

✠These prices apply to items as listed. To price other finishes or packing see page IV.

CLASS NO.	PRODUCT	SIZE	ORDER AND PRICE UNIT	FINISHES AND PRICES	BOX QUAN.	CASE QUAN.	CASE WEIGHT (LBS.)	QUIK-SHIP Items
830	Parliament Hinge	3″	Pair	**PS $1.50†** without screws	5 Pr.	100 Pr.	33	**PS**
		4″	Pair	**PS 1.75†** without screws	5 Pr.	50 Pr.	26	**PS**
		5″	Pair	**PS 2.69†** without screws	1 Pr.	50 Pr.	36	**PS**
		6″	Pair	**PS 3.07†** without screws	1 Pr.	30 Pr.	32	**PS**
830RBP	Parliament Hinge	3″	Pair	**Price on application**	5 Pr.	100 Pr.	33	.....
		4″	Pair	**Price on application**	5 Pr.	50 Pr.	26	**RBP**
		5″	Pair	**Price on application**	1 Pr.	50 Pr.	36	.....
		6″	Pair	**Price on application**	1 Pr.	30 Pr.	32	**RBP**
838	Narrow, Fast Pin Hinge	1″	Pair	**PS .20†** ✠ without screws (Bulk Pack available: price on application)	10 Pr.	600 Pr.	26	**PS**
				K .25† ✠ without screws	10 Pr.	600 Pr.	26	**K**
		1½″	Pair	**PS .27†** ✠ without screws	10 Pr.	300 Pr.	25	**PS**
				K .30† ✠ without screws	10 Pr.	300 Pr.	25	**K**
		2″	Pair	**PS .32†** ✠ without screws	10 Pr.	300 Pr.	46	**PS**
				K .35† ✠ without screws	10 Pr.	300 Pr.	46	**K**
		2½″	Pair	**PS .37†** ✠ without screws	10 Pr.	300 Pr.	61	**PS**
				K .40† ✠ without screws	10 Pr.	300 Pr.	61	**K**
		3″	Pair	**PS .51†** ✠ without screws	10 Pr.	200 Pr.	70	**PS**
				K .55† ✠ without screws	10 Pr.	200 Pr.	70	**K**
		4″	Pair	**PS .95†** ✠ without screws	5 Pr.	60 Pr.	42	**PS**
CD838K	Narrow, Fast Pin Hinge	1″	Pack	**K .29**	5 Pks.	100 Pks.	7	**K**
		1½″	Pack	**K .36**	5 Pks.	100 Pks.	12	**K**
		2″	Pack	**K .39**	5 Pks.	100 Pks.	20	**K**
		2½″	Pack	**K .45**	5 Pks.	100 Pks.	27	**K**
		3″	Pack	**K .58**	5 Pks.	100 Pks.	42	**K**
840	Narrow, Loose Pin Hinge	1″	Pair	**PS .21†** ✠ without screws (Bulk Pack available: price on application)	10 Pr.	600 Pr.	26	**PS**
		1½″	Pair	**PS .28†** ✠ without screws	10 Pr.	300 Pr.	25	**PS**
		2″	Pair	**PS .33†** ✠ without screws	10 Pr.	300 Pr.	46	**PS**
		2½″	Pair	**PS .38†** ✠ without screws	10 Pr.	300 Pr.	61	**PS**
		3″	Pair	**PS .53†** ✠ without screws	10 Pr.	200 Pr.	70	**PS**
		4″	Pair	**PS .97†** ✠ without screws	5 Pr.	60 Pr.	42	**PS**
850	Extra Heavy Full Surface	2″ x 2″	Pair	**PS 1.12†** ✠ without screws	5 Pr.	100 Pr.	37	**PS**
		2½″ x 2½″	Pair	**PS 1.97†** ✠ without screws	5 Pr.	100 Pr.	65	**PS**
		3″ x 3″	Pair	**PS 2.51†** ✠ without screws	1 Pr.	50 Pr.	50	**PS**
		3½″ x 3″*	Pair	**PS 3.24†** ✠ without screws	1 Pr.	50 Pr.	66	.....
		3½″ x 3½″	Pair	**PS 3.93†** ✠ without screws	1 Pr.	25 Pr.	36	**PS**
		4″ x 4″	Pair	**PS 5.01†** ✠ without screws	1 Pr.	25 Pr.	51	**PS**
		4½″ x 4½″	Pair	**PS 6.30†** ✠ without screws	1 Pr.	20 Pr.	55	**PS**
		5″ x 5″	Pair	**PS 9.45†** ✠ without screws	1 Pr.	20 Pr.	69	**PS**
		6″ x 6″	Pair	**PS 14.43†** ✠ without screws	1 Pr.	10 Pr.	57	**PS**
850KBP	Extra Heavy Full Surface	3½″ x 3″*	Pair	**KBP 4.54†** ✠ without screws	1 Pr.	50 Pr.	66	.....
850RBP	Extra Heavy Full Surface	3½″ x 3″*	Pair	**RBP 5.00†** ✠ without screws	1 Pr.	50 Pr.	...	.....
BB852**	Triple Weight Prison	5″ x 6″	Pair	**P 68.91†**	1 Pr.	To order	10 (Pr.)	**P**
BB855**	Special Double Weight	5″ x 6″	Pair	**P 55.13†**	1 Pr.	To order	7 (Pr.)	**P**
BB855¼**	Special Double Weight	5″ x 6″	Pair	**P 51.49†**	1 Pr.	To order	7 (Pr.)	**P**
W856	"H" Cabinet	.....	Pair	**J1 .60↓**	•25 Pr.	100 Pr.	20	**J1**
	Hinge	.....	Pair	**D3 .70↓**	•25 Pr.	100 Pr.	20	**D3**
CDW856	"H" Cabinet	3″	Pack	**J1 .63**	10 Pks.	50 Pks.	12	**J1**
	Hinge	3″	Pack	**D3 .73**	10 Pks.	50 Pks.	12	**D3**
W856⅜	"H" Cabinet	3″	Pair	**J1 .65**	•25 Pr.	100 Pr.	21	**J1**
	Hinge	3″	Pair	**D3 .75**	•25 Pr.	100 Pr.	21	**D3**
CDW856⅜	"H" Cabinet	3″	Pack	**J1 .68**	10 Pks.	50 Pks.	13	**J1**
	Hinge	3″	Pack	**D3 .78**	10 Pks.	50 Pks.	13	**D3**

*This item to be discontinued. Available subject to prior sale.

**Prices cover items furnished no holes, not swaged and primed for painting. For all other applications write for prices and submit detail.

FINISH SYMBOL COMPARISON TABLE							
Stanley	D3	J1	K	KBP	P	PS	RBP
U. S. Govt.	....	US1D	US2C	....	USP	....	....

Prices are per unit as indicated in "Order and Price Unit" column unless otherwise specified.

All prices are for items furnished with screws (as specified in catalog) unless otherwise stated in price list.

● These items packed in individual "poly" bags.

✠ These prices apply to items as listed. To price other finishes or packing see page IV.

CLASS NO.	PRODUCT	SIZE	ORDER AND PRICE UNIT	FINISHES AND PRICES	BOX QUAN.	CASE QUAN.	CASE WEIGHT (LBS.)	QUIK-SHIP Items
W857	"H" Cabinet Hinge	3"	Pair	**J1** $0.67 +	•25 Pr.	100 Pr.	21	**J1**
		3"	Pair	**D3** .77 +	•25 Pr.	100 Pr.	21	**D3**
		7"	Pair	**J1** 2.40 +	5 Pr.	25 Pr.	25	**J1**
CDW857J1	"H" Cabinet Hinge	3"	Pack	**J1** .70	5 Pks.	100 Pks.	25	**J1**
CDW857D3	"H" Cabinet Hinge	3"	Pack	**D3** .80	5 Pks.	100 Pks.	25	**D3**
W857⅜	"H" Cabinet Hinge	3"	Pair	**J1** .72 +	•25 Pr.	100 Pr.	22	**J1**
		3"	Pair	**D3** .82 +	•25 Pr.	100 Pr.	22	**D3**
CDW857⅜J1	"H" Cabinet Hinge	3"	Pack	**J1** .75	5 Pks.	100 Pks.	26	**J1**
CDW857⅜D3	"H" Cabinet Hinge	3"	Pack	**D3** .85	5 Pks.	100 Pks.	26	**D3**
W858	"H-L" Cabinet Hinge	3"	Pair	**J1** .80 +	•25 Pr.	100 Pr.	25	**J1**
		3"	Pair	**D3** .90 +	•25 Pr.	100 Pr.	25	**D3**
		7"	Pair	**J1** 3.10 +	5 Pr.	25 Pr.	38	**J1**
CDW858J1	"H-L" Cabinet Hinge	3"	Pack	**J1** .85	5 Pks.	100 Pks.	29	**J1**
CDW858D3	"H-L" Cabinet Hinge	3"	Pack	**D3** .95	5 Pks.	100 Pks.	29	**D3**
W858⅜	"H-L" Cabinet Hinge	3"	Pair	**J1** .85 +	•25 Pr.	100 Pr.	26	**J1**
		3"	Pair	**D3** .95 +	•25 Pr.	100 Pr.	26	**D3**
CDW858⅜J1	"H-L" Cabinet Hinge	3"	Pack	**J1** .90	5 Pks.	100 Pks.	30	**J1**
CDW858⅜D3	"H-L" Cabinet Hinge	3"	Pack	**D3** 1.00	5 Pks.	100 Pks.	30	**D3**
875	Double Acting Hinge	¾"	Pair	**C** 1.07↑ ✠ (Bulk Pack available: price on application)	•10 Pr.	300 Pr.	46	**C**
		1"	Pair	**C** 1.45↑ ✠ (Bulk Pack available: price on application)	•10 Pr.	300 Pr.	62	**C**
		1⅛"	Pair	**C** 1.67↑ ✠	•10 Pr.	150 Pr.	34	**C**
		1¼"	Pair	**C** 1.75↑ ✠	•10 Pr.	150 Pr.	47	**C**
CD875F	Double Acting Hinge	¾"	Pack	**F** 1.10	5 Pks.	100 Pks.	18	**F**
900	Light Strap Hinge	2"	Pair	**PS** .25↑ ✠ without screws	10 Pr.	300 Pr.	33	**PS**
				K .37↑ ✠ without screws	10 Pr.	300 Pr.	33	**K**
		3"	Pair	**PS** .26↑ ✠ without screws	10 Pr.	300 Pr.	60	**PS**
				K .39↑ ✠ without screws	10 Pr.	300 Pr.	60	**K**
		4"	Pair	**PS** .36↑ ✠ without screws	10 Pr.	150 Pr.	43	**PS**
				K .49↑ ✠ without screws	10 Pr.	150 Pr.	43	**K**
		5"	Pair	**PS** .46↑ ✠ without screws	5 Pr.	100 Pr.	44	**PS**
				K .86↑ ✠ without screws	5 Pr.	100 Pr.	44	**K**
		6"	Pair	**PS** .51↑ ✠ without screws	5 Pr.	60 Pr.	39	**PS**
				K .98↑ ✠ without screws	5 Pr.	60 Pr.	39	**K**
		8"	Pair	**PS** .91↑ ✠ without screws	5 Pr.	30 Pr.	38	**PS**
				K 1.51↑ ✠ without screws	5 Pr.	30 Pr.	38	.....
CD900K	Light Strap Hinge	2"	Pack	**K** .48	5 Pks.	100 Pks.	16	**K**
		3"	Pack	**K** .51	5 Pks.	100 Pks.	26	**K**
		4"	Pack	**K** .68	5 Pks.	100 Pks.	37	**K**
SC900	Light Strap Hinge	2"	Pair	**PS** .43↓ ✠	•10 Pr.	100 Pr.	14	**PS**
				K .48 ✠	•10 Pr.	100 Pr.	14	.....
		3"	Pair	**PS** .46↑ ✠	•10 Pr.	100 Pr.	23	**PS**
				K .51 ✠	•10 Pr.	100 Pr.	23	.....
		4"	Pair	**PS** .62 ✠	•10 Pr.	100 Pr.	33	**PS**
				K .68 ✠	•10 Pr.	100 Pr.	33	.....
		5"	Pair	**PS** .87↑ ✠	•10 Pr.	100 Pr.	48	**PS**
				K 1.17 ✠	•10 Pr.	100 Pr.	48	.....
		6"	Pair	**PS** .98↑ ✠	• 5 Pr.	50 Pr.	38	**PS**
				K 1.33 ✠	• 5 Pr.	50 Pr.	38	.....

FINISH SYMBOL COMPARISON TABLE

Stanley	C	D3	F	J1	K	PS
U. S. Govt.	US3	....	US4	US1D	US2C	....

Prices are per unit as indicated in "Order and Price Unit" column unless otherwise specified.

All prices are for items furnished with screws (as specified in catalog) unless otherwise stated in price list.

+ For finishes or packing not listed, price on application.

• These items packed in individual "poly" bags.

✠ These prices apply to items as listed. To price other finishes or packing see page IV.

CLASS NO.	PRODUCT	SIZE	ORDER AND PRICE UNIT	FINISHES AND PRICES	BOX QUAN.	CASE QUAN.	CASE WEIGHT (LBS.)	QUIK-SHIP Items
SC900RBP	Light Strap Hinge	2"*	Pair	RBP $1.11† ✠	1 Pr.	100 Pr.	16	RBP
		3"	Pair	RBP 1.22† ✠	●10 Pr.	100 Pr.	25	RBP
		4"	Pair	RBP 1.49† ✠	●10 Pr.	100 Pr.	35	RBP
		5"*	Pair	RBP 1.84† ✠	●10 Pr.	100 Pr.	50	.....
		6"	Pair	RBP 2.55† ✠	● 5 Pr.	50 Pr.	40	RBP
902	Heavy Strap Hinge	4"	Pair	PS .70† ✠ without screws	5 Pr.	100 Pr.	49	PS
				K 1.03† ✠ without screws	5 Pr.	100 Pr.	49	K
		5"	Pair	PS .96† ✠ without screws	5 Pr.	60 Pr.	41	PS
				K 1.39† ✠ without screws	5 Pr.	60 Pr.	41	K
		6"	Pair	PS 1.02† ✠ without screws	5 Pr.	30 Pr.	46	PS
				K 1.63† ✠ without screws	5 Pr.	30 Pr.	46	K
		8"	Pair	PS 1.73† ✠ without screws	.....	10 Pr.	28	PS
				K 2.74† ✠ without screws	.....	10 Pr.	28	K
		10"	Pair	PS 3.01† ✠ without screws	.....	5 Pr.	22	PS
				K 4.67† ✠ without screws	.....	5 Pr.	22	K
		12"	Pair	PS 6.41† ✠ without screws	.....	5 Pr.	32	PS
				K 8.57† ✠ without screws	.....	5 Pr.	32	.....
SC902	Heavy Strap Hinge	4"	Pair	PS .99 ✠	1 Pr.	100 Pr.	59	PS
				K 1.10 ✠	1 Pr.	100 Pr.	59	.....
		5"	Pair	PS 1.38† ✠	1 Pr.	50 Pr.	41	PS
				K 1.57 ✠	1 Pr.	50 Pr.	41	.....
		6"	Pair	PS 1.48† ✠	1 Pr.	25 Pr.	42	PS
				K 1.92 ✠	1 Pr.	25 Pr.	42	.....
		8"	Pair	PS 2.37† ✠	1 Pr.	20 Pr.	61	PS
				K 3.08 ✠	1 Pr.	20 Pr.	61	.....
		10"	Pair	PS 3.70† ✠	1 Pr.	10 Pr.	48	PS
				K 4.86 ✠	1 Pr.	10 Pr.	48	.....
		12"	Pair	PS 7.35† ✠	1 Pr.	10 Pr.	74	PS
				K 8.61 ✠	1 Pr.	10 Pr.	74	.....
SC902RBP	Heavy Strap Hinge	4"	Pair	RBP 1.86† ✠	1 Pr.	100 Pr.	60	RBP
		5"	Pair	RBP 2.95† ✠	1 Pr.	50 Pr.	45	RBP
		6"	Pair	RBP 3.50† ✠	1 Pr.	25 Pr.	45	RBP
		8"	Pair	RBP 5.38† ✠	1 Pr.	20 Pr.	64	RBP
		10"	Pair	RBP 9.53† ✠	1 Pr.	10 Pr.	50	RBP
V902K	Heavy Strap Hinge	4"	Pack	K 1.10	2 Pks.	20 Pks.	12	K
		5"	Pack	K 1.57	2 Pks.	20 Pks.	17	K
		6"	Pack	K 1.92	2 Pks.	20 Pks.	34	K
		8"	Pack	K 3.08	2 Pks.	10 Pks.	31	K
		10"	Pack	K 4.86	2 Pks.	10 Pks.	47	K
904	Light T-Hinge	2"	Pair	PS .27† ✠ without screws	10 Pr.	300 Pr.	38	PS
				K .39† ✠ without screws	10 Pr.	300 Pr.	38	K
		3"	Pair	PS .28† ✠ without screws	10 Pr.	300 Pr.	66	PS
				K .41† ✠ without screws	10 Pr.	300 Pr.	66	K
		4"	Pair	PS .38† ✠ without screws	10 Pr.	150 Pr.	43	PS
				K .49† ✠ without screws	10 Pr.	150 Pr.	43	K
		5"	Pair	PS .48† ✠ without screws	5 Pr.	100 Pr.	40	PS
				K .86† ✠ without screws	5 Pr.	100 Pr.	40	K
		6"	Pair	PS .57† ✠ without screws	5 Pr.	100 Pr.	50	PS
				K 1.02† ✠ without screws	5 Pr.	100 Pr.	50	K
		8"	Pair	PS .97† ✠ without screws	5 Pr.	50 Pr.	40	PS
				K 1.55† ✠ without screws	5 Pr.	50 Pr.	40	.....
904RBP	Light T-Hinge	6"	Pair	RBP 2.21† ✠ without screws	5 Pr.	100 Pr.	54	RBP
CD904K	Light T-Hinge	2"	Pack	K .54	5 Pks.	100 Pks.	17	K
		3"	Pack	K .58	5 Pks.	100 Pks.	29	K
		4"	Pack	K .68	5 Pks.	100 Pks.	35	K

*This item to be discontinued. Available subject to prior sale.

FINISH SYMBOL COMPARISON TABLE

Stanley	K	PS	RBP
U. S. Govt.	US2C	....	....

Prices are per unit as indicated in "Order and Price Unit" column unless otherwise specified.

All prices are for items furnished with screws (as specified in catalog) unless otherwise stated in price list.

● These items packed in individual "poly" bags.

✠ These prices apply to items as listed. To price other finishes or packing see page IV.

CLASS NO.	PRODUCT	SIZE	ORDER AND PRICE UNIT	FINISHES AND PRICES	BOX QUAN.	CASE QUAN.	CASE WEIGHT (LBS.)	QUIK-SHIP Items
SC904	Light T-Hinge	3″	Pair	**PS** $0.49↑ ✠	•10 Pr.	100 Pr.	26	**PS**
				K .58 ✠	•10 Pr.	100 Pr.	26	.....
		4″	Pair	**PS** .67↑ ✠	•10 Pr.	100 Pr.	32	**PS**
				K .68 ✠	•10 Pr.	100 Pr.	32	.....
		5″	Pair	**PS** .89↑ ✠	•10 Pr.	100 Pr.	48	**PS**
				K 1.17 ✠	•10 Pr.	100 Pr.	48	.....
		6″	Pair	**PS** 1.04↑ ✠	• 5 Pr.	50 Pr.	28	**PS**
				K 1.36 ✠	• 5 Pr.	50 Pr.	28	.....
		8″	Pair	**PS** 1.52↑ ✠	1 Pr.	50 Pr.	52	**PS**
				K 1.96 ✠	1 Pr.	50 Pr.	52	.....
SC904RBP	Light T-Hinge	3″	Pair	**RBP** 1.32↑ ✠	•10 Pr.	100 Pr.	27	**RBP**
		4″	Pair	**RBP** 1.60↑ ✠	•10 Pr.	100 Pr.	34	**RBP**
		6″	Pair	**RBP** 2.66↑ ✠	• 5 Pr.	50 Pr.	32	**RBP**
906	Heavy T-Hinge	4″	Pair	**PS** .88↑ ✠ without screws	5 Pr.	100 Pr.	39	**PS**
		5″	Pair	**PS** 1.13↑ ✠ without screws	5 Pr.	60 Pr.	36	**PS**
		6″	Pair	**PS** 1.17↑ ✠ without screws	5 Pr.	60 Pr.	43	**PS**
		8″	Pair	**PS** 2.01↑ ✠ without screws	5 Pr.	60 Pr.	59	**PS**
SC906	Heavy T-Hinge	6″	Pair	**PS** 1.72↑ ✠	• 5 Pr.	50 Pr.	41	**PS**
				K 2.13 ✠	• 5 Pr.	50 Pr.	41	.....
		8″	Pair	**PS** 2.77↑ ✠	1 Pr.	50 Pr.	61	**PS**
				K 3.33 ✠	1 Pr.	50 Pr.	61	.....
SC906RBP	Heavy T-Hinge	4″*	Pair	**RBP** 2.59↑ ✠	1 Pr.	100 Pr.	50	.....
		5″*	Pair	**RBP** 3.52↑ ✠	• 5 Pr.	50 Pr.	40	**RBP**
		6″	Pair	**RBP** 4.43↑ ✠	• 5 Pr.	50 Pr.	44	**RBP**
		8″	Pair	**RBP** 6.81↑ ✠	1 Pr.	50 Pr.	64	.....
908	Extra Heavy T-Hinge	4″	Pair	**PS** .88↑ ✠ without screws	5 Pr.	100 Pr.	64	**PS**
				K 1.31↑ ✠ without screws	5 Pr.	100 Pr.	64	**K**
		5″	Pair	**PS** 1.13↑ ✠ without screws	5 Pr.	50 Pr.	50	**PS**
				K 1.70↑ ✠ without screws	5 Pr.	50 Pr.	50	**K**
		6″	Pair	**PS** 1.17↑ ✠ without screws	5 Pr.	30 Pr.	53	**PS**
				K 1.79↑ ✠ without screws	5 Pr.	30 Pr.	53	**K**
		8″	Pair	**PS** 2.01↑ ✠ without screws	.....	10 Pr.	29	**PS**
				K 2.93↑ ✠ without screws	.....	10 Pr.	29	**K**
		10″	Pair	**PS** 3.29↑ ✠ without screws	.....	5 Pr.	22	**PS**
		12″	Pair	**PS** 8.04↑ ✠ without screws	.....	5 Pr.	31	**PS**
SC908	Extra Heavy T-Hinge	4″	Pair	**PS** 1.22↓ ✠	1 Pr.	50 Pr.	35	**PS**
				K 1.35 ✠	1 Pr.	50 Pr.	35	.....
		5″	Pair	**PS** 1.63↑ ✠	1 Pr.	50 Pr.	57	**PS**
				K 2.02 ✠	1 Pr.	50 Pr.	57	.....
		6″	Pair	**PS** 1.72↑ ✠	1 Pr.	25 Pr.	48	**PS**
				K 2.13 ✠	1 Pr.	25 Pr.	48	.....
		8″	Pair	**PS** 2.77↑ ✠	1 Pr.	20 Pr.	64	**PS**
				K 3.33 ✠	1 Pr.	20 Pr.	64	.....
		10″	Pair	**PS** 4.20↑ ✠	1 Pr.	10 Pr.	49	**PS**
				K 5.27 ✠	1 Pr.	10 Pr.	49	.....
		12″	Pair	**PS** 9.16↑ ✠	1 Pr.	10 Pr.	66	**PS**
				K 10.50 ✠	1 Pr.	10 Pr.	66	.....
SC908RBP	Extra Heavy T-Hinge	4″	Pair	**RBP** 2.72↑ ✠	1 Pr.	50 Pr.	37	**RBP**
		5″	Pair	**RBP** 3.75↑ ✠	1 Pr.	50 Pr.	68	**RBP**
		6″	Pair	**RBP** 4.43↑ ✠	1 Pr.	25 Pr.	50	**RBP**
		8″	Pair	**RBP** 6.81↑ ✠	1 Pr.	20 Pr.	67	**RBP**
		10″	Pair	**RBP** 10.56↑ ✠	1 Pr.	10 Pr.	51	**RBP**
		12″	Pair	**RBP** 19.93↑ ✠	1 Pr.	10 Pr.	68	**RBP**
V908K	Extra Heavy T-Hinge	4″	Pack	**K** 1.35	2 Pks.	20 Pks.	16	**K**
		5″	Pack	**K** 2.02	2 Pks.	20 Pks.	23	**K**
		6″	Pack	**K** 2.13	2 Pks.	20 Pks.	39	**K**
		8″	Pack	**K** 3.33	2 Pks.	10 Pks.	32	**K**
		10″	Pack	**K** 5.27	2 Pks.	10 Pks.	51	**K**

*This item to be discontinued. Available subject to prior sale.

FINISH SYMBOL COMPARISON TABLE

Stanley	K	PS	RBP
U. S. Govt.	US2C	....	....

Prices are per unit as indicated in "Order and Price Unit" column unless otherwise specified.

All prices are for items furnished with screws (as specified in catalog) unless otherwise stated in price list.

• These items packed in individual "poly" bags.

✠ These prices apply to items as listed. To price other finishes or packing see page IV.

CLASS NO.	PRODUCT	SIZE	ORDER AND PRICE UNIT	FINISHES AND PRICES	BOX QUAN.	CASE QUAN.	CASE WEIGHT (LBS.)	QUIK-SHIP Items
911	Safety Hasp	2½"	Each	PS $0.22† ✠ without screws	10 Pcs.	300 Pcs.	33	PS
				K .36† ✠ without screws	10 Pcs.	300 Pcs.	33	K
		3½"	Each	PS .26† ✠ without screws	10 Pcs.	150 Pcs.	35	PS
				K .43† ✠ without screws	10 Pcs.	150 Pcs.	35	K
		4½"	Each	PS .34† ✠ without screws	10 Pcs.	100 Pcs.	38	PS
				K .56† ✠ without screws	10 Pcs.	100 Pcs.	38	K
		6"	Each	PS .53† ✠ without screws	5 Pcs.	50 Pcs.	35	PS
				K .84† ✠ without screws	5 Pcs.	50 Pcs.	35	K
CD911K	Safety Hasp	2½"	Pack	K .39	5 Pks.	100 Pks.	16	K
SC911	Safety Hasp	2½"	Each	PS .35† ✠	●10 Pcs.	100 Pcs.	13	PS
				K .38† ✠	●10 Pcs.	100 Pcs.	13	K
		3½"	Each	PS .42† ✠	●10 Pcs.	100 Pcs.	26	PS
				K .46† ✠	●10 Pcs.	100 Pcs.	26	K
		4½"	Each	PS .49† ✠	●10 Pcs.	100 Pcs.	41	PS
				K .61† ✠	●10 Pcs.	100 Pcs.	41	K
		6"	Each	PS .78† ✠	● 5 Pcs.	50 Pcs.	38	PS
				K .91† ✠	● 5 Pcs.	50 Pcs.	38	K
912	Hinge Hasp	3"	Each	PS .25† ✠ without screws	10 Pcs.	300 Pcs.	49	PS
				K .46† ✠ without screws	10 Pcs.	300 Pcs.	49	K
		4½"	Each	PS .37† ✠ without screws	10 Pcs.	200 Pcs.	42	PS
				K .59† ✠ without screws	10 Pcs.	200 Pcs.	42	K
		6"	Each	PS .58† ✠ without screws	10 Pcs.	100 Pcs.	44	PS
				K .86† ✠ without screws	10 Pcs.	100 Pcs.	44	.....
		8"	Each	PS .81† ✠ without screws	5 Pcs.	50 Pcs.	35	PS
CD912K	Hinge Hasp	3"	Pack	K .53	5 Pks.	100 Pks.	22	K
913	Staples	No. 2	Each	PS .13† ✠ without screws	.....	To order	..	PS
		No. 3	Each	PS .15† ✠ without screws	25 Pcs.	500 Pcs.	28	PS
		No. 6	Each	PS .17† ✠ without screws	25 Pcs.	500 Pcs.	51	PS
		No. 8	Each	PS .34† ✠ without screws	25 Pcs.	500 Pcs.	68	PS
915	Safety Hasp	3½"	Each	PS .38† ✠ without screws	10 Pcs.	150 Pcs.	40	PS
				K .49† ✠ without screws	10 Pcs.	150 Pcs.	40	K
		4½"	Each	PS .47† ✠ without screws	10 Pcs.	100 Pcs.	37	PS
				K .60† ✠ without screws	10 Pcs.	100 Pcs.	37	K
		6"	Each	PS .76† ✠ without screws	5 Pcs.	50 Pcs.	35	PS
				K 1.05† ✠ without screws	5 Pcs.	50 Pcs.	35	K
		7"	Each	PS 2.57† ✠ without screws	5 Pcs.	25 Pcs.	45	PS
CD915K	Safety Hasp	3½"	Pack	K .58	5 Pks.	100 Pks.	33	K
		4½"	Pack	K .69	5 Pks.	100 Pks.	43	K
SC915	Safety Hasp	3½"	Each	PS .51† ✠	●10 Pcs.	100 Pcs.	29	PS
				K .56† ✠	●10 Pcs.	100 Pcs.	29	K
		4½"	Each	PS .62† ✠	●10 Pcs.	100 Pcs.	39	PS
				K .66† ✠	●10 Pcs.	100 Pcs.	39	K
		6"	Each	PS .99† ✠	● 5 Pcs.	50 Pcs.	38	PS
				K 1.16† ✠	● 5 Pcs.	50 Pcs.	38	K
SC915RBP	Safety Hasp	3½"	Each	RBP 1.39† ✠	●10 Pcs.	100 Pcs.	31	RBP
		4½"	Each	RBP 1.76† ✠	●10 Pcs.	100 Pcs.	41	RBP
		6"	Each	RBP 2.77† ✠	● 5 Pcs.	50 Pcs.	40	RBP
917	Safety Hasp	3½"	Each	PS .64† ✠ without screws	10 Pcs.	150 Pcs.	38	PS
				K .80† ✠ without screws	10 Pcs.	150 Pcs.	38	K
		4½"	Each	PS .75† ✠ without screws	10 Pcs.	100 Pcs.	33	PS
				K .96† ✠ without screws	10 Pcs.	100 Pcs.	33	K
		6"	Each	PS .96† ✠ without screws	5 Pcs.	50 Pcs.	29	PS
				K 1.28† ✠ without screws	5 Pcs.	50 Pcs.	29	K
CD917K	Safety Hasp	3½"	Pack	K .92	5 Pks.	100 Pks.	31	K
SC917	Safety Hasp	3½"	Each	PS .85† ✠	●10 Pcs.	100 Pcs.	28	PS
				K .91† ✠	●10 Pcs.	100 Pcs.	28	K
		4½"	Each	PS .96† ✠	●10 Pcs.	100 Pcs.	36	PS
				K 1.04† ✠	●10 Pcs.	100 Pcs.	36	K
		6"	Each	PS 1.24† ✠	● 5 Pcs.	50 Pcs.	31	PS
				K 1.35† ✠	● 5 Pcs.	50 Pcs.	31	K

FINISH SYMBOL COMPARISON TABLE

Stanley	K	PS	RBP
U. S. Govt.	US2C	....	....

Prices are per unit as indicated in "Order and Price Unit" column unless otherwise specified.

All prices are for items furnished with screws (as specified in catalog) unless otherwise stated in price list.

● These items packed in individual "poly" bags.

✠ These prices apply to items as listed. To price other finishes or packing see page IV.

CLASS NO.	PRODUCT	SIZE	ORDER AND PRICE UNIT	FINISHES AND PRICES	BOX QUAN.	CASE QUAN.	CASE WEIGHT (LBS.)	QUIK-SHIP Items
918	Latching Safety Hasp	3½"	Each	PS $0.53† ✠ without screws	10 Pcs.	150 Pcs.	33	PS
				K .68† ✠ without screws	10 Pcs.	150 Pcs.	33	K
		4½"	Each	PS .67† ✠ without screws	10 Pcs.	150 Pcs.	40	PS
				K .84† ✠ without screws	10 Pcs.	150 Pcs.	40	K
CD918	Latching Safety Hasp	3½"	Pack	K .86	5 Pks.	100 Pks.	31	K
SC918	Latching Safety Hasp	3½"	Each	K .84† ✠	•10 Pcs.	100 Pcs.	25	K
		4½"	Each	K 1.00† ✠	•10 Pcs.	100 Pcs.	30	K
925	Safety Hasp	3"	Each	PS .86† ✠ without screws	10 Pcs.	150 Pcs.	30	PS
		4"*	Each	PS 1.31† ✠ without screws	5 Pcs.	100 Pcs.	56	.....
CD925K	Safety Hasp	3"	Pack	K .90	5 Pks.	100 Pks.	28	K
941	Hinge Hasp	7½"	Each	PS 2.15† ✠ without screws	5 Pcs.	50 Pcs.	54	PS
941RBP	Hinge Hasp	7½"	Each	RBP 3.59† ✠	5 Pcs.	50 Pcs.	54	RBP
951	Screw Hook & Strap Hinge	6"	Pair	PS 2.02† ✠ without screws	1 Pr.	10 Pr.	17	PS
				K 2.46† ✠ without screws	1 Pr.	10 Pr.	17	K
		8"	Pair	PS 2.18† ✠ without screws	1 Pr.	10 Pr.	19	PS
				K 2.67† ✠ without screws	1 Pr.	10 Pr.	19	K
		10"	Pair	PS 2.84† ✠ without screws	1 Pr.	10 Pr.	30	PS
				K 3.62† ✠ without screws	1 Pr.	10 Pr.	30	K
		12"	Pair	PS 3.22† ✠ without screws	1 Pr.	10 Pr.	31	PS
				K 4.04† ✠ without screws	1 Pr.	10 Pr.	31	K
		14"	Pair	PS 4.52† ✠ without screws	.....	5 Pr.	28	PS
				K 5.93† ✠ without screws	.....	5 Pr.	28	.....
		16"	Pair	PS 5.04† ✠ without screws	.....	5 Pr.	31	PS
				K 6.52† ✠ without screws	.....	5 Pr.	31	.....
		18"	Pair	PS 5.88† ✠ without screws	.....	5 Pr.	39	PS
				K 7.63† ✠ without screws	.....	5 Pr.	39	.....
		20"*	Pair	PS 6.30† ✠ without screws	.....	5 Pr.	41	PS
		24"	Pair	PS 8.51† ✠ without screws	.....	1 Pr.	12	PS
V951K	Screw Hook & Strap Hinge	6"	Pack	K 2.95	2 Pks.	20 Pks.	34	K
		8"	Pack	K 3.25	2 Pks.	20 Pks.	39	K
952	Bolt Hook & Strap Hinge	6"	Pair	PS 3.47† ✠ without screws	1 Pr.	10 Pr.	21	PS
				K 4.02† ✠ without screws	1 Pr.	10 Pr.	21	.....
		8"	Pair	PS 3.63† ✠ without screws	1 Pr.	10 Pr.	24	PS
				K 4.27† ✠ without screws	1 Pr.	10 Pr.	24	.....
		10"	Pair	PS 4.35† ✠ without screws	1 Pr.	10 Pr.	38	PS
				K 5.25† ✠ without screws	1 Pr.	10 Pr.	38	.....
		12"	Pair	PS 4.81† ✠ without screws	1 Pr.	10 Pr.	42	PS
				K 5.54† ✠ without screws	1 Pr.	10 Pr.	42	.....
		14"	Pair	PS 6.86† ✠ without screws	.....	5 Pr.	37	PS
				K 8.38† ✠ without screws	.....	5 Pr.	37	.....
		16"	Pair	PS 7.39† ✠ without screws	.....	5 Pr.	39	PS
				K 8.93† ✠ without screws	.....	5 Pr.	39	.....
		18"	Pair	PS 8.19† ✠ without screws	.....	5 Pr.	47	PS
				K 9.94† ✠ without screws	.....	5 Pr.	47	.....
953	Screw Hook & Eye Hinge	½" x 4"	Pair	PS 3.41† ✠	.....	5 Pr.	5	PS
BB957	Triple Weight Full Surface Hinge	Up to 36"	Pair	**Prices on application**	.....	To order	44 (Pr.)	.....
		37" to 48"	Pair	**Prices on application**	.....	To order	54 (Pr.)	.....
		49" to 60"	Pair	**Prices on application**	.....	To order	60 (Pr.)	.....
		61" to 72"	Pair	**Prices on application**	.....	To order	70 (Pr.)	.....
BB959	Triple Weight Full Surface Hinge	Up to 36"	Pair	**Prices on application**	.....	To order	54 (Pr.)	.....
		37" to 48"	Pair	**Prices on application**	.....	To order	70 (Pr.)	.....
		49" to 60"	Pair	**Prices on application**	.....	To order	85 (Pr.)	.....
		61" to 72"	Pair	**Prices on application**	.....	To order	100 (Pr.)	.....

*This item to be discontinued. Available subject to prior sale.

FINISH SYMBOL COMPARISON TABLE

Stanley	J	K	PS
U. S. Govt.	US1B	US2C	....

Prices are per unit as indicated in "Order and Price Unit" column unless otherwise specified.

All prices are for items furnished with screws (as specified in catalog) unless otherwise stated in price list.

● These items packed in individual "poly" bags.

✠ These prices apply to items as listed. To price other finishes or packing see page IV.

CLASS NO.	PRODUCT	SIZE	ORDER AND PRICE UNIT	FINISHES AND PRICES			BOX QUAN.	CASE QUAN.	CASE WEIGHT (LBS.)	QUIK-SHIP Items
SC966	Garage Door Hinge	8"*	Pair	J	$3.34†		1 Pr.	10 Pr.	35	.....
		10"	Pair	J	5.34†		1 Pr.	10 Pr.	50	J
		12"*	Pair	J	9.27†		1 Pr.	10 Pr.	68	J
974	Hook & Staple	4"	Each	PS	.21†	✠ without screws	10 Pcs.	150 Pcs.	20	PS
		5"	Each	PS	.29†	✠ without screws	10 Pcs.	150 Pcs.	34	PS
		6"	Each	PS	.36†	✠ without screws	10 Pcs.	150 Pcs.	38	PS
975	Hasp & Staple	4"	Each	PS	.63†	✠ without screws	10 Pcs.	100 Pcs.	20	PS
		5"	Each	PS	.68†	✠ without screws	10 Pcs.	100 Pcs.	27	PS
		6"	Each	PS	.79†	✠ without screws	10 Pcs.	100 Pcs.	31	PS
976	Staple	1"	Each	PS	1.53†	✠ per 100 pcs.	100 Pcs.	5,000 Pcs.	32	PS
		1½"	Each	PS	2.00†	✠ per 100 pcs.	100 Pcs.	5,000 Pcs.	55	PS
		2"	Each	PS	2.48†	✠ per 100 pcs.	100 Pcs.	2,500 Pcs.	47	PS
		2½"	Each	PS	3.55†	✠ per 100 pcs.	100 Pcs.	1,000 Pcs.	31	PS
		3"	Each	PS	4.47†	✠ per 100 pcs.	50 Pcs.	1,000 Pcs.	45	PS
991	Burr	¼"	Pound	PS	.81†		1 Lb.	50 Lbs.	53	PS—1 lb. box
		No. 6	Pound	PS	.97†		1 Lb.	50 Lbs.	53	.....
		3/16"	Pound	PS	.97†		1 Lb.	50 Lbs.	53	PS—1 lb. box
		No. 8	Pound	PS	1.04†		1 Lb.	50 Lbs.	53	PS—1 lb. box
993½	Stake Holder	1¾" x 3"	Each	PS	1.05†	without screws	.....	30 Pcs.	42	PS

CLASS NO.	PRODUCT	SIZE (INCHES)	ORDER AND PRICE UNIT	FINISHES AND PRICES			CASE QUAN.	CASE WEIGHT (LBS.)	QUIK-SHIP Items
				Finish; PS					
994■	Washer	3/16"	Pound	**$25.50**	per 100 lbs. in 200 lb. case		200 lb.	205	PS—5 lb. box or 200 lb. case
		¼"	Pound	**22.20**	per 100 lbs. in 200 lb. case		200 lb.	205	PS—5 lb. box or 200 lb. case
		5/16"	Pound	**21.70**	per 100 lbs. in 200 lb. case		200 lb.	205	PS—5 lb. box or 200 lb. case
		3/8"	Pound	**21.00**	per 100 lbs. in 200 lb. case		200 lb.	205	PS—5 lb. box or 200 lb. case
		7/16"	Pound	**21.00**	per 100 lbs. in 200 lb. case		200 lb.	205	PS—5 lb. box or 200 lb. case
		½"	Pound	**20.80**	per 100 lbs. in 200 lb. case		200 lb.	205	PS—5 lb. box or 200 lb. case
		5/8"	Pound	**20.40**	per 100 lbs. in 200 lb. case		200 lb.	205	PS—5 lb. box or 200 lb. case
		¾"	Pound	**20.30**	per 100 lbs. in 200 lb. case		200 lb.	205	PS—5 lb. box or 200 lb. case
		7/8"	Pound	**20.30**	per 100 lbs. in 200 lb. case		200 lb.	205	PS—5 lb. box or 200 lb. case
		1"	Pound	**20.30**	per 100 lbs. in 200 lb. case		200 lb.	205	PS—5 lb. box or 200 lb. case
		1⅛"*	Pound	**20.30***	per 100 lbs. in 200 lb. case		200 lb.	205	.....
		1¼"*	Pound	**20.60***	per 100 lbs. in 200 lb. case		200 lb.	205	.....

■Subject to special discount schedule (supplied on request)

CLASS NO.	PRODUCT	SIZE	ORDER AND PRICE UNIT	FINISHES AND PRICES			BOX QUAN.	CASE QUAN.	CASE WEIGHT (LBS.)	QUIK-SHIP Items
V994K	Washers	3/16"	Pack	K	$0.21†		20 Pks.	500 Pks.	40	K
		¼"	Pack	K	.21†		10 Pks.	400 Pks.	55	K
		5/16"	Pack	K	.21†		10 Pks.	200 Pks.	36	K
		3/8"	Pack	K	.21†		10 Pks.	200 Pks.	35	K
		½"	Pack	K	.21†		10 Pks.	250 Pks.	49	K
		Assorted	Pack	K	.21†		10 Pks.	250 Pks.	53	K

*This item to be discontinued. Available subject to prior sale.

FINISH SYMBOL COMPARISON TABLE

Stanley	K	PS	R
U. S. Govt.	US2C	....	US2H

Prices are per unit as indicated in "Order and Price Unit" column unless otherwise specified.

All prices are for items furnished with screws (as specified in catalog) unless otherwise stated in price list.

✠These prices apply to items as listed. To price other finishes or packing see page IV.

CLASS NO.	PRODUCT	SIZE	ORDER AND PRICE UNIT	FINISHES AND PRICES	BOX QUAN.	CASE QUAN.	CASE WEIGHT (LBS.)	QUIK-SHIP Items
995	Mending Plate	⅝" x 2"	Each	**PS** **$5.36**† ✠ per 100 pcs. without screws	25 Pcs.	1,000 Pcs.	21	**PS**
				K **7.14**† ✠ per 100 pcs. without screws	25 Pcs.	1,000 Pcs.	21	**K**
		⅝" x 2½"	Each	**PS** **6.06**† ✠ per 100 pcs. without screws	25 Pcs.	1,000 Pcs.	35	**PS**
				K **7.90**† ✠ per 100 pcs. without screws	25 Pcs.	1,000 Pcs.	35	**K**
		¾" x 3"	Each	**PS** **6.43**† ✠ per 100 pcs. without screws	25 Pcs.	500 Pcs.	29	**PS**
				K **9.15**† ✠ per 100 pcs. without screws	25 Pcs.	500 Pcs.	29	**K**
		⅞" x 4"	Each	**PS** **9.05**† ✠ per 100 pcs. without screws	25 Pcs.	500 Pcs.	47	**PS**
				K **13.09**† ✠ per 100 pcs. without screws	25 Pcs.	500 Pcs.	47	**K**
		1" x 5"	Each	**PS** **13.34**† ✠ per 100 pcs. without screws	25 Pcs.	200 Pcs.	28	**PS**
				K **17.47**† ✠ per 100 pcs. without screws	25 Pcs.	200 Pcs.	28	**K**
		1⅛" x 6"	Each	**PS** **16.07**† ✠ per 100 pcs. without screws	25 Pcs.	200 Pcs.	42	**PS**
				K **21.42**† ✠ per 100 pcs. without screws	25 Pcs.	200 Pcs.	42	**K**
		1¼" x 8"	Each	**PS** **26.38**† ✠ per 100 pcs. without screws	10 Pcs.	100 Pcs.	35	**PS**
				K **33.90**† ✠ per 100 pcs. without screws	10 Pcs.	100 Pcs.	35	**K**
CD995K	Mending Plate	2"	Pack	**K** **.25**	5 Pks.	100 Pks.	7	**K**
		4"	Pack	**K** **.30**	5 Pks.	100 Pks.	27	**K**
995½	T-Plate	2½" x 2½"	Each	**PS** **19.76**† ✠ per 100 pcs. without screws	25 Pcs.	1,000 Pcs.	49	**PS**
				K **23.63**† ✠ per 100 pcs. without screws	25 Pcs.	1,000 Pcs.	49	**K**
		3" x 3"	Each	**PS** **22.79**† ✠ per 100 pcs. without screws	25 Pcs.	600 Pcs.	42	**PS**
				K **27.04**† ✠ per 100 pcs. without screws	25 Pcs.	600 Pcs.	42	**K**
		4" x 4"	Each	**PS** **31.24**† ✠ per 100 pcs. without screws	25 Pcs.	400 Pcs.	47	**PS**
				K **37.32**† ✠ per 100 pcs. without screws	25 Pcs.	400 Pcs.	47	**K**
		5" x 5"	Each	**PS** **51.77**† ✠ per 100 pcs. without screws	25 Pcs.	200 Pcs.	42	**PS**
				K **62.30**† ✠ per 100 pcs. without screws	25 Pcs.	200 Pcs.	42	**K**
CD995½K	T-Plate	3" x 3"	Pack	**K** **.44**	5 Pks.	100 Pks.	22	**K**
996½	Corner Iron Brace	1" x 1"	Each	**D7** **10.97**† ✠ per 100 pcs. without screws (Bulk Pack available: price on application)	25 Pcs.	500 Pcs.	16	**D7**
		2" x 2"	Each	**D7** **18.59**† ✠ per 100 pcs. without screws (Bulk Pack available: price on application)	25 Pcs.	500 Pcs.	32	**D7**
CD996½BL	Corner Iron Brace	1" x 1"	Pack	**BL** **.48**	5 Pks.	100 Pks.	22	**BL**
997	Corner Brace	1"	Each	**PS** **4.68**† ✠ per 100 pcs. without screws	25 Pcs.	1,000 Pcs.	20	**PS**
				K **6.49**† ✠ per 100 pcs. without screws	25 Pcs.	1,000 Pcs.	20	**K**
		1½"	Each	**PS** **5.90**† ✠ per 100 pcs. without screws	25 Pcs.	1,000 Pcs.	37	**PS**
				K **8.49**† ✠ per 100 pcs. without screws	25 Pcs.	1,000 Pcs.	37	**K**
		2"	Each	**PS** **7.10**† ✠ per 100 pcs. without screws	25 Pcs.	500 Pcs.	35	**PS**
				K **9.63**† ✠ per 100 pcs. without screws	25 Pcs.	500 Pcs.	35	**K**
		2½"	Each	**PS** **9.83**† ✠ per 100 pcs. without screws	25 Pcs.	500 Pcs.	49	**PS**
				K **14.06**† ✠ per 100 pcs. without screws	25 Pcs.	500 Pcs.	49	**K**
		3"	Each	**PS** **12.96**† ✠ per 100 pcs. without screws	25 Pcs.	250 Pcs.	41	**PS**
				K **17.63**† ✠ per 100 pcs. without screws	25 Pcs.	250 Pcs.	41	**K**
		3½"	Each	**PS** **16.61**† ✠ per 100 pcs. without screws	25 Pcs.	200 Pcs.	43	**PS**
				K **23.52**† ✠ per 100 pcs. without screws	25 Pcs.	200 Pcs.	43	**K**
		4"	Each	**PS** **24.20**† ✠ per 100 pcs. without screws	10 Pcs.	100 Pcs.	31	**PS**
				K **31.69**† ✠ per 100 pcs. without screws	10 Pcs.	100 Pcs.	31	**K**
		5"	Each	**PS** **34.57**† ✠ per 100 pcs. without screws	10 Pcs.	100 Pcs.	51	**PS**
				K **46.94**† ✠ per 100 pcs. without screws	10 Pcs.	100 Pcs.	51	**K**
		6"	Each	**PS** **46.66**† ✠ per 100 pcs. without screws	10 Pcs.	60 Pcs.	40	**PS**
				K **65.44**† ✠ per 100 pcs. without screws	10 Pcs.	60 Pcs.	40	**K**
		8"	Each	**PS** **66.74**† ✠ per 100 pcs. without screws	5 Pcs.	50 Pcs.	60	**PS**
				K **94.25**† ✠ per 100 pcs. without screws	5 Pcs.	50 Pcs.	60	**K**
CD997K	Corner Brace	1½"	Pack	**K** **.24**	5 Pks.	100 Pks.	13	**K**
		2"	Pack	**K** **.27**	5 Pks.	100 Pks.	21	**K**
		2½"	Pack	**K** **.32**	5 Pks.	100 Pks.	30	**K**
		3"	Pack	**K** **.39**	5 Pks.	100 Pks.	44	**K**

FINISH SYMBOL COMPARISON TABLE

Stanley	BL	D7	K	PS
U. S. Govt.	....	....	US2C	....

Prices are per unit as indicated in "Order and Price Unit" column unless otherwise specified.

All prices are for items furnished with screws (as specified in catalog) unless otherwise stated in price list.

✠These prices apply to items as listed. To price other finishes or packing see page IV.

CLASS NO.	PRODUCT	SIZE	ORDER AND PRICE UNIT	FINISHES AND PRICES	BOX QUAN.	CASE QUAN.	CASE WEIGHT (LBS.)	QUIK-SHIP Items
999	Flat Corner Iron	⅜" x 1½"	Each	PS $5.51† ✠ per 100 pcs. without screws	25 Pcs.	1,000 Pcs.	18	PS
				K 6.38† ✠ per 100 pcs. without screws	25 Pcs.	1,000 Pcs.	18	K
		⅜" x 2"	Each	PS 5.86† ✠ per 100 pcs. without screws	25 Pcs.	1,000 Pcs.	26	PS
				K 6.71† ✠ per 100 pcs. without screws	25 Pcs.	1,000 Pcs.	26	K
		⅜" x 2½"*	Each	PS 6.71† per 100 pcs. without screws	25 Pcs.	1,000 Pcs.	33	.....
		½" x 2½"	Each	PS 7.64† ✠ per 100 pcs. without screws	25 Pcs.	1,000 Pcs.	46	PS
				K 9.25† ✠ per 100 pcs. without screws	25 Pcs.	1,000 Pcs.	46	K
		½" x 3"	Each	PS 8.74† ✠ per 100 pcs. without screws	25 Pcs.	500 Pcs.	27	PS
				K 11.04† ✠ per 100 pcs. without screws	25 Pcs.	500 Pcs.	27	K
		⅝" x 3"	Each	PS 9.05† ✠ per 100 pcs. without screws	25 Pcs.	500 Pcs.	34	PS
				K 11.35† ✠ per 100 pcs. without screws	25 Pcs.	500 Pcs.	34	K
		⅝" x 3½"	Each	PS 9.35† ✠ per 100 pcs. without screws	25 Pcs.	500 Pcs.	39	PS
				K 11.95† ✠ per 100 pcs. without screws	25 Pcs.	500 Pcs.	39	K
		⅝" x 4"	Each	PS 11.26† ✠ per 100 pcs. without screws	25 Pcs.	500 Pcs.	45	PS
				K 16.29† ✠ per 100 pcs. without screws	25 Pcs.	500 Pcs.	45	K
		¾" x 4"	Each	PS 12.60† ✠ per 100 pcs. without screws	25 Pcs.	500 Pcs.	54	PS
				K 17.63† ✠ per 100 pcs. without screws	25 Pcs.	500 Pcs.	54	K
		⅞" x 5"	Each	PS 18.48† ✠ per 100 pcs. without screws	25 Pcs.	200 Pcs.	33	PS
				K 26.83† ✠ per 100 pcs. without screws	25 Pcs.	200 Pcs.	33	K
		1" x 6"	Each	PS 25.26† ✠ per 100 pcs. without screws	25 Pcs.	200 Pcs.	50	PS
				K 30.22† ✠ per 100 pcs. without screws	25 Pcs.	200 Pcs.	50	K
		1½" x 8"	Each	PS 52.08† ✠ per 100 pcs. without screws	10 Pcs.	60 Pcs.	36	PS
				K 65.65† ✠ per 100 pcs. without screws	10 Pcs.	60 Pcs.	36	K
CD999K	Flat Corner Iron	⅜" x 2"	Pack	K .19	5 Pks.	100 Pks.	9	K
		½" x 2½"	Pack	K .24	5 Pks.	100 Pks.	14	K
		½" x 3"	Pack	K .27	5 Pks.	100 Pks.	16	K
		⅝" x 4"	Pack	K .35	5 Pks.	100 Pks.	28	K
1010	Cane Bolt	12"	Each	K 2.86†	2 Pcs.	40 Pcs.	54	K
		18"	Each	K 3.28†	2 Pcs.	20 Pcs.	48	K
		24"	Each	K 4.75†	2 Pcs.	10 Pcs.	36	K
1052	Extra Heavy Cremone Bolt	.....	Each	KJ 54.60†	.....	1 Pc.	12	.....
1055	Chain Bolt	3"	Each	J, K, F 2.15† ✠	● 5 Pcs.	100 Pcs.	36	F, J, K
		4"	Each	J, K, F 2.25† ✠	● 5 Pcs.	50 Pcs.	30	F, J, K
		5"	Each	J, K, F 2.46† ✠	● 5 Pcs.	50 Pcs.	32	J, K
		6"	Each	J, K, F 2.46† ✠	● 5 Pcs.	50 Pcs.	53	F, J, K
		8"	Each	J, K, F 4.55† ✠	1 Pc.	25 Pcs.	49	J, K
CD1055	Chain Bolt	4"	Pack	F 2.25	5 Pks.	50 Pks.	36	F
		6"	Pack	K 2.46†	5 Pks.	50 Pks.	57	K
1056	Foot Bolt	3"	Each	J, K, F 2.15† ✠	● 5 Pcs.	100 Pcs.	22	F, J, K
		4"	Each	J, K, F 2.25† ✠	● 5 Pcs.	50 Pcs.	21	F, J, K
		5"	Each	J, K, F 2.46† ✠	● 5 Pcs.	50 Pcs.	25	J, K
		6"	Each	J, K, F 2.46† ✠	● 5 Pcs.	50 Pcs.	40	F, J, K
		8"	Each	J, K, F 4.55† ✠	1 Pc.	25 Pcs.	39	J, K
CD1056	Foot Bolt	4"	Pack	F 2.25	5 Pks.	50 Pks.	30	F
		6"	Pack	K 2.46†	5 Pks.	50 Pks.	49	K
1057	Foot Bolt	6"	Each	J, K 2.46† ✠	● 5 Pcs.	50 Pcs.	40	J
CD1076F	Barrel Bolt	2½"	Pack	F .45	5 Pks.	100 Pks.	20	F
1078	Barrel Bolt	2½"	Each	J, K .32† ✠ without screws	10 Pcs.	150 Pcs.	17	J
		3"	Each	J, K .35† ✠ without screws	10 Pcs.	150 Pcs.	21	J
		4"	Each	J, K .39† ✠ without screws	10 Pcs.	100 Pcs.	18	J
		5"	Each	J, K .64† ✠ without screws	10 Pcs.	100 Pcs.	24	J
		6"	Each	J, K .78† ✠ without screws	10 Pcs.	60 Pcs.	17	J
CD1078F	Barrel Bolt	2½"	Pack	F .41	5 Pks.	100 Pks.	15	F
		3"	Pack	F .44	5 Pks.	100 Pks.	19	F
		4"	Pack	F .51	5 Pks.	100 Pks.	23	F

*This item to be discontinued. Available subject to prior sale.

FINISH SYMBOL COMPARISON TABLE

Stanley	F	J	K	KJ	PS
U. S. Govt.	US4	US1B	US2C	....	....

Prices are per unit as indicated in "Order and Price Unit" column unless otherwise specified.

All prices are for items furnished with screws (as specified in catalog) unless otherwise stated in price list.

● These items packed in individual "poly" bags.

✠ These prices apply to items as listed. To price other finishes or packing see page IV.

CLASS NO.	PRODUCT	SIZE	ORDER AND PRICE UNIT	FINISHES AND PRICES			BOX QUAN.	CASE QUAN.	CASE WEIGHT (LBS.)	QUIK-SHIP Items
SC1078	Barrel Bolt	2½"	Each	J	$0.43↑ ✠		•10 Pcs.	150 Pcs.	19	J
				K	.43 ✠		•10 Pcs.	150 Pcs.	19	K
		3"	Each	J	.47↑ ✠		•10 Pcs.	150 Pcs.	23	J
				K	.47 ✠		•10 Pcs.	150 Pcs.	23	K
		4"	Each	J	.50↑ ✠		•10 Pcs.	100 Pcs.	20	J
				K	.50↓ ✠		•10 Pcs.	100 Pcs.	20	K
		5"	Each	J	.72↑ ✠		•10 Pcs.	100 Pcs.	27	J
				K	.72 ✠		•10 Pcs.	100 Pcs.	27	K
		6"	Each	J	.93↑ ✠		•10 Pcs.	60 Pcs.	19	J
				K	.93 ✠		•10 Pcs.	60 Pcs.	19	K
1084	Heavy Barrel Bolt	4"	Each	J, K	.85↑ ✠	without screws	10 Pcs.	100 Pcs.	36	J
		6"	Each	J, K	1.21↑ ✠	without screws	5 Pcs.	50 Pcs.	30	J
		8"	Each	J, K	2.29↑ ✠	without screws	5 Pcs.	25 Pcs.	30	J
SC1084	Heavy Barrel Bolt	4"	Each	J, K	.99↑ ✠		•10 Pcs.	100 Pcs.	37	J
		6"	Each	J, K	1.39↑ ✠		• 5 Pcs.	50 Pcs.	32	J
		8"	Each	J, K	2.54↑ ✠		5 Pcs.	25 Pcs.	32	J
1088	Heavy Square Spring Bolt	6"	Each	J, K	2.12↑ ✠	without screws	10 Pcs.	50 Pcs.	46	J
		8"	Each	J, K	2.88↑ ✠	without screws	5 Pcs.	25 Pcs.	38	J
1102*	Heavy Square Spring Bolt	6"	Each	J, K	6.02↑	without screws	5 Pcs.	50 Pcs.	42	.....
1119R*	Shutter Bar and Holder	24"	Set	R	3.26↑	without screws	.....	5 Sets	18	R
		36"	Set	R	4.83↑	without screws	.....	5 Sets	26	R
		48"	Set	R	6.41↑	without screws	.....	5 Sets	34	R
W1124½	Bar Latch	3"	Each	J1	.72 +		•25 Pcs.	100 Pcs.	15	J1
		3"	Each	D3	.82 +		•25 Pcs.	100 Pcs.	15	D3
1134	Strike	No. 2	Each	J, K	.09 ✠		.....	To order	...	.....
		No. 3	Each	J, K	.11↑ ✠		.....	To order	...	.....
		No. 4	Each	J, K	.12↑ ✠		.....	To order	...	.....
		No. 5	Each	J, K	.16↑ ✠		.....	To order	...	.....
1136	Strike	No. 2	Each	J, K	.08 ✠		.....	To order	...	.....
		No. 3	Each	J, K	.09 ✠		.....	To order	...	.....
		No. 4	Each	J, K	.11↑ ✠		.....	To order	...	.....
		No. 5	Each	J, K	.15↑ ✠		.....	To order	...	.....
1138	Strike	.....	Each	K	.29↑ ✠		.....	To order	...	.....
1158	Screen Door Set	3" x 2½"	Set	K	1.04↑ ✠		• 5 Sets	25 Sets	16	K
				J	1.10↑ ✠		• 5 Sets	25 Sets	16	J
				F	1.31↑ ✠		• 5 Sets	25 Sets	16	F
1165	Transom Catch	No. 2	Each	K	2.98↑ ✠		10 Pcs.	100 Pcs.	40	K
1172	Screen Door Set	.....	Set	F	2.32 ✠		• 5 Sets	25 Sets	20	F
1174	Screen Door Set	.....	Set	F	2.32 ✠		• 5 Sets	25 Sets	19	F
1205	Chest Handle	No. 2¾	Pair	J, K	.75↑ ✠		5 Pr.	100 Pr.	47	J
		No. 3¼	Pair	J	1.00↑ ✠		5 Pr.	50 Pr.	41	J
				K	1.00↓ ✠		5 Pr.	50 Pr.	41	K
		No. 3½	Pair	J, K	1.10↑ ✠		5 Pr.	50 Pr.	48	J
		No. 4	Pair	J, K	1.42↑ ✠		5 Pr.	25 Pr.	33	J
		No. 4¾	Pair	J, K	2.05↑ ✠		5 Pr.	25 Pr.	51	J
CD1205K	Chest Handle	No. 2¾	Pack	K	.48		5 Pks.	100 Pks.	27	K
1207	Chest Handle	.....	Pair	J, K	.99↑ ✠		5 Pr.	50 Pr.	36	J
1214	Chest Handle	.....	Pair	J, K	3.15↑ ✠		5 Pr.	25 Pr.	33	J
1215	Trap Door Ring	No. 1	Each	J, K	.81↑ ✠		5 Pcs.	50 Pcs.	22	J
		No. 2	Each	J, K	1.08↑ ✠		5 Pcs.	50 Pcs.	29	J
V1215	Trap Door Ring	No. 1	Pack	K	.90		5 Pks.	100 Pks.	46	K
1226	Chest Handle	.....	Pair	K	2.23↑ ✠		5 Pr.	25 Pr.	41	K
1231	Door Stop	.....	Each	J, K	1.37↑ ✠		10 Pcs.	50 Pcs.	42	J
W1243	Pull & Thumb Latch	.....	Set	J1	2.45 +		5 Sets	100 Sets	60	J1
W1243½	Pull & Thumb Latch	.....	Set	J1	2.45 +		5 Sets	100 Sets	64	J1

*This item to be discontinued. Available subject to prior sale.

FINISH SYMBOL COMPARISON TABLE

Stanley	D3	F	J	J1	K	R
U. S. Govt.	....	US4	US1B	US1D	US2C	US2H

Prices are per unit as indicated in "Order and Price Unit" column unless otherwise specified.

All prices are for items furnished with screws (as specified in catalog) unless otherwise stated in price list.

+ For finishes or packing not listed, price on application.

• These items packed in individual "poly" bags.

✠ These prices apply to items as listed. To price other finishes or packing see page IV.

CLASS NO.	PRODUCT	SIZE	ORDER AND PRICE UNIT	FINISHES AND PRICES	BOX QUAN.	CASE QUAN.	CASE WEIGHT (LBS.)	QUIK-SHIP Items
1245	Padlock Eye	No. 2	Pair	K $0.40† ✠	10 Pr.	300 Pr.	58	K
1252	Extra Heavy Thumb Latch	.....	Set	J, K 5.52† ✠	1 Set	10 Sets	26	J
W1254*	Door or Drawer Pull	No. 1	Each	J1 .32	●25 Pcs.	100 Pcs.	8	J1
		No. 2	Each	J1 .60	●25 Pcs.	100 Pcs.	17	J1
1257	Door Pull	No. 1*	Each	J, K .12†*	25 Pcs.	200 Pcs.	12	.....
		No. 2	Each	J, K .32† ✠	10 Pcs.	200 Pcs.	23	J
		No. 3	Each	J, K .37† ✠	10 Pcs.	100 Pcs.	24	J
		No. 4*	Each	J, K 1.19†*	5 Pcs.	50 Pcs.	22	.....
1258	Pull	.....	Each	J, K 12.08† ✠ per 100 pcs.	25 Pcs.	200 Pcs.	11	J
1260	Thumb Latch	No. 1	Set	J, K 1.20† ✠	1 Set	100 Sets	31	J
		No. 2	Set	J, K 1.67† ✠	1 Set	50 Sets	24	J, K
		No. 3	Set	J, K 1.91† ✠	1 Set	50 Sets	34	J
		No. 4	Set	J, K 2.95† ✠	1 Set	25 Sets	30	J
V1260	Thumb Latch	No. 2	Pack	K 1.80	5 Pks.	100 Pks.	49	K
1261	Gate Latch	.....	Each	K .56 ✠	●10 Pcs.	100 Pcs.	42	K
V1261K	Gate Latch	.....	Pack	K .84	5 Pks.	100 Pks.	45	K
1261½	Gate Latch	.....	Each	K .84 ✠	10 Pcs.	100 Pcs.	37	K
1264	Extra Heavy Thumb Latch	.....	Set	J, K 18.11† ✠	1 Set	10 Sets	68	J
1265	Heavy Door Pull	.....	Each	J, K 2.31† ✠	5 Pcs.	25 Pcs.	24	J
1267	Gate Latch	.....	Each	K 1.50† ✠	● 5 Pcs.	50 Pcs.	40	K
CD1267K	Gate Latch	.....	Pack	K 1.52	5 Pks.	50 Pks.	45	K
1271	Flush Door Pull	.....	Each	J, K 1.51†	5 Pcs.	50 Pcs.	30	J
W1274	Door or Drawer Pull	.....	Each	J1 .29↓ +	●25 Pcs.	100 Pcs.	8	J1
		.....	Each	D3 .34↓ +	●25 Pcs.	100 Pcs.	8	D3
CDW1274J1	Door or Drawer Pull	.....	Pack	J1 .32↓	10 Pks.	50 Pks.	6	J1
CDW1274D3	Door or Drawer Pull	.....	Pack	D3 .37↓	10 Pks.	50 Pks.	6	D3
1280	Screen Door Latch	.....	Each	F, K 3.95† ✠	1 Pc.	10 Pcs.	7	F, K
V1280F	Screen Door Latch	.....	Pack	F 4.10†	5 Pks.	50 Pks.	30	F
1431	Ornamental Cabinet Hinge	.....	Pair	F .55† +	●10 Pr.	300 Pr.	46	F
		.....	Pair	N .67† +	●10 Pr.	300 Pr.	46	N

CLASS NO.	PRODUCT	SIZE (INCHES)	ORDER AND PRICE UNIT	FINISHES AND PRICES				CASE QUAN.★	CASE WEIGHT (LBS.)	QUIK-SHIP Items
				Finish; J	Finish; J1	Finish; K	Finish; KJ1			
BB1452	Full Surface Extra Hvy. Hinge	.....	Pair	$18.90†	$21.21†	$24.57†	$28.67†	10 Pr.	63	J
BB1456	Full Surface Extra Hvy. Hinge	12	Pair	19.53†	21.79†	24.99†	28.46†	12 Pr.	84	J
		24	Pair	24.68†	26.25†	30.45†	34.97†	1 Pr.	10	J
		36*	Pair	37.80†	....	....	....	1 Pr.	21	.....
BBTMS1456	Full Surface Extra Hvy. Hinge	12	Pair	21.84†	23.99†	27.20†	30.77†	12 Pr.	84	.....
		24	Pair	27.04†	28.56†	32.76†	37.28†	1 Pr.	10	.....
BB1458	Half Surface Extra Hvy. Hinge	12	Pair	19.53†	21.79†	24.99†	28.46†	12 Pr.	87	J
		18*	Pair	20.32†	21.79†	24.99†	28.98†	12 Pr.	108	.....
		24	Pair	24.68†	26.25†	30.45†	34.97†	1 Pr.	10	J
		36*	Pair	37.80†	41.48†	47.25†	53.13†	1 Pr.	21	J
BBTMS1458	Half Surface Extra Hvy. Hinge	12	Pair	21.84†	23.99†	27.20†	30.77†	12 Pr.	87	.....
		24	Pair	27.04†	28.56†	32.76†	37.28†	1 Pr.	10	.....

*This item to be discontinued. Available subject to prior sale.

★For box quantity, see catalog page.

FINISH SYMBOL COMPARISON TABLE									
Stanley	D3	F	J	J1	K	KJ1	N	PS
U. S. Govt.	....	US4	US1B	US1D	US2C	....	US14	....

Prices are per unit as indicated in "Order and Price Unit" column unless otherwise specified.

All prices are for items furnished with screws (as specified in catalog) unless otherwise stated in price list.

+ For finishes or packing not listed, price on application.

● These items packed in individual "poly" bags.

✠ These prices apply to items as listed. To price other finishes or packing see page IV.

CLASS NO.	PRODUCT	SIZE	ORDER AND PRICE UNIT	FINISHES AND PRICES		BOX QUAN.	CASE QUAN.	CASE WEIGHT (LBS.)	QUIK-SHIP Items
1474	Ornamental Cabinet Hinge	1½"	Pair	F, P	$0.55↑ +	•10 Pr.	300 Pr.	49	F, P
		.....	Pair	N	.67↑ +	•10 Pr.	300 Pr.	49	.....
1475	Ornamental Cabinet Hinge	1½"	Pair	F, P	.55↑ +	•10 Pr.	300 Pr.	61	F, P
		.....	Pair	N	.67↑ +	•10 Pr.	300 Pr.	61	N
		2"	Pair	F	.84↑ +	•10 Pr.	150 Pr.	50	F
		.....	Pair	N	.95↑ +	•10 Pr.	150 Pr.	50	N
CD1475F	Ornamental Cabinet Hinge	1½"	Pack	F	.60	5 Pks.	100 Pks.	23	F
1478	Ornamental Cabinet Hinge	.....	Pair	F	.55↑ +	•10 Pr.	300 Pr.	56	F
CD1478F	Ornamental Cabinet Hinge	.....	Pack	F	.60	5 Pks.	100 Pks.	21	F
CD1484F	Ornamental Cabinet Hinge	.....	Pack	F	.53	5 Pks.	100 Pks.	10	F
1490	Ornamental Cabinet Hinge	¾"	Pair	F	.37↑ +	•10 Pr.	300 Pr.	21	F
		1"	Pair	F	.44↑ +	•10 Pr.	300 Pr.	39	F
1490¼*	Ornamental Cabinet Hinge	1"	Pair	C	.85↑ +	•10 Pr.	300 Pr.	41	.....
1527	Semi-Concealed Cabinet Hinge	⅜" inset	Pair	P	.42 +	•25 Pr.	100 Pr.	19	P
		⅜" inset	Pair	CM	.59↓ +	•25 Pr.	100 Pr.	19	CM
		⅜" inset	Pair	A5, C, CMD	.72 +	•25 Pr.	100 Pr.	19	A5, C, CMD
		⅜" inset	Pair	D4	.76↑ +	•25 Pr.	100 Pr.	19	D4
		¾" inset	Pair	P	.42 +	•25 Pr.	100 Pr.	19	P
		¾" inset	Pair	CM	.59↓ +	•25 Pr.	100 Pr.	19	CM
		¾" inset	Pair	A5, C, CMD	.72 +	•25 Pr.	100 Pr.	19	A5, C, CMD
		¾" inset	Pair	D4	.76↑ +	•25 Pr.	100 Pr.	19	D4
CD1527CM	Semi-Concealed Cabinet Hinge	.....	Pack	CM	.62↓	10 Pks.	50 Pks.	12	CM
CD1527D4	Semi-Concealed Cabinet Hinge	.....	Pack	D4	.79↑	10 Pks.	50 Pks.	12	D4
CD1527K	Semi-Concealed Cabinet Hinge	.....	Pack	K	.62	5 Pks.	100 Pks.	22	K
1527½	Semi-Concealed Cabinet Hinge	⅜" inset	Pair	A5, C	1.25 +	•25 Pr.	100 Pr.	21	A5, C
		⅜" inset	Pair	CM, CMD	1.25 +	•25 Pr.	100 Pr.	21	CM, CMD
1529	Full Surface Cabinet Hinge	.....	Pair	P	.42 +	•25 Pr.	100 Pr.	14	P
		.....	Pair	CM	.70 +	•25 Pr.	100 Pr.	14	CM
		.....	Pair	A5, C, CMD	.72 +	•25 Pr.	100 Pr.	14	A5, C, CMD
CD1529K	Full Surface Cabinet Hinge	.....	Pack	K	.62	5 Pks.	100 Pks.	18	K
1535	Concealed Cabinet Hinge	.....	Pair	P	.52 +	•25 Pr.	100 Pr.	23	P
		.....	Pair	CM	.80 +	•25 Pr.	100 Pr.	23	CM
		.....	Pair	A5, C	.82 +	•25 Pr.	100 Pr.	23	A5, C
		.....	Pair	CMD, D4	.82 +	•25 Pr.	100 Pr.	23	CMD, D4
1536*	Semi-Concealed Cabinet Hinge	.....	Pair	CM	.70 +	•25 Pr.	100 Pr.	19	CM
1538	Semi-Concealed Cabinet Hinge	.....	Pair	P	.42 +	•25 Pr.	100 Pr.	15	P
		.....	Pair	CM	.70 +	•25 Pr.	100 Pr.	15	CM
		.....	Pair	A5, C, CMD	.72 +	•25 Pr.	100 Pr.	15	A5, C, CMD
1539	Full Surface Cabinet Hinge	.....	Pair	P	.42 +	•25 Pr.	100 Pr.	15	P
		.....	Pair	CM	.70 +	•25 Pr.	100 Pr.	15	CM
		.....	Pair	A5, C, CMD	.72 +	•25 Pr.	100 Pr.	15	A5, C, CMD
CD1539K	Full Surface Cabinet Hinge	.....	Pack	K	.62	5 Pks.	100 Pks.	17	K

*This item to be discontinued. Available subject to prior sale.

FINISH SYMBOL COMPARISON TABLE

Stanley	A5	C	CM	CMD	D4	F	K	N	P
U. S. Govt.	US10	US3	US26	US26D	....	US4	US2C	US14	USP

Prices are per unit as indicated in "Order and Price Unit" column unless otherwise specified.

All prices are for items furnished with screws (as specified in catalog) unless otherwise stated in price list.

+ For finishes or packing not listed, price on application.

• These items packed in individual "poly" bags.

CLASS NO.	PRODUCT	SIZE	ORDER AND PRICE UNIT	FINISHES AND PRICES		BOX QUAN.	CASE QUAN.	CASE WEIGHT (LBS.)	QUIK-SHIP Items
1540	Semi-Concealed Cabinet Hinge	⅜" inset	Pair	KB, P	$0.27 +	•25 Pr.	100 Pr.	19	KB, P
		⅜" inset	Pair	A5	.34 +	•25 Pr.	100 Pr.	19	A5
		⅜" inset	Pair	C	.28 +	•25 Pr.	100 Pr.	19	C
		⅜" inset	Pair	CM	.43 +	•25 Pr.	100 Pr.	19	CM
1544	Concealed Cabinet Hinge	¾" door	Pair	A5, ALD	1.90 +	•25 Pr.	100 Pr.	33	A5, ALD
		¾" door	Pair	CM, CMD	1.90 +	•25 Pr.	100 Pr.	33	CM, CMD
		1⅛" door	Pair	A5, ALD	1.90 +	•25 Pr.	100 Pr.	33	.....
		1⅛" door	Pair	CM, CMD	1.90 +	•25 Pr.	100 Pr.	33	CMD
1545	Concealed Cabinet Hinge	⅜" inset	Pair	A5, ALD	1.90 +	•25 Pr.	100 Pr.	33	A5, ALD
		⅜" inset	Pair	CM, CMD	1.90 +	•25 Pr.	100 Pr.	33	CM, CMD
		¾" inset	Pair	A5, ALD	1.90 +	•25 Pr.	100 Pr.	33	A5, ALD
		¾" inset	Pair	CM, CMD	1.90 +	•25 Pr.	100 Pr.	33	CMD
1565	Full Surface Cabinet Hinge	.....	Pair	P	.42 +	•25 Pr.	100 Pr.	17	P
		.....	Pair	CM	.70 +	•25 Pr.	100 Pr.	17	CM
		.....	Pair	A5, C, CMD	.72 +	•25 Pr.	100 Pr.	17	A5, C, CMD
1566	Full Surface Cabinet Hinge	.....	Pair	P	.42 +	•25 Pr.	100 Pr.	16	P
		.....	Pair	CM	.70 +	•25 Pr.	100 Pr.	16	CM
		.....	Pair	A5, C, CMD	.72 +	•25 Pr.	100 Pr.	16	A5, C, CMD
1583	Concealed Cabinet Hinge	1½" x ¾"	Pair	P	.42 +	•25 Pr.	100 Pr.	21	P
		1½" x ¾"	Pair	CM	.70 +	•25 Pr.	100 Pr.	21	CM
		1½" x ¾"	Pair	A5, C, CMD	.72 +	•25 Pr.	100 Pr.	21	A5, C, CMD
		2½" x ¾"	Pair	P	1.05 +	•10 Pr.	100 Pr.	39	P
		2½" x ¾"	Pair	CM	1.75 +	•10 Pr.	100 Pr.	39	CM
		2½" x ¾"	Pair	A5, C, CMD	1.80 +	•10 Pr.	100 Pr.	39	A5, CMD
1584	Concealed Cabinet Hinge	1½" x ¾"	Pair	P	.42 +	•25 Pr.	100 Pr.	21	P
		1½" x ¾"	Pair	CM	.70 +	•25 Pr.	100 Pr.	21	CM
		1½" x ¾"	Pair	A5, C, CMD	.72 +	•25 Pr.	100 Pr.	21	A5, C, CMD
		1½" x 1⅛"	Pair	P	.42 +	•25 Pr.	100 Pr.	21	P
		1½" x 1⅛"	Pair	CM	.70 +	•25 Pr.	100 Pr.	21	CM
		1½" x 1⅛"	Pair	A5, C, CMD	.72 +	•25 Pr.	100 Pr.	21	A5, C, CMD
1585	Concealed Cabinet Hinge	2½" x ¾"	Pair	P	1.05 +	•10 Pr.	100 Pr.	48	P
		2½" x ¾"	Pair	CM	1.75 +	•10 Pr.	100 Pr.	48	CM
		2½" x ¾"	Pair	A5, C, CMD	1.80 +	•10 Pr.	100 Pr.	48	A5, C, CMD
		2½" x 1"	Pair	P	1.05 +	•10 Pr.	100 Pr.	55	P
		2½" x 1"	Pair	CM	1.75 +	•10 Pr.	100 Pr.	55	.....
		2½" x 1"	Pair	A5, C, CMD	1.80 +	•10 Pr.	100 Pr.	55	CMD
		2½" x 1⅛"	Pair	P	1.05 +	•10 Pr.	100 Pr.	55	P
		2½" x 1⅛"	Pair	CM	1.75 +	•10 Pr.	100 Pr.	55	.....
		2½" x 1⅛"	Pair	A5, C, CMD	1.80 +	•10 Pr.	100 Pr.	55	A5, CMD
1584½*	Concealed Cabinet Hinge	2½" x ¾"	Pair	A5, C	3.75 +	•10 Pr.	100 Pr.	44	.....
		2½" x ¾"	Pair	CM, CMD	3.75 +	•10 Pr.	100 Pr.	44	CMD
SC1606x1652	Blind Hinge	.....	Set	R	3.23† ✠	1 Set	50 Sets	32	R
SC1620x1666	Blind Hinge	4"	Set	R	2.68† ✠	1 Set	50 Sets	41	R
1628RBP*	Reversible Shutter Hinge	.....	Pair	RBP	2.64†	5 Pr.	20 Pr.	31	.....
1629RBP*	Reversible Shutter Hinge	.....	Pair	RBP	2.64†	5 Pr.	20 Pr.	31	.....
1637	Gate Hinge	.....	Set	K	3.65† ✠	1 Set	10 Sets	25	K
SC1640	Blind Hinge	½" offset	Pair	PS	2.04† ✠	2 Pr.	50 Pr.	44	.....
		1 1/16" offset	Pair	PS	2.04† ✠	2 Pr.	50 Pr.	44	PS
SC1640R	Blind Hinge	½" offset	Pair	R	2.48† ✠	2 Pr.	50 Pr.	44	R
		1 1/16" offset	Pair	R	2.48† ✠	2 Pr.	50 Pr.	45	R
SC1644	Blind Hinge	.....	Pair	PS	2.46† ✠	2 Pr.	50 Pr.	56	PS
		.....	Pair	R	2.88† ✠	2 Pr.	50 Pr.	59	R

*This item to be discontinued. Available subject to prior sale.

FINISH SYMBOL COMPARISON TABLE

	ALD	A5	C	CM	CMD	K	KB	P	PS	R	RBP
Stanley											
U. S. Govt.	US28	US10	US3	US26	US26D	US2C	....	USP	....	US2H	....

Prices are per unit as indicated in "Order and Price Unit" column unless otherwise specified.

All prices are for items furnished with screws (as specified in catalog) unless otherwise stated in price list.

+ For finishes or packing not listed, price on application.

● These items packed in individual "poly" bags.

✠ These prices apply to items as listed. To price other finishes or packing see page IV.

CLASS NO.	PRODUCT	SIZE	ORDER AND PRICE UNIT	FINISHES AND PRICES	BOX QUAN.	CASE QUAN.	CASE WEIGHT (LBS.)	QUIK-SHIP Items
1664	Bolt Hook	½" x 6"	Each	PS $1.32† ✠	.....	10 Pcs.	6	PS
		⅝" x 7"	Each	PS 1.53† ✠	.....	10 Pcs.	11	PS
		¾" x 9"	Each	PS 2.27† ✠	.....	5 Pcs.	9	PS
1665	Screw Hook	½" x 4"	Each	PS .60† ✠	.....	10 Pcs.	3	PS
		⅝" x 5"	Each	PS .78† ✠	.....	10 Pcs.	6	PS
		¾" x 6"	Each	PS 1.16† ✠	.....	5 Pcs.	5	PS
		⅞" x 7"	Each	PS 1.49† ✠	.....	5 Pcs.	9	PS
1685	Blind Hold Back	.....	Pair	KJ1 2.38† ✠	1 Pr.	50 Pr.	33	KJ1
1685½	Blind Hold Back	.....	Pair	KJ1 3.22† ✠	1 Pr.	50 Pr.	36	KJ1
1687	Blind Hold Back	.....	Pair	KJ1 2.55† ✠	1 Pr.	50 Pr.	37	KJ1
1687½	Blind Hold Back	.....	Pair	KJ1 3.39† ✠	1 Pr.	50 Pr.	40	KJ1
1697K	Window Spring Bolt	2⅝"	Each	K .17† ✠	50 Pcs.	500 Pcs.	13	K
		3¼"	Each	K .19† ✠	25 Pcs.	500 Pcs.	34	K
1697¼	Window Spring Bolt	3¼"	Each	.65† ✠	25 Pcs.	500 Pcs.	36	Yes
1700	Screen or Storm Door Closer	.....	Each	AL 2.39	1 Pc.	36 Pcs.	63	AL
CD1700	Screen or Storm Door Closer	.....	Pack	AL 2.49	1 Pk.	20 Pks.	42	AL
1703	Screen or Storm Door Latch	.....	Set	AL 1.90	1 Set	36 Sets	32	AL
V1703	Screen or Storm Door Latch	.....	Pack	AL 1.98	5 Pks.	20 Pks.	18	AL
1707	Chain Door Stop	.....	Each	K .69	●12 Pcs.	72 Pcs.	36	K
V1707	Chain Door Stop	.....	Pack	K .75	5 Pks.	20 Pks.	11	K
1713*	Screen or Storm Sash Hanger	.....	Pair	K .57†	10 Pr.	100 Pr.	30	K
1716	Screen or Storm Sash Hanger	.....	Pair	K .34† ✠	●10 Pr.	100 Pr.	18	K
1716	Screen or Storm Sash Hanger	Eyes only	Pair	K .18† ✠	10 Pr.	500 Pr.	56	K
1717*	Screen or Storm Sash Hanger	.....	Pair	K .32†	●10 Pr.	100 Pr.	24	.....
1717*	Screen or Storm Sash Hanger	Eyes only	Pair	K .16†	10 Pr.	500 Pr.	62	.....
1724	Screen or Storm Sash Hanger	.....	Pair	K .22 ✠	●10 Pr.	100 Pr.	17	K
1724	Screen or Storm Sash Hanger	Eyes only	Pair	K .11 ✠	●10 Pr.	500 Pr.	48	K
1727	Sash Adjuster	.....	Set	K 1.95† ✠	● 5 Sets	50 Sets	27	K
CD1727K	Sash Adjuster	.....	Pack	K 2.00†	5 Pks.	100 Pks.	62	K
1728	Sash Adjuster	.....	Set	K 1.62† ✠	● 5 Sets	60 Sets	30	K
1734	Screen or Storm Sash Hanger	.....	Set	K .27† ✠	●10 Sets	100 Sets	20	K
CD1734K	Screen or Storm Sash Hanger	.....	Pack	K .34	5 Pks.	100 Pks.	23	K
1736	Door Guard	.....	Each	K 1.13† ✠	5 Pcs.	50 Pcs.	42	K
V1736K	Door Guard	.....	Pack	K 1.20	5 Pks.	50 Pks.	42	K
1738*	Screen Door Brace	.....	Each	K .63†	10 Pcs.	50 Pcs.	17	.....
1739	Screen Door Brace	.....	Each	K 1.16† ✠	10 Pcs.	50 Pcs.	27	K
V1739K	Screen Door Brace	.....	Pack	K 1.25	5 Pks.	50 Pks.	28	K
1742	Screen or Storm Sash Hanger	.....	Pair	K .23† ✠	●10 Pr.	100 Pr.	18	K
1742	Screen or Storm Sash Hanger	Eyes only	Pair	K .12† ✠	●10 Pr.	500 Pr.	47	K
1750	Screen Door Set	.....	Set	K 1.19† ✠	1 Set	25 Sets	25	K
		.....	Set	J 1.24† ✠	1 Set	25 Sets	25	J
		.....	Set	F 1.47† ✠	1 Set	25 Sets	25	F
V1750	Screen Door Set	.....	Pack	K 1.43	5 Pks.	50 Pks.	51	K

*These items to be discontinued.
Available subject to prior sale.

FINISH SYMBOL COMPARISON TABLE

Stanley	AL	F	J	K	KJ1	PS
U. S. Govt.	....	US4	US1B	US2C	....	....

Prices are per unit as indicated in "Order and Price Unit" column unless otherwise specified.

All prices are for items furnished with screws (as specified in catalog) unless otherwise stated in price list.

● These items packed in individual "poly" bags.

✠ These prices apply to items as listed. To price other finishes or packing see page IV.

CLASS NO.	PRODUCT	SIZE	ORDER AND PRICE UNIT	FINISHES AND PRICES	BOX QUAN.	CASE QUAN.	CASE WEIGHT (LBS.)	QUIK-SHIP Items
1751	Screen Door Hinge	.....	Pair	K $0.81† ✠	• 5 Pr.	50 Pr.	30	K
		.....	Pair	J .85† ✠	• 5 Pr.	50 Pr.	30	J
		.....	Pair	F 1.00† ✠	• 5 Pr.	50 Pr.	30	F
CD1751K	Screen Door Hinge	.....	Pack	K .52	5 Pks.	100 Pks.	34	K
1769	Cellar Window Set	.....	Set	K 2.42† ✠	5 Sets	60 Sets	34	K
1774	Garage Door Holder	.....	Pair	J, K 11.66†	.....	5 Pr.	43	J
W1858	Cabinet Strap Hinge	6½"	Pair	J1 1.25 +	10 Pr.	100 Pr.	34	J1
		6½"	Pair	D3 1.40 +	10 Pr.	100 Pr.	34	D3
		9"	Pair	J1 3.85 +	1 Pr.	50 Pr.	48	J1
		13"	Pair	J1 4.25 +	1 Pr.	25 Pr.	38	J1
		18"	Pair	J1 7.00 +	1 Pr.	25 Pr.	63	J1
W1858⅜	Cabinet Strap Hinge	6½"	Pair	J1 1.25 +	10 Pr.	100 Pr.	34	J1
		6½"	Pair	D3 1.40 +	10 Pr.	100 Pr.	34	D3
SC1860	Safety Hasp	3½"	Each	C 3.12† ✠	1 Pc.	100 Pcs.	33	C
		4½"	Each	C 3.63† ✠	1 Pc.	100 Pcs.	46	C
1956	Drop Leaf Support	6"	Pair	BL 2.12† ✠	1 Pr.	50 Pr.	26	BL
		8"	Pair	BL 2.22† ✠	1 Pr.	50 Pr.	30	BL
		10"	Pair	BL 2.50† ✠	1 Pr.	50 Pr.	37	BL
				(Bulk Pack available: price on application)				
CD1956	Drop Leaf Support	10"	Pack	BL 1.30	5 Pks.	100 Pks.	43	BL
2152	Screen Door Spring Hinge	.....	Pair	K 1.84† ✠	• 5 Pr.	25 Pr.	18	K
		.....	Pair	J, P 1.89† ✠	• 5 Pr.	25 Pr.	18	J, P
		.....	Pair	F 2.10† ✠	• 5 Pr.	25 Pr.	18	F
2154	Screen Door Spring Hinge	.....	Pair	K 1.84† ✠	• 5 Pr.	25 Pr.	17	K
		.....	Pair	J, P 1.89† ✠	• 5 Pr.	25 Pr.	17	J, P
		.....	Pair	F 2.10† ✠	• 5 Pr.	25 Pr.	17	F
CD2154	Screen Door Spring Hinge	.....	Pack	F 1.10	5 Pks.	100 Pks.	40	F
2550	Single Door Guide	.....	Set	J 2.88†	1 Set	50 Sets	82	J
2551	Double Door Guide	No. 2	Set	J 9.23†	1 Set	10 Sets	38	J
YW2552½*	Guide and Stop	.....	Set	J 4.58†	1 Set	10 Sets	28	J
2554	Stay Roller	.....	Each	J 8.28†	.....	10 Pcs.	59	J
2556	Bumper Shoes	.....	Pair	J 1.17†	5 Pr.	100 Pr.	51	J
2557*	Stay Roller	.....	Each	J 2.27†	.....	10 Pcs.	23	.....
2558	Stay Roller	.....	Each	J .99†	.....	50 Pcs.	27	J
2559*	Stay Roller	.....	Each	J 1.17†	.....	50 Pcs.	28	.....
2559½	Stay Roller	.....	Each	J 1.26†	.....	50 Pcs.	48	J
WT2600	Trolley Truck	.....	Pair	K 24.14†	.....	To order	12 (Pr.)	.....
BBWT2600	Trolley Truck	.....	Pair	K 33.85†	.....	To order	12 (Pr.)	.....
XT2600	Trolley Truck	.....	Pair	K 8.88†	1 Pr.	10 Pr.	19	K
BBXT2600	Trolley Truck	.....	Pair	K 13.51†	1 Pr.	10 Pr.	30	K
BBXT2600½	Trolley Truck	.....	Pair	K 12.26†	1 Pr.	25 Pr.	41	K
YT2600	Trolley Truck	.....	Pair	K 18.08†	.....	To order	9 (Pr.)	.....
BBYT2600	Trolley Truck	.....	Pair	K 23.00†	.....	To order	9 (Pr.)	.....
X2605	Hanger, Round the Corner	.....	Pair	K 16.38†	1 Pr.	10 Pr.	50	K
BBX2605	Hanger, Round the Corner	.....	Pair	K 28.27†	1 Pr.	10 Pr.	67	.....
BBX2605½	Hanger, Round the Corner	.....	Pair	K 16.38†	1 Pr.	10 Pr.	47	K

*This item to be discontinued. Available subject to prior sale.

FINISH SYMBOL COMPARISON TABLE

Stanley	BL	C	D3	F	J	J1	K	P
U. S. Govt.	....	US3	....	US4	US1B	US1D	US2C	USP

Prices are per unit as indicated in "Order and Price Unit" column unless otherwise specified.

All prices are for items furnished with screws, bolts or lag screws (as specified in catalog) unless otherwise stated in price list.

+ For finishes or packing not listed, price on application.

● These items packed in individual "poly" bags.

✠ These prices apply to items as listed. To price other finishes or packing see page IV.

CLASS NO.	PRODUCT	SIZE	ORDER AND PRICE UNIT	FINISHES AND PRICES	BOX QUAN.	CASE QUAN.	CASE WEIGHT (LBS.)	QUIK-SHIP Items
W2610-C	Track Bracket	.....	Each	J $3.25† without screws	.....	10 Pcs.	38	J
W2610-CS	Track Bracket	.....	Each	J 7.14† without screws	.....	10 Pcs.	49	J
Y2610-C	Track Bracket	.....	Each	J 2.62† without screws	.....	10 Pcs.	33	J
Y2610-CS	Track Bracket	.....	Each	J 5.89† without screws	.....	10 Pcs.	45	J
2640	Garage Door Brace	6′	Each	K 2.81†	.....	10 Pcs.	16	K
		8′	Each	K 3.64†	.....	10 Pcs.	20	K
W2641	Trolley Track	6′	Each	J 15.60†	.....	2 Pcs. (bdle.)	44 (bdle.)	J
		8′	Each	J 20.81†	.....	2 Pcs. (bdle.)	60 (bdle.)	J
		10′	Each	J 25.99†	.....	2 Pcs. (bdle.)	70 (bdle.)	J
W2641-CT	Curved Trolley Track	36″ Radius	Each	J 48.53†	.....	To order	18 (Pc.)	J
W2641-EC	End Cap	.....	Each	J .70†	.....	To order	32 (100 Pcs.)	J
X2641	Trolley Track	6′	Each	R 5.32	.....	4 Pcs. (bdle.)	38 (bdle.)	R
		8′	Each	R 7.09	.....	4 Pcs. (bdle.)	52 (bdle.)	R
		10′	Each	R 8.86	.....	4 Pcs. (bdle.)	66 (bdle.)	R
		12′	Each	R 10.64	.....	4 Pcs. (bdle.)	78 (bdle.)	R
X2641-CT	Curved Trolley Track	24″ Radius	Each	R 18.62	.....	To order	5 (Pc.)	R
		36″ Radius	Each	R 34.78	.....	To order	10 (Pc.)	R
X2641-EC	End Cap	.....	Each	LA .26†	.....	25 Pcs.	1	LA
XY2641	Trolley Track	8′	Each	R 9.13†	.....	2 Pcs. (bdle.)	38 (bdle.)	R
		10′	Each	R 11.41†	.....	2 Pcs. (bdle.)	44 (bdle.)	R
Y2641	Trolley Track	6′	Each	J 12.36†	.....	2 Pcs. (bdle.)	36 (bdle.)	J
		8′	Each	J 16.53†	.....	2 Pcs. (bdle.)	50 (bdle.)	J
		10′	Each	J 20.60†	.....	2 Pcs. (bdle.)	64 (bdle.)	J
Y2641-CT	Curved Trolley Track	36″ Radius	Each	J 43.31†	.....	To order	14 (Pc.)	J
Y2641-EC	End Cap	.....	Each	J .70†	.....	To order	26 (100 Pcs.)	J
X2643	Trolley Track	8′	Each	R 8.67† without screws	.....	4 Pcs. (bdle.)	52 (bdle.)	.....
		10′	Each	R 10.85† without screws	.....	4 Pcs. (bdle.)	66 (bdle.)	.....
X2646	Hanger (125 lb. door)	.....	Pair	K 5.47†	1 Pr.	10 Pr.	23	K
W2650	Hanger (1,000 lb. door)	.....	Pair	J 29.12†	.....	1 Pr.	18	J
BBW2650	Hanger (1,000 lb. door)	.....	Pair	J 40.97†	.....	1 Pr.	18	J
X2650	Hanger (350 lb. door)	.....	Pair	K 9.68†	1 Pr.	5 Pr.	20	K
BBX2650	Hanger (350 lb. door)	.....	Pair	K 16.73†	1 Pr.	5 Pr.	25	K
X2650-C	Single Side Track Bracket	.....	Each	K .96† without screws	.....	25 Pcs.	18	K
				R 1.26† without screws	.....	25 Pcs.	18	.....

FINISH SYMBOL COMPARISON TABLE

Stanley	J	K	LA	P	R	RBP
U. S. Govt.	US1B	US2C	....	USP	US2H	....

Prices are per unit as indicated in "Order and Price Unit" column unless otherwise specified.

All prices are for items furnished with screws, bolts or lag screws (as specified in catalog) unless otherwise stated in price list.

CLASS NO.	PRODUCT	SIZE	ORDER AND PRICE UNIT	FINISHES AND PRICES	BOX QUAN.	CASE QUAN.	CASE WEIGHT (LBS.)	QUIK-SHIP Items
X2650-CS	Center Stop Bracket	.....	Each	K $4.05† without screws	.....	10 Pcs.	11	K
SX2650	Hanger and Bracket Set	.....	Set	K 12.93†	1 Set	5 Sets	32	K
XY2650	Hanger (450 lb. door)	.....	Pair	K 11.53†	1 Pr.	5 Pr.	35	.....
BBXY2650	Hanger (450 lb. door)	.....	Pair	K 23.98†	1 Pr.	5 Pr.	35	K, No. 1
Y2650	Hanger (700 lb. door)	No. 1 or No. 2	Pair	J 21.12†	.....	1 Pr.	13	No. 1 & No. 2
BBY2650	Hanger (700 lb. door)	No. 1 or No. 2	Pair	J 29.74†	.....	1 Pr.	13	J
X2650½	Hanger (350 lb. door)	.....	Pair	K 10.38†	1 Pr.	10 Pr.	38	K
W2651	Track Bracket	.....	Each	J 2.58† without screws	.....	10 Pcs.	29	J
W2651-D	Double Track Bracket	.....	Each	J 7.21† without screws	.....	5 Pcs.	46	J
X2651	Track Bracket	.....	Each	K 1.16† without screws	.....	25 Pcs.	28	K
X2651-D	Double Track Bracket	.....	Each	K 3.02† without screws	.....	10 Pcs.	35	K
X2651-T	Triple Track Bracket	.....	Each	K 5.98† without screws	.....	10 Pcs.	52	K
Y2651	Track Bracket	.....	Each	J 2.14† without screws	.....	10 Pcs.	26	J
Y2651-D	Double Track Bracket	.....	Each	J 6.15† without screws	.....	10 Pcs.	79	J
Y2651-T*	Triple Track Bracket	.....	Each	J 10.99† without screws	.....	To order	11 (Pc.)	.....
W2652*	Track Bracket	.....	Each	J 3.33† without screws	.....	10 Pcs.	35	J
X2652	Track Bracket	.....	Each	K 1.40† without screws	.....	10 Pcs.	13	K
X2652-D	Double Track Bracket	.....	Each	K 3.76† without screws	.....	10 Pcs.	24	K
X2652½	Track Bracket	.....	Each	K 2.30† without screws	.....	10 Pcs.	13	K
2670-BG	Bottom Door Guide	.....	Each	K 2.60†	1 Pc.	To order	0.3 (Pc.)	K
2670-BP	Bottom Door Pivot	.....	Each	K 4.66†	1 Pc.	To order	0.8 (Pc.)	K
2670-DG	Bottom Door Guide	.....	Each	J 8.81†	1 Pc.	50 Pcs.	57	J
2670-MG	Mortise Door Guide Track	6'	Order by Pc.	143.94† per 100 ft.	.....	To order	0.60 (Ft.)	LA
2670-TP	Top Pivot	.....	Each	K 4.66†	1 Pc.	To order	0.75 (Pc.)	K
X2670	Hanger	.....	Pair	K 14.27†	1 Pr.	10 Pr.	29	K
BBX2670	Hanger	.....	Pair	K 16.27†	1 Pr.	10 Pr.	39	.....
BBX2670½	Hanger	.....	Pair	K 15.66†	1 Pr.	10 Pr.	26	K
BBX2671½	Hanger	.....	Pair	K 18.07†	1 Pr.	10 Pr.	36	K

FOR LESS THAN CASE QUANTITIES ADD 10% TO PRICES BELOW.

2680-9	Nylon Floor Guide	.....	Each	$0.21†	10 Pcs.	100 Pcs.	2	Yes
2680-14	Steel Floor Guide	.....	Each	K .16†	10 Pcs.	100 Pcs.	6	K

*This item to be discontinued. Available subject to prior sale.

FINISH SYMBOL COMPARISON TABLE

Stanley	J	K	LA
U. S. Govt.	US1B	US2C	....

Prices are per unit as indicated in "Order and Price Unit" column unless otherwise specified.

All prices are for items furnished with screws, bolts or lag screws (as specified in catalog) unless otherwise stated in price list.

CLASS NO.	PRODUCT	SIZE	ORDER AND PRICE UNIT	FINISHES AND PRICES		BOX QUAN.	CASE QUAN.	CASE WEIGHT (LBS.)	QUIK-SHIP Items
2683	Edge Pull	.....	Each	A5, C, F	$0.89↑	•10 Pcs.	100 Pcs.	16	A5, C, F
				CM, CMD	.95↓	•10 Pcs.	100 Pcs.	16	CM, CMD
CD2683	Edge Pull	.....	Pack	C	1.00	5 Pks.	100 Pks.	22	C
				CM	1.15	5 Pks.	100 Pks.	22	CM
2687**	Sliding Door Latch Set	.....	Set	A5	7.57↑	1 Set	10 Sets	9	A5
				C	8.14↑	1 Set	10 Sets	9	C
				CM, CMD	8.96↑	1 Set	10 Sets	9	CM, CMD, A5 x CM, C x CM, CM x CMD
2688	Finger Pull	No. 1	Each	A5, C, F	5.10↓ per 100 pcs.	100 Pcs.	500 Pcs.	4	A5, C
				CM, CMD	6.20↑ per 100 pcs.	100 Pcs.	500 Pcs.	4	CM, CMD
		No. 2	Each	A5, C	.40↑ each with pins	•10 Pcs.	100 Pcs.	5	A5, C
				CM, CMD	.47↑ each with pins	•10 Pcs.	100 Pcs.	5	CM, CMD
CD2688	Finger Pull	No. 1	Pack	C	.26	5 Pks.	100 Pks.	6	C
				CM	.27	5 Pks.	100 Pks.	6	CM
2689	Oval Flush Pull	.....	Each	A5, C, F	.82↓	•10 Pcs.	100 Pcs.	9	A5, C, F
				CM, CMD	1.02	•10 Pcs.	100 Pcs.	9	CM, CMD
2692-11	Bumper Stop	.....	Each	K	.33↑	•10 Pcs.	100 Pcs.	6	K
2694	Flush Pull	.....	Each	A5, C, F	1.20↑	•10 Pcs.	100 Pcs.	14	A5, C
				CM, CMD	1.38	•10 Pcs.	100 Pcs.	14	CM, CMD

**When ordering split finishes, the outside escutcheon finish is the first specified and inside escutcheon second. The front plate will be furnished with the same finish as inside escutcheon unless otherwise specified i.e. 2687 C x CM.
When split finishes are required for opposite sides of door, the price for the more expensive finish will apply.

FOR LESS THAN CASE QUANTITIES ADD 10% TO ABOVE PRICES.

†2731½	Garage Door Hardware	8'-9' x 6'6"-7' (85 to 175 lbs.)	Set	$41.42	.....	1 Set	60	Yes
†PC2731½	Garage Door Hardware	8'-9' x 6'6"-7' (85 to 175 lbs.)	Set	38.85	.....	1 Set	54	Yes
†2734	Garage Door Hardware	6'6" - 7' With braces	Set	74.66	.....	1 Set	101	Yes
†2734	Garage Door Hardware	7' - 8' With braces	Set	77.00	.....	1 Set	108	Yes
†2734	Garage Door Hardware	6'6" - 7' No braces	Set	67.66	.....	1 Set	93	Yes
†2734	Garage Door Hardware	7' - 8' No braces	Set	70.00	.....	1 Set	99	Yes
†2746	Adjustable Door Brace	.....	Pair	7.00 without screws	.....	To order	11 (Pr.)	.....
†2757	Anti-sway Bracket	.....	Set	2.22	1 Set	To order	2 (Set)	Yes

†These items are F.O.B. New Britain, Conn. — no freight allowance.

FOR LESS THAN CASE QUANTITIES ADD 10% TO PRICES BELOW.

2800	By-passing Door Hardware	4'	Set	$ 5.56↑	1 Set	10 Sets	37	Yes
		5'	Set	6.18↑	1 Set	10 Sets	45	Yes
		6'	Set	6.90↑	1 Set	10 Sets	52	Yes
		8'	Set	8.24↑	1 Set	6 Sets	42	Yes
T2800	By-passing Door Track	47"	Each	2.11↑	.....	10 Pcs.	27	Yes
		59"	Each	2.62↑	.....	10 Pcs.	34	Yes
		71"	Each	3.33↑	.....	10 Pcs.	42	Yes
		95"	Each	4.51↑	.....	10 Pcs.	58	Yes
		119"	Each	5.62↑	.....	10 Pcs.	72	Yes
2800-1	Door Hanger	.....	Pair	K .94↑	20 Pr.	200 Pr.	46	K
2800-2	Door Hanger	.....	Pair	K .22↑	10 Pr.	100 Pr.	12	K
2801	Hanger and Guide Set	.....	Set	2.54↑	1 Set	10 Sets	6	Yes

FINISH SYMBOL COMPARISON TABLE

Stanley	A5	C	CM	CMD	F	K
U. S. Govt.	US10	US3	US26	US26D	US4	US2C

Prices are per unit as indicated in "Order and Price Unit" column unless otherwise specified.

All prices are for items furnished with screws, bolts or lag screws (as specified in catalog) unless otherwise stated in price list.

● These items packed in individual "poly" bags.

CLASS NO.	PRODUCT	SIZE	ORDER AND PRICE UNIT	FINISHES AND PRICES	BOX QUAN.	CASE QUAN.	CASE WEIGHT (LBS.)	QUIK-SHIP Items
FOR LESS THAN CASE QUANTITIES ADD 10% TO PRICES BELOW.								
2802	3 By-passing Door Set	8′	Set	**$10.61†**	1 Set	6 Sets	44	**Yes**
2803	Hanger and Guide Set	.....	Set	**1.70†**	1 Set	10 Sets	3	**Yes**
2807	By-passing Door Hardware	4′	Set	**5.82†**	1 Set	10 Sets	21	**Yes**
		5′	Set	**6.59†**	1 Set	10 Sets	26	**Yes**
		6′	Set	**7.31†**	1 Set	10 Sets	32	**Yes**
		8′	Set	**8.81†**	1 Set	6 Sets	24	**Yes**
T2807	Aluminum Door Track	47″	Each	**2.22†**	.....	10 Pcs.	15	**Yes**
		59″	Each	**2.78†**	.....	10 Pcs.	16	**Yes**
		71″	Each	**3.51†**	.....	10 Pcs.	20	**Yes**
		95″	Each	**4.71†**	.....	10 Pcs.	26	**Yes**
		119″	Each	**5.85†**	.....	10 Pcs.	36	**Yes**
2808	By-passing Fascia Hardware	4′	Set	**11.48†**	1 Set	10 Sets	42	**Yes**
		5′	Set	**13.18†**	1 Set	10 Sets	51	**Yes**
		6′	Set	**14.83†**	1 Set	10 Sets	63	**Yes**
		8′	Set	**19.47†**	1 Set	6 Sets	49	**Yes**
T2808	Aluminum Fascia Track	48″	Each	**7.57†**	.....	10 Pcs.	30	.....
		60″	Each	**8.86†**	.....	10 Pcs.	38	.....
		72″	Each	**10.30†**	.....	10 Pcs.	48	.....
		96″	Each	**14.37†**	.....	10 Pcs.	63	.....
2809	3 By-passing Door Set	8′	Set	**11.33†**	1 Set	6 Sets	25	.....
2818	Fascia By-Passing Door Hardware	4′	Set	**8.55†**	1 Set	10 Sets	31	**Yes**
		5′	Set	**9.63†**	1 Set	10 Sets	37	**Yes**
		6′	Set	**10.71†**	1 Set	10 Sets	45	**Yes**
T2818	Fascia By-Passing Door Track	48″	Each	**3.58†**	.....	10 Pcs.	19	**Yes**
		60″	Each	**4.54†**	.....	10 Pcs.	22	**Yes**
		72″	Each	**5.49†**	.....	10 Pcs.	27	**Yes**
2819	Fascia By-Passing Door Hardware	4′	Set	**6.59†**	1 Set	10 Sets	29	**Yes**
		5′	Set	**7.67†**	1 Set	10 Sets	36	**Yes**
		6′	Set	**8.81†**	1 Set	10 Sets	42	**Yes**
2820	Pocket Sliding Door Hardware	2′	Set	**3.91†**	1 Set	10 Sets	24	**Yes**
		2′4″	Set	**4.07†**	1 Set	10 Sets	27	**Yes**
		2′6″	Set	**4.17†**	1 Set	10 Sets	28	**Yes**
		2′8″	Set	**4.27†**	1 Set	10 Sets	29	**Yes**
		3′	Set	**4.38†**	1 Set	10 Sets	32	**Yes**
T2820	Pocket Sliding Door Track	45″	Each	**1.40†**	.....	20 Pcs.	24	**Yes**
		53″	Each	**1.56†**	.....	20 Pcs.	28	**Yes**
		57″	Each	**1.67†**	.....	20 Pcs.	30	**Yes**
		61″	Each	**1.76†**	.....	20 Pcs.	32	**Yes**
		69″	Each	**1.91†**	.....	20 Pcs.	37	**Yes**
2820-1	Pocket Sliding Door Hanger	.....	Pair	**K 1.62†**	.....	20 Pr.	10	**K**
2820-2	Pocket Sliding Door Hanger	.....	Pair	**K .82†**	.....	20 Pr.	5	.....
2820-5	Adjusting Wrench	.....	Each	**K .05**	10 Pcs.	100 Pcs.	6	**K**
2820-9	Sliding Door 2-Wheel Hanger	.....	Pair	**K 2.40†**	.....	20 Pr.	13	.....
2822	Pocket Frame Hardware	2′ to 3′	Set	**24.40**	.....	1 Set	28	**Yes**
2822-10	Bi-parting Door Coupling	.....	Each	**3.60**	1 Pc.	20 Pcs.	21	**Yes**
2825	Pocket Frame Hardware	.....	Set	**29.15†**	.....	1 Set	42	**Yes**
2825-5	Bi-parting Door Coupling	.....	Set	**Aluminum Coated 3.71†**	1 Set	20 Sets	56	**K**

FINISH SYMBOL COMPARISON TABLE

Stanley	K
U. S. Govt.	US2C

Prices are per unit as indicated in "Order and Price Unit" column unless otherwise specified.

All prices are for items furnished with screws (as specified in catalog) unless otherwise stated in price list.

CLASS NO.	PRODUCT	SIZE	ORDER AND PRICE UNIT	FINISHES AND PRICES		BOX QUAN.	CASE QUAN.	CASE WEIGHT (LBS.)	QUIK-SHIP Items
FOR LESS THAN CASE QUANTITIES ADD 10% TO PRICES BELOW.									
2825-6	Extension Adapter	.....	Set	PS	$5.84†	1 Set	20 Sets	60	PS
2825-9	2-wheel Hanger	.....	Pair	K	2.44†	.....	To order	....	.....
2830-1	2-wheel Hanger	.....	Pair	K	1.73†	1 Pr.	10 Pr.	4	K
2831	Hanger and Guide Set	.....	Set		4.14†	1 Set	10 Sets	8	.....
2833	Hanger and Guide Set	.....	Set		2.41†	1 Set	10 Sets	4	.....
2840	Heavy Duty By-Passing Door Hardware	4′	Set		12.20	1 Set	10 Sets	49	Yes
		5′	Set		13.60	1 Set	10 Sets	58	Yes
		6′	Set		14.80	1 Set	6 Sets	40	Yes
T2840	Heavy Duty By-passing Door Track	48″	Each		5.60	.....	10 Pcs.	30	Yes
		60″	Each		7.05	.....	10 Pcs.	37	Yes
		72″	Each		8.50	.....	10 Pcs.	44	Yes
		96″	Each		11.40	.....	6 Pcs.	37	Yes
		144″	Each		17.20	.....	6 Pcs.	55	Yes
T2842	Heavy Duty Single Door Track	48″	Each		3.80	.....	10 Pcs.	16	Yes
		60″	Each		4.80	.....	10 Pcs.	20	Yes
		72″	Each		5.80	.....	10 Pcs.	24	Yes
		96″	Each		7.80	.....	10 Pcs.	32	Yes
2844-1	Trolley Assembly with Link Bolt	.....	Pair	K	2.70	.....	20 Pr.	6	K
2844-2	Heavy Duty Hanger Assembly	.....	Pair	K	1.05	.....	20 Pr.	4	K
2846	Adjustable Floor Guide	.....	Set		.65	.....	20 Sets	4	Yes
2850	By-passing Door Hardware	4′	Set		5.05†	1 Set	10 Sets	34	Yes
		5′	Set		5.67†	1 Set	10 Sets	42	Yes
		6′	Set		6.33†	1 Set	10 Sets	49	Yes
		8′	Set		7.78†	1 Set	6 Sets	39	Yes
T2850	By-passing Door Track	47″	Each		1.91†	.....	10 Pcs.	24	Yes
		59″	Each		2.40†	.....	10 Pcs.	28	Yes
		71″	Each		2.91†	.....	10 Pcs.	36	Yes
		95″	Each		4.06†	.....	10 Pcs.	48	Yes
		119″	Each		5.11†	.....	10 Pcs.	60	Yes
2850-1	By-passing Door Hanger	.....	Pair	K	.87†	10 Prs.	100 Prs.	29	K
2850-2	By-passing Door Hanger	.....	Pair	K	.87†	10 Prs.	100 Prs.	27	K
2851	Hanger and Guide Set	.....	Set		2.54†	1 Set	10 Sets	6	Yes
2857	By-passing Door Hardware	4′	Set		5.56†	1 Set	10 Sets	23	Yes
		5′	Set		6.18†	1 Set	10 Sets	28	Yes
		6′	Set		6.90†	1 Set	10 Sets	33	Yes
		8′	Set		8.24†	1 Set	6 Sets	24	Yes
T2857	By-passing Door Track	47″	Each		2.40†	.....	10 Pcs.	13	Yes
		59″	Each		3.04†	.....	10 Pcs.	15	Yes
		71″	Each		3.56†	.....	10 Pcs.	19	Yes
		95″	Each		4.95†	.....	10 Pcs.	25	Yes
		119″	Each		6.18†	.....	10 Pcs.	34	Yes
2858	Fascia By-passing Door Hardware	4′	Set		6.28†	1 Set	10 Sets	34	Yes
		5′	Set		7.26†	1 Set	10 Sets	41	Yes
		6′	Set		8.24†	1 Set	10 Sets	46	Yes
2858-3D	Fascia By-passing Door Hardware	8′	Set		12.05†	1 Set	6 Sets	43	Yes

FINISH SYMBOL COMPARISON TABLE			
	Stanley	K	PS
	U. S. Govt.	US2C	....

Prices are per unit as indicated in "Order and Price Unit" column unless otherwise specified.

All prices are for items furnished with screws (as specified in catalog) unless otherwise stated in price list.

CLASS NO.	PRODUCT	SIZE	ORDER AND PRICE UNIT	FINISHES AND PRICES		BOX QUAN.	CASE QUAN.	CASE WEIGHT (LBS.)	QUIK-SHIP Items
				FOR LESS THAN CASE QUANTITIES ADD 10% TO PRICES BELOW.					
T2858	Fascia By-passing Door Track	48″	Each		$ 4.04†	.....	10 Pcs.	24	Yes
		60″	Each		4.98†	.....	10 Pcs.	29	Yes
		72″	Each		5.89†	.....	10 Pcs.	36	Yes
		96″	Each		8.20†	.....	10 Pcs.	47	Yes
		120″	Each		10.30†	.....	10 Pcs.	52	Yes
2860	Floor Guide	.....	Each		.46	20 Pcs.	100 Pcs.	4	Yes
2861	Floor Guide	.....	Each		.35	20 Pcs.	100 Pcs.	4	Yes
2862	Floor Guide	.....	Each		.38	20 Pcs.	100 Pcs.	5	Yes
2864	Floor Guide	.....	Each		.28	10 Pcs.	100 Pcs.	4	Yes
2865	Door Guide	.....	Set		.36†	10 Sets	100 Sets	8	Yes
2880	By-passing Door Hardware	4′	Set		4.12†	1 Set	10 Sets	30	Yes
		5′	Set		4.69†	1 Set	10 Sets	37	Yes
		6′	Set		5.25†	1 Set	10 Sets	47	Yes
		8′	Set		6.75†	1 Set	6 Sets	37	Yes
T2880	By-passing Door Track	47″	Each		1.89†	.....	10 Pcs.	23	Yes
		59″	Each		2.36†	.....	10 Pcs.	30	Yes
		71″	Each		2.89†	.....	10 Pcs.	35	Yes
		95″	Each		4.07†	.....	10 Pcs.	46	Yes
2880-1	By-passing Door Hanger	.....	Pair	K	.73†	10 Pr.	100 Pr.	19	K
2880-2	By-passing Door Hanger	.....	Pair	K	.73†	10 Pr.	100 Pr.	18	K
T2885	Unit-Header Track	47″	Each		3.85†	.....	10 Pcs.	17	Yes
		59″	Each		4.63†	.....	10 Pcs.	21	Yes
		71″	Each		5.42†	.....	10 Pcs.	27	Yes
T2886	Unit-Header Track	47″	Each		3.16	.....	10 Pcs.	15	Yes
		59″	Each		4.40	.....	10 Pcs.	19	Yes
		71″	Each		4.93	.....	10 Pcs.	23	Yes
		95″	Each		6.27	.....	10 Pcs.	31	Yes
2890	Center Door Stop	.....	Each	K	.45	10 Pcs.	100 Pcs.	20	K
2891	Rubber Bumper Stop	.....	Each		.12†	20 Pcs.	.....	1	Yes
2900	Round Flush Pull	.....	Each	A5, C, F	.49†	•10 Pcs.	100 Pcs.	5	A5, C, F
		.....	Each	CM, CMD	.56†	•10 Pcs.	100 Pcs.	5	CM, CMD
CD2900	Round Flush Pull	.....	Pack	C	.88	5 Pks.	100 Pks.	16	C
		.....	Pack	CM	1.00	5 Pks.	100 Pks.	16	CM
2901	Oblong Flush Pull	.....	Each	A5, C	.37†	•10 Pcs.	100 Pcs.	5	A5, C
		.....	Each	CM, CMD	.62†	•10 Pcs.	100 Pcs.	5	CM, CMD
CD2901	Oblong Flush Pull	.....	Pack	C	.80	5 Pks.	100 Pks.	13	C
		.....	Pack	CM	1.30	5 Pks.	100 Pks.	13	CM
2904	Oval Flush Pull	.....	Each	A5, C	.38	•10 Pcs.	100 Pcs.	4	A5, C
		.....	Each	CM, CMD	.53	•10 Pcs.	100 Pcs.	4	CM, CMD
2906	Oval Flush Pull	.....	Each	A5, C	1.00	•10 Pcs.	100 Pcs.	11	A5, C
		.....	Each	CM, CMD	1.11	•10 Pcs.	100 Pcs.	11	CM, CMD
2907	Oval Flush Pull	.....	Each	A5, C	.60	•10 Pcs.	100 Pcs.	6	A5, C
		.....	Each	CM, CMD	.76	•10 Pcs.	100 Pcs.	6	CM, CMD
2908	Round Flush Pull	.....	Each	A5, C	.85	•10 Pcs.	100 Pcs.	8	A5, C
		.....	Each	CM, CMD	1.05	•10 Pcs.	100 Pcs.	8	CM, CMD
2910	Round Flush Pull	.....	Each	A5, C	.38	•10 Pcs.	100 Pcs.	5	A5, C
		.....	Each	CM, CMD	.45	•10 Pcs.	100 Pcs.	5	CM, CMD
2914	Oblong Flush Pull	.....	Each	A5, C	.33	•10 Pcs.	100 Pcs.	4	A5, C
		.....	Each	CM, CMD	.42	•10 Pcs.	100 Pcs.	4	CM, CMD

FINISH SYMBOL COMPARISON TABLE							
Stanley	A5	C	CM	CMD	F	K
U. S. Govt.	US10	US3	US26	US26D	US4	USAC

Prices are per unit as indicated in "Order and Price Unit" column unless otherwise specified.

All prices are for items furnished with screws (as specified in catalog) unless otherwise stated in price list.

• These items packed in individual "poly" bags.

CLASS NO.	PRODUCT	SIZE	ORDER AND PRICE UNIT	FINISHES AND PRICES		BOX QUAN.	CASE QUAN.	CASE WEIGHT (LBS.)	QUIK-SHIP Items
FOR LESS THAN CASE QUANTITIES ADD 10% TO PRICES BELOW.									
2915	Bi-folding Door Hardware	2′	Set		**$3.93†**	1 Set	10 Sets	14	**Yes**
		2′6″	Set		**4.17†**	1 Set	10 Sets	16	**Yes**
		3′	Set		**4.43†**	1 Set	10 Sets	17	**Yes**
		4′	Set		**7.57†**	1 Set	10 Sets	25	**Yes**
		5′	Set		**8.03†**	1 Set	10 Sets	25	**Yes**
		6′	Set		**8.55†**	1 Set	10 Sets	30	**Yes**
2918	Round Flush Pull	.....	Each	**A5, C**	**.31**	●10 Pcs.	100 Pcs.	4	**A5, C**
		.....	Each	**CM, CMD**	**.38**	●10 Pcs.	100 Pcs.	4	**CM, CMD**
2919	Oblong Flush Pull	.....	Each	**A5, C**	**.62**	●10 Pcs.	100 Pcs.	10	**A5, C**
		.....	Each	**CM, CMD**	**.71**	●10 Pcs.	100 Pcs.	10	**CM, CMD**
2920	Round Flush Pull	.....	Each	**C**	**.20**	●10 Pcs.	100 Pcs.	3	**C**
		.....	Each	**CM**	**.22**	●10 Pcs.	100 Pcs.	3	**CM**
2923	Finger Pull	.....	Each	**C**	**3.78** per 100 pcs.	100 Pcs.	500 Pcs.	1½	**C**
		.....	Each	**CM**	**4.00** per 100 pcs.	100 Pcs.	500 Pcs.	1½	**CM**
2924	Oblong Flush Pull	.....	Each	**C**	**.20**	●10 Pcs.	100 Pcs.	3	**C**
		.....	Each	**CM**	**.22**	●10 Pcs.	100 Pcs.	3	**CM**
2928	Round Flush Pull	.....	Each	**C**	**.20**	●10 Pcs.	100 Pcs.	2½	**C**
		.....	Each	**CM**	**.22**	●10 Pcs.	100 Pcs.	2½	**CM**
2929	Oblong Flush Pull	.....	Each	**C**	**.40**	●10 Pcs.	100 Pcs.	4	**C**
		.....	Each	**CM**	**.45**	●10 Pcs.	100 Pcs.	4	**CM**
2980-14	Door Aligner	.....	Set	**K**	**.27**	.....	20 Sets	4	**K**
2980-15	Wood Knob	.....	Each	**Wood**	**.20†**	10 Pcs.	100 Pcs.	7	**Yes**
2980-17	Bi-fold Surface Hinge	.....	Each	**K**	**.26**	60 Pcs.	300 Pcs.	41	**K**
2983	Bi-fold Door Hardware	2′	Set		**4.43†**	1 Set	10 Sets	20	**Yes**
		2′6″	Set		**4.74†**	1 Set	10 Sets	22	**Yes**
		3′	Set		**5.15†**	1 Set	10 Sets	24	**Yes**
		4′	Set		**8.65†**	1 Set	10 Sets	38	**Yes**
		5′	Set		**9.32†**	1 Set	10 Sets	42	**Yes**
		6′	Set		**9.94†**	1 Set	10 Sets	45	**Yes**
2983-11	Top Door Pivot	.....	Each	**K**	**.26**	20 Pcs.	200 Pcs.	16	**K**
2983-12	Bottom Door Socket	.....	Each	**K**	**.19**	20 Pcs.	200 Pcs.	13	**K**
2983-19	Suspended Guide	.....	Each	**K**	**.33**	20 Pcs.	200 Pcs.	17	**K**
2983-25	Bottom Door Pivot	.....	Each	**K**	**.72†**	.....	To order	...	.....
				F	**.72†**	.....	To order	...	.....
2987-12	Bottom Door Socket	.....	Each	**K**	**.08**	20 Pcs.	200 Pcs.	8	**K**
2987-13	Top Door Pivot	.....	Each	**K**	**.21**	20 Pcs.	200 Pcs.	11	**K**
2987-18	Wood Pull	.....	Set	**Wood**	**1.16†**	1 Set	10 Sets	3	**Yes**
2989	Bi-fold Door Hardware	2′	Set		**4.43†**	1 Set	10 Sets	19	**Yes**
		2′6″	Set		**4.74†**	1 Set	10 Sets	21	**Yes**
		3′	Set		**5.15†**	1 Set	10 Sets	24	**Yes**
		4′	Set		**8.65†**	1 Set	10 Sets	36	**Yes**
		5′	Set		**9.32†**	1 Set	10 Sets	40	**Yes**
		6′	Set		**9.94†**	1 Set	10 Sets	42	**Yes**
T-2989	Bi-fold Door Track	24″	Each		**1.22†**	.....	20 Pcs.	12	**Yes**
		30″	Each		**1.51†**	.....	20 Pcs.	14	**Yes**
		36″	Each		**1.80†**	.....	20 Pcs.	17	**Yes**
2989-14	Bottom Jamb Pivot	.....	Each	**K**	**.82†**	20 Pcs.	100 Pcs.	28	**K**
				F	**.82†**	20 Pcs.	100 Pcs.	28	**F**
2989-17	Top Track Socket	.....	Each	**K**	**.19**	20 Pcs.	200 Pcs.	17	**K**
2989-19	Suspended Guide	.....	Each	**K**	**.30**	20 Pcs.	200 Pcs.	11	**K**
2989-20	Mortise Hinge	.....	Each	**F**	**.26**	60 Pcs.	300 Pcs.	39	**F**

FINISH SYMBOL COMPARISON TABLE

Stanley	A5	C	CM	CMD	F	K
U. S. Govt.	US10	US3	US26	US26D	US4	US2C

Prices are per unit as indicated in "Order and Price Unit" column unless otherwise specified.

All prices are for items furnished with screws (as specified in catalog) unless otherwise stated in price list.

● These items packed in individual "poly" bags.

CLASS NO.	PRODUCT	SIZE	ORDER AND PRICE UNIT	FINISHES AND PRICES	BOX QUAN.	CASE QUAN.	CASE WEIGHT (LBS.)	QUIK-SHIP Items
2989-21	Snugger & Stop	.....	Each	K $0.10	40 Pcs.	400 Pcs.	5	K
2995	Multiple Folding Door Hardware	.....	Set	8.24†	1 Set	10 Sets	22	Yes
T2995	Multiple Folding Door Track	2'	Each	1.80†	.....	10 Pcs.	7	Yes
		4'	Each	3.61†	.....	10 Pcs.	14	Yes
2996	Multiple Folding Door Hanger Set	.....	Set	3.40†	1 Set	10 Sets	10	Yes
2997	Multiple Folding Door Pivot Set	.....	Set	4.84†	1 Set	10 Sets	11	Yes
	FOR LESS THAN CASE QUANTITIES ADD 10% TO ABOVE PRICES.							
3000	Surfaset Door Hardware	.....	Set	F, P $6.13†	1 Set	10 Sets	21	F, P
				A5, LA 6.13†	1 Set	10 Sets	21	A5
				C 7.98†	1 Set	10 Sets	21	C
				CM, CMD 9.22†	1 Set	10 Sets	21	CM
3002	Surfaset Door Hinge	.....	Pair	A5, F, P 2.02†	1 Pr.	25 Pr.	32	A5, F, P
				LA 2.68†	1 Pr.	25 Pr.	32	.....
				C 2.79†	1 Pr.	25 Pr.	32	C
				CM, CMD 4.01†	1 Pr.	25 Pr.	32	CMD
3004	Surfaset Door Hinge	.....	Pair	A5, F, P 2.02†	1 Pr.	25 Pr.	26	P
				LA 2.68†	1 Pr.	25 Pr.	26	LA
				C 2.72†	1 Pr.	25 Pr.	26	C
				CM, CMD 4.01†	1 Pr.	25 Pr.	26	.....
	FOR LESS THAN CASE QUANTITIES ADD 10% TO PRICES FOR CLASS NUMBERS 3014 AND 3018.							
3014	Plastic Door Panel Track	4'	Set	$1.40	.....	• 5 Sets	3	Yes
		5'	Set	1.75	.....	• 5 Sets	3	Yes
		6'	Set	2.11	.....	• 5 Sets	4	Yes
3018	Plastic Door Panel Track	4'	Set	1.44	.....	• 5 Sets	2	Yes
		5'	Set	1.80	.....	• 5 Sets	3	Yes
		6'	Set	2.16	.....	• 5 Sets	3	Yes
3030	Surfaset Door Hardware	.....	Set	F, P 6.95†	1 Set	10 Sets	22	F
				A5, LA 6.95†	1 Set	10 Sets	22	A5
				C 8.91†	1 Set	10 Sets	22	.....
				CM, CMD 10.25†	1 Set	10 Sets	22	CM, CMD
	FOR LESS THAN CASE QUANTITIES ADD 10% TO PRICES BELOW.							
3034	Plastic Door Panel Track	4'	Set	$2.60	.....	• 5 Sets	5	Yes
		5'	Set	3.25	.....	• 5 Sets	6	Yes
		6'	Set	3.90	.....	• 5 Sets	7	Yes
3044*	Surface-Mounted Bi-fold Hdwe.	2' (2 panel)	Set	F 4.40*	1 Set	10 Sets	24	F
		2'6" (2 panel)	Set	F 4.70*	1 Set	10 Sets	25	F
		3' (2 panel)	Set	F 5.00*	1 Set	10 Sets	27	F
		4' (2 panel)	Set	F 7.80*	1 Set	10 Sets	36	F
		4' (4 panel)	Set	F 8.70*	1 Set	10 Sets	44	.....
		5' (4 panel)	Set	F 9.20*	1 Set	10 Sets	45	F
		6' (4 panel)	Set	F 9.70*	1 Set	10 Sets	49	F
3112	Aluminum Door Panel Track	4'	Set	3.88	.....	• 5 Sets	10	Yes
		5'	Set	4.88	.....	• 5 Sets	12	Yes
		6'	Set	5.82	.....	• 5 Sets	15	Yes
3114	Aluminum Door Panel Track	4'	Set	3.24	.....	• 5 Sets	8	Yes
		5'	Set	4.05	.....	• 5 Sets	10	Yes
		6'	Set	4.86	.....	• 5 Sets	12	Yes
3118	Aluminum Door Panel Track	4'	Set	3.00	.....	• 5 Sets	7	Yes
		5'	Set	3.75	.....	• 5 Sets	8	Yes
		6'	Set	4.50	.....	• 5 Sets	10	Yes
3134	Aluminum Door Panel Track	4'	Set	4.84	.....	• 5 Sets	13	Yes
		5'	Set	6.05	.....	• 5 Sets	16	Yes
		6'	Set	7.26	.....	• 5 Sets	19	Yes

*This item to be discontinued. Available subject to prior sale.

FINISH SYMBOL COMPARISON TABLE

Stanley	A5	C	CM	CMD	F	K	LA	P
U. S. Govt.	US10	US3	US26	US26D	US4	US2C	....	USP

Prices are per unit as indicated in "Order and Price Unit" column unless otherwise specified.

All prices are for items furnished with screws (as specified in catalog) unless otherwise stated in price list.

● These items packed in individual "poly" bags.

CLASS NO.	PRODUCT	SIZE	ORDER AND PRICE UNIT	FINISHES AND PRICES		BOX QUAN.	CASE QUAN.	CASE WEIGHT (LBS.)	QUIK-SHIP Items
3705	Modern Door Pull	9⅝"	Each		$ 1.24†	1 Ea.	10 Pcs.	4	Yes
3707	Modern Door Pull	9⅝"	Each	F	1.39†	1 Ea.	10 Pcs.	3	Yes
3710	Modern Door Pull	9⅝"	Set		2.37†	1 Set	10 Sets	6	Yes
3714	Modern Door Pull	9⅝"	Set	F	2.63†	1 Set	10 Sets	5	Yes
4100	Clothesline Pulley	.....	Each	K	2.89† ✠	.....	10 Pcs.	14	K
4106	Clothesline Pulley	.....	Each	K	1.42† ✠	5 Pcs.	50 Pcs.	30	K
CD4109K	Pulley Hook	.....	Pack	K	.32	5 Pks.	100 Pks.	26	K
4111	Clothesline Pulley	.....	Each	K	.98	5 Pcs.	50 Pcs.	18	K
4226	Concave Pull	4¼"	Each	C, CM	.45	•25 Pcs.	100 Pcs.	7	C, CM
		4¼"	Each	D4	.49	•25 Pcs.	100 Pcs.	7	D4
CD4226	Concave Pull	4¼"	Pack	CM	.50	10 Pks.	50 Pks.	6	CM
		4¼"	Pack	D4	.55	10 Pks.	50 Pks.	6	D4
4228	Concave Knob	1½"	Each	CM	.29	•25 Pcs.	100 Pcs.	7	CM
		1½"	Each	C	.37	•25 Pcs.	100 Pcs.	7	C
		1½"	Each	D4	.41	•25 Pcs.	100 Pcs.	7	D4
CD4228	Concave Knob	1½"	Pack	CM	.32	10 Pks.	50 Pks.	6	CM
		1½"	Pack	D4	.44	10 Pks.	50 Pks.	6	D4
CD4230CMxJ1	Ring Pull	.....	Pack	CMxJ1	.88	5 Pks.	100 Pks.	10	CMxJ1
CD4230D4xJ1	Ring Pull	.....	Pack	D4xJ1	.88	5 Pks.	100 Pks.	10	D4xJ1
CD4231CMxJ1	Drawer Pull	.....	Pack	CMxJ1	1.20	5 Pks.	100 Pks.	17	CMxJ1
CD4231D4xJ1	Drawer Pull	.....	Pack	D4xJ1	1.20	5 Pks.	100 Pks.	17	D4xJ1
CD4234CM	Door Knobs	1½"	Pack	CM	.74	5 Pks.	100 Pks.	12	CM
CD4234D4	Door Knobs	1½"	Pack	D4	.74	5 Pks.	100 Pks.	12	D4
CD4234CM	Door Knobs	2"	Pack	CM	.84	5 Pks.	100 Pks.	19	CM
CD4234D4	Door Knobs	2"	Pack	D4	.84	5 Pks.	100 Pks.	19	D4
CD4235CM	Door Pull	.....	Pack	CM	1.10	5 Pks.	100 Pks.	22	CM
CD4235D4	Door Pull	.....	Pack	D4	1.10	5 Pks.	100 Pks.	22	D4
4236	Contemporary Pull	4⅝"	Each	C, CM, D4	.47	•25 Pcs.	100 Pcs.	8	C, CM, D4
CD4236	Contemporary Pull	4⅝"	Pack	CM, D4	.49	10 Pks.	50 Pks.	6	CM, D4
4237	Pull with Black Trim	3⅝"	Each	CxJ1	.60	•25 Pcs.	100 Pcs.	12	CxJ1
		3⅝"	Each	CMxJ1	.60	•25 Pcs.	100 Pcs.	12	CMxJ1
		3⅝"	Each	D4xJ1	.69	•25 Pcs.	100 Pcs.	12	D4xJ1
CD4237	Pull with Black Trim	3⅝"	Pack	CMxJ1	.65	10 Pks.	50 Pks.	8	CMxJ1
		3⅝"	Pack	D4xJ1	.74	10 Pks.	50 Pks.	8	D4xJ1
4238	Brandywine Knob	1¼"	Each	CM	.46	•25 Pcs.	100 Pcs.	11	CM
		1¼"	Each	C	.56	•25 Pcs.	100 Pcs.	11	C
		1¼"	Each	D4	.59	•25 Pcs.	100 Pcs.	11	D4
CD4238	Brandywine Knob	1¼"	Pack	CM	.53	10 Pks.	50 Pks.	9	CM
		1¼"	Pack	D4	.66	10 Pks.	50 Pks.	9	D4
W4289	Hammered Effect Knob	1¼"	Each	J1	.35	•25 Pcs.	100 Pcs.	9	J1
		1¼"	Each	D3	.40	•25 Pcs.	100 Pcs.	9	D3
CDW4289	Hammered Effect Knob	1¼"	Pack	J1	.38	10 Pks.	50 Pks.	6	J1
		1¼"	Pack	D3	.43	10 Pks.	50 Pks.	6	D3
4401*	Back Plate	.....	Each	A5, CM	.50	•25 Pcs.	100 Pcs.	7	.....
4401ALD*	Back Plate	.....	Each	ALD	.35	•25 Pcs.	100 Pcs.	3	.....
4406*	Back Plate	.....	Each	D4, CM	.40	•25 Pcs.	100 Pcs.	4	D4, CM
4408*	Back Plate	.....	Each	CM	.40	•25 Pcs.	100 Pcs.	5	CM
4408ALD*	Back Plate	.....	Each	ALD	.30	•25 Pcs.	100 Pcs.	2	ALD
4420	Drawer Pull	.....	Each	CM	.60	•25 Pcs.	100 Pcs.	13	CM
4424	Drawer Pull	.....	Each	CM	.60	•25 Pcs.	100 Pcs.	11	CM

*This item to be discontinued. Available subject to prior sale.

FINISH SYMBOL COMPARISON TABLE

Stanley	A5	ALD	C	CxJ1	CM	CMxJ1	D3	D4	D4xJ1	F	J1	K
U. S. Govt.	US10	US28	US3	US3xUS1D	US26	US26xUS1D	....	....	....	US4	US1D	US2C

Prices are per unit as indicated in "Order and Price Unit" column unless otherwise specified.

All prices are for items furnished with screws (as specified in catalog) unless otherwise stated in price list.

• These items packed in individual "poly" bags.

✠These prices apply to items as listed. To price other finishes or packing see page IV.

CLASS NO.	PRODUCT	SIZE	ORDER AND PRICE UNIT	FINISHES AND PRICES		BOX QUAN.	CASE QUAN.	CASE WEIGHT (LBS.)	QUIK-SHIP Items
4430*	Round Cabinet Knob	2″	Each	A5, C	$0.37	•25 Pcs.	100 Pcs.	8	C
		2″	Each	CM	.32	•25 Pcs.	100 Pcs.	8	CM
4463	Drawer Pull	.....	Each	A5, C	.37 +	•25 Pcs.	100 Pcs.	7	A5, C
		.....	Each	CM, CMD	.37 +	•25 Pcs.	100 Pcs.	7	CM, CMD
4465	Drawer Pull	.....	Each	A5, C	.37 +	•25 Pcs.	100 Pcs.	10	A5, C
		.....	Each	CM, CMD	.37 +	•25 Pcs.	100 Pcs.	10	CM
CD4465K	Drawer Pull	.....	Pack	K	.42	5 Pks.	100 Pks.	14	K
4466*	Drawer Pull	.....	Each	CM	.27	•25 Pcs.	100 Pcs.	6	CM
4471	Round Cabinet Knob	.....	Each	A5, C	.45 +	•25 Pcs.	100 Pcs.	4	C
		.....	Each	CM, CMD	.45 +	•25 Pcs.	100 Pcs.	4	CM, CMD
W4476	Rustic Cabinet Knob	1⅛″	Each	J1	.45 +	•25 Pcs.	100 Pcs.	11	J1
		1⅛″	Each	D3	.50 +	•25 Pcs.	100 Pcs.	11	D3
CDW4476	Rustic Cabinet Knob	1⅛″	Pack	J1	.50	5 Pks.	100 Pks.	15	J1
		1⅛″	Pack	D3	.54	5 Pks.	100 Pks.	15	D3
4477	Solid Brass Cabinet Pull	.....	Each	A5, C	.92 +	•25 Pcs.	100 Pcs.	13	A5, C
		.....	Each	CM, CMD	.92 +	•25 Pcs.	100 Pcs.	13	CM, CMD
4477ALD	Aluminum Cabinet Pull	.....	Each	ALD	.60	•25 Pcs.	100 Pcs.	6	ALD
4478	Solid Brass Cabinet Pull	.....	Each	A5, C	.87 +	•25 Pcs.	100 Pcs.	13	A5, C
		.....	Each	CM, CMD	.87 +	•25 Pcs.	100 Pcs.	13	CM, CMD
4478ALD	Aluminum Cabinet Pull	.....	Each	ALD	.55	•25 Pcs.	100 Pcs.	6	ALD
4479	Solid Brass Cabinet Pull	.....	Each	A5, C	.72 +	•25 Pcs.	100 Pcs.	10	A5, C
		.....	Each	CM, CMD	.72 +	•25 Pcs.	100 Pcs.	10	CM, CMD
4479ALD	Aluminum Cabinet Pull	.....	Each	ALD	.50	•25 Pcs.	100 Pcs.	5	ALD
4482	Solid Brass Cabinet Knob	1 1/16″	Each	A5, C	.62 +	•25 Pcs.	100 Pcs.	7	A5, C
		1 1/16″	Each	CM, CMD	.62 +	•25 Pcs.	100 Pcs.	7	CM, CMD
		1¼″	Each	A5, C	.75 +	•25 Pcs.	100 Pcs.	11	A5, C
		1¼″	Each	CM, CMD	.75 +	•25 Pcs.	100 Pcs.	11	CM, CMD
		1½″	Each	A5, C	.85 +	•25 Pcs.	100 Pcs.	15	A5, C
		1½″	Each	CM, CMD	.85 +	•25 Pcs.	100 Pcs.	15	CM, CMD
4482ALD	Aluminum Cabinet Knob	1 1/16″	Each	ALD	.50	•25 Pcs.	100 Pcs.	3	ALD
		1¼″	Each	ALD	.60	•25 Pcs.	100 Pcs.	5	ALD
		1½″	Each	ALD	.70	•25 Pcs.	100 Pcs.	6	ALD
7003	Sash Pulley	.....	Each	K	45.00† per 100 pcs.	.....	250 Pcs.	48	K
7025¼	Sash Pole	4′	Each	Olive green	5.00†	.....	10 Pcs.	16	.....
		6′	Each	Olive green	5.75†	.....	10 Pcs.	22	.....
		8′	Each	Olive green	6.61†	.....	10 Pcs.	30	.....
7036	Closet Bar	18″	Each	N	1.61†	.....	•10 Pcs.	10	N
		30″	Each	N	1.88†	.....	•10 Pcs.	16	N
		48″	Each	N	2.56†	.....	•10 Pcs.	26	N
		72″	Each	N	4.26†	.....	•10 Pcs.	39	N
V7036	Closet Bar	18″	Pack	N	1.61†	.....	5 Pks.	5	N
		30″	Pack	N	1.88†	.....	5 Pks.	8	N
		48″	Pack	N	2.56†	.....	5 Pks.	13	N
7037	Bar Center Support	.....	Each	N	.40	10 Pcs.	.....	1	N
V7039	Nylon Glides	.....	Pack		1.00†	5 Pks.	100 Pks.	12	Yes
7040	Shelf and Pole Support	.....	Each	K	.85	.....	10 Pcs.	7	K

*This item to be discontinued. Available subject to prior sale.

FINISH SYMBOL COMPARISON TABLE

Stanley	ALD	A5	C	CM	CMD	D3	J1	K	N
U. S. Govt.	US28	US10	US3	US26	US26D	....	US1D	US2C	US14

Prices are per unit as indicated in "Order and Price Unit" column unless otherwise specified.

All prices are for items furnished with screws (as specified in catalog) unless otherwise stated in price list.

• These items packed in individual "poly" bags.

+ For finishes or packing not listed, price on application.

CLASS NO.	PRODUCT	SIZE	ORDER AND PRICE UNIT	FINISHES AND PRICES			BOX QUAN.	CASE QUAN.	CASE WEIGHT (LBS.)	QUIK-SHIP Items
7045	Shelf and Closet Pole Bracket	.....	Each	K	$1.00		.....	10 Pcs.	10	K
V7045	Shelf and Closet Pole Bracket	.....	Pack	K	1.10		5 Pks.	50 Pks.	50	K
7046	Shelf & Pole Support	.....	Each	DW	1.25		.....	10 Pcs.	13	DW
7050	Closet Bar	18"	Each	CM	1.61		.....	10 Pcs.	10½	CM
		30"	Each	CM	1.88		.....	10 Pcs.	15½	CM
		48"	Each	CM	2.56		.....	10 Pcs.	22½	CM
		72"	Each	CM	4.26		.....	10 Pcs.	36	CM
7051	Bar Center Support	.....	Each	CM	.40		10 Pcs.	.....	1	CM
7056	Plastic Pole Sockets	.....	Set		.23†		.....	100 Sets	6	Yes
CD7056	Plastic Pole Sockets	.....	Pack		.33		5 Pks.	100 Pks.	12	Yes
7070	Line Tightener Clamp	.....	Each	Sprayed brass	.95		10 Pcs.	100 Pcs.	17	Yes
CD7070	Line Tightener Clamp	.....	Pack		1.00		5 Pks.	100 Pks.	23	Yes
CD7080	Cupboard Catch	.....	Pack	F	.51		5 Pks.	100 Pks.	14	F
7081	Hand Rail Bracket	.....	Each	F	.44		•10 Pcs.	100 Pcs.	17	F
CD7081	Hand Rail Bracket	.....	Pack	F	.49		5 Pks.	100 Pks.	19	F
CD7082	Coat & Hat Hook	.....	Pack	F	.60		5 Pks.	100 Pks.	25	F
CD7084	Sash Lock	.....	Pack	F	.37		5 Pks.	100 Pks.	18	F
CD7086	Spring Door Stop	.....	Pack	F	.27		5 Pks.	100 Pks.	10	F
7088	Chain Door Guard	.....	Each	F	.59	✠	•10 Pcs.	100 Pcs.	19	F
CD7088	Chain Door Guard	.....	Pack	F	.69		5 Pks.	100 Pks.	23	F
7088¼	Chain Door Guard	.....	Each	C	1.32	✠	•10 Pcs.	50 Pcs.	10	C
		.....	Each	CMD	1.60	✠	•10 Pcs.	50 Pcs.	10	.....
CD7088¼	Chain Door Guard	.....	Pack	C	1.39		5 Pks.	50 Pks.	12	C
CD7089	Closet Bar Bracket	.....	Pack	F	.36†		5 Pks.	100 Pks.	12	F
7090	Hinge Pin Door Stop	.....	Each	F	.47†		•10 Pcs.	100 Pcs.	11	F
		.....	Each	LA	.50		•10 Pcs.	100 Pcs.	11	.....
CD7090	Hinge Pin Door Stop	.....	Pack	F	.49		5 Pks.	100 Pks.	14	F
CD7091	Window Stop	.....	Pack	F	.49		5 Pks.	100 Pks.	13	F
CD7092	Spring Door Stop	.....	Pack	F	.49		5 Pks.	100 Pks.	13	F
7100	Utility Folding Legs	24"	Set	K	7.25		1 Set	6 Sets	34	K
		30"	Set	K	7.80		1 Set	6 Sets	43	K
7101	Utility Folding Leg Unit	24"	Set		8.95	Complete Unit	1 Set	4 Sets	45	Yes
		30"	Set		9.95	Complete Unit	1 Set	4 Sets	57	Yes
8405	Flat Head Steel Wood Screws	½" x 4	Pack	K	.29		10 Pks.	200 Pks.	13	K
		½" x 6	Pack	K	.29		10 Pks.	200 Pks.	16	K
		¾" x 6	Pack	K	.29		10 Pks.	200 Pks.	20	K
		1" x 6	Pack	K	.29		10 Pks.	200 Pks.	21	K
		¾" x 8	Pack	K	.29		10 Pks.	200 Pks.	22	K
		1" x 8	Pack	K	.29		10 Pks.	200 Pks.	27	K
		1¼" x 8	Pack	K	.29		10 Pks.	200 Pks.	25	K
		1½" x 8	Pack	K	.29		10 Pks.	200 Pks.	25	K
		¾" x 10	Pack	K	.29		10 Pks.	200 Pks.	25	K
		1" x 10	Pack	K	.29		10 Pks.	200 Pks.	31	K
		1¼" x 10	Pack	K	.29		10 Pks.	200 Pks.	29	K
		1½" x 10	Pack	K	.29		10 Pks.	200 Pks.	29	K

FINISH SYMBOL COMPARISON TABLE

Stanley	C	CMD	DW	F	K	LA
U. S. Govt.	US3	US26D	....	US4	US2C	....

Prices are per unit as indicated in "Order and Price Unit" column unless otherwise specified.

All prices are for items furnished with screws (as specified in catalog) unless otherwise stated in price list.

• These items packed in individual "poly" bags.

✠ These prices apply to items as listed. To price other finishes or packing see page IV.

CLASS NO.	PRODUCT	SIZE	ORDER AND PRICE UNIT	FINISHES AND PRICES		BOX QUAN.	CASE QUAN.	CASE WEIGHT (LBS.)	QUIK-SHIP Items
8406	Pan Head Steel Wood Screws	½" x 6	Pack	K	$0.29	10 Pks.	200 Pks.	16	K
		¾" x 6	Pack	K	.29	10 Pks.	200 Pks.	19	K
		1" x 6	Pack	K	.29	10 Pks.	200 Pks.	19	K
		¾" x 8	Pack	K	.29	10 Pks.	200 Pks.	23	K
		1" x 8	Pack	K	.29	10 Pks.	200 Pks.	25	K
		1¼" x 8	Pack	K	.29	10 Pks.	200 Pks.	23	K
		1" x 10	Pack	K	.29	10 Pks.	200 Pks.	26	K
		1¼" x 10	Pack	K	.29	10 Pks.	200 Pks.	25	K
8407	Round Head Steel Wood Screws	⅝" x 6	Pack	K	.29	10 Pks.	200 Pks.	17	K
		1" x 6	Pack	K	.29	10 Pks.	200 Pks.	18	K
		¾" x 8	Pack	K	.29	10 Pks.	200 Pks.	22	K
		1" x 8	Pack	K	.29	10 Pks.	200 Pks.	25	K
		1" x 10	Pack	K	.29	10 Pks.	200 Pks.	31	K
		1¼" x 10	Pack	K	.29	10 Pks.	200 Pks.	28	K
8408	Flat Head Brass Wood Screws	¾" x 6	Pack		.29	10 Pks.	200 Pks.	12	Yes
		1" x 6	Pack		.29	10 Pks.	200 Pks.	12	Yes
		¾" x 8	Pack		.29	10 Pks.	200 Pks.	13	Yes
		1" x 8	Pack		.29	10 Pks.	200 Pks.	13	Yes
V8412	Shoulder Hook	½"	Pack		.21†	20 Pks.	200 Pks.	4	Yes
		⅝"	Pack		.21†	20 Pks.	200 Pks.	4	Yes
		¾"	Pack		.21†	20 Pks.	200 Pks.	5	Yes
		1"	Pack		.21†	20 Pks.	200 Pks.	6	Yes
		1½"	Pack		.21†	20 Pks.	200 Pks.	8	Yes
8413	Eye Bolt	3/16" x 2½"	Each	K	.07†	20 Pcs.	200 Pcs.	8	K
		¼" x 2⅝"	Each	K	.08†	20 Pcs.	200 Pcs.	10	K
		¼" x 3"	Each	K	.09†	20 Pcs.	200 Pcs.	11	K
		¼" x 4"	Each	K	.10†	20 Pcs.	200 Pcs.	13	K
		5/16" x 3¼"	Each	K	.12†	20 Pcs.	200 Pcs.	21	K
		5/16" x 4"	Each	K	.13†	20 Pcs.	200 Pcs.	23	K
		⅜" x 4"	Each	K	.16†	10 Pcs.	100 Pcs.	18	K
		⅜" x 6"	Each	K	.17†	10 Pcs.	100 Pcs.	23	K
		⅜" x 8"	Each	K	.22†	10 Pcs.	100 Pcs.	29	K
8416	Eye-with-Eye Turnbuckle	5/32" x 3½"	Each	K	.17†	10 Pcs.	200 Pcs.	10	K
		3/16" x 3⅞"	Each	K	.18†	10 Pcs.	200 Pcs.	17	K
		7/32" x 4⅜"	Each	K	.20†	10 Pcs.	200 Pcs.	23	K
		¼" x 5¼"	Each	K	.23†	10 Pcs.	200 Pcs.	36	K
		5/16" x 6½"	Each	K	.37†	5 Pcs.	100 Pcs.	30	K
		⅜" x 7¾"	Each	K	.55†	5 Pcs.	100 Pcs.	45	K
8417	Eye-with-Hook Turnbuckle	5/32" x 3½"	Each	K	.17†	10 Pcs.	200 Pcs.	10	K
		3/16" x 3⅞"	Each	K	.18†	10 Pcs.	200 Pcs.	17	K
		7/32" x 4⅜"	Each	K	.20†	10 Pcs.	200 Pcs.	23	K
		¼" x 5¼"	Each	K	.23†	10 Pcs.	200 Pcs.	35	K
		5/16" x 6½"	Each	K	.37†	5 Pcs.	100 Pcs.	30	K
		⅜" x 7¾"	Each	K	.55†	5 Pcs.	100 Pcs.	43	K
8420	Flat Head Bolt & Nut	3/16" x ½"	Pack	K	.29	10 Pks.	200 Pks.	33	K
		3/16" x ¾"	Pack	K	.29	10 Pks.	200 Pks.	35	K
		3/16" x 1"	Pack	K	.29	10 Pks.	200 Pks.	35	K
		3/16" x 1½"	Pack	K	.29	10 Pks.	200 Pks.	38	K
		3/16" x 2"	Pack	K	.29	10 Pks.	200 Pks.	32	K
		¼" x ½"	Pack	K	.29	10 Pks.	200 Pks.	36	K
		¼" x ¾"	Pack	K	.29	10 Pks.	200 Pks.	40	K
		¼" x 1"	Pack	K	.29	10 Pks.	200 Pks.	38	K
		¼" x 1½"	Pack	K	.29	10 Pks.	200 Pks.	45	K
		¼" x 2"	Pack	K	.29	10 Pks.	200 Pks.	41	K
8421	Round Head Bolt & Nut	3/16" x ½"	Pack	K	.29	10 Pks.	200 Pks.	35	K
		3/16" x ¾"	Pack	K	.29	10 Pks.	200 Pks.	36	K
		3/16" x 1"	Pack	K	.29	10 Pks.	200 Pks.	37	K
		3/16" x 1½"	Pack	K	.29	10 Pks.	200 Pks.	39	K
		3/16" x 2"	Pack	K	.29	10 Pks.	200 Pks.	32	K
		¼" x ½"	Pack	K	.29	10 Pks.	200 Pks.	38	K
		¼" x ¾"	Pack	K	.29	10 Pks.	200 Pks.	43	K
		¼" x 1"	Pack	K	.29	10 Pks.	200 Pks.	39	K
		¼" x 1½"	Pack	K	.29	10 Pks.	200 Pks.	48	K
		¼" x 2"	Pack	K	.29	10 Pks.	200 Pks.	43	K

FINISH SYMBOL COMPARISON TABLE

Stanley	K
U. S. Govt.	US2C

Prices are per unit as indicated in "Order and Price Unit" column unless otherwise specified.

All prices are for items furnished with screws (as specified in catalog) unless otherwise stated in price list.

CLASS NO.	PRODUCT	SIZE	ORDER AND PRICE UNIT	FINISHES AND PRICES		BOX QUAN.	CASE QUAN.	CASE WEIGHT (LBS.)	QUIK-SHIP Items
V8440	Hooks and Eyes	1½"	Pack	K	$0.21↑	20 Pks.	200 Pks.	16	K
		2"	Pack	K	.21↑	20 Pks.	200 Pks.	21	K
		2½"	Pack	K	.21↑	20 Pks.	200 Pks.	19	K
V8450-8	Screw Eyes	.....	Pack	K	.21↑	20 Pks.	200 Pks.	29	K
V8450-10	Screw Eyes	.....	Pack	K	.21↑	20 Pks.	200 Pks.	17	K
V8450-210	Screw Eyes	.....	Pack	K	.21↑	20 Pks.	200 Pks.	19	K
V8450-212½	Screw Eyes	.....	Pack	K	.21↑	20 Pks.	200 Pks.	10	K
V8450-214½	Screw Eyes	.....	Pack	K	.21↑	20 Pks.	200 Pks.	6	K
V8450-216½	Screw Eyes	.....	Pack	K	.21↑	20 Pks.	200 Pks.	4	K
V8460-806	Round Screw Hooks	.....	Pack	K	.21↑	20 Pks.	200 Pks.	35	K
V8460-808	Round Screw Hooks	.....	Pack	K	.21↑	20 Pks.	200 Pks.	25	K
V8460-810	Round Screw Hooks	.....	Pack	K	.21↑	20 Pks.	200 Pks.	17	K
V8460-812	Round Screw Hooks	.....	Pack	K	.21↑	20 Pks.	200 Pks.	11	K
V8465-908	Sq. Screw Hooks	.....	Pack	K	.21↑	20 Pks.	200 Pks.	19	K
V8465-910	Sq. Screw Hooks	.....	Pack	K	.21↑	20 Pks.	200 Pks.	14	K
V8465-912	Sq. Screw Hooks	.....	Pack	K	.21↑	20 Pks.	200 Pks.	10	K
V8481	Cup Hooks	½"	Pack		.21↑	20 Pks.	200 Pks.	4	Yes
		⅝"	Pack		.21↑	20 Pks.	200 Pks.	6	Yes
		¾"	Pack		.21↑	20 Pks.	200 Pks.	6	Yes
		⅞"	Pack		.21↑	20 Pks.	200 Pks.	7	Yes
		1"	Pack		.21↑	20 Pks.	200 Pks.	9	Yes
		1¼"	Pack		.21↑	20 Pks.	200 Pks.	7	Yes
		1½"	Pack		.21↑	20 Pks.	200 Pks.	10	Yes
V8500	Giant Hanger Assortment	.....	Pack	K	1.21↑	5 Pks.	50 Pks.	53	K
8501	Single Straight Hook	3"	Each	K	.11↑	20 Pcs.	200 Pcs.	19	K
8502	Single Curved Hook	2"	Each	K	.11↑	20 Pcs.	200 Pcs.	18	K
8503	Single Straight Hook	6"	Each	K	.16↑	20 Pcs.	200 Pcs.	26	K
8504	Single Curved Hook	4"	Each	K	.16↑	20 Pcs.	200 Pcs.	26	K
8505	Double Curved Hook	4½"	Each	K	.32↑	10 Pcs.	100 Pcs.	27	K
8506	Double Straight Hook	6"	Each	K	.32↑	10 Pcs.	100 Pcs.	27	K
8507	Shelf Bracket	8"	Each	K	.51↑	10 Pcs.	100 Pcs.	32	K
8508	Shelf Bracket	12"	Each	K	.62↑	10 Pcs.	100 Pcs.	42	K

FINISH SYMBOL COMPARISON TABLE

Stanley	K
U. S. Govt.	US2C

Prices are per unit as indicated in "Order and Price Unit" column unless otherwise specified.

All prices are for items furnished with screws (as specified in catalog) unless otherwise stated in price list.

AVAILABLE ONLY TO ACCOUNTS AUTHORIZED TO SELL THE "600" HINGE LINE.

CLASS NO.	PRODUCT	SIZE	ORDER AND PRICE UNIT	FINISHES AND PRICES† Finish; P	Finishes; A5, LA	Finishes; CM, CMD	CASE QUAN.★	CASE WEIGHT (LBS.)	QUIK-SHIP Items
600	Full Mortise Regular Weight	3½" x 3"	Pair	$1.93†	$2.83†	$4.50†	50 Pr.	58	. . . . .
		3½" x 3½"	Pair	1.93†	2.83†	4.50†	50 Pr.	64	CMD, P
		4" x 3½"	Pair	2.78†	3.48†	4.88†	24 Pr.	39	. . . . .
		4" x 4"	Pair	2.78†	3.48†	4.88†	24 Pr.	41	A5, CM, CMD, LA, P
		4½" x 4"	Pair	4.08†	4.69†	6.43†	24 Pr.	47	A5, CM, CMD, LA, P
		4½" x 4½"	Pair	4.08†	4.69†	6.43†	24 Pr.	51	A5, CM, CMD, LA, P
		5" x 4"	Pair	10.62†	11.62†	14.16†	15 Pr.	38	. . . . .
		5" x 4½"	Pair	10.62†	11.62†	14.16†	15 Pr.	40	. . . . .
		5" x 5"	Pair	10.62†	11.62†	14.16†	15 Pr.	42	CMD
600½**				add $4.20† per pair to prices of No. 600 Hinge					
BB600	Full Mortise Regular Weight	3½" x 3½"	Pair	$8.33†	$9.15†	$10.63†	45 Pr.	60	CMD, P
		4" x 4"	Pair	9.17†	9.91†	11.53†	24 Pr.	43	A5, CM, CMD, LA, P
		4½" x 4"	Pair	9.81†	10.50†	12.53†	24 Pr.	49	A5, CM, CMD, LA, P
		4½" x 4½"	Pair	9.81†	10.50†	12.53†	24 Pr.	53	A5, CM, CMD, CMD (NRP)*, LA, P
		5" x 4"	Pair	16.22†	17.09†	19.43†	15 Pr.	37	CMD, P
		5" x 4½"	Pair	16.22†	17.09†	19.43†	15 Pr.	40	A5, CMD, P
		5" x 5"	Pair	16.22†	17.09†	19.43†	15 Pr.	44	A5, CMD, P
BB600½**				add $4.20† per pair to prices of No. BB600 Hinge					
BB601	Full Mortise Extra Heavy	4½" x 4½"	Pair	$26.82†	$27.88†	$29.44†	15 Pr.	46	A5, CMD, P
		5" x 4½"	Pair	31.27†	32.28†	33.84†	12 Pr.	42	A5, CM, CMD, CMD (NRP)*, P
		5" x 5"	Pair	31.27†	32.28†	33.84†	12 Pr.	46	P
		6" x 4½"	Pair	52.28†	54.06†	57.71†	12 Pr.	54	. . . . .
		6" x 5"	Pair	52.28†	54.06†	57.71†	12 Pr.	56	. . . . .
		6" x 6"	Pair	52.28†	54.06†	57.71†	12 Pr.	62	. . . . .
		8" x 6"	Pair	104.06†	105.70†	108.34†	To order	. . .	. . . . .
BB607	Pivot-Reinforced Hinge Set	5" x 4½"	Set	74.06†	75.77†	77.91†	1 Set	6	. . . . .
BB608	Pivot-Reinforced Hinge Set	5" x 4½"	Set	74.06†	75.77†	77.91†	1 Set	6	. . . . .
BB609	Pivot-Reinforced Hinge Set	5" x 4½"	Set	74.06†	75.77†	77.91†	1 Set	7	. . . . .
BB610	Half Surface Regular Weight	4½"	Pair	22.74†	24.33†	27.70†	15 Pr.	40	CMD
		5"	Pair	32.04†	33.78†	37.13†	12 Pr.	44	. . . . .
BB611	Half Surface Extra Heavy	4½"	Pair	55.24†	57.78†	60.89†	15 Pr.	55	. . . . .
		5"	Pair	64.00†	66.72†	69.85†	12 Pr.	54	. . . . .
		6"	Pair	76.54†	79.86†	84.65†	12 Pr.	82	. . . . .
BB620	Half Mortise Regular Weight	4½"	Pair	23.85†	25.46†	28.86†	15 Pr.	32	. . . . .
		5"	Pair	33.55†	35.30†	38.69†	12 Pr.	33	. . . . .

**These hinges are highly polished in place of regular machine polished.

*See page III for NRP addition.

★For box quantity, see catalog page.

FINISH SYMBOL COMPARISON TABLE						
Stanley	A5	CM	CMD	LA	P
U. S. Govt.	US10	US26	US26D	....	USP

Prices are per unit as indicated in "Order and Price Unit" column unless otherwise specified.

All prices are for items furnished with screws (as specified in catalog) unless otherwise stated in price list.

†TO PRICE OTHER FINISHES — SEE PAGE IV.

AVAILABLE ONLY TO ACCOUNTS AUTHORIZED TO SELL THE "600" HINGE LINE.

CLASS NO.	PRODUCT	SIZE	ORDER AND PRICE UNIT	FINISHES AND PRICES† Finish; P	Finishes; A5, LA	Finishes; CM, CMD	CASE QUAN.★	CASE WEIGHT (LBS.)	QUIK-SHIP Items
BB621	Half Mortise Extra Heavy	4½"	Pair	$57.75†	$60.36†	$63.49†	15 Pr.	41	.....
		5"	Pair	66.53†	69.29†	72.43†	12 Pr.	42	.....
		6"	Pair	79.70†	83.06†	87.82†	12 Pr.	59	.....
BB630	Full Surface Regular Weight	4½"	Pair	23.85†	25.46†	28.86†	15 Pr.	40	.....
		5"	Pair	33.55†	35.30†	38.69†	12 Pr.	41	.....
BB631	Full Surface Extra Heavy	4½"	Pair	57.75†	60.36†	63.49†	15 Pr.	51	.....
		5"	Pair	66.53†	69.29†	72.43†	12 Pr.	51	.....
		6"	Pair	79.70†	83.06†	87.82†	12 Pr.	74	.....
BB641	Half Mortise Extra Heavy	5"	Pair	61.95†	63.41†	65.20†	12 Pr.	47	.....
BB648	Full Mortise Extra Heavy	5"	Pair	61.95†	63.41†	65.20†	12 Pr.	47	.....
BB651	Full Surface Extra Heavy	5"	Pair	61.95†	63.41†	65.20†	12 Pr.	59	.....
BB659	Half Surface Extra Heavy	5"	Pair	61.95†	63.41†	65.20†	12 Pr.	59	.....
					Finishes; A5, LA	Finishes; CM, CMD			
BB660	Full Mortise Regular Weight	3½" x 3½"	Pair		$20.14†	$22.29†	45 Pr.	62	.....
		4" x 4"	Pair		21.44†	24.19†	24 Pr.	45	.....
		4½" x 4"	Pair		22.64†	26.07†	24 Pr.	53	A5, CMD
		4½" x 4½"	Pair		22.64†	26.07†	24 Pr.	57	A5, CMD, CMD (NRP)*
		5" x 4"	Pair		28.42†	31.70†	15 Pr.	39	.....
		5" x4½"	Pair		28.42†	31.70†	15 Pr.	43	A5, CMD
		5" x 5"	Pair		28.42†	31.70†	15 Pr.	48	.....
					Metals; STS, STSD				
BB660STS & STSD	Full Mortise Regular Weight	3½" x 3½"	Pair		$27.85†		45 Pr.	60	.....
		4" x 4"	Pair		30.24†		24 Pr.	43	.....
		4½" x 4"	Pair		32.55†		24 Pr.	49	.....
		4½" x 4½"	Pair		32.55†		24 Pr.	53	.....
		5" x 4"	Pair		39.64†		15 Pr.	37	.....
		5" x 4½"	Pair		39.64†		15 Pr.	40	.....
		5" x 5"	Pair		39.64†		15 Pr.	44	.....
					Finishes; A5, LA	Finishes; CM, CMD			
BB661	Full Mortise Extra Heavy	4½" x 4½"	Pair		$37.08†	$40.28†	15 Pr.	49	CM, CMD (NRP)*
		5" x 4½"	Pair		42.65†	45.76†	12 Pr.	46	A5, CMD, CMD (NRP)*
		5" x 5"	Pair		42.65†	45.76†	12 Pr.	49	A5, CMD
		6" x 4½"	Pair		62.58†	68.68†	12 Pr.	61	.....
		6" x 5"	Pair		62.58†	68.68†	12 Pr.	63	.....
		6" x 6"	Pair		62.58†	68.68†	12 Pr.	74	.....
					Metals; STS, STSD				
BB661STS & STSD	Full Mortise Extra Heavy	4½" x 4½"	Pair		$50.34†		15 Pr.	46	.....
		5" x 4½"	Pair		57.20†		12 Pr.	42	.....
		5" x 5"	Pair		57.20†		12 Pr.	46	.....
		6" x 6"	Pair		85.86†		12 Pr.	62	.....

★For box quantity, see catalog page.

*See page III for NRP addition.

FINISH SYMBOL COMPARISON TABLE								
Stanley	A5	CM	CMD	LA	P	STS	STSD
U. S. Govt.	US10	US26	US26D	....	USP	US32	US32D

Prices are per unit as indicated in "Order and Price Unit" column unless otherwise specified.

All prices are for items furnished with screws (as specified in catalog) unless otherwise stated in price list.

†TO PRICE OTHER FINISHES — SEE PAGE IV.

AVAILABLE ONLY TO ACCOUNTS AUTHORIZED TO SELL THE "600" HINGE LINE.

CLASS NO.	PRODUCT	SIZE	ORDER AND PRICE UNIT	FINISHES AND PRICES†	CASE QUAN.★	CASE WEIGHT (LBS.)	QUIK-SHIP Items
				Finishes; A5, LA / Finish; CMD			
BB667	Pivot Reinforced Hinge Set	5″ x 4½″	Set	**$90.15†** / **$96.13†**	1 Set	6	.....
BB668	Pivot Reinforced Hinge Set	5″ x 4½″	Set	**90.15†** / **96.13†**	1 Set	7	.....
BB669	Pivot Reinforced Hinge Set	5″ x 4½″	Set	**90.15†** / **96.13†**	1 Set	7	.....
				Metal; STSD			
BB668STSD	Pivot Reinforced Hinge Set	5″ x 4½″	Set	**$120.12†**	1 Set	7	.....
BB669STSD	Pivot Reinforced Hinge Set	5″ x 4½″	Set	**120.12†**	1 Set	7	.....
				Finishes; A5, LA / Finishes; CM, CMD			
BB670	Half Surface, Regular Weight	4½″	Pair	**$50.59†** / **$55.48†**	15 Pr.	44	.....
		5″	Pair	**60.82†** / **65.70†**	12 Pr.	48	.....
				Metals; STS, STSD			
BB670STS & STSD	Half Surface, Regular Weight	4½″	Pair	**$69.34†**	15 Pr.	40	.....
		5″	Pair	**82.13†**	12 Pr.	44	.....
				Finishes; A5, LA / Finishes; CM, CMD			
BB671	Half Surface, Extra Heavy	4½″	Pair	**$67.17†** / **$72.23†**	15 Pr.	59	.....
		5″	Pair	**81.25†** / **86.28†**	12 Pr.	58	.....
		6″	Pair	**102.36†** / **109.34†**	12 Pr.	90	.....
				Metals; STS, STSD			
BB671STS & STSD	Half Surface, Extra Heavy	4½″	Pair	**$90.28†**	15 Pr.	55	.....
		5″	Pair	**107.84†**	12 Pr.	54	.....
		6″	Pair	**136.64†**	12 Pr.	82	.....
				Finishes; A5, LA / Finishes; CM, CMD			
BB680	Half Mortise Regular Weight	4½″	Pair	**$52.85†** / **$57.78†**	15 Pr.	36	.....
		5″	Pair	**63.54†** / **68.44†**	12 Pr.	37	.....
				Metals; STS, STSD			
BB680STS & STSD	Half Mortise Regular Weight	4½″	Pair	**$72.25†**	15 Pr.	32	.....
		5″	Pair	**85.55†**	12 Pr.	33	.....
				Finishes; A5, LA / Finishes; CM, CMD			
BB681	Half Mortise Extra Heavy	4½″	Pair	**$70.33†** / **$75.44†**	15 Pr.	46	.....
		5″	Pair	**83.81†** / **88.85†**	12 Pr.	47	.....
		6″	Pair	**106.20†** / **113.17†**	12 Pr.	64	.....
				Metals; STS, STSD			
BB681STS & STSD	Half Mortise Extra Heavy	4½″	Pair	**$94.29†**	15 Pr.	41	.....
		5″	Pair	**111.08†**	12 Pr.	42	.....
		6″	Pair	**141.47†**	12 Pr.	59	.....

★For box quantity, see catalog page.

FINISH SYMBOL COMPARISON TABLE

Stanley	A5	CM	CMD	LA	P	STS	STSD
U. S. Govt.	US10	US26	US26D	....	USP	US32	US32D

Prices are per unit as indicated in "Order and Price Unit" column unless otherwise specified.

All prices are for items furnished with screws (as specified in catalog) unless otherwise stated in price list.

†TO PRICE OTHER FINISHES — SEE PAGE IV.

AVAILABLE ONLY TO ACCOUNTS AUTHORIZED TO SELL THE "600" HINGE LINE.

CLASS NO.	PRODUCT	SIZE	ORDER AND PRICE UNIT	FINISHES AND PRICES†			CASE QUAN.★	CASE WEIGHT (LBS.)	QUIK-SHIP Items
				Finishes; A5, LA		Finishes; CM, CMD			
BB690	Full Surface	4½"	Pair	$52.85†		$57.78†	15 Pr.	42	.....
	Regular Weight	5"	Pair	63.54†		68.44†	12 Pr.	45	.....
				Metals; STS, STSD					
BB690STS & STSD	Full Surface	4½"	Pair	$72.25†			15 Pr.	40	.....
	Regular Weight	5"	Pair	85.55†			12 Pr.	41	.....
				Finishes; A5, LA		Finishes; CM, CMD			
BB691	Full Surface	4½"	Pair	$70.33†		$75.44†	15 Pr.	56	.....
	Extra Heavy	5"	Pair	83.81†		88.85†	12 Pr.	57	.....
		6"	Pair	106.20†		113.17†	12 Pr.	80	.....
				Metals; STS, STSD					
BB691STS & STSD	Full Surface	4½"	Pair	$94.29†			15 Pr.	51	.....
	Extra Heavy	5"	Pair	111.08†			12 Pr.	51	.....
		6"	Pair	141.47†			12 Pr.	74	.....
				Finish; P	Finishes; A5, LA	Finishes; CM, CMD			
BB1600	Full Mortise	4" x 3½"	Pair	$11.34†	$12.25†	$14.29†	24 Pr.	37	.....
	Regular Weight	4" x 4"	Pair	11.34†	12.25†	14.29†	24 Pr.	43	**CMD**
		4½" x 4"	Pair	12.12†	13.01†	15.52†	24 Pr.	52	**CM, CMD**
		4½" x 4½"	Pair	12.12†	13.01†	15.52†	24 Pr.	56	**CM, CMD**
BB1601	Full Mortise	5" x 4½"	Pair	38.67†	39.90†	41.86†	12 Pr.	42	.....
	Extra Heavy	5" x 5"	Pair	38.67†	39.90†	41.86†	12 Pr.	45	.....
					Finishes; A5, LA	Finishes; CM, CMD			
BB1660	Full Mortise	4" x 3½"	Pair		$26.53†	$29.94†	24 Pr.	41	.....
	Regular Weight	4" x 4"	Pair		26.53†	29.94†	24 Pr.	45	.....
		4½" x 4"	Pair		27.99†	32.26†	24 Pr.	52	.....
		4½" x 4½"	Pair		27.99†	32.26†	24 Pr.	57	.....
BB1661	Full Mortise	5" x 4½"	Pair		52.73†	56.64†	12 Pr.	46	.....
	Extra Heavy	5" x 5"	Pair		52.73†	56.64†	12 Pr.	49	.....

★For box quantity, see catalog page.

FINISH SYMBOL COMPARISON TABLE

Stanley	A5	CM	CMD	LA	P	STS	STSD
U. S. Govt.	US10	US26	US26D	....	USP	US32	US32D

Prices are per unit as indicated in "Order and Price Unit" column unless otherwise specified.

All prices are for items furnished with screws (as specified in catalog) unless otherwise stated in price list.

†TO PRICE OTHER FINISHES — SEE PAGE IV.

STANLEY

STANLEY HARDWARE GUARANTEE

Every Stanley Hardware product has been carefully manufactured and is guaranteed to be free from defects in workmanship or material.

Stanley Hardware's liability under all warranties, express or implied, shall be limited to replacement of defective goods. The defective product must be returned to our factory at New Britain, Connecticut, transportation charges prepaid.

This is the only guarantee that Stanley Hardware makes. No other guarantee is authorized.

QUIK-SHIP Items

The items our distributors sell in greatest volume have been identified as "QUIK-SHIP" items. Because of this high volume, ample stocks of all "QUIK-SHIP" items are maintained at our New Britain plant and most items at our warehouses to assure you of the fastest possible service so that you may secure the best possible inventory turnover.

"STOCK" items are identified in this price book in the last column under "QUIK-SHIP ITEMS," either by the finish symbol or by the word "yes".

PLEASE NOTE: If you need this faster than normal service, include only "QUIK-SHIP" items on one order. All orders will be shipped regardless of weight unless we are specifically instructed to ship with other goods.

STANLEY®

STANLEY HARDWARE

Division of The Stanley Works

NEW BRITAIN, CONNECTICUT, U.S.A.

ZIP CODE 06050

Printed in U.S.A.

CATALOG
NUMBER
20
STANLEY HARDWARE
1965

THE STANLEY® WORKS

SALES OFFICE – NEW YORK – Empire State Building, Room 6505, 350 Fifth Avenue, New York, New York 10001

SALES OFFICES AND WAREHOUSES – ATLANTA – 205 Armour Drive, N. E., Atlanta, Georgia 30324

CHICAGO – 4455 North Avenue, Melrose Park, Illinois 60160

DALLAS – 635 Regal Row, Dallas, Texas 75247

SAN FRANCISCO – 320 Valley Drive, Crocker Industrial Park, South San Francisco, Calif. 94128

STANLEY HARDWARE Division of The Stanley Works – New Britain, Connecticut, U.S.A.

Copyright The Stanley Works 1965

FOREWORD

Stanley Hardware, Division of The Stanley Works, takes great pride in presenting you with this new No. 20 catalog. Since Stanley started manufacturing hardware in 1843, our policy has been and continues to be to manufacture only the finest quality products at the lowest possible prices.

Every effort has been made to give you complete information on our products, assembled in easy-to-read fashion. Twenty sectional dividers, continuously numbered pages, large illustrations, and large product numbers assist you in easily locating the hardware applicable to your markets. Large 3-ring binders permit the open catalog to lie flat for easy reading and page insertions. Paper of greater strength with large hole punching minimizes tear-out problems.

Our desire is to continuously improve our catalog and make it easier for you to use. We welcome your suggestions.



STANLEY HARDWARE GUARANTEE

Every Stanley Hardware product has been carefully manufactured and is guaranteed to be free from defects in workmanship or material.

Stanley Hardware's liability under all warranties, express or implied, shall be limited to replacement of defective goods. The defective product must be returned to our factory at New Britain, Connecticut, transportation charges prepaid.

This is the only guarantee that Stanley Hardware makes. No other guarantee is authorized.

TRADE MARKS

All persons are cautioned against misuse of any of our trade marks and trade names. Our trade marks include the name "STANLEY" and all are fully protected by registration in the U. S. and foreign countries.



THE STANLEY WORKS, NEW BRITAIN, CONNECTICUT

STANLEY MANUFACTURES MORE THAN 20,000 QUALITY PRODUCTS in 26 plants in the United States, Canada, England, Germany, Italy, and Australia. In addition to Stanley Hardware, with plants in New Britain, Conn. other divisions of The Stanley Works include:

HAND TOOLS DIVISION
Wood and Metal Working Hand Tools
Plants in New Britain, Connecticut, Plantsville, Connecticut, Newark, New Jersey, Omaha, Nebraska, Stockbridge, Vermont

POWER TOOLS DIVISION
Portable Power Tools
Plants in New Britain, Connecticut, New Bern, North Carolina

AIR TOOLS DIVISION
Portable Air Tools
Plant in Cleveland, Ohio

STANLEY-JUDD DIVISION
Drapery Hardware and Wood Specialties
Plants in Wallingford, Connecticut, Chattanooga, Tennessee

BUILDING SPECIALTIES DIVISION
Aluminum Windows and Doors, Architectural Aluminum and Aluminum Curtain Walls
Plants in North Miami, Florida, Summerville, South Carolina

STEEL STRAPPING DIVISION
Steel Strapping, Steel Strapping Tools and Accessories
Plants in New Britain, Connecticut, Pittsburg, California

STEEL DIVISION
Cold Rolled Strip Steel
Plant in New Britain, Connecticut

DOOR OPERATING EQUIPMENT DIVISION
Automatic Door Operators and Controls
Plant in New Britain, Connecticut

INDUSTRIAL COMPONENTS DIVISION
Springs, Wire Forms, Screw Machine Parts
Plant in Forestville, Connecticut

INDUSTRIAL HARDWARE DIVISION
Custom Fabricated Stampings and Assemblies, Special Hinges
Plant in New Britain, Connecticut

CHEMICAL DIVISION
Industrial Finishes and Industrial Maintenance Paint
Plant in East Berlin, Connecticut

Canadian Subsidiaries –
The Stanley Works of Canada, Ltd., Hamilton, Ontario and Roxton Pond, Quebec
Stanley Steel Company, Ltd., Hamilton, Ontario

English Subsidiaries –
Stanley Works (G.B.), Ltd., Sheffield and Ecclesfield
Stanley-Bridges, Ltd., London

German Subsidiary –
Stanley Works G.m.b.H.
Velbert, (Rhineland) Germany

Italian Subsidiary –
Stanley Works (Italia) S.r.l.
Figino, Serenza (Como) Italy

The outlined areas numbered in the photo above are where the following operations are located:

(1) Executive Offices, Export Offices, Hardware Offices, Staff Departments, Corporate Laboratory

(2) Hardware Division, Door Operating Equipment Division (3) Power Plant (4) Industrial Hardware Division (5) Steel Division

(6) Power Tools Division (7) Hand Tools Division (8) Steel Strapping Division, Statistical Analysis Department

INDEX, GENERAL
INFORMATION

ALPHABETICAL INDEX

A — Page Number

Accordion Door Hangers 179, 179A, 179B
Accordion Door Hardware 179, 179A, 179B
Adjusters, Storm Sash 206, 258
Aligner, Bi-fold Doors 129, 130, 132
Aluminum Ball Bearing Hinges 52, 54
Antique Hardware 114-117
Application of Hinges 18

B

Back Flap Hinges 121, 240
Ball Bearing Hinges 37-78
Ball Bearing Hinges, Garage 163, 164
Bar Holders 178
Bar Latches 114, 196, 236
Bars, Closet 155, 158, 246
Basket Hasps 189, 190, 240
Beveling Description 32
Bi-fold Door Hardware 125, 127-132
Black Ornamental Hardware 114-117
Blind Hardware 207, 208
Blind Hinges 207, 208
Blind Holdbacks 207
Bolt Hooks 186
Bolt Hooks and Strap Hinges 186
Bolts 101, 160, 161, 191-194
Bolts and Nuts 212, 253
Bolts, Barrel 192, 249
Bolts, Cane 194
Bolts, Cellar Window 193, 249
Bolts, Chain 191, 249
Bolts, Cremone 101, 194
Bolts, Flush 161
Bolts, Foot 191, 249
Bolts, Garage Door 191, 194
Bolts, Screen 193
Bolts, Spring 193
Bolts, Surface 160
Bolts, Window Spring 193
Braces, Chair 218, 240
Braces, Corner 216-218, 235
Braces, Garage Door 182
Braces, Screen 204, 231
Braces, Screen Door 204, 231
Braces, Table Leg 223, 224
Brackets, Bi-fold Door 129, 132
Brackets, Closet Bar 155-158, 246, 259
Brackets, Folding 216, 248
Brackets, Hand Rail 100, 236
Brackets, Shelf 102, 213-216
Brackets, Track 171, 175, 177
Bright Wire Goods 209-212, 234
Bullet Catch 110
Bumper, Door 143, 147, 150
Bumper Shoes 178
Burrs 218
Butt Hinges – see Hinges
Buttons, Turn 204, 230
By-passing Sliding Door Hardware 133-142, 166, 167

C — Page Number

Cabinet Catches 107-110, 256,257
Cabinet Hardware 105-118
Cabinet Hinges 93, 94, 111-113, 115, 116, 238-244, 257, 258
Cabinet Latches 114, 117
Cabinet Pulls 105-107, 114, 243, 244, 245, 259
Carded Hardware 227-259
Catches, Bullet 110
Catches, Cabinet 107-110, 256, 257
Catches, Cupboard 107, 241
Catches, Friction 109, 110, 256, 257
Catches, Magnetic 108, 109, 256
Catches, Screen and Storm Door 201, 230
Catches, Transom 196
Cellar Window Bolts 193, 249
Cellar Window Sets 225
Center Floor Guides 143, 154, 178
Center Stop Track Bracket 171, 175, 177
Chain Bolts 191, 249
Chain Door Guard 193, 249
Chain Door Stops 202, 231
Chest Handles 197, 198, 247
Chromium Plating 29
Clamps, Line 221, 232
Clamps, Track, "Hold-fast" 171, 175, 177
Clips, Shelf Support 102, 103, 213, 214, 252
Closet Bar Glides 155, 246
Closet Bars 155, 158, 246
Closet Pole and Shelf Support 156, 157, 246
Closet Pole Supports 157, 246, 259
Clothesline Hooks 220, 232
Clothesline Pulleys 221, 232, 258
Coat and Hat Hooks 157, 236
Continuous Hinges 122-124, 245, 252
Corner Irons 217, 235
Corrugated Fasteners 219, 233
Coupling, Bi-parting Sliding Door 145, 147
Couplings, Screen 203
Cup Hooks 210, 251
Curved Trolley Tracks 173, 175, 177

D

Decimal Equivalents 35
Door Aligner, Bi-fold Doors 129, 130, 132
Door Closers, Screen and Storm 202, 230
Door Guides 129, 130, 132, 143, 144, 154, 178
Door Holders 99, 100
Door Pulls 95, 105-107, 114, 126, 129, 132, 152, 153, 196, 197, 201, 242-247
Door Silencers 101
Door Stops 98, 104, 129, 132, 143, 154, 178, 202, 231, 237, 259
Double Acting Pivots 98, 162, 238
Double Weight Hinges 77
Drawer Knobs 105-107, 114, 243-245, 259
Drawer Pulls 105-107, 114, 243-245, 259

E

Edge Pulls 152, 242
Electrotypes 30
Emergency Release Stop 98

ALPHABETICAL INDEX (cont.)

E — Page Number

End Caps 171, 175, 177
Extension Adapter, Pocket Frame Set 147
Eye Bolts 211, 250

F

Fasteners, Chain Door 193, 249
Fasteners, Corrugated 219, 233
Features of Ball Bearing Hinges 26
Federal Type Numbers 33, 34
Finishes 35
Floor Door Guides 129, 130, 132, 143, 144, 154, 178
Floor Guides, Residential Sliding Door 143, 154
Floor Hinges 159, 160
Flush Pulls 152, 153, 197, 242
Folding Door Hardware 125-132, 179-179B
Folding Door Hinges 82, 126, 129, 132
Folding Legs 225
Folding Screen Hinge, Double Acting 222, 240
Foot Bolts 191, 249
Frequency of Door Operation 19
Friction Catches 109, 110, 256, 257
Friction Hinges 67, 225

G

Garage and Industrial Door Hardware 163-182
Garage Door Bolts 191, 194
Garage Door Braces 182
Garage Door Hardware 163-182
Garage Door Hardware, By-passing Sliding 166, 167
Garage Door Hardware, Overhead 180, 181
Garage Door Hardware, Rolling 168
Garage Door Hardware, Straight Sliding 166
Garage Door Hinges 163-165, 185, 186
Garage Door Holders 182
Garage Door Latches 195, 247
Garage Door Mending Plates 217, 235
Garage Door Set, Straight Sliding 169
Garage Door Sets, "Swing-up" 180, 181
Gate Hinges 220
Gate Latches 219, 220, 232
General Hardware 213-226
Giant Hanger Hooks 212
Government Type Numbers 33, 34
Gravity Pivots 162, 238
Guard, Chain Door 193, 249
Guide, Selector 17-25
Guides, Floor Door 143, 154, 178
Guides, Residential Sliding Door 143, 154
Guide Track, Bi-fold Door 129, 132

H

H and H-L Hinges 115, 243, 257
Hand of Loose Joint Hinges 31
Hand Rail Brackets 100, 236
Handles, Chest 197, 198, 247
Hangers, Accordion Door 179, 179A, 179B
Hangers, Barn Door 169-176
Hanger Hooks 209, 210, 212, 234, 254
Hangers, Residential Sliding Door 134-142, 149-151
Hangers, Rolling Door 173
Hangers, Screen and Storm Sash 205, 230

H — Page Number

Hangers, Straight Sliding Door.. 169, 170, 172, 174, 176
Hardware Center 227-259
Hasps, Basket 189, 190, 240
Hasps, Hinge 188-190, 228, 240
Hasps, Latching Safety 188, 228
Hasps, Safety 186-190, 228, 240
Hasps and Staples 188, 190
Hat Holders 222, 257
Hinge Hasps 188-190, 228, 240
Hinge Pin Door Stop 104, 237
Hinges, 241 84
Hinges, 741 86
Hinges, Application 18
Hinges, Back Flap 121, 240
Hinges, Ball Bearing 37-78
Hinges, Ball Bearing, Full Surface.. 46, 47, 51, 60-62, 66
Hinges, Ball Bearing, Half Mortise.. 44, 45, 50, 58, 59, 65
Hinges, Ball Bearing, Half Surface.. 42, 43, 49, 56, 57, 64
Hinges, Bi-fold Doors 129, 130, 132
Hinges, Blind 207, 208
Hinges, Bolt Hook and Strap 186
Hinges, Broad 120, 239
Hinges, Cabinet 93, 94, 111-113, 115, 116, 238-244, 257, 258
Hinges, Concealed Ball Bearing 37, 38
Hinges, Continuous 122-124, 245, 252
Hinges, Double Weight 77
Hinges, Extra Heavy Pivot 75
Hinges, Fast Pin 91, 92, 94, 119-121, 239, 240
Hinges, Floor 159, 160
Hinges, Folding Door 82, 126, 129, 132
Hinges, Folding Screen 222, 240
Hinges, Friction 67, 225
Hinges, Full Mortise 37-41, 48, 52-55, 63, 67-74, 79-87, 238
Hinges, Full Surface 46, 47, 51, 60-62, 66, 111, 115, 116, 243, 257, 258
Hinges, Garage 163-165, 185, 186
Hinges, Gate 220
Hinges, H and H-L 115, 243, 257
Hinges, Half Mortise 44, 45, 50, 58, 59, 65
Hinges, Half Surface.. 42, 43, 49, 56, 57, 64, 88, 89, 238
Hinges, Half Surface Garage 163, 165
Hinges, Hand of Loose Joint 31
Hinges, Hospital Type 40, 42-52, 54-67, 80, 81
Hinges, Loose Joint 70-74, 90, 94,119
Hinges, Loose Pin 37-40, 52, 54, 55, 68, 69, 76, 79-87, 93, 94, 111, 120, 121
Hinges, Narrow 93, 94, 120, 121, 238, 239
Hinges, Olive Knuckle 73, 74, 94
Hinges, Ornamental 113, 241
Hinges, Painted, Description of 29
Hinges, Parliament 90, 207
Hinges, Paumelle 70-74, 94
Hinges, Pins, Non-removable, Description of 28
Hinges, Pins, Non-rising, Description of 28
Hinges, Pintles 185, 208
Hinges, Pivot Reinforcing 41, 53
Hinges, Plain 119-121
Hinges, Plain Bearing 79-94

ALPHABETICAL INDEX (cont.)

H — Page Number

Hinges, Plain Steel 119-121
Hinges, Prison 78
Hinges, Reinforcing Plates 28
Hinges, Round Corner 85-87
Hinges, Rules for Sizes 19
Hinges, Screen Door 81, 199, 200, 230, 231
Hinges, Screw Hooks 185
Hinges, Screw Hooks and Eyes 185
Hinges, Screw Hooks and Straps 185, 232
Hinges, Screw Packing 27
Hinges, "Slip-In" 69
Hinges, Specifications 18, 19
Hinges, Spring 113, 199, 200, 230
Hinges, Steel Door Institute 83
Hinges, Strap 116, 183, 229
Hinges, Swaging 32
Hinges, "Swing-clear" 48-51, 63-66
Hinges, T- 165, 184, 185, 229
Hinges, Table 119
Hinges, Template Description 27
Hinges, Three to a Door 20
Hinges, Tips 27
Hinges, Transom 91, 92
Hinges, Triple Weight 78
Hinges, Underwriters' Requirements 16, 17
Hinges, U. S. Government Type Numbers 33, 34
Hinges, Wardrobe Pivot 97
Hinges, Wide Throw 52, 55, 82
Holdbacks, Blind 207
Holders, Bar 178
Holders, Door 99, 100
Holders, Garage Door 182
Holders, Hat 222, 257
Holders, Stake 178
"Hold-fast" Track Clamp 171, 175, 177
Hooks, Clothesline 220, 232
Hooks, Coat and Hat 157, 236
Hooks, Cup 210, 251
Hooks, Screw 185, 209, 210, 234
Hooks, Shoulder 210, 251
Hooks and Eyes 210, 234
Hooks and Staples 190
Hospital Hardware 37-67, 75-78, 80, 81, 98-101

I

Industrial Door Hardware 163-178
Irons, Corner 216, 217, 235

J

Jamb Floor Guide 143
Jamb Mounted Pivot Bracket 129, 132
Jig, Mortising 71

K

Knob Pulls .. 105-107, 114, 126, 129, 132, 243-245, 259

L

Latches, Bar 114, 196, 236
Latches, Cabinet 114, 117
Latches, Gate 219, 220, 232
Latches, Interior Residential Sliding Door 154

L — Page Number

Latches, Roller 99, 161, 257
Latches, Screen and Storm Door 202, 203, 231, 258
Latches, Sliding Door 154
Latches, Thumb 117, 195
Latching Safety Hasp 188, 228
Lid Supports 223
Lifts, Sash 226, 236
Lifts, Screen 201, 247
Line Clamp 221, 232
Lock, Sash 226, 237
Loose Joint Hinges 70-74, 90, 94, 119

M

Magnetic Bar 224
Magnetic Catches 108, 109,256
Mending Plates 217, 235
Metals 29
Mortising Jig 71
Multiple Folding Door Hardware 126, 127, 179, 179A, 179B

O

Olive Knuckle Hinges 73, 74, 94
Ornamental Hardware 114-117, 243, 257
Ornamental Hinges 113, 241

P

Padlock Eyes 196
Painted Hinge Description 29
Panel Tracks 144
Paper Templates 27
Parliament Hinges 90, 207
Paumelle Hinges 70-74, 94
Pins, Non-removable, Description of 28
Pins, Non-rising, Description of 28
Pintle Hinges 185, 208
Pivot Bracket, Bi-fold Doors 129, 132
Pivot, Double Acting 98, 162, 238
Pivot, Extra Heavy 75
Pivot, Gravity 162, 238
Pivot Reinforcing Hinge 41, 53
Pivot Socket, Bi-fold Doors 129, 130, 132
Pivot, Wardrobe Hinge 97
Plain Bearing Hinges 79-94
Plain Hinges 119-121
Pocket Frame Set, Residential Sliding Door 145-147
Pole, Brackets or Sockets 157, 246, 259
Poles, Sash 101
Prison Hinges 78
Pulleys, Clothesline 221, 232, 258
Pulley, Sash 226
Pulls, Cabinet 105-107, 114, 243, 244, 245, 259
Pulls, Door 95, 105-107, 114, 126, 129, 132, 152, 153, 196, 197, 201, 242-247
Pulls, Drawer 105-107, 114, 243-245, 259
Pulls, Flush 152, 153, 197, 242
Pulls, Screen Door 201, 247
Pulls, Sliding Door 152, 153

R

Residential Sliding Door Hardware 133-154
Reversible Shelf Brackets 215, 255

ALPHABETICAL INDEX (cont.)

R — Page Number

Ring, Trap Door 197, 247
Roller Latches 99, 161, 257
Rollers, Stay 178
Rolling Door Hangers 173
Rolling Door Hardware 168
Rolling Door Track 170, 173, 175, 177
"Round-the-Corner" Hardware 168
Rubber Door Silencers 101
Rubber Door Stops 143, 154
Rustic Hardware 114-118
Rust-resisting Base 30

S

"S" Blind Holdbacks 207
Safety Hasps 186-190, 228, 240
Sash Lifts 226, 236
Sash Lock 226, 237
Sash Poles 101
Sash Pulley 226
Screen and Storm Sash Hardware 199-206, 230, 231
Screen Bolt 193
Screen Braces 204, 231
Screen Couplings 203
Screen Door Catches 201, 230
Screen Door Closer 202, 230
Screen Door Guards 203, 231
Screen Door Hinges 81, 199, 200, 230, 231
Screen Door Latch 202, 203, 231, 258
Screen Door Pulls 201, 247
Screen Door Sets 200, 201, 231
Screen Hangers 205, 230
Screen Lifts 201, 247
Screw Eyes 209, 234
Screw Hooks 209, 210, 234
Screw Hook and Eye Hinges 185
Screw Hook and Strap Hinges 185, 232
Screws, Wood 211, 253
Selector Guide 17-30
Shelf Brackets 102, 213, 215, 216, 248, 252, 255
Shelf Brackets, Folding 216, 248
Shelf Brackets, Reversible 215, 255
Shelf Standards 102, 103, 213, 214, 251
Shelf Support Strip 102, 103, 213, 214, 251
Shoes, Bumper 178
Shoulder Hooks 210, 251
Silencers, Door 101
Sliding Door Sets, Residential 133-151
"Snappy" Catch 201, 230
"Snugger," Bi-fold Doors 130, 132
Sockets, Bi-fold Doors 129-132
Special Purpose Hardware 97-104
Stainless Steel Ball Bearing Hinges 39-47, 52-62
Stake Holders 178
Staples 188, 190
Stay Rollers 178
Steeple Tips 27
Stop, Emergency Release 98
Stops, Door 98, 104, 129, 132, 143, 154, 178, 202, 231, 237, 259
Stop, Ventilating Window 226, 237

S — Page Number

Storm Door Closer 202, 230
Storm Door Latch 202, 203, 231, 258
Storm Sash Adjusters 206, 258
Storm Sash Hangers 205, 230
Straight Sliding Door Hangers . . 169, 170, 172, 174, 176
Straight Sliding Door Hardware 166, 169
Strap Hinges 116, 183, 229
Supports, Lid 223
Supports, Table, Drop Leaf 222, 241
"Sure-Grip" Hat Holders 222, 257
Surfaset Hardware 95
Swaging of Hinges 32
"Swing-clear" Hinges 48-51, 63-66
"Swing-up" Garage Door Hardware 180, 181

T

T-hinges 165, 184, 185, 229
T-plates 217, 235
Table Hinges 119
Table Leg Braces 223, 224
Table Supports, Drop Leaf 222, 241
Template Hinges, Description of 27
Template Hinges, Screw Packing 27
Templates, Paper 27
Thumb Latches 117, 195
Tips, Hinge 27
Track, Bi-fold Doors 128-132
Track Brackets 171, 175, 177
Track, By-passing Panel 144
Track Clamp "Hold-fast" 171, 175, 177
Track, Curved Trolley 173, 175, 177
Track, Residential Sliding Door 133-144, 149-150
Track, Trolley 170, 173, 175, 177
Track, Unit Header 143
Transom Catches 196
Transom Hinges 91, 92
Trap Door Ring 197, 247
Triple Weight Hinges 78
Trucks, Trolley 170, 174, 176
Turnbuckles 211, 250
Turn Buttons 204, 230

U

Underwriters' Hinge Requirements 16, 17
Unit Header Track 143
Upward-acting Door Hardware 180, 181
U. S. Government Type Numbers 33, 34
Utility Hooks 220, 232

V

Visual Pack Hardware 227-259

W

Washers 218
Wide-throw Hinges 52, 55, 82
Window Spring Bolts 193
Window Stop 226, 237
Wire Hardware 209-212
Wood Screws 211, 253

NUMERICAL INDEX

Class No.	Product	Page
A-1BxR-1B	Plain and Safety Hasp Assortment	228
A-2xR-2	Light Strap and T-Hinge Assort.	229
A-3BxR-3B	Heavy Strap and T-Hinge Assort.	229
A-4BxR-4B	Screen and Storm Hdwe. Assort.	230
A-4CxR-4C	Screen and Storm Repair Hdwe. Assort.	231
A-5BxR-5B	Gate Hardware Assort.	232
A-6xR-6	Clothesline Hardware Assort.	232
A-7xR-7	Corrugated Fastener Assort.	233
A-8xR-8	Steel Washer Assort.	233
A-9xR-9	Hook and Eye Assort.	234
A-10xR-10	Corner Iron and Brace Assort.	235
A-11BxR-11B	Miscellaneous Home Hardware Assort.	236
A-12BxR-12B	Door Pivot and Hinge Assort.	238
A-13xR-13	Utility Door Hinge Assort.	239
A-14xR-14	Furniture Hardware Assort.	240
A-15xR-15	Sliding Door Pull Assort.	242
A-16BxR-16B	Colonial Cabinet Hardware Assort.	243
A-17BxR-17B	Contemporary Cabinet Hdwe. Assort.	244
A-18xR-18	Steel Continuous Hinge Assort.	245
A-19xR-19	Closet Hardware Assort.	246
A-20xR-20	Latch, Pull and Handle Assort.	247
A-21xR-21	Shelf Bracket Assort.	248
A-22BxR-22B	Security Bolt and Guard Assort.	248
A-23xR-23	Turnbuckle and Eye Bolt Assort.	250
A-24xR-24	Cup and Shoulder Hook Assort.	251
A-25xR-25	Shelf Strip and Bracket Assort.	251
A-26xR-26	Brass Continuous Hinge Assort.	252
A-27xR-27	Wood Screw Assortment	253
A-28xR-28	Bolt and Nut Assortment	253
A-29xR-29	Giant Hanger Assortment	254
A-30xR-30	Black Shelf Bracket Assortment	255
A-31xR-31	Goldtone Shelf Bracket Assortment	255
A-32xR-32	Cabinet Catch Assortment	256
DAP-1	Door Pivot	98
ES-1	Emergency Door Stop	98
OP-1	Adjustable Pivot, Top	75
OP-2	Adjustable Pivot, Intermediate	75
OP-3	Adjustable Pivot, Bottom	75
PMJ1	Mortising Jig	71
4	Turn Button	204
Sc4	Turn Button	204
CD4	Turn Button	204, 230
GP4½S	Guide Plate	71
5	Turn Button	204
GP5EH	Guide Plate	71
GP5S	Guide Plate	71
SC5	Turn Button	204
GP6EH	Guide Plate	71
GP6S	Guide Plate	71
15	Coupling	203
16	Coupling	203
23	Roller Latch	161
23¼	Roller Latch	161
26	Roller Latch	161
CD26	Roller Latch	161, 257
DP26	Roller Latch	161
27	Screen Corner Brace	204
CD27	Screen Corner Brace	204, 231
30	Bullet Catch	110
34	Cabinet Catch	110
CD34	Cabinet Catch	110, 257
DP34	Cabinet Catch	110
35	Cabinet Catch	109
CD35	Cabinet Catch	109, 256
DP35	Cabinet Catch	109
36	Cabinet Catch	110
37	Cabinet Catch	110
CD37	Cabinet Catch	110, 257
38	Cabinet Catch	109
40ALD	Magnetic Catch	108
41ALD	Magnetic Catch	109
CD41ALD	Magnetic Catch	109, 256
DP41ALD	Magnetic Catch	109
42	Magnetic Catch	108
CD42	Magnetic Catch	108, 256
DP42	Magnetic Catch	108
44	Roller Latch	99
44S	Roller Latch	99
46ALD	Magnetic Catch	108
CD46ALD	Magnetic Catch	108, 256
DP46ALD	Magnetic Catch	108
52	Door Silencer	101
O55	Floor Hinge	160
55	Jamb Plate	159, 160
57	Jamb Plate	159
BB92	Extra Heavy Olive Knuckle Hinge	73
BB93	Extra Heavy Paumelle Hinge	71
BB95	High Frequency Olive Knuckle Hinge	74
FBB98	Half Mortise Hinge, Extra Heavy	58
FBB98STS	Half Mortise Hinge, Extra Heavy	58
FBB98STSD	Half Mortise Hinge, Extra Heavy	58
100	Cabinet Hinge	94, 112B
FBB108	Half Mortise Hinge, Regular Weight	59
FBB108STS	Half Mortise Hinge, Regular Weight	59
FBB108STSD	Half Mortise Hinge, Regular Weight	59
FBB109	Full Surface Hinge, Extra Heavy	60
FBB109STS	Full Surface Hinge, Extra Heavy	60
FBB109STSD	Full Surface Hinge, Extra Heavy	60
FBB109½	Full Surface Hinge, Extra Heavy	61
FBB109½STS	Full Surface Hinge, Extra Heavy	61
FBB109½STSD	Full Surface Hinge, Extra Heavy	61
FBB110	Full Surface Hinge, Regular Weight	62
FBB110STS	Full Surface Hinge, Regular Weight	62
FBB110STSD	Full Surface Hinge, Regular Weight	62
FBB112	Half Surface Hinge, Regular Weight	57
FBB112STS	Half Surface Hinge, Regular Weight	57
FBB112STSD	Half Surface Hinge, Regular Weight	57
FBB113	Half Surface Hinge, Extra Heavy	56
FBB113STS	Half Surface Hinge, Extra Heavy	56
FBB113STSD	Half Surface Hinge, Extra Heavy	56
FBB138	Half Mortise Hinge, Extra Heavy	58
140	Average Frequency Paumelle Hinge	72
BB140	High Frequency Paumelle Hinge	72
BB141	High Frequency Olive Knuckle Hinge	74
BB142	Extra Heavy Olive Knuckle Hinge	73
BB143	Extra Heavy Paumelle Hinge	70
150	Gravity Pivot Hinge	162
CD150	Gravity Pivot Hinge	162, 238
152	Screen Door Hinge	199
BB153	Full Mortise Hinge, Extra Heavy	67
154	Screen Door Hinge	199
155	Floor Hinge	159
BB157	Floor Hinge	159
158	Screen Door Hinge	200
CD158	Screen Door Hinge	200, 230
FBB163	Half Surface Hinge, Extra Heavy	56
164	Half Surface Hinge	89
V164	Half Surface Hinge	89, 238

NUMERICAL INDEX (cont.)

Class No.	Product	Page
FBB167	Half Mortise Hinge, Regular Weight	59
FBB167½	Half Mortise Hinge, Regular Weight	59
FBB168	Full Mortise Hinge, Extra Heavy	52
FBB169	Full Surface Hinge, Extra Heavy	60
FBB169½	Full Surface Hinge, Extra Heavy	61
FBB170	Full Surface Hinge, Regular Weight	62
FBB171	Full Surface Hinge, Regular Weight	62
FBB172	Half Surface Hinge, Regular Weight	57
F173	Half Surface Hinge	88
FBB173	Half Surface Hinge, Regular Weight	57
F174	Full Mortise Hinge	81
FBB174	Full Mortise Hinge, Regular Weight	54
FBB177	Half Mortise Hinge, Regular Weight	59
178	Transom Hinge	91
DFP178	Transom Hinge	92
F179	Full Mortise Hinge	82, 83
F179RBP	Full Mortise Hinge	83
BB179	Full Mortise Hinge, Regular Weight	68
BB179	"Slip-In" Hinge	69
FBB179	Full Mortise Hinge, Regular Weight	55
SDI-F179	Full Mortise Hinge	83
189	Cabinet Hinge	93, 112A
F191	Full Mortise Hinge	80
F191STS	Full Mortise Hinge	80
F191STSD	Full Mortise Hinge	80
BB191	"Slip-In" Hinge	69
FBB191	Full Mortise Hinge, Regular Weight	55
FBB193	Full Mortise Hinge, Regular Weight	54
FBB193ALD	Full Mortise Hinge, Regular Weight	54
FBB193STS	Full Mortise Hinge, Regular Weight	54
FBB193STSD	Full Mortise Hinge, Regular Weight	54
F194	Full Mortise Hinge	81
195	Cabinet Hinge	93, 112A
196½	Transom Hinge	91
196½ALD	Transom Hinge	91
196½STS	Transom Hinge	91
196½STSD	Transom Hinge	91
DFP196½	Transom Hinge	92
DFP196½ALD	Transom Hinge	92
DFP196½STS	Transom Hinge	92
DFP196½STSD	Transom Hinge	92
FBB199	Full Mortise Hinge, Extra Heavy	52
FBB199ALD	Full Mortise Hinge, Extra Heavy	52
FBB199STS	Full Mortise Hinge, Extra Heavy	52
FBB199STSD	Full Mortise Hinge, Extra Heavy	52
201	Olive Knuckle Cabinet Hinge	94, 112B
205	Hat Holder	222
CD205	Hat Holder	222, 257
SCD206	Magnetic Bar	224
210	Screen Door Holder	201
CD210	Screen Door Holder	201, 230
FBB211	Pivot-reinforced Hinge	53
FBB212	Pivot-reinforced Hinge	53
FBB213	Pivot-reinforced Hinge	53
FBB221	Pivot-reinforced Hinge	53
FBB222	Pivot-reinforced Hinge	53
FBB222STSD	Pivot-reinforced Hinge	53
FBB223	Pivot-reinforced Hinge	53
FBB223STSD	Pivot-reinforced Hinge	84
241	Full Mortise Hinge	84
241RBP	Full Mortise Hinge	85
RD241	Round Corner Hinge	90
260	Parliament Hinge	
FBB264	Half Mortise Swing-Clear Hinge	65
FBB266	Full Surface Swing-Clear Hinge	66
FBB268	Full Mortise Swing-Clear Hinge	63
FBB269	Half Surface Swing-Clear Hinge	64
284	Cabinet Hinge	94, 112B
286	Cabinet Hinge	94, 112B
289	Cabinet Hinge	93, 112A
291	Transom Hinge	91
DFP291	Transom Hinge	92
295	Cabinet Hinge	93, 112A
CD295	Cabinet Hinge	93, 112A, 238
311	Continuous Hinge	123
NH311	Continuous Hinge	123
SC311	Continuous Hinge	122, 245
311¼	Continuous Hinge	123
AL311¼	Continuous Hinge	123
NH311¼	Continuous Hinge	123
SC311¼	Continuous Hinge	122, 252
STS311¼	Continuous Hinge	123
NHAL311¼	Continuous Hinge	123
SCAL311¼	Continuous Hinge	122
NHSTS311¼	Continuous Hinge	123
314	Continuous Hinge	124
NH314	Continuous Hinge	124
314¼	Continuous Hinge	124
AL314¼	Continuous Hinge	124
NH314¼	Continuous Hinge	124
STS314¼	Continuous Hinge	124
NHSTS314¼	Continuous Hinge	124
333	Pivot Cabinet Hinge	112
334	Pivot Cabinet Hinge	112
340	Wardrobe Pivot Hinge	97
343	Cabinet Spring Hinge	113
345	Hinge Hasp	189
346	Safety Hasp	190
CD346	Safety Hasp	190, 240
349	Hasp	189
363	Flush Bolt	160
377	Cremone Bolt	101
379	Flush Bolt	160
CD379	Flush Bolt	160, 248
393½	Flush Bolt	161
430	Lid Support	223
432	Lid Support	223
435	Lid Support	223
441	Table Leg Brace	223
446	Table Leg Brace	224
446¼	Table Leg Brace	224
446½	Table Leg Brace	224
448	Table Leg Brace	223
450	Bar Latch	196
CD450	Bar Latch	196, 236
453	Door Holder	99
456	Door Holder	100
458	Door Holder	100
470	Drawer Pull	106
479	Pull	201
CD479	Pull	201, 247
482	Door Pull	196
CD482	Door Pull	196, 247
486	Sash Lifts	226
CD486	Sash Lifts	226, 236
W555	Semi-concealed Cabinet Hinge	116
CDW555	Semi-concealed Cabinet Hinge	116, 243
600	Full Mortise Hinge	79

NUMERICAL INDEX (cont.)

Class No.	Product	Page
600½	Full Mortise Hinge	79
BB600	Full Mortise Hinge, Regular Weight	40
BB601	Full Mortise Hinge, Extra Heavy	39
BB601-8"	Extra Heavy Hinge	76
BB607	Pivot-reinforced Hinge Set	41
BB608	Pivot-reinforced Hinge Set	41
BB609	Pivot-reinforced Hinge Set	41
BB610	Half Surface Hinge, Regular Weight	43
BB611	Half Surface Hinge, Extra Heavy	42
BB620	Half Mortise Hinge, Regular Weight	45
BB621	Half Mortise Hinge, Extra Heavy	44
BB630	Full Surface Hinge, Regular Weight	47
BB631	Full Surface Hinge, Extra Heavy	46
BB641	Half Mortise Hinge, Swing-clear	50
BB648	Full Mortise Hinge, Swing-clear	48
BB651	Full Surface Hinge, Swing-clear	51
BB659	Half Surface Hinge, Swing-clear	49
BB660	Full Mortise Hinge, Regular Weight	40
BB660STS	Full Mortise Hinge, Regular Weight	40
BB660STSD	Full Mortise Hinge, Regular Weight	40
BB661	Full Mortise Hinge, Extra Heavy	39
BB661STS	Full Mortise Hinge, Extra Heavy	39
BB661STSD	Full Mortise Hinge, Extra Heavy	39
BB667	Pivot-reinforced Hinge Set	41
BB668	Pivot-reinforced Hinge Set	41
BB668STSD	Pivot-reinforced Hinge Set	41
BB669	Pivot-reinforced Hinge Set	41
BB669STSD	Pivot-reinforced Hinge Set	41
BB670	Half Surface Hinge, Regular Weight	43
BB670STS	Half Surface Hinge, Regular Weight	43
BB670STSD	Half Surface Hinge, Regular Weight	43
BB671	Half Surface Hinge, Extra Heavy	42
BB671STS	Half Surface Hinge, Extra Heavy	42
BB671STSD	Half Surface Hinge, Extra Heavy	42
BB680	Half Mortise Hinge, Regular Weight	45
BB680STS	Half Mortise Hinge, Regular Weight	45
BB680STSD	Half Mortise Hinge, Regular Weight	45
BB681	Half Mortise Hinge, Extra Heavy	44
BB681STS	Half Mortise Hinge, Extra Heavy	44
BB681STSD	Half Mortise Hinge, Extra Heavy	44
BB690	Full Surface Hinge, Regular Weight	47
BB690STS	Full Surface Hinge, Regular Weight	47
BB690STSD	Full Surface Hinge, Regular Weight	47
BB691	Full Surface Hinge, Extra Heavy	46
BB691STS	Full Surface Hinge, Extra Heavy	46
BB691STSD	Full Surface Hinge, Extra Heavy	46
702	Corrugated Fasteners	219, 233
711	Corrugated Fasteners	219
713	Corrugated Fasteners	219
716	Corrugated Fasteners	219
719	Corrugated Fasteners	219
734	Full Surface Garage Hinge	165
737½	Full Surface Garage Hinge	165
741	Square Corner Hinge	86
RD741	Round Corner Hinge	86
V741	Square Corner Hinge	86, 238
RD758	⅝" Radius Hinge	87
787x788	Staple Gun	103, 214
789	Staples	103, 214
791	Reversible Shelf Bracket	215
V791	Reversible Shelf Bracket	215, 255
792	Support Clip	102, 213
V792	Support Clip	102, 213, 252
SC793	Support Strip	102, 213
V793	Support Strip	102, 213, 251
794	Folding Shelf Bracket	216
V794	Folding Shelf Bracket	216, 248
795	Decorative Shelf Bracket	102, 213
CD795	Decorative Shelf Bracket	102, 213, 252
796	Rigid Shelf Bracket	215
V796	Rigid Shelf Bracket	215, 248
798	Shelf Standard	103, 214
799	Shelf Support Clip	103, 214
800	Narrow Steel Hinge	120
802	Loose Joint Hinge	119
804	Broad, Loose Pin Hinge	120
804KBP	Broad, Loose Pin Hinge	120
804RBP	Broad, Loose Pin Hinge	120
V804	Broad, Loose Pin Hinge	120, 239
808	Broad, Fast Pin Hinge	120
808RBP	Broad, Fast Pin Hinge	120
810	Drop Leaf Hinge	119
813	Loose Pin Back Flap Hinge	121
814	Fast Spun Back Flap Hinge	121
CD814	Fast Spun Back Flap Hinge	121, 240
827	Blind Hinge	207
828	Parliament Hinge	90
830	Parliament Hinge	90
830RBP	Parliament Hinge	90
838	Narrow, Fast Pin Hinge	121
CD838	Narrow, Fast Pin Hinge	121, 239
840	Narrow, Loose Pin Hinge	121
850	Extra Heavy Full Surface Hinge	119
BB852	Triple Weight Prison Hinge	78
BB855	Special Double Weight Hinge	77
BB855¼	Special Double Weight Hinge	77
W856	"H" Cabinet Hinge	115
CDW856	"H" Cabinet Hinge	115, 243
W856⅜	"H" Cabinet Hinge	115
CDW856⅜	"H" Cabinet Hinge	115, 243
W857	"H" Cabinet Hinge	115
CDW857	"H" Cabinet Hinge	115, 257
W857⅜	"H" Cabinet Hinge	115
CDW857⅜	"H" Cabinet Hinge	115, 257
W858	"H-L" Cabinet Hinge	115
CDW858	"H-L" Cabinet Hinge	115, 257
W858⅜	"H-L" Cabinet Hinge	115
CDW858⅜	"H-L" Cabinet Hinge	115, 257
875	Double Acting Hinge	222
CD875	Double Acting Hinge	222, 240
900	Light Strap Hinge	183
CD900	Light Strap Hinge	183, 229
SC900	Light Strap Hinge	183
SC900RBP	Light Strap Hinge	183
902	Heavy Strap Hinge	183
SC902	Heavy Strap Hinge	183
SC902RBP	Heavy Strap Hinge	183
V902	Heavy Strap Hinge	183, 229
904	Light T-Hinge	184
904RBP	Light T-Hinge	184
CD904	Light T-Hinge	184, 229
SC904	Light T-Hinge	184
SC904RBP	Light T-Hinge	184
906	Heavy T-Hinge	184
SC906	Heavy T-Hinge	184
SC906RBP	Heavy T-Hinge	184
908	Extra Heavy T-Hinge	185
SC908	Extra Heavy T-Hinge	185

NUMERICAL INDEX (cont.)

Class No.	Product	Page
SC908RBP	Extra Heavy T-Hinge	185
V908	Extra Heavy T-Hinge	185, 229
911	Safety Hasp	186
CD911	Safety Hasp	186, 228
SC911	Safety Hasp	186
912	Hinge Hasp	188
CD912	Hinge Hasp	188, 228
913	Staples	188
915	Safety Hasp	187
CD915	Safety Hasp	187, 228
SC915	Safety Hasp	187
SC915RBP	Safety Hasp	187
917	Safety Hasp	187
CD917	Safety Hasp	187, 228
SC917	Safety Hasp	187
918	Latching Safety Hasp	188
CD918	Latching Safety Hasp	188, 228
SC918	Latching Safety Hasp	188
925	Safety Hasp	189
CD925	Safety Hasp	189, 228
941	Hinge Hasp	189
941RBP	Hinge Hasp	189
951	Screw Hook and Strap Hinge	185
V951	Screw Hook and Strap Hinge	185,232
952	Bolt Hook and Strap Hinge	186
953	Screw Hook and Eye Hinge	185
BB957	Triple Weight Full Surface Hinge	163
BB959	Triple Weight Full Surface Hinge	163
SC966	Garage Door Hinge	165
974	Hook and Staple	190
975	Hasp and Staple	190
976	Staple	190
991	Burr	218
993½	Stake Holder	178
994	Washers	218
V994	Washers	218, 233
995	Mending Plate	217
CD995	Mending Plate	217, 235
995½	T-Plate	217
CD995½	T-Plate	217, 235
996½	Corner Iron Brace	218
CD996½	Corner Iron Brace	218, 240
997	Corner Brace	216
CD997	Corner Brace	216, 235
999	Flat Corner Iron	217
CD999	Flat Corner Iron	217, 235
1010	Cane Bolt	194
1052	Extra Heavy Cremone Bolt	194
1055	Chain Bolt	191
CD1055	Chain Bolt	191, 249
1056	Foot Bolt	191
CD1056	Foot Bolt	191, 249
1057	Foot Bolt	191
1076	Barrel Bolt	193
CD1076	Barrel Bolt	193, 249
1078	Barrel Bolt	192
CD1078	Barrel Bolt	192, 249
SC1078	Barrel Bolt	192
1084	Heavy Barrel Bolt	192
SC1084	Heavy Barrel Bolt	192
1088	Heavy Square Spring Bolt	192
W1124½	Bar Latch	114
1134	Strike	192
1136	Strike	192
1138	Strike	191
1158	Screen Door Set	200
1165	Transom Catch	196
1172	Screen Door Set	201
1174	Screen Door Set	201
1205	Chest Handle	198
CD1205	Chest Handle	198, 247
1207	Chest Handle	198
1214	Chest Handle	198
1215	Trap Door Ring	197
V1215	Trap Door Ring	197, 247
1226	Chest Handle	197
1231	Door Stop	178
W1243	Pull and Thumb Latch	117
W1243½	Pull and Thumb Latch	117
1245	Padlock Eye	196
1252	Extra Heavy Thumb Latch	195
1257	Door Pull	196
1258	Pull	201
1260	Thumb Latch	195
V1260	Thumb Latch	195, 247
1261	Gate Latch	219
V1261	Gate Latch	219, 232
1261½	Gate Latch	219
1264	Extra Heavy Thumb Latch	195
1265	Heavy Door Pull	197
1267	Gate Latch	220
CD1267	Gate Latch	220, 232
1271	Flush Door Pull	197
W1274	Door or Drawer Pull	114
CDW1274	Door or Drawer Pull	114, 243
1280	Screen Door Latch	203
V1280	Screen Door Latch	203, 258
1431	Ornamental Cabinet Hinge	113
BB1452	Full Surface Extra Heavy Hinge	164
BB1456	Full Surface Extra Heavy Hinge	164
BBTMS1456	Full Surface Extra Heavy Hinge	164
BB1458	Half Surface Extra Heavy Hinge	163
BBTMS1458	Half Surface Extra Heavy Hinge	163
1474	Ornamental Cabinet Hinge	113
1475	Ornamental Cabinet Hinge	113
CD1475	Ornamental Cabinet Hinge	113, 241
1478	Ornamental Cabinet Hinge	113
CD1478	Ornamental Cabinet Hinge	113, 241
1484	Ornamental Cabinet Hinge	113
CD1484	Ornamental Cabinet Hinge	113, 241
1490	Ornamental Cabinet Hinge	113
1527	Semi-Concealed Cabinet Hinge	111
CD1527	Semi-Concealed Cabinet Hinge	111, 244, 258
1527½	Semi-Concealed Cabinet Hinge	111
1529	Full Surface Cabinet Hinge	111
CD1529	Full Surface Cabinet Hinge	111, 258
1535	Concealed Cabinet Hinge	112
1538	Semi-Concealed Cabinet Hinge	111
1539	Full Surface Cabinet Hinge	111
CD1539	Full Surface Cabinet Hinge	111, 258
1540	Semi-Concealed Cabinet Hinge	111
1544	Concealed Cabinet Hinge	112
1545	Concealed Cabinet Hinge	112
1565	Full Surface Cabinet Hinge	111
1566	Full Surface Cabinet Hinge	111
1583	Concealed Cabinet Hinge	111
1584	Concealed Cabinet Hinge	111
1585	Concealed Cabinet Hinge	111

NUMERICAL INDEX (cont.)

Class No.	Product	Page
BB1600	Full Mortise Hinge, Regular Weight	38
BB1601	Full Mortise Hinge, Extra Heavy	37
SC1606x1652	Blind Hinge	208
SC1620x1666	Blind Hinge	208
1628RBP	Reversible Shutter Hinge	207
1629RBP	Reversible Shutter Hinge	207
1637	Gate Hinge	220
SC1640	Blind Hinge	208
SC1644	Blind Hinge	208
BB1660	Full Mortise Hinge, Regular Weight	38
BB1661	Full Mortise Hinge, Extra Heavy	37
1664	Bolt Hook	186
1665	Screw Hook	185
1685	Blind Hold Back	207
1685½	Blind Hold Back	207
1687	Blind Hold Back	207
1687½	Blind Hold Back	207
1697	Window Spring Bolt	193
1697¼	Window Spring Bolt	193
1700	Screen or Storm Door Closer	202
CD1700	Screen or Storm Door Closer	202, 230
1703	Screen or Storm Door Latch	202
V1703	Screen or Storm Door Latch	202, 231
1707	Chain Door Stop	202
V1707	Chain Door Stop	202, 231
1716	Screen or Storm Sash Hanger	205
1724	Screen or Storm Sash Hanger	205
1727	Sash Adjuster	206
CD1727	Sash Adjuster	206, 258
1728	Sash Adjuster	206
1734	Screen or Storm Sash Hanger	205
CD1734	Screen or Storm Sash Hanger	205, 230
1736	Door Guard	203
V1736	Door Guard	203, 231
1739	Screen Door Brace	204
V1739	Screen Door Brace	204, 231
1742	Screen or Storm Sash Hanger	205
1750	Screen Door Set	201
V1750	Screen Door Set	201, 231
1751	Screen Door Hinge	200
CD1751	Screen Door Hinge	200, 231
1769	Cellar Window Set	225
1774	Garage Door Holder	182
W1858	Cabinet Strap Hinge	116
W1858⅜	Cabinet Strap Hinge	116
SC1860	Safety Hasp	187
1956	Drop Leaf Support	222
CD1956	Drop Leaf Support	222, 241
2152	Screen Door Spring Hinge	199
2154	Screen Door Spring Hinge	199
CD2154	Screen Door Spring Hinge	199, 231
2550	Single Door Guide	178
2551	Double Door Guide	178
2554	Stay Roller	178
2556	Bumper Shoes	178
2558	Stay Roller	178
2559½	Stay Roller	178
WT2600	Trolley Truck	176
BBWT2600	Trolley Truck	176
XT2600	Trolley Truck	170
BBXT2600	Trolley Truck	170
BBXT2600½	Trolley Truck	170
YT2600	Trolley Truck	174
BBYT2600	Trolley Truck	174

Class No.	Product	Page
X2605	Hanger, Round the Corner	173
BBX2605	Hanger, Round the Corner	173
BBX2605½	Hanger, Round the Corner	173
W2610-C	Single Side Track Bracket	177
W2610-CS	Center Stop Track Bracket	177
Y2610-C	Single Side Track Bracket	175
Y2610-CS	Center Stop Track Bracket	175
2640	Garage Door Brace	182
W2641	Trolley Track	177
W2641-CT	Curved Trolley Track	177
W2641-EC	End Cap	177
X2641	Trolley Track	170
X2641-CT	Curved Trolley Track	173
X2641-EC	End Cap	171
XY2641	Trolley Track	170
Y2641	Trolley Track	175
Y2641-CT	Curved Trolley Track	175
Y2641-EC	End Cap	175
X2643	Trolley Track	170
X2646	Hanger (125 lb. door)	172
W2650	Hanger (1,000 lb. door)	176
BBW2650	Hanger (1,000 lb. door)	176
X2650	Hanger (350 lb. door)	169
BBX2650	Hanger (350 lb. door)	169
X2650-C	Single Side Track Bracket	171
X2650-CS	Center Stop Track Bracket	171
SX2650	Hanger and Bracket Set	169
XY2650	Hanger (450 lb. door)	172
BBXY2650	Hanger (450 lb. door)	172
Y2650	Hanger (700 lb. door)	174
BBY2650	Hanger (700 lb. door)	174
X2650½	Hanger (350 lb. door)	170
W2651	Track Bracket	177
W2651-D	Double Track Bracket	177
X2651	Track Bracket	171
X2651-D	Double Track Bracket	171
X2651-T	Triple Track Bracket	171
Y2651	Track Bracket	175
Y2651-D	Double Track Bracket	175
X2652	Track Bracket	171
X2652-D	Double Track Bracket	171
X2652½	Track Bracket	171
2670-BG	Bottom Door Guide	179, 179A
2670-BP	Bottom Door Pivot	179,179B
2670-DG	Bottom Door Guide	179, 179B
2670-MG	Mortise Door Guide Track	179, 179A, 179B
2670-TP	Top Pivot	179, 179B
X2670	Hanger	179, 179A
BBX2670	Hanger	179
BBX2670½	Hanger	179, 179A
BBX2671½	Hanger	179, 179B
2680-9	Nylon Floor Guide	154
2680-14	Steel Floor Guide	154
2683	Edge Pull	152
CD2683	Edge Pull	152, 242
2687	Sliding Door Latch Set	154
2688	Round Finger Pull	152
CD2688	Round Finger Pull	152, 242
2689	Oval Flush Pull	152
2692-11	Bumper Stop	154
2694	Flush Pull	152
2731½	Garage Door Hardware	180
PC2731½	Garage Door Hardware	180
2734	Garage Door Hardware	181

NUMERICAL INDEX (cont.)

Class No.	Product	Page
2746	Adjustable Door Brace	182
2757	Anti-sway Bracket	182
2800	By-passing Door Hardware	138
T2800	By-passing Door Track	139
2800-1	Door Hanger	139, 140
2800-2	Door Hanger	139
2801	Hanger and Guide Set	139
2802	3 By-passing Door Set	138
2803	Hanger and Guide Set	139
2807	By-passing Door Hardware	138
T2807	Aluminum Door Track	139
2808	By-passing Fascia Hardware	140
T2808	Aluminum Fascia Track	140
2809	3 By-passing Door Set	138
2818	Fascia By-passing Door Hardware	142
T2818	Fascia By-passing Door Track	142
2819	Fascia By-passing Door Hardware	142
2820	Pocket Sliding Door Hardware	148
T2820	Pocket Sliding Door Track	149
2820-1	Pocket Sliding Door Hanger	149
2820-2	Pocket Sliding Door Hanger	149
2820-5	Adjusting Wrench	130, 132
2820-9	Sliding Door 2-wheel Hanger	149
2822	Pocket Frame Hardware	145
2822-10	Bi-parting Door Coupling	145
2825	Pocket Frame Hardware	146, 147
2825-1	Hanger	147
2825-5	Bi-parting Door Coupling	147
2825-6	Extension Adapter	147
2825-9	2-wheel Hanger	146
2830-1	2-wheel Hanger	139, 142
2831	Hanger and Guide Set	139
2833	Hanger and Guide Set	139
2840	Heavy Duty By-passing Door Hardware	151
T2840	Heavy Duty By-passing Door Track	151
2842	Pocket and Bi-parting Door Hardware	150
T2842	Heavy Duty Single Door Track	150, 151
2844-1	Trolley Assembly with Link Bolt	150, 151
2844-2	Heavy Duty Hanger Assembly	150, 151
2846	Adjustable Floor Guide	143, 151
2850	By-passing Door Hardware	134
T2850	By-passing Door Track	135
2850-1	By-passing Door Hanger	135, 137
2850-2	By-passing Door Hanger	135, 137
2851	Hanger and Guide Set	135, 137
2857	By-passing Door Hardware	134
T2857	By-passing Door Track	135
2858	Fascia By-passing Door Hardware	136
T2858	Fascia By-passing Door Track	137
2860	Floor Guide	143
2861	Floor Guide	143
2862	Floor Guide	143
2864	Floor Guide	143
2865	Door Guide	143, 147, 150, 151
2880	By-passing Door Hardware	141
T2880	By-passing Door Track	141
2880-1	By-passing Door Hanger	141, 142
2880-2	By-passing Door Hanger	141
T2885	Unit-Header Track	143
T2886	Unit-Header Track	143
2891	Rubber Bumper Stop	143, 147, 150
2900	Round Flush Pull	152
CD2900	Round Flush Pull	152, 242
2901	Oblong Flush Pull	152
CD2901	Oblong Flush Pull	152, 242
2904	Oval Flush Pull	152
2906	Oval Flush Pull	152
2907	Oval Flush Pull	152
2908	Round Flush Pull	152
2910	Round Flush Pull	153
2914	Oblong Flush Pull	153
2915	Bi-folding Door Hardware	128, 129
T2915	Track	129
2915-12	Bottom Pivot	129
2915-13	Top Pivot	129
2915-14	Bottom Jamb Bracket	129
2915-15	Wrench	129
2915-17	Top Pivot Socket	129
2915-19	Guide	129
2915-20	Hinge	129
2915-21	Bumper	129
2918	Round Flush Pull	153
2919	Oblong Flush Pull	153
2920	Round Flush Pull	153
2923	Round Finger Pull	153
2924	Oblong Flush Pull	153
2928	Round Flush Pull	153
2929	Oblong Flush Pull	153
2980-14	Door Aligner	129, 130, 132
2980-15	Wood Knob	129, 130, 132
2980-17	Bi-fold Surface Hinge	130, 132
2983	Bi-fold Door Hardware	130, 131, 132
2983-11	Top Door Pivot	130, 132
2983-12	Bottom Door Socket	130, 132
2983-19	Suspended Guide	130, 132
2983-25	Bottom Door Pivot	130, 132
2987-12	Bottom Door Socket	130, 132
2987-13	Top Door Pivot	130, 132
2987-18	Wood Pull	126, 127, 130, 132
2989	Bi-fold Door Hardware	130, 131, 132
T2989	Bi-fold Door Track	130, 132
2989-14	Bottom Jamb Pivot	130, 132
2989-17	Top Track Socket	130, 132
2989-19	Suspended Guide	130, 132
2989-20	Mortise Hinge	126, 127, 130, 132
2989-21	Snugger and Stop	130, 132
2995	Multiple Folding Door Hardware	126, 127
T2995	Multiple Folding Door Track	126, 127
2995-1	Hanger	126, 127
2995-2	Spring and Stud Assembly	126, 127
2995-3	Top Pivot Socket	126, 127
2995-4	Top Pivot	126, 127
2995-5	Bottom Socket	126, 127
2995-6	Bottom Pivot	126, 127
2995-7	Spacer	126, 127
2996	Multiple Folding Door Hanger Set	127
2997	Multiple Folding Door Pivot Set	127
3000	Surfaset Door Hardware	95
3002	Surfaset Door Hinge	95
3004	Surfaset Door Hinge	95
3014	Plastic Door Panel Track	144
3018	Plastic Door Panel Track	144
3030	Surfaset Door Hardware	95
3034	Plastic Door Panel Track	144
3112	Aluminum Door Panel Track	144
3114	Aluminum Door Panel Track	144
3118	Aluminum Door Panel Track	144
3134	Aluminum Door Panel Track	144

NUMERICAL INDEX (cont.)

Class No.	Product	Page
3705	Modern Door Pull	95
3707	Modern Door Pull	95
3710	Modern Door Pull	95
3714	Modern Door Pull	95
4100	Clothesline Pulley	221
4106	Clothesline Pulley	221, 258
4109	Pulley Hook	220
CD4109	Pulley Hook	220, 232
4111	Clothesline Pulley	221, 232
4226	Concave Pull	106
CD4226	Concave Pull	106, 244
4228	Concave Knob	106
CD4228	Concave Knob	106, 244
4230	Ring Pull	107
CD4230	Ring Pull	107, 259
4231	Drawer Pull	107
CD4231	Drawer Pull	107, 259
4234	Door Knob	107
CD4234	Door Knob	107, 259
4235	Door Pull	107
CD4235	Door Pull	107, 259
4236	Contemporary Pull	106
CD4236	Contemporary Pull	106, 244
4237	Pull with Black Trim	106
CD4237	Pull with Black Trim	106, 245
4238	Brandywine Knob	106
CD4238	Brandywine Knob	106, 245
W4289	Hammered Effect Knob	114
CDW4289	Hammered Effect Knob	114, 243
4420	Drawer Pull	105
4424	Drawer Pull	105
4463	Drawer Pull	106
4465	Drawer Pull	106
CD4465	Drawer Pull	106, 259
4471	Round Cabinet Knob	105
W4476	Rustic Cabinet Knob	114
CDW4476	Rustic Cabinet Knob	114, 259
4477	Solid Brass Cabinet Pull	105
4477ALD	Aluminum Cabinet Pull	105
4478	Solid Brass Cabinet Pull	105
4478ALD	Aluminum Cabinet Pull	105
4479	Solid Brass Cabinet Pull	105
4479ALD	Aluminum Cabinet Pull	105
4482	Solid Brass Cabinet Knob	105
4482ALD	Aluminum Cabinet Knob	105
7003	Sash Pulley	226
7025¼	Sash Pole	101
7036	Closet Bar	155
V7036	Closet Bar	155, 246
7037	Bar Center Support	155
V7039	Nylon Hanger Glide	155, 246
7040	Shelf and Pole Support	157
7045	Shelf and Closet Pole Bracket	156
V7045	Shelf and Closet Pole Bracket	156, 246
7046	Shelf and Pole Support	156
7050	Closet Bar	158
7051	Bar Center Support	158
7056	Plastic Pole Sockets	157
CD7056	Plastic Pole Sockets	157, 246
7070	Line Tightener Clamp	221
CD7070	Line Tightener Clamp	221, 232
7080	Cupboard Catch	107
CD7080	Cupboard Catch	107, 241
7081	Hand Rail Bracket	100
CD7081	Hand Rail Bracket	100, 236
7082	Coat and Hat Hook	157
CD7082	Coat and Hat Hook	157, 236
7084	Sash Lock	226
CD7084	Sash Lock	226, 237
7086	Spring Door Stop	104
CD7086	Spring Door Stop	104, 259
7088	Chain Door Guard	193
CD7088	Chain Door Guard	193, 249
7088¼	Chain Door Guard	193
CD7088¼	Chain Door Guard	193, 249
7089	Closet Bar Bracket	157
CD7089	Closet Bar Bracket	157, 259
7090	Hinge Pin Door Stop	104
CD7090	Hinge Pin Door Stop	104, 237
7091	Window Stop	226
CD7091	Window Stop	226, 237
CD7092	Spring Door Stop	104, 237
7100	Utility Folding Legs	225
7101	Utility Folding Leg Unit	225
8405	Flat Head Steel Wood Screws	211, 253
8406	Pan Head Steel Wood Screws	211, 253
8407	Round Head Steel Wood Screws	211, 253
8408	Flat Head Brass Wood Screws	211, 253
V8412	Shoulder Hook	210, 251
8413	Eye Bolt	211, 250
8416	Eye-with-Eye Turnbuckle	211, 250
8417	Eye-with-Hook Turnbuckle	211, 250
8420	Flat Head Bolt and Nut	212, 253
8421	Round Head Bolt and Nut	212, 253
V8440	Hooks and Eyes	210, 234
V8450	Screw Eyes	209, 234
V8460	Round Screw Hooks	209, 234
V8465	Square Screw Hooks	210, 234
V8481	Cup Hooks	210, 251
V8500	Giant Hanger Assortment	212, 254
8501	Single Straight Hook	212, 254
8502	Single Curved Hook	212, 254
8503	Single Straight Hook	212, 254
8504	Single Curved Hook	212, 254
8505	Double Curved Hook	212, 254
8506	Double Straight Hook	212, 254
8507	Shelf Bracket	212, 254
8508	Shelf Bracket	212, 254

STANLEY

UNDERWRITERS' HINGE REQUIREMENTS

Underwriters' Laboratories Inc. hinge requirements for labeled swinging, composite, hollow-metal and metal-clad (kalamein) fire doors as included in fire equipment list



COMPOSITE TYPE

- This listing covers composite fire doors of the flush design. They consist of a manufactured core material with chemically impregnated wood edge banding and untreated wood face veneers or surrounded by and encased in aluminum or steel

Hinges

- Doors (steel covered) bearing 3 HR (A) labels are provided at the factory with steel hinges
- All doors except as indicated below are intended to be provided with steel hinges not less than 4½" in height and 0.134" in thickness, or olive knuckle steel hinges not less than 6" in height and 0.225" in thickness or steel pivots (including top, bottom and intermediate) not less than 4" in height or length and 0.225" in thickness
- Doors not exceeding 5' in height and 3' in width are intended to be provided with hinges or pivots as specified above or hinges not less than 4" in height and 0.130" in thickness
- Doors not exceeding 3' in height and 2' in width are intended to be provided with hinges as specified above or hinges not less than 3" in height and 0.092" in thickness
- Two hinges or pivots are intended to be provided for all doors up to and including 5' in height and an additional hinge or pivot for each additional 2½' or fraction thereof of the height of the door
- Doors (wood or aluminum covered) are intended to be provided with hinges (not pivots) as specified above
- Mortised hinges for wood covered doors are intended to be secured to the door with No. 12 by 1¼" self-tapping sheet metal screws and surface hinges are intended to be applied with steel through bolts

HOLLOW-METAL TYPE

- This listing covers hollow-metal fire doors of formed steel of the flush and paneled design

Hinges

- Doors bearing 3 HR (A) labels are provided at the factory with steel hinges
- Doors not exceeding 8' in height bearing 1½ HR (B), ¾ HR (C), 1½ HR (D) or ¾ HR (E) labels are intended to be provided with steel hinges not less than 4½" in height and 0.134" in thickness, or olive knuckle steel hinges not less than 6" in height and 0.225" in thickness or steel pivots (including top, bottom and intermediate) not less than 4" in height or length and 0.225" in thickness
- Doors exceeding 8' in height are intended to be provided with steel hinges not less than 4½" in height and 0.180" in thickness
- Doors not exceeding 5' in height and 3' in width are intended to be provided with hinges or pivots as specified above or hinges not less than 4" in height and 0.130" in thickness
- Doors not exceeding 3' in height and 2' in width are intended to be provided with hinges or pivots as specified above or hinges not less than 3" in height and 0.092" in thickness
- Two hinges or pivots are intended to be provided for doors up to and including 5' in height and an additional hinge or pivot for each additional 2½' or fraction thereof of the height of the door

UNDERWRITERS' HINGE REQUIREMENTS (Cont'd.)



METAL-CLAD (kalamein) TYPE

- This listing covers metal-clad (kalamein) fire doors of the flush and paneled designs. They consist of metal covered wood members

Hinges

- Doors bearing 1½ HR (B), ¾ HR (C), 1½ HR (D) and ¾ HR (E) labels are intended to be provided with steel hinges not less than 4½″ in height and 0.134″ in thickness, or olive knuckle steel hinges not less than 6″ in height and 0.225″ in thickness or steel pivots (including top, bottom and intermediate) not less than 4″ in height or length and 0.225″ in thickness
- Doors not exceeding 5′ in height and 3′ in width are intended to be provided with hinges or pivots as specified above or not less than 4″ in height and 0.130″ in thickness
- Doors not exceeding 3′ in height and 2′ in width are intended to be provided with hinges or pivots as specified above or not less than 3″ in height and 0.092″ in thickness
- Surface hinges are intended to be applied to the door with steel through bolts
- Two hinges or pivots are intended to be provided for doors up to and including 5′ in height and an additional hinge for each additional 2½′ or fraction thereof of the height of the door

HINGE SELECTOR GUIDE

FACTORS DETERMINING SELECTION OF THE PROPER HINGE

Known conditions

- **A.** Material of door and frame
- **B.** Size, thickness and weight of door
- **C.** Clearance required
- **D.** Use – exterior or interior, frequency
- **E.** Atmospheric conditions
- **F.** Quality desired
- **G.** Special application or use

REQUIREMENTS FOR SELECTION OF PROPER HINGE SPECIFICATION

1. Kind of hinge **see pages 18, 20-25**

Primary consideration is given to the type of door and jamb for selection of a definite kind of hinge

2. Type of hinge – ball bearing, plain, etc.

The weight of the door and frequency used determine whether an extra-heavy, standard weight ball bearing or plain bearing hinge should be used • Extra-heavy hinges should always be used on heavy doors and doors where high frequency service is expected • Use ball bearing hinges on doors equipped with closers

3. Size of hinge **see page 19**

Determined by width and thickness of door and trim to clear

4. Kind of metal **see page 29**

Determined by considerations such as atmospheric conditions, location of doors, or special conditions as in chemical laboratories, sewage disposal plants, etc. • While ferrous metal can be given a good rust-resisting base, it cannot be given the same absolute guarantee against rust as non-ferrous metals and should not be used for extreme exposure

5. Quality of finish **see pages 29-30**

Finish on hinges can be furnished to our standard or United States standard finishes • When an exact match of another manufacturer's finish is desired, submit sample

6. Hand of door **see page 31**

Loose joint hinges, olive knuckle hinges, etc. are handed and should be specified right or left hand

7. Special type application **see pages 23-25**

Special hinges can be made on order to suit special needs • Submit details and quantity required

8. Type of tip **see page 27**

Institutions, etc. often require hospital type tips (barrel ends rounded) making it impossible to attach rope, wearing apparel, etc. • Flat button tip is universally used as standard

HINGE GUIDE

USE THREE HINGES TO A DOOR · USE BALL BEARING HINGES ON DOORS EQUIPPED WITH CLOSERS

APPLICATION DETERMINES KIND OF HINGE

Wood door with wood jamb

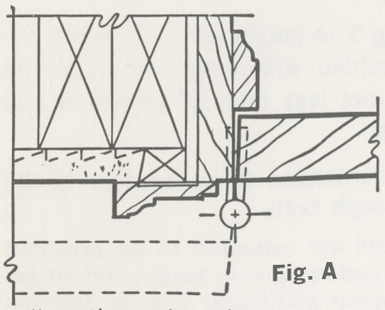

Full mortise packed with all wood screws
See pages 20, 21, 22, 23 and 24

Wood or *kalamein door with hollow metal frame

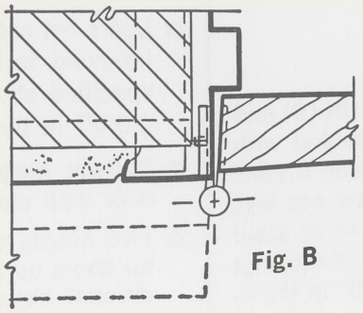

Full mortise template
See pages 20, 21, 22, 23 and 24
*With reinforcing plates

Hollow metal door with hollow metal frame

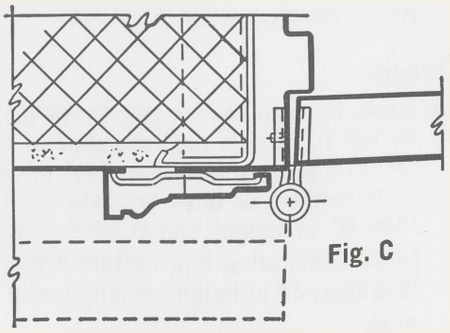

Full mortise template
See pages 20, 21, 22, 23 and 24

Kalamein door with kalamein jamb

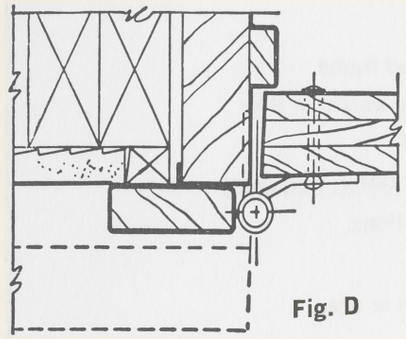

Half surface template
See pages 21 and 22

Kalamein door with hollow metal frame

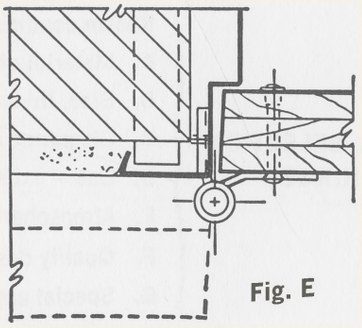

Half surface template
See pages 21 and 22

Kalamein door with channel iron jamb

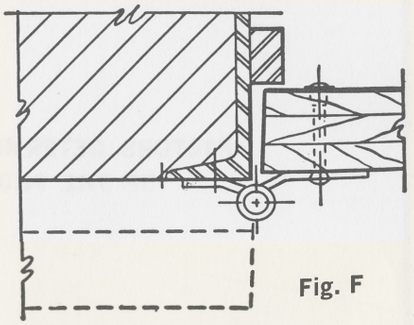

Full surface template
See pages 21 and 22

Composite door with hollow metal frame

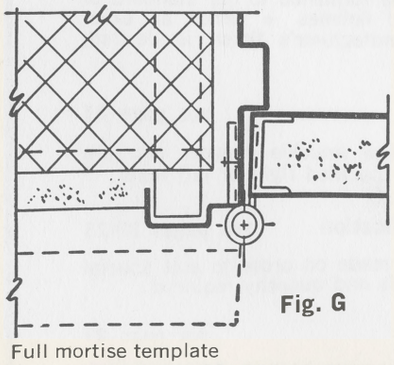

Full mortise template
See pages 20, 21, 22, 23 and 24

Tubular steel door with channel iron jamb

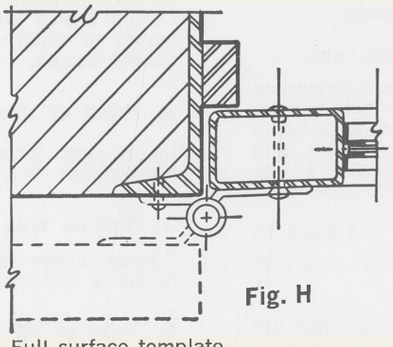

Full surface template
See FBB169½ type catalog page 61

Hollow metal door with channel iron jamb

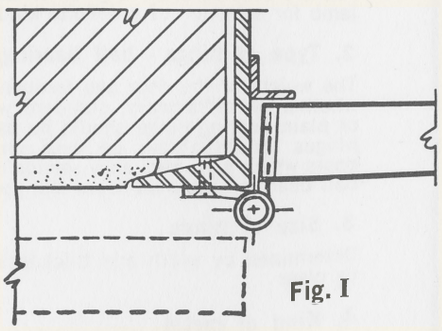

Half mortise template
See pages 21 and 22

NUMBER OF HINGES REQUIRED ON DOORS

Two hinges should be used on doors measuring 5′ or less in height • Doors of a greater height require one hinge for each 2½′ or fraction thereof

HINGE HEIGHT

Determined by the width and thickness of the door (excluding aluminum hinges)

Thickness (inches)	Width of Doors (inches)	Height of Hinges (inches)
Doors		
¾" to 1⅛" cabinet	to 24	2½
⅞" and 1⅛" screen or combination	to 36	3
1⅜"	to 32	3½
	over 32	4
1¾"	to 36	*4½
	over 36 to 48	*5
	over 48	*6
2", 2¼" and 2½"	to 42	5) extra
	over 42	6) heavy
Transoms		
1¼" and 1⅜"	.....	3
1¾"	.....	3½
2", 2¼" and 2½"	.....	4

*Extra heavy hinges should be specified for heavy doors and for doors where high frequency service is expected • the extra heavy hinges should be of 4½", 5" and 6" sizes as shown in table.

Note: Height of hinge is always first dimension not including tips

FREQUENCY OF DOOR OPERATION

High frequency openings require high frequency hinges

Average frequency openings require average frequency hinges

Low frequency openings require low frequency hinges

Type of Building and Door	Estimated Frequency		
	Daily	Yearly	
Large dept. store entrance	5,000	1,500,000	High frequency
Large office building entrance	4,000	1,200,000	
Theater entrance performance	1,000	450,000	
School entrance	1,250	225,000	
School toilet door	1,250	225,000	
Store or bank entrance	500	150,000	
Office building toilet door	400	118,000	
School corridor door	80	15,000	Average frequency
Office building corridor door	75	22,000	
Store toilet door	60	18,000	
Dwelling entrance	40	15,000	
Dwelling toilet door	25	9,000	Low frequency
Dwelling corridor door	10	3,600	
Dwelling closet door	6	2,200	

HINGE WIDTH

Determined by the thickness of door and clearance required

Thickness of Door (inches)	†Clearance Required (inches)	Open Width of Hinge (inches)
1⅜	1¼	3½
	1¾	4
1¾	1	4
	1½	4½
	2	5
	3	6
2	1	4½
	1½	5
	2½	6
2¼	1	5
	2	6
2½	¾	5
	1¾	6
3	¾	6
	2¾	8
	4¾	10

†Clearance is computed for door flush with casing, fig. "a" page 18

Formula to determine hinge width under normal conditions

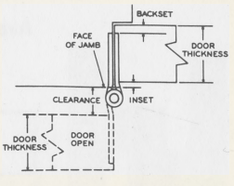

Known factors (1) Clearance required
(2) Door thickness
(3) Backset
(4) Inset

[clearance required] plus
[(door thickness minus backset) times 2] plus
[inset – if any] Equals hinge width (if not standard width – use next larger standard hinge width)

LOCATION OF HINGES ON DOORS

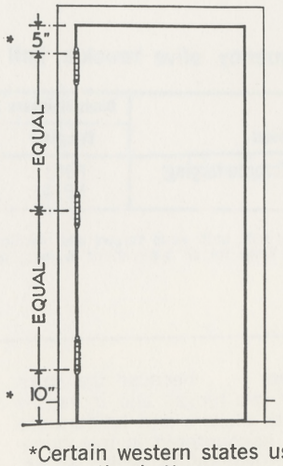

Top hinge 5" from jamb rabbet to top edge of barrel

Bottom hinge 10" from bottom edge of barrel to finished floor

Third hinge centered between top and bottom hinges

The above is U.S. Standards procedure

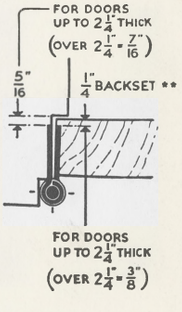

*Certain western states use as standard 7" from top and 11" from the bottom

**The suggested location for olive knuckle and paumelle hinges is ¼" from knuckle side of door to edge of hinge leaf

HINGE GUIDE

USE THREE HINGES TO A DOOR · USE BALL BEARING HINGES ON DOORS EQUIPPED WITH CLOSERS

MODERN PAUMELLE AND OLIVE KNUCKLE HINGES

FOR APPLICATIONS SEE PAGE 18

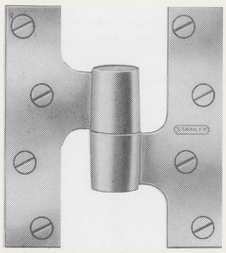

High frequency, full mortise, modern paumelle, ball bearing, extra heavy

Metal	Class Numbers Template
Bronze only (bronze forging)	BB93
Steel	BB143

Sizes, in.	Gauge of Metal
5 x 4½ (BB93 only)	.225
6 x 4½ (BB143 only)	.225

Hinges are packed with both wood screws and machine screws for template or non-template work ● template location holes for all applications ● must specify hand

Fig. A
Fig. B
Fig. C
Fig. G

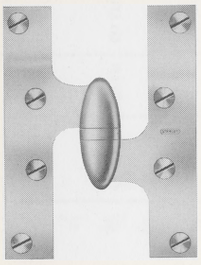

High frequency, full mortise, olive knuckle, ball bearing, extra heavy

Metal	Class Numbers Template
*Brass or Bronze	BB92
*Steel	BB142

*Drop forged

Sizes, in.	Gauge of Metal
6 x 4	.225
6 x 4½	.225
6 x 5	.225

Hinges are packed with both wood screws and machine screws for template or non-template work ● template location holes for all applications ● must specify hand

Fig. A
Fig. B
Fig. C
Fig. G



Average frequency, full mortise, modern paumelle

Metal	Class Numbers Template
Steel	140
Steel	BB140

Hinges are packed with both wood screws and machine screws for template or non-template work ● template location holes for all applications ● must specify hand

Specification for Ordering	Size	Gauge of Metal
140 or BB140 x plated finish	4½ x 3½	.203
140 or BB140 x plated finish x †color		
140 or BB140 x plated finish x *wood		

†Available in black or white tenite
*Available in rosewood, walnut or cocobolo

Fig. A
Fig. B
Fig. C
Fig. G

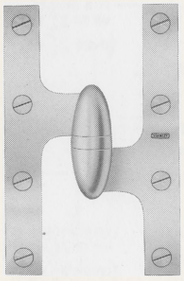

Average frequency, olive knuckle, ball bearing

Metal	Class Numbers Template
Bronze only (bronze forging)	BB95
Steel	BB141

Sizes, in.	Gauge of Metal
5 x 3¼	.169
6 x 3⅞	.203

Hinges are packed with both wood screws and machine screws for template or non-template work ● template location holes for all applications ● must specify hand

Fig. A
Fig. B
Fig. C
Fig. G

Always specify three hinges to a door . . . because the third hinge shares the load with the other two hinges and increases the life of the installation. Doors with closers and holders are subjected to forces and stresses not encountered in free hanging and free swinging doors. The top hinge suffers severe abuse, and to the extent that it weakens, the center hinge takes up the load.

Wood doors are subject to warpage. The third hinge prevents the door from binding, helps keep the door aligned, and helps to insure a long, trouble-free life. Metal doors are usually heavier than wood doors, and this compounds normal hanging problems. In addition, metal doors are more rigidly constructed than wood doors. This means that shock is transmitted directly to the hinges, in contrast to wood doors which tend to cushion the shock. The third hinge shares this abuse with the other two hinges, increasing the life of the installation.

FOR APPLICATIONS SEE PAGE 18

HIGH FREQUENCY HINGES

Full mortise, ball bearing, extra heavy

Fig. A
Fig. B
Fig. C
Fig. G

Hospital type

Metal	Style "F" Line Class No.	Slimline 600 Class No.	Slimline 1600 Class No.
Brass or bronze	FBB199	BB661	BB1661
Steel	FBB168	BB601	BB1601
Stainless steel	FBB199STS	BB661STS	.....
Stainless steel	FBB199STSD	BB661STSD	.....
Aluminum	FBB199ALD	.....	.....

"F" Line Sizes, in.	Slimline 600 Sizes, in.	Slimline 1600 Sizes, in.	Gauge of Metal
4½ x 4½	4½ x 4½	.....	.180
5 x 4½	5 x 4½	5 x 4½	.190
5 x 5	5 x 5	5 x 5	.190
*6 x 4½	*6 x 4½	.....	.203
*6 x 5	*6 x 5	.....	.203
*6 x 6	*6 x 6	.....	.203
*8 x 6	*8 x 6	.....	**.203
*8 x 8	*8 x 8	.....	**.203

*Not regularly furnished in stainless steel or aluminum
**.225 in BB601



Half surface, ball bearing, extra heavy

Fig. D
Fig. E

Hospital type

Metal	Style "F" Line Class No.	Slimline 600 Class No.
Brass or bronze	FBB113	BB671
Steel	FBB163	BB611

Size Length of Joint (inches)	Gauge of Metal	"F" Line Width Jamb Leaf (inches) (A)	"F" Line Width Door Leaf (inches) (B)	"F" Line Offset Door Leaf (inches) (C)	Slimline 600 Width Jamb Leaf (inches) (A)	Slimline 600 Width Door Leaf (inches) (B)	Slimline 600 Offset Door Leaf (inches) (C)
4½	.180	2⅛	2⅜	⅝	2 1/16	2⅜	9/16
5	.190	2⅛	2⅞	⅝	2 3/32	2⅞	19/32
6	.203	2⅛	3¼	⅝	2⅛	3¼	⅝

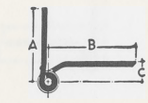



Half mortise, ball bearing, extra heavy

Fig. I

Hospital type

Metal	Style "F" Line Class No.	Slimline 600 Class No.
Brass or bronze	FBB98	BB681
Steel	FBB138	BB621

Size Length of Joint (inches)	Gauge of Metal	"F" Line Width Jamb Leaf (inches) (A)	"F" Line Width Door Leaf (inches) (B)	"F" Line Offset Jamb Leaf (inches) (D)	Slimline 600 Width Jamb Leaf (inches) (A)	Slimline 600 Width Door Leaf (inches) (B)	Slimline 600 Offset Jamb Leaf (inches) (D)
4½	.180	1½	1⅞	½	1½	2 1/16	7/16
5	.190	1½	2⅛	½	1½	2 3/32	15/32
6	.203	1½	2⅛	½	1½	2⅛	½

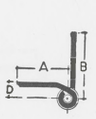



Full surface, ball bearing, extra heavy

Fig. F
Fig. H*

Hospital type

Metal	Style "F" Line Class No.	Slimline 600 Class No.
Brass or bronze	FBB109	BB691
Steel	FBB169	BB631

Size Length of Joint (inches)	Gauge of Metal	"F" Line Width Jamb Leaf (inches) (A)	"F" Line Width Door Leaf (inches) (B)	"F" Line Offset Door Leaf (inches) (C)	"F" Line Offset Jamb Leaf (inches) (D)	Slimline 600 Width Jamb Leaf (inches) (A)	Slimline 600 Width Door Leaf (inches) (B)	Slimline 600 Offset Door Leaf (inches) (C)	Slimline 600 Offset Jamb Leaf (inches) (D)
4½	.180	1½	2 5/16 (2*)	⅝ (9/16*)	½ (7/16*)	1½	2 1/16	9/16	7/16
5	.190	1½	2⅞ (2 9/16*)	⅝ (9/16*)	½ (7/16*)	1½	2⅞	19/32	15/32
6	.203	1½	3¼ (2⅜*)	⅝ (9/16*)	½ (7/16*)	1½	3¼	⅝	½

*For application to tubular steel door with channel iron jamb, specify FBB109½ or FBB169½ — Not Illustrated

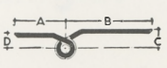



For your convenience . . . Stanley Contract Grade Hinges are made available through Qualified Contract Hardware Distributors and Architectural Hardware Consultants located in principal cities throughout the country. There's one in your area, ready to assist you in writing builders' hardware specifications and to supply Stanley Quality Hardware to meet your needs best. Factory-trained Stanley Hardware Representatives are also available on request to answer your technical questions on hinging.

HINGE GUIDE

USE THREE HINGES TO A DOOR · USE BALL BEARING HINGES ON DOORS EQUIPPED WITH CLOSERS

FOR APPLICATIONS SEE PAGE 18

AVERAGE FREQUENCY HINGES

Full mortise, ball bearing

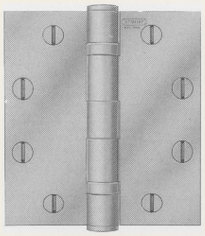



Hospital type

Metal	Style "F" Line Class No.	Style Slimline 600 Class No.	Style Slimline 1600 Class No.
Brass or bronze	FBB193	BB660	BB1660
Brass or bronze	FBB191	.....	.....
Steel	FBB174	.....	.....
Steel	FBB179	BB600	BB1600
Stainless steel	FBB193STS	BB660STS	.....
Stainless steel	FBB193STSD	BB660STSD	.....
Aluminum	FBB193ALD	.....	.....

"F" Line Sizes, in.	Slimline 600 Sizes, in.	Slimline 1600 Sizes, in.	Gauge of Metal
3½ x 3	3½ x 3	.....	.123
3½ x 3½	3½ x 3½	.....	.123
4 x 3½	4 x 3½	4 x 3½	.130
4 x 4	4 x 4	4 x 4	.130
4½ x 4	4½ x 4	4½ x 4	.134
4½ x 4½	4½ x 4½	4½ x 4½	.134
5 x 4	5 x 4	.....	.146
5 x 4½	5 x 4½	.....	.146
5 x 5	5 x 5	.....	.146
*6 x 4½	.....	.....	.160
*6 x 5	.....	.....	.160
*6 x 6	.....	.....	.160

*Not regularly furnished in stainless steel or aluminum

Fig. A
Fig. B
Fig. C
Fig. G

Half surface, ball bearing





Hospital type

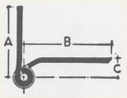

Metal	Style "F" Line Class No.	Style Slimline 600 Class No.
Brass or bronze	FBB112	BB670
Steel	FBB172	BB610
Steel	FBB173	.....

Size Length of Joint (inches)	Gauge of Metal	"F" Line Width Jamb Leaf (inches) (A)	"F" Line Width Door Leaf (inches) (B)	"F" Line Offset Door Leaf (inches) (C)	Slimline 600 Width Jamb Leaf (inches) (A)	Slimline 600 Width Door Leaf (inches) (B)	Slimline 600 Offset Door Leaf (inches) (C)
4	.130	1 13/16	2¼	½	—	—	—
4½	.134	2 1/16	2 9/16	9/16	2	2 9/16	½
5	.146	2 1/16	2⅞	9/16	2 1/32	2⅞	17/32

Fig. D
Fig. E

Half mortise, ball bearing





Hospital type



Metal	Style "F" Line Class No.	Style Slimline 600 Class No.
Brass or bronze	FBB108	BB680
Steel	FBB167½	BB620
Steel	FBB167	.....
Steel	*FBB177	.....

Size Length of Joint (inches)	Gauge of Metal	"F" Line Width Jamb Leaf (inches) (A)	"F" Line Width Door Leaf (inches) (B)	"F" Line Offset Jamb Leaf (inches) (D)	Slimline 600 Width Jamb Leaf (inches) (A)	Slimline 600 Width Door Leaf (inches) (B)	Slimline 600 Offset Jamb Leaf (inches) (D)
*4½	.134	1½	1⅞	7/16	1½	2	⅜
5	.146	1½	2 1/16	7/16	1½	2 1/32	13/32

*FBB177 is furnished in 4½" size only with door leaf 2 1/16" wide

Fig. I

Full surface, ball bearing





Hospital type

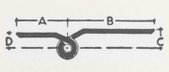

Metal	Style "F" Line Class No.	Style Slimline 600 Class No.
Brass or bronze	FBB110	BB690
Steel	FBB170	BB630
Steel	FBB171	.....

Size Length of Joint (inches)	Gauge of Metal	"F" Line Width Jamb Leaf (inches) (A)	"F" Line Width Door Leaf (inches) (B)	"F" Line Offset Door Leaf (inches) (C)	"F" Line Offset Jamb Leaf (inches) (D)	Slimline 600 Width Jamb Leaf (inches) (A)	Slimline 600 Width Door Leaf (inches) (B)	Slimline 600 Offset Door Leaf (inches) (C)	Slimline 600 Offset Jamb Leaf (inches) (D)
4½	.134	1½	2 9/16	9/16	7/16	1½	2 9/16	½	⅜
5	.146	1½	2⅞	9/16	7/16	1½	2⅞	17/32	13/32

Fig. F

"Which of several choices of quality STANLEY hinges should you use on each new building?"
The ARCHITECTURAL HINGE FACT FILE is designed to assist you in making that decision. In this Fact File, three major new hinge lines are discussed in detail: FBB179, BB600 and BB1600. The purpose of each hinge is stated — A major building on which the hinge was used is shown — Facts and benefits of each hinge type are related in easily understood detail. Test data, suggested specifications, and a list of the types and sizes available are included.
If you would like a copy of this file, write to Contract Hardware Department, Stanley Hardware, New Britain, Connecticut.

FOR APPLICATIONS SEE PAGE 18

Fig. A
Fig. B
Fig. C
Fig. G

Sizes, in.		Gauge of Metal
"F" Line	Slimline 600	
*2 x 2		.082
*2½ x 2½		.089
3 x 3		.092
3½ x 3	3½ x 3	.123
3½ x 3½	3½ x 3½	.123
4 x 3½	4 x 3½	.130
4 x 4	4 x 4	.130
4½ x 4	4½ x 4	.134
4½ x 4½	4½ x 4½	.134
5 x 4	5 x 4	.146
5 x 4½	5 x 4½	.146
5 x 5	5 x 5	.146
6 x 4½		.160
6 x 5		.160
6 x 6		.160

*Available in F179 and F191 only



Hospital type

LOW FREQUENCY HINGES

Metal	Style	
	"F" Line Class No.	Slimline 600 Class No.
Brass or bronze	F194	....
Steel	F174	....
Steel	F179	600
Brass or bronze	F191	....
Stainless steel	F191STS	....
Stainless steel	F191STSD	....

Full mortise

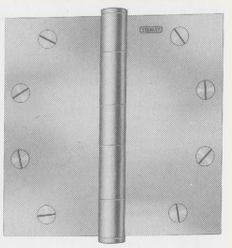

SPECIAL

SPECIAL SITUATION PRODUCTS / PIVOT REINFORCED HINGES*

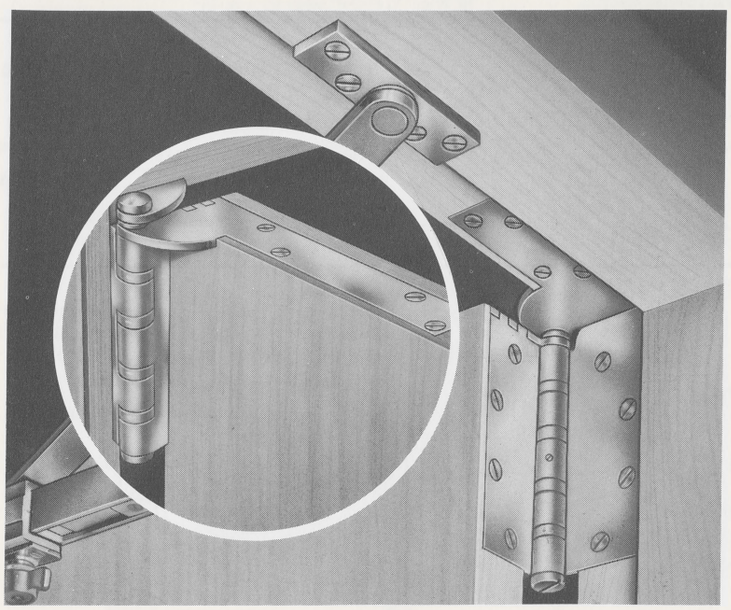

Designed to reduce door maintenance

THEY'RE SHOCKPROOF

The Stanley pivot reinforced hinge is recommended for use on doors that get hard usage, especially those equipped with overhead door holders that bring doors to sudden, jarring stops • combines a pivot and a butt hinge in one compact, interlocked unit, in which they share the same pin to assure perfect alignment • important that both pivot and hinge share the same center and will not damage each other by rotating on separate centers which do not line up precisely.

Set Number	Metal	Top Hinge	Intermediate and Bottom Hinge**	Size	Gauge of Metal	Jamb Plate		††Door Plate	
						Length (inches)	Width (inches)	Length (inches)	Width (inches)
BB607 or FBB211	Steel	Type of BB601NRP or FBB168NRP x jamb plate only	BB601NRP or FBB168NRP	5 x 4½	.190	5.00	1.25	...	...
BB608 or FBB212	Steel	Type of BB601NRP or FBB168NRP x jamb and door plate	BB601NRP or FBB168NRP	5 x 4½	.190	5.00	1.25	7.78	1.25
BB609† or FBB213†	Steel	Type of BB601NRP or FBB168NRP x jamb and door plate	BB601NRP or FBB168NRP	5 x 4½	.190	5.00	1.25	7.64	1.25
BB667 or FBB221	Bronze	Type of BB661NRP or FBB199NRP x jamb plate only	BB661NRP or FBB199NRP	5 x 4½	.190	5.00	1.25	...	...
BB668 or FBB222	Bronze or stainless steel	Type of BB661NRP or FBB199NRP x jamb and door plate	BB661NRP or FBB199NRP	5 x 4½	.190	5.00	1.25	7.78	1.25
BB669† or FBB223†	Bronze or stainless steel	Type of BB661NRP or FBB199NRP x jamb and door plate	BB661NRP or FBB199NRP	5 x 4½	.190	5.00	1.25	7.64	1.25

*U. S. patent no. 2,989,772

**Note: Hinges supplied with set screw in barrel, non-removable pin

†For beveled doors

††Short door plate available (approx. 4" long) when conditions do not permit use of standard plate

Example: Set FBB212 consists of: 1 special type FBB168NRP x pivot plates and 1 pr. FBB168NRP — 5 x 4½ — specify hand

SPECIAL SITUATION PRODUCTS

APPLICATIONS

HOSPITAL EMERGENCY RESCUE HARDWARE

SPECIAL

For application to doors from private patient rooms to private baths. Permits doors to normally swing into the bath, thus saving space, yet swing out into the bedroom in case of emergency when a patient is trapped inside

Specify in conjunction with a plain frame with no stop. The recommended positioning of the door is 1/16" from the bathroom side of the frame. Consult your local hardware supplier for his recommendation as to the lock to use

Each set of Stanley Hospital Emergency Rescue Hardware to be composed of a Stanley DAP-1 Double Acting Pivot, and a Stanley ES-1 Emergency Stop

Double acting door pivot



DAP-1

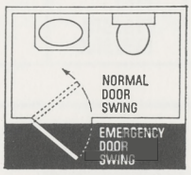

DAP-1

Cast aluminum top pivot assembly
Wrought brass bottom jamb bracket
Wrought steel bottom door plate } **finely finished**

Specifications:

Top jamb pivot	6⅝" x 1¼" x ¼"
Top door pivot	5 13/16" x 1⅝" x ¼"
Bottom jamb pivot	3" x 1¼" x ¼"
Bottom door pivot	5" x 1¼" x ¼"

- Packed with both machine and wood screws
- Bottom pivot assembly provides ¼" vertical adjustment of door. Standard clearance is ¾"

Emergency door stop



ES-1

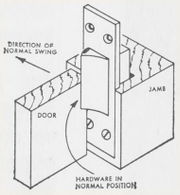

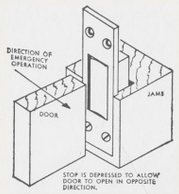

ES-1 Extruded and forged bronze — Standard finishes

- **Specifications:**

Surface plate	4½" x 1⅝"
Bolt height	2"
Case	2⅛" x 1 5/16"

- Packed with machine screws

SPECIAL

HOSPITAL "SWING-CLEAR" HINGES

SPECIAL

For corridor doors to patients' rooms, operating rooms, emergency rooms, or wherever conditions require a completely clear opening in hospitals, institutions or public buildings

Full mortise

FBB268
BB648 (not shown)



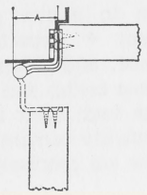

Half mortise

FBB264
BB641 (not shown)



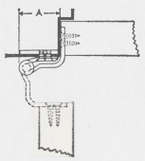

Full surface

FBB266
BB651 (not shown)

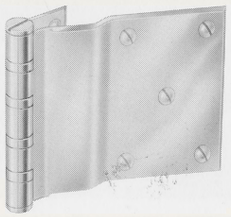

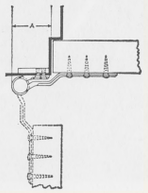

Half surface



FBB269
BB659 (not shown)

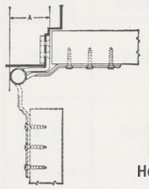



Hospital type

Class Number	Size, Length of Joint (inches)	Width of Jamb Leaf (inches)	Width of Door Leaf (inches)	Min. Distance to Wall (inches) (A)	Gauge of Metal
FBB268	5	refer to	refer to	2⅛	.190
BB648	5	template	template	2⅛	.190
FBB269	5	refer to	5 31/64	2⅛	.190
BB659	5	template	5 31/64	2⅛	.190
FBB264	5	1 39/64	2⅛	2⅛	.190
BB641	5	1 39/64	2 25/64	2⅛	.190
FBB266	5	1 39/64	5 31/64	2⅛	.190
BB651	5	1 39/64	5 31/64	2⅛	.190

HOSPITAL FRICTION HINGES

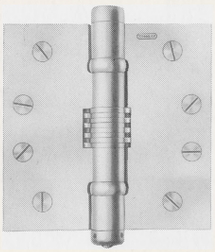

Full mortise hospital friction hinge, ball bearing, extra heavy

Metal	Class Number
Steel	BB153

Sizes (inches)	Gauge of Metal
4½ x 4½	.190
5 x 4½	.190
5 x 5	.190

HOSPITAL TIPS



Hospital type

Hospital type barrel ends are available in most hinges. They are rounded, making it impossible to attach rope, wearing apparel, etc. Prefix "HT" to class number

SEE PAGE 18

Fig. A
Fig. B
Fig. C
Fig. G

SPECIAL SITUATION PRODUCTS

APPLICATIONS

SPECIAL

EXTRA HEAVY HINGES

FOR DOORS UP TO 600 LBS.
FULL MORTISE*, BALL BEARING

Wrought steel – Polished and plated or bonderized and prime coated for painting **BB601–8″**



- For lead lined and other heavy doors weighing up to 600 lbs. where a finished appearance is required

Length of Joint (inches)	Width Open (inches)	Gauge of Metal
8	6	.225

*Regularly made for full mortise application, but can be made and assembled at the factory to take care of any condition – submit detail. Other typical conditions shown on page 76

SPECIAL

DOUBLE WEIGHT HINGES

FULL SURFACE*, BALL BEARING

Wrought steel – With removable pin, *without holes – Bonderized and prime coated for painting **BB855**

Wrought steel – With welded pin, *without holes – Bonderized and prime coated for painting **BB855¼**



- For lead-lined doors to x-ray rooms and other exceptionally heavy doors
- Made of double weight wrought steel capable of carrying doors weighing up to 800 lbs.

Length of Joint (inches)	Width Open (inches)	Gauge of Metal	Diameter of Pin (inches)	Weight per Pair Average (lbs.)
5	6	.281	½	7

*Regularly made not swaged for surface application, but can be made and assembled at the factory to take care of any condition – submit detail. Typical conditions shown on page 77

SPECIAL

TRIPLE WEIGHT HINGES

FULL SURFACE*, BALL BEARING

Wrought steel – With welded pin, *without holes – Bonderized and prime coated for painting **BB852**



- For lead-lined doors to x-ray rooms and extremely heavy doors and gates of all descriptions
- Made of triple weight wrought steel capable of carrying doors or gates weighing up to 2000 pounds

Length of Joint (inches)	Width Open (inches)	Gauge of Metal	Diameter of Pin (inches)	Average Net Weight Per Pair (lbs.)
5	6	.375	¾	10

*Regularly made not swaged for surface application, but can be made and assembled at the factory to take care of any condition – submit detail. Typical conditions shown on page 78

HINGES FOR ALUMINUM DOORS

Round corners – prefix "RD"

¼″ radius (.250) is available on all standard full mortise hinges
5/32″ radius (.156) is available on standard 4½″ high full mortise hinges. Must specify 5/32″ radius when desired
Other types and sizes – on application



Slip-in hinges – prefix "Slip-In"

BB179, FBB179, BB191, and FBB191 – 4″ x 4″, 4½″ x 4″ and 4½″ x 4½″ are available for "slip-in" application for aluminum doors and frames
Specify both leaves swaged special to provide 3/16″ clearance between leaves when parallel and one leaf with standard punching and countersinking and other leaf drilled and tapped – specify hand desired
Specify "both leaves swaged special to provide 5/16″ clearance" between leaves when parallel, and both leaves drilled and tapped

FEATURES OF THE BB600 AND BB1600 FULL-JEWELED 3-KNUCKLE RADIAL THRUST BALL BEARING HINGE

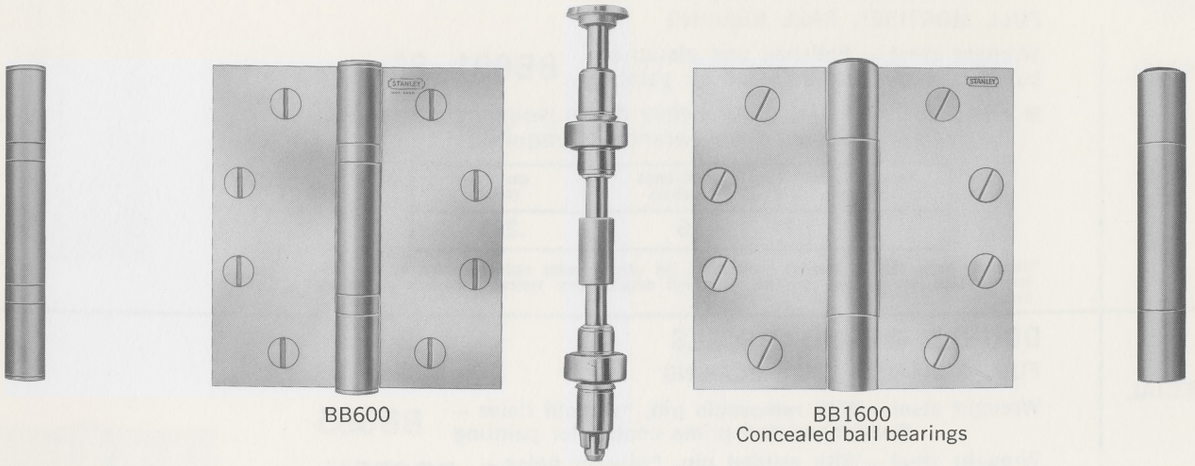

BB600

BB1600
Concealed ball bearings

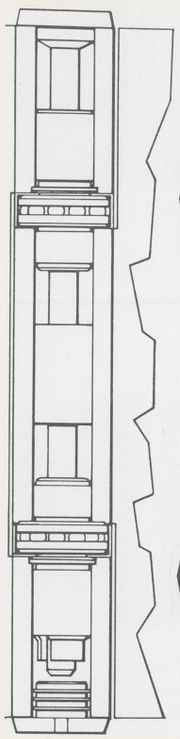

BB600
Illustrated

REDUCED LATERAL WEAR

In all other hinges except the Stanley BB600 and BB1600, lateral wear is accommodated by the pin's rubbing against the surface it touches inside the knuckle of the hinge. By contrast, the BB600 and BB1600 are virtually friction free. Lateral load is accommodated through radial thrust ball bearings. The pin rubs against nothing and is firmly attached to the top and bottom hinge knuckles. The center knuckle of the hinge floats freely on the radial thrust ball bearing without touching the pin. There is, therefore, no wear on the pin and the life of the hinge is substantially increased

IMPROVED PIN DESIGN

Made from through-hardened bar stock, the BB600 and BB1600 pins are harder, more accurately round and less susceptible to wear than other types of pins commonly used in the industry. Due to the tolerances required by the use of the radial thrust bearing, BB600 and BB1600 pins are more truly in shear than other pins and are capable of withstanding one ton of shear force at each knuckle. The close tolerances and the improved strength of materials in this pin result in a highly engineered, smoothly operating, rugged hinge

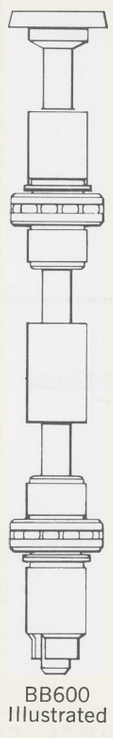

BB600
Illustrated

THE THREE-KNUCKLE CONCEPT

While the BB600 and BB1600 are entirely new hinges, the three-knuckle concept has been widely used, particularly for heavy doors. Stanley's most rugged hinges — in terms of weight-carrying capacity — have been three-knuckle types. Double and triple weight hinges for heavy X-ray, prison and safe doors, and heavy commercial strap hinges for garage, warehouse and industrial doors all employ the three-knuckle design concept

SEALED RACEWAYS

Once impurities find their way into the ball bearing raceways, they start to damage and ultimately pulverize the bearing balls, ending their useful life. Stanley permanently lubricates and seals the inside of each raceway. Lubrication is sealed in — impurities are sealed out. This ensures that the balls within the raceway will continue to roll freely and smoothly throughout the life of the hinge

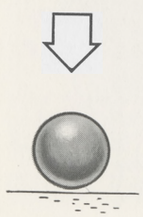

VERTICAL LOAD CAPACITY INCREASED

The vertical load of the door is supported by streamlined, vertical-thrust ball bearing assemblies. The vertical load bearing capacity of the hinge has been substantially increased over that of older types through the use of new through-hardened, chrome alloy ball bearings in place of the case-hardened carbon steel balls previously used. Each of the new chrome alloy balls is capable of withstanding 1100 pounds of crushing force, compared with the carbon steel balls which withstood only 800 pounds per ball. Use of the new chrome alloy bearing balls has insured much longer hinge life

POSITIVE NON-RISING PIN

Friction often causes a hinge pin to rise. This is unsightly and, more important, the pin becomes disengaged from the bottom of the knuckle, reducing the operating efficiency of the hinge. Since the pin is friction-free, it cannot rise. However, as added insurance, the pin is force-fitted into a chamfered bottom bushing, which grips the pin and positively prevents its rising. In actual performance, BB600 and BB1600 hinges have been cycled more than 20,000,000 times without causing the pins to rise

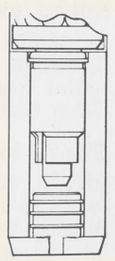

TEMPLATE HINGES

Template hinges — U. S. Government standards

- Stanley template hinges are made exact in size and gauge of metal, and the screw holes are located accurately with the aid of a template
- They will exactly fit the sinkage and screw hole location in hollow metal doors and hollow metal frames made to similar template
- Each individual hinge is carefully inspected and held within close commercial limits, which have been established through long experience and close attention to the requirements of manufacturers of metal doors and frames
- Each template hinge is stamped with the class number on the back
- When physical sample of a template hinge is not required, we recommend the use of blueprint templates which are available on all sizes, without charge. These are drawings showing actual measurements, gauge of metal, location and size of machine screws
- Do not use physical samples to make cut outs on metal doors or frames

Screw hole locations

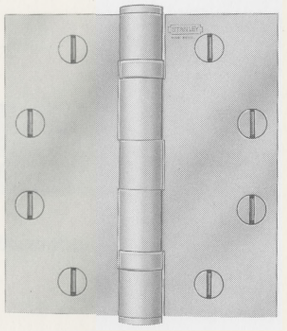

Size 4½" x 4"
Template hinge

Screw packing — full mortise template hinges

- Regularly furnished with all machine screws and one-half wood screws for wood doors or hollow metal doors with hollow metal frames
- When ordering extra machine or wood screws, specify the class number, finish and size of hinge

HINGE TIPS

- Button tips are standard for all hinges. See features on page 28
- Ball tips are furnished on order at an extra cost by specifying "ball tip" as a suffix to the class number. Available on 3½", 4" and 4½" regular weight steel hinges
- Button and ball tip pins in standard weight steel hinges are made in one piece of steel
- Hospital type barrel ends are rounded, making it impossible to attach rope, wearing apparel, etc. Prefix "HT" to class number
- Solid brass steeple tips furnished on order at an extra cost by specifying "steeple tips" as a suffix to the class number. Available on 3½", 4", 4½", and 5" regular weight "F" line hinges. Example — FBB179 C 4½" x 4" x steeple tips

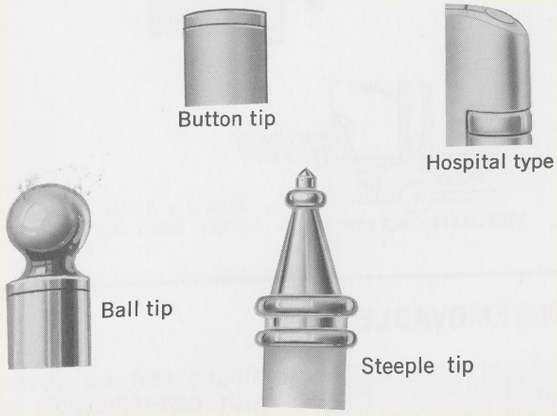

ROUND CORNER HINGES

- Round corner butt hinges save considerable time in application, especially when installed with the use of a Stanley hinge mortiser with a door and jamb template, or similar
- Round corners may be obtained at an extra cost, except where listed, on any butt hinge by prefixing "RD" to the class number

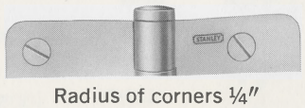

Radius of corners ¼"



Radius of corners ⅝"

GENERAL INFORMATION

USE THREE HINGES TO A DOOR · USE BALL BEARING HINGES ON DOORS EQUIPPED WITH CLOSERS

HINGE REINFORCING PLATES



Information on request

- Available on order and made to the specifications of the manufacturers of hollow metal doors and frames
- The screw holes are drilled and tapped in accordance with U. S. Template Standards
- Standard reinforcing plates measure 10″ long x 1½″ wide x .156″ thick

PIN DESIGN

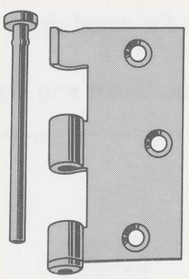

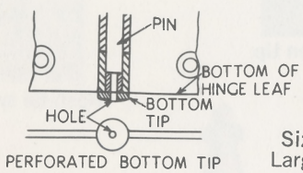

Size 3 x 3 : ⅛″ hole
Larger sizes : 5/32″ hole

Non-rising pin construction

- Easily seated pin that will not rise
- To remove it is tapped out through hole in bottom tip of hinge

Patented hole in bottom tip

- For easy pin removal, on button tip full mortise hinges, a hole is provided in the bottom tip for insertion of a nail, thus preventing the marring of the hinge or finish (this applies to size 3″ x 3″ and larger)
- Not furnished on FTP or NRP hinges

NON-REMOVABLE PINS

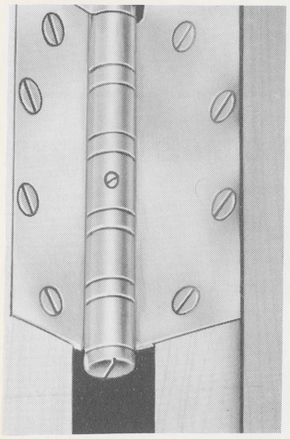

*Conforms to U. S. Government specifications for exterior doors opening out

- Hinges can be obtained with non-removable pins under the following symbols:

FSP – spun pin, without tips on five knuckle hinge only

FTP – floating pin, tips driven in both ends

***NRP** – loose pin, set screw in barrel (as illustrated at left). Non-removable when door is closed (specify hand for half mortise and half surface hinges)

HALF AND FULL SURFACE HINGE FASTENINGS



Application of machine screw and grommet nut to a kalamein door

- In bolting the hinge to the kalamein door the grommet nuts draw the metal tightly into the wood core preventing buckling of the metal
- They are easily applied and give a neat, finished appearance

HINGE METALS AND FINISHES

Metals obtainable

Wrought steel
Wrought brass
Wrought bronze
Wrought stainless steel
Wrought aluminum

The metals used in making Stanley wrought hinges are cold rolled, which toughens and hardens the metal

For brass or bronze metals, in finishes other than natural, we reserve the option to use brass or bronze metal

Wrought brass or bronze hinges

Recommended for interior or exterior doors

Highly polished and finely finished

- Inner edges of leaves (on types 196½, F194, FBB193, FBB199, BB661, BB1661, etc.) are beveled to make close-fitting joints
- Pins are made of stainless steel
- Standard weight hinges are obtainable with two types of bearings to eliminate vertical wear: namely, ball bearing and stainless steel bushings
- Hinges with stainless steel bushings are recommended only for doors receiving infrequent service

Planished

- Cold rolled planished non-ferrous hinge, not wheel polished or beveled on inner edges of leaves

Wrought stainless steel hinges

- Furnished in highly polished or satin finish
- Inner edges of leaves (on types FBB98, FBB109, FBB113, FBB193, FBB199, BB661, etc.) are beveled to make close-fitting joints
- Tips and pins are stainless steel
- Furnished regularly with flat button tips

Wrought aluminum hinges

- Furnished in anodized, satin finish
- Inner edges of leaves (on types FBB193, 196½, FBB199, etc.) are beveled to make close-fitting joints
- Furnished regularly with flat button tips
- Tips are made of aluminum, pins are stainless steel

Wrought steel hinges

Recommended for interior doors

Highly polished and plated

- Has the same features as brass and bronze hinges referred to previously
- The steel is first highly polished and buffed, then plated in desired finish

Planished and Plated

- The steel has a fine cold rolled finish, although not wheel polished
- For use where a good practical steel hinge is desired and a planished surface will meet the requirements

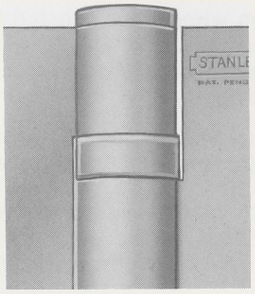

Showing the tip and paint clearance between the inner edges of the leaves and the barrel of the hinge

Prime coated for painting

- Bonderized then prime coated
- The bonderizing forms a strong bond between the metal and the prime coat
- Ample paint clearance is provided between the barrel and the inner edges of the leaves
- Regularly furnished with flat button tips

Chromium plating

- On brass or bronze metals chromium plating is applied over a heavy plating of nickel
- On steel hinges it is applied over a plating of nickel on top of a plate of copper
- This method conforms strictly to government requirements as listed in Federal specifications
- Chromium does not tarnish. The copper and nickel underneath the chromium affords considerable rust protection but for absolute assurance against rusting, only non-ferrous metals should be used

FINISHES (Cont'd.)

RUST-RESISTING BASE (Not guaranteed against rust)

- A "K" prefix to the class number of planished steel hinges (except chromium, see above) indicates a heavy coating of copper in addition to the final finish
- On prime coated and dead black hinges, "K" prefix indicates zinc plate, bonderized and final finish symbol: i.e., FK174P, FBBK174P, FK179P, FBBK179P
- On steel hinges when a rust-resisting coating is desired in addition to the decorative final plating, we will furnish what is considered to be the best protective undercoating
- Our laboratory tests and field experience indicate that a heavy plating of copper is a most effective and practical base plate, however, we intend to keep pace with plating and anti-corrosive developments and should some other finish prove more effective such finish will be used on Stanley hinges
- When ordering this extra rust-resisting base plating, insert the letter "K" as a prefix to the class number and suffix the final finish symbol: i.e., FK179A5, FBBK179A5, K600, K600½
- For absolute assurance against rust non-ferrous metals should be used

LABELS AND PACKING

LABELING

- Stanley products are generally identified by the green box and yellow label
- All non-ferrous hinges can be distinguished by the red block in the yellow label

PACKING

- Non-ferrous metal and highly polished steel hinges are wrapped in anti-tarnish tissue paper to protect the finish. Necessary screws in separate packages packed with hinges
- Wherever this POLY-PACK symbol appears throughout this catalog, goods are packed in individual poly bags

IDENTIFICATION OF STANLEY HINGES

- Stanley hinges are plainly stamped with this trade STANLEY mark
- The class number is stamped on the back of ball bearing hinges, non-ferrous metal hinges, template hinges and plain joint polished steel hinges

PHOTOGRAPHS, ART WORK OR ELECTROTYPES

- We can furnish our customers with photographic prints, art work prints or electrotypes of any article shown in our catalog

SCREWS AND BOLTS

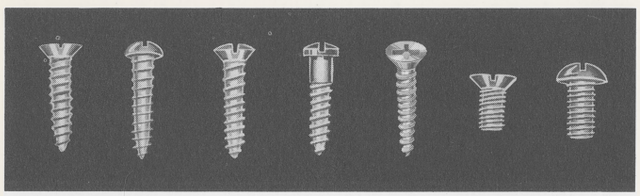

1 2 3 4 *5 6 7



8 *9 †10 †11 12 *13



*14 *15 16 17 18 19 20

- Showing various types of regular and special screws and bolts furnished only with Stanley products
- Orders for screws or bolts only are not solicited

1. **Flat head wood screw (long thread)**
2. **Round head wood screw (long thread)**
3. **Oval head wood screw (long thread)**
4. **Pyramid head wood screw**

*5. **Phillips head wood screw (full thread)**

6. **Flat head machine screw**
7. **Round head machine screw**
8. **Oval head machine screw**

*9. **Phillips head machine screw**

†10. **Spanner head machine screw**

†11. **Slotted twin head machine screw, slotted head is cut off after installation**

12. **Pan head self tapping screw**

*13. **Lag screw with expansion shield**

*14. **Machine bolt with expansion shield**

*15. **Flat or round head spring-wing toggle bolt**

16. **Oval head machine screw with grommet nut**
17. **Lag screw**
18. **Carriage bolt**
19. **Flat head stove bolt**
20. **Round head stove bolt**

*Not carried in stock

†Not carried in stock and made only on special order

SWAGING, BEVELING, WEIGHT OF DOORS

HINGE SWAGING



Hinge not swaged – figure 1
(see note "A")



Hinge not swaged – figure 2
(see note "A")



Hinge swaged (standard) – figure 3



Hinge swaged (standard) – figure 4



*Hinge with one leaf swaged – figure 5
(see note "B")



*Hinge with one leaf swaged flat – figure 6
(see note "C")

*Hinges are handed – when ordering specify hand desired

- Swaging is a slight offset of the hinge leaf at the barrel which permits the leaves to come closer together
- Standard swaging of regular weight and extra heavy full mortise hinges when closed to the parallel position provides a 1/16" clearance between leaves, except on friction hinges which have a clearance of 3/32"
- Triple weight hinges have a standard clearance of 1/8" when assembled for full mortise application
- When not swaged, hinges are slightly less in width

Note "A" – When both leaves not swaged, hinges are slightly less in width

Note "B" – When one leaf only is swaged, not swaged leaf is approximately 1/16" shorter. EXCEPTION – On template hinges for metal door and metal frame (furnished all machine screws) both leaves must be same width – specify on order: "Leaves must be equal."

Note "C" – When one leaf only is swaged flat, not swaged leaf is approximately 3/32" shorter. EXCEPTION – On template hinges for metal door and metal frame (furnished all machine screws) both leaves must be same width – specify on order: "Leaves must be equal."

BEVELING OF LEAVES

(Supplied only in FBB174, FBB168 and comparable types)



Leaves beveled



Leaves not beveled

The beveled inner edges of the leaves make close-fitting joints and add greatly to the appearance of the hinge

WEIGHT OF DOORS

The approximate door weights in pounds per square foot listed below are based on recognized quality doors. Due to many variances, i.e., panel patterns, moisture, etc., this chart is to be used for rough estimating only

Kind of Door	Door Thickness				
	1 3/8"	1 3/4"	2"	2 1/4"	2 1/2"
	Door Weight in lbs. per sq. ft.				
Ash	4 1/2	5 1/4	6	6 3/4	7 1/2
Birch	3 3/4	4 1/3	5	5 2/3	6 1/4
Fir	3	3 1/2	4	4 1/2	5
Mahogany	4 1/2	5 1/4	6	6 3/4	7 1/2
Oak	6	7	8	9	10
White pine	3	3 1/2	4	4 1/2	5
Hollow core	2	2 1/2	. . .	. . .	. . .
Solid core	3 1/2	4 1/2	5	5 1/2	. . .
Kalamein	. . .	5	. . .	. . .	. . .
Hollow metal	6 1/2	6 1/2	6 1/2	6 1/2	6 1/2
Tubular steel	. . .	5	. . .	. . .	. . .

Novoply 3/8" thick . . . . . 1.25 per sq. foot
3/4" thick . . . . . 2.25 per sq. foot
Weldwood composite 1 3/4" thick – 4 lbs. per sq. foot

U. S. GOV'T. TYPE NUMBERS LISTED IN FEDERAL SPECIFICATIONS FF-H-111b WITH COMPARATIVE STANLEY NUMBERS

U. S. Number FF-H-111b	Item	Stanley Number	Catalog Page
F1012	Barrel Bolt	Sc1084J	192
F1012C	Barrel Bolt	Sc1084K	192
F1023A	Chain Bolt	1055J	191
F1023AC	Chain Bolt	1055K	191
F1023B	Foot Bolt	1056J	191
F1023BC	Foot Bolt	1056K	191
F1029	Cremone Bolt	1052KJ	194
F1051	Cane Bolt	1010	194
1061	Surface Bolt	363–6″	160
F1061	Surface Bolt	379	160
1062	Surface Bolt	363–4″	160
F1062	Surface Bolt	379–4″	160
1069	Roller Latch	23¼	161
F1069	Roller Latch	23	161
1071	Friction Catch	30C	110
F1072	Friction Catch	37K	110
F1073	Friction Catch	34K	110
F1073D	Friction Catch	35K	109
F1073S	Friction Catch	38K	109
F1086	Screen Door Latch	1280	203
F1156	Door Holder	456	100
F1170	Door Holder	1774J	182
F1171	Closet Bar	7036	155
F1188	Thumb Latch	1260J Nos. 3, 4	195
F1189	Thumb Latch	1252J	195
F1190	Thumb Latch	1264J	195
1265A	Sash Pole	7025¼	101
F1269	Door Pull	479	201
F1275C	Door Pull	482K No. 3	196
F1276	Door Pull	1265J	197
1306	Drawer Pull	4477, 4478, 4479	105
1306D	Drawer Pull	4420CM	105
F1307	Drawer Pull	4463CM	106
F1310	Drawer Pull	470CM	106
1337A	Door Silencer	52	101
F1401	Hinge Hasp	912BP US2G with screws	188
F1401C	Hinge Hasp	912K with screws	188
F1401E	Hinge Hasp	912PS with screws	188
F1403	Hinge Hasp	941BP US2G with screws 7½″	189
F1403E	Hinge Hasp	941PS 7½″ with screws	189
F1405	Hinge Hasp	911BP US2G with screws	186
F1405C	Hinge Hasp	911K with screws	186
F1405E	Hinge Hasp	911PS with screws	186
F1407	Safety Hasp	Sc915PS	187
F1430C	Padlock Eyes	1245K No. 2	196
F1430D	Padlock Eyes	1245J No. 2	196
F1653	Storm Sash Adjuster Set	1727K	206
F1801	Blind Hinge	Sc1640R	208
F1805	Blind Hinge	Sc1644R	208
F1821	Blind Holdback	1685½P	207
F1821A	Blind Holdback	1685P	207
F1824	Screen Hanger	1742K	205
F1830	Screen Hanger	1716K	205
1850	Bi-fold Set	2983	130-132
1850C	Bi-fold Set	2989	130-132
1855	Flush Pull	2688 No. 2	152
1857	Flush Pull	2901	152
1858	Flush Pull	2689	152
F1861	Flush Edge Pull	2683	152
1870	Pocket Door Frame	2825	146-147
1873	Pocket Door Set	2820	148
1876	By-passing Door Sets	2800 x 2692-11 2880 x 2692-11	138 141
1877	By-passing Door Fascia Sets	2808 x 2692-11 2819	140 142

FEDERAL SPECIFICATIONS

U. S. GOV'T. TYPE NUMBERS LISTED IN FEDERAL SPECIFICATIONS FF-H-116b AND FF-H-116c WITH COMPARATIVE STANLEY NUMBERS

U. S. Number FF-H-116c	Old U. S. Number FF-H-116b	Item	Stanley Number	Catalog Page
2102	2001½	Hinge	FBB193xAWS	54
T2102		Hinge	FBB193	54
TH2102		Hinge	HTFBB193	54
2105	2010½B	Hinge	FBB174xAWS	54
T2105		Hinge	FBB174	54
TH2105		Hinge	HTFBB174	54
2106		Hinge	FBB191xAWS	55
T2106		Hinge	FBB191	55
2107	2010½	Hinge	FBB179xAWS	55
T2107		Hinge	BB179 or	68
			FBB179	55
TH2107		Hinge	HTBB179 or	68
			HTFBB179	55
2112	2002½	Hinge	FBB199xAWS	52
T2112		Hinge	FBB199	52
TH2112		Hinge	HTFBB199	52
2115	2011½	Hinge	FBB168xAWS	52
T2115		Hinge	FBB168	52
TH2115		Hinge	HTFBB168	52
2117	2011½P	Hinge	FBB168PxAWS	52
T2117		Hinge	FBB168P	52
TH2117		Hinge	HTFBB168P	52
T2119		Hinge	BB153	67
TH2119		Hinge	HTBB153	67
T2121		Hinge	BB153P	67
TH2121		Hinge	HTBB153P	67
2122	2005½	Hinge	F194xAWS	81
T2122		Hinge	F194	81
2125	2015½B	Hinge	F174xAWS	81
T2125		Hinge	F174	81
2126		Hinge	F191xAWS	80
2127	2015½	Hinge	241 or	84
			F179xAWS	83
T2127		Hinge	F179	83
2127H		Hinge	241RBP or	84
			F179RBPxAWS	83
2132		Hinge	FBB112xAWS	57
T2132		Hinge	FBB112	57
TH2132		Hinge	HTFBB112	57
2133		Hinge	FBB172xAWS	57
T2133		Hinge	FBB172	57
TH2133	2066	Hinge	HTFBB172	57
2135		Hinge	FBB173xAWS	57
T2135		Hinge	FBB173	57
TH2135	2066P	Hinge	HTFBB173P	57
T2136		Hinge	FBB113	56
TH2136	2068	Hinge	HTFBB113	56
T2137		Hinge	FBB163	56
TH2137	2069	Hinge	HTFBB163	56
T2139	A2080½P	Hinge	FBB163P	56
TH2139	2069P	Hinge	HTFBB163P	56
T2142		Hinge	FBB108	59
TH2142		Hinge	HTFBB108	59
T2143		Hinge	FBB167½	59
TH2143		Hinge	HTFBB167½	59
T2145		Hinge	FBB167	59
TH2145		Hinge	HTFBB167P	59
T2146		Hinge	FBB98	58
TH2146		Hinge	HTFBB98	58
T2147		Hinge	FBB138	58
TH2147		Hinge	HTFBB138	58
T2149		Hinge	FBB138P	58
TH2149		Hinge	HTFBB138P	58
T2152		Hinge	FBB110	62
TH2152		Hinge	HTFBB110	62
T2153		Hinge	FBB170	62
TH2153		Hinge	HTFBB170	62
T2155		Hinge	FBB171	62
TH2155		Hinge	HTFBB171P	62
T2156		Hinge	FBB109	60
TH2156		Hinge	HTFBB109	60
T2157		Hinge	FBB169	60
TH2157		Hinge	HTFBB169	60
T2159		Hinge	FBB169P	60
TH2159		Hinge	HTFBB169P	60
T2160		Hinge	FBB264	65
T2161		Hinge	FBB264P	65
T2163		Hinge	FBB266	66
T2164		Hinge	FBB266P	66
2165		Hinge	*BB855¼P w/Screw Holes	77
2165A		Hinge	*BB855¼P w/o Screw Holes	77
2167		Hinge	*BB852P w/Screw Holes	78
2167A		Hinge	*BB852P w/o Screw Holes	78
2170	2028	Hinge	196½xAWS	91
T2170		Hinge	196½	91
2171	2029B	Hinge	291	91
T2171		Hinge	178	91
2171H	2029AA	Hinge	291RBP	91
2172	A2030	Hinge	850	119
2172E	A2030A	Hinge	*850 Loose OH Pin	119
2172G	A2030D	Hinge	*850RBP	119
2173	A2030B	Hinge	*850 Swg. w/Holes	119
2173E	A2030C	Hinge	*850 Swg. w/Holes & Loose OH Pin	119
2174		Hinge	Sc311¼	122-123
2174F		Hinge	Sc311	122-123
2175		Hinge	Sc314¼	124
2175F		Hinge	Sc314	124
2176	2031	Hinge	804 w/Screws	120
2176G	2031A	Hinge	804KBP	120
2178	2138A	Hinge	BBK1458J	163
2180	2140A	Hinge	BBK1456J	164
2201	Light Strap	Hinge	Sc900BP US2G	183
2203	2203	Hinge	Sc902RBP	183
2207	Light T-Hinge		Sc904BP US2G	184
2208	Heavy T-Hinge		Sc906BP US2G	184
2209	2209	Hinge	Sc908RBP	185
2212		Hinge	Sc966RBP	165
2262	2017½A	Hinge	189	93 & 112A
2263	2018½	Hinge	289	93 & 112A
2263P	2018½P	Hinge	289P	93 & 112A
2266		Hinge	195	93 & 112A
2267		Hinge	295	93 & 112A
2267P	2022½P	Hinge	295P	93 & 112A
2269		Hinge	800RBP	120
2274F		Hinge	1566CM1½"	111
2274L		Hinge	1565CM1½"	111
2278		Hinge	1584P 1½"	111
2279		Hinge	1585P 2½"	111
2301		Hinge	154	199
2302		Hinge	152	199

*When ordering specify as listed

COMPARATIVE LIST OF FINISH SYMBOLS

The following list represents a fair comparison of the United States Standard and different manufacturers' finishes. When an exact match is desired submit sample

Stanley Hardware	United States Standard	General Description	P. & F. Corbin	Lockwood Hardware Mfg. Co.	Russell & Erwin Mfg. Company	Sargent & Company	Schlage Lock Co.	The Yale & Towne Mfg. Company
ALD	US28	Aluminum metal, satin, anodized	US28	28	US28	28	28	LY43
A5	US10	Satin bronze	US10	10	US10	10	10	BY22
**A8	US10A	Satin bronze, oxidized, lacquered	....	....	13	†O3P	....	....
**A9	US10B	Satin bronze, oxidized and oil rubbed on bronze metal only	US10B	39OR	US10B	O3P	10B	BY23
**B	US20	Statuary bronze	....	....	....	....	....	....
**B1	US20A	Statuary bronze, dark	....	....	....	....	....	....
BG	....	Baked gray enamel	....	....	....	....	....	....
C	US3	Bright brass	US3	3	US3	3	3	AZ10
CNL	US3A	Bright brass, no lacquer, on brass metal only	US3A	13½NL	US3A	NLB	3A	AZ110
CM	US26	Chromium plated, bright	US26	26	US26	26	26	DZ10
CMD	US26D	Chromium plated, satin	US26D	26D	US26D	26D	26D	DY10
D3	....	Antique copper	....	....	....	....	....	....
D4	....	Satin copper	....	....	....	....	....	....
DW	....	Desert white spray paint	....	....	....	....	....	....
F	US4	Satin brass	US4	4	US4	4	4	AY22
F3	....	Antique brass	....	....	....	....	....	....
FL	....	Goldtone lacquer	....	....	....	....	....	....
J	US1B	Bright japanned	J	J	....	BJ	....	J
*J1	US1D	Dead black	D	JF	....	....	19	....
J2	....	Black textured paint	....	....	....	....	....	....
K	US2C	Zinc plated (commercial)	....	....	....	ZD	....	....
US2G	US2G	Zinc plated (government specifications)	US2G	....	US2G	....	....	....
KD	....	Zinc plated, satin	....	....	....	....	....	....
KL	....	Zinc plated, buffed bright	....	....	....	....	....	....
LA	....	Aluminum lacquer	....	....	....	....	....	....
N	US14	Nickel plated, bright	US14	5	US14	14	14	NZ10
N5	US15	Nickel plated, satin	US15	90	US15	LN	15	NY10
*P	USP	Primed for painting or staining	USP	P	USP	PC	....	PC
R	US2H	Hot dipped galvanized	....	....	....	....	....	....
SG	....	Simulated gold	....	....	....	....	....	....
STS	US32	Stainless steel metal	US32	35	US32	32	32	SS10
STSD	US32D	Stainless steel metal, satin	US32D	36	US32D	32D	32D	....
Y2	US17A	Nickel plated, imitation half-polished iron oxidized and relieved	US17A	92	US17A	HF	17A	....

DECIMAL PARTS OF AN INCH

Fractions of an Inch With Decimal Equivalent

1/64	.016
1/32	.031
3/64	.047
1/16	.062
5/64	.078
3/32	.094
7/64	.109
1/8	.125
9/64	.140
5/32	.156
11/64	.172
3/16	.187
13/64	.203
7/32	.219
15/64	.234
1/4	.250
9/32	.281
5/16	.312
11/32	.344
3/8	.375
13/32	.406
7/16	.437
15/32	.469
1/2	.500
17/32	.531
9/16	.562
19/32	.594
5/8	.625
21/32	.656
11/16	.688
23/32	.718
3/4	.750
25/32	.781
13/16	.812
27/32	.844
7/8	.875
29/32	.906
15/16	.937
31/32	.969
1	1.000

†Except lacquered

*Over a bonderized base

**Our standard A8, A9, B or B1 finish will be furnished unless advised to match another manufacturer's finish. Submit sample when exact match is desired

(At the present time
this is a blank page)

BALL BEARING
HINGES

FULL MORTISE HINGES

EXTRA-HEAVY WEIGHT

Ultra-Modern Design 3-Knuckle with Concealed Full Jeweled Ball Bearings



Wrought steel — Highly polished and plated or bonderized and prime coated for painting (template) **BB1601***

Wrought brass or bronze — Highly polished and finely finished (template) **BB1661***

- For heavy doors or doors where high frequency service is expected, such as entrance doors to office buildings, stores, public buildings and corridor entrance doors to offices
- All hinges have template screw hole location for use on either wood or hollow metal doors and frames
- Steel hinges are highly polished and buffed, then plated to insure a fine durable finish
- With two concealed permanently lubricated non-detachable radial thrust ball bearings. Ball bearing assemblies are sealed internally by brass sleeve and externally by permanently attached brass caps. Aluminum caps available. Bearing assemblies contain 5/32" chrome alloy balls
- Equipped with easily seated, non-rising loose pins
- Hole in bottom for easy pin removal
- Inner edges of leaves are beveled to make close fitting joints
- Pins in non-ferrous butt hinges are stainless steel

Size Open (inches)	Gauge of Metal	Quantity and Size of Screws Packed per Pair		Pair in Box With Screws	Pair in Case	Case Weight Average (lbs.)	
		Template Packing					
		Machine	Flat Head Wood			Bronze	Steel
5 x 4½	.190	16 — ½ x 12-24	8 — 1½ x 12	1½	12	46	42
5 x 5	.190	16 — ½ x 12-24	8 — 1½ x 12	1½	12	49	45

*Pat. Numbers 3,152,356 and 3,118,171

Template packing — all machine screws and one-half wood screws
When ordering hinges for wood doors with wood jambs, specify "all WS"
Finishes described on page 35

STANLEY

FULL MORTISE HINGES

REGULAR WEIGHT

Ultra-Modern Design
3-Knuckle with Concealed
Full Jeweled Ball Bearings



***BB1600** (template) — **Wrought steel — Polished and plated or bonderized and prime coated for painting**

***BB1660** (template) — **Wrought brass or bronze — Highly polished and finely finished**

- For medium weight doors receiving average frequency service, where the finest brass, bronze or steel ball bearing butt hinge is desired
- All hinges have template screw hole location for use on either wood or hollow metal doors and frames
- With two concealed permanently lubricated non-detachable radial thrust ball bearings. Ball bearing assemblies are sealed internally by brass sleeve and externally by permanently attached brass caps. Aluminum caps available. Bearing assemblies contain ⅛" chrome alloy balls
- Equipped with easily seated, non-rising loose pins
- Pins in non-ferrous butt hinges are stainless steel
- Hole in bottom for easy pin removal

Size Open (inches)	Gauge of Metal	Quantity and Size of Screws Packed per Pair		Pair in Box With Screws	Pair in Case	Case Weight Average (lbs.)	
		Template Packing					
		Machine	Flat Head Wood			Bronze	Steel
4 x 3½	.130	16 – ½ x 12-24	8 – 1¼ x 12	1½	24	41	37
4 x 4	.130	16 – ½ x 12-24	8 – 1¼ x 12	1½	24	45	43
4½ x 4	.134	16 – ½ x 12-24	8 – 1¼ x 12	1½	24	52	52
4½ x 4½	.134	16 – ½ x 12-24	8 – 1¼ x 12	1½	24	57	56

*Pat. Numbers 3,152,356 and 3,118,171

Template packing – all machine screws and one-half wood screws
When ordering hinges for wood doors with wood jambs, specify "all WS"
Finishes described on page 35

USE 3 HINGES TO A DOOR

FULL MORTISE HINGES

Slimline Design

EXTRA-HEAVY WEIGHT

3-Knuckle Full Jeweled Ball Bearings



Wrought steel—Highly polished and plated or bonderized and prime coated for painting (template) **BB601***

Wrought brass or bronze — Highly polished and finely finished (template) **BB661***

Wrought stainless steel — Highly polished (template) **BB661STS***

Wrought stainless steel — Satin finish (template) **BB661STSD***

- For heavy doors or doors where high frequency service is expected, such as entrance doors to office buildings, stores, public buildings and corridor entrance doors to offices
- All hinges have template screw hole location for use on either wood or hollow metal doors and frames
- Steel hinges are highly polished and buffed, then plated to insure a fine durable finish
- With two Stanley permanently lubricated non-detachable full jeweled radial thrust ball bearings and easily seated, non-rising loose pins
- Hole in bottom tip for easy pin removal
- Inner edges of leaves are beveled to make close fitting joints
- Pins in non-ferrous butt hinges are stainless steel

Size Open (inches)	Gauge of Metal	Quantity and Size of Screws Packed per Pair — Template Packing — Machine	Quantity and Size of Screws Packed per Pair — Template Packing — Flat Head Wood	Pair in Box With Screws	Pair in Case	Case Weight Average (lbs.) — Bronze	Case Weight Average (lbs.) — Steel
4½ x 4½	.180	16 — ½ x 12-24	8 — 1¼ x 12	1½	15	49	46
5 x 4½	.190	16 — ½ x 12-24	8 — 1½ x 12	1½	12	46	42
5 x 5	.190	16 — ½ x 12-24	8 — 1½ x 12	1½	12	49	46
6 x 4½	.203	20 — ½ x ¼-20	10 — 1½ x 14	1½	12	61	54
6 x 5	.203	20 — ½ x ¼-20	10 — 1½ x 14	1½	12	63	56
6 x 6	.203	20 — ½ x ¼-20	10 — 1½ x 14	1½	12	74	62
8 x 6	.225	Available in BB601 steel only. For full details see page 76					

Template packing — all machine screws and one-half wood screws
When ordering hinges for wood doors with wood jambs, specify "all WS"
Finishes described on page 35

*Pat. Numbers 3,152,356 and 3,118,171

FULL MORTISE HINGES

Slimline Design

REGULAR WEIGHT

3-Knuckle
Full Jeweled Ball Bearing



***BB600** (template) — Wrought steel — Polished and plated or bonderized and prime coated for painting

***BB660** (template) — Wrought brass or bronze — Highly polished and finely finished

***BB660STS** (template) — Wrought stainless steel — Highly polished

***BB660STSD** (template) — Wrought stainless steel — Satin finish

- For medium weight doors receiving average frequency service
- All hinges have template screw hole location for use on either wood or hollow metal doors and frames
- Equipped with two Stanley permanently lubricated non-detachable full jeweled radial thrust steel ball bearings
- Easily seated, non-rising loose pins
- Hole in bottom tip for easy pin removal
- Pins in non-ferrous butt hinges are stainless steel



For hospital type prefix "HT" to class number

Size Open (inches)	Gauge of Metal	Quantity and Size of Screws Packed per Pair — Template Packing — Machine	Quantity and Size of Screws Packed per Pair — Template Packing — Flat Head Wood	Pair in Box With Screws	Pair in Case	Case Weight Average (lbs.) — Bronze	Case Weight Average (lbs.) — Steel
3½ x 3½	.123	12 – ½ x 10-24	6 – 1 x 10	1½	45	62	60
4 x 4	.130	16 – ½ x 12-24	8 – 1¼ x 12	1½	24	45	43
4½ x 4	.134	16 – ½ x 12-24	8 – 1¼ x 12	1½	24	53	49
4½ x 4½	.134	16 – ½ x 12-24	8 – 1¼ x 12	1½	24	57	53
5 x 4	.146	16 – ½ x 12-24	8 – 1¼ x 12	1½	15	39	37
5 x 4½	.146	16 – ½ x 12-24	8 – 1¼ x 12	1½	15	43	40
5 x 5	.146	16 – ½ x 12-24	8 – 1¼ x 12	1½	15	48	44

Template packing – all machine screws and one-half wood screws
When ordering hinges for wood doors with wood jambs, specify "all WS"
Finishes described on page 35

*Pat. Numbers 3,152,356 and 3,118,171

USE 3 HINGES TO A DOOR

PIVOT REINFORCED HINGES**

Slimline Design

EXTRA-HEAVY WEIGHT



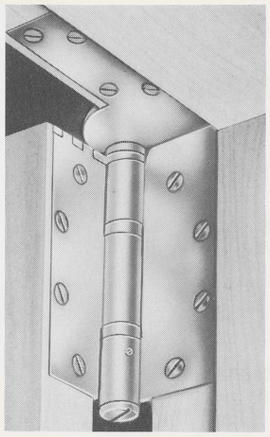

SHOCKPROOF . . . where doors are treated ROUGHLY . . . where door holders stop the doors SUDDENLY!

- The purpose of this two-in-one combination is to anchor and reinforce doors and frames exposed to damage from abuse
- In such installations, stresses are transferred to the top hinge
- A pivot and butt hinge are combined in one compact interlocked unit and share same pin to assure perfect alignment. Interlocked corners prevent sidewise motion of pivot or butt leaves
- Top hinge equipped with easily removed stainless steel pin and slotted bottom tip
- Short door plate (4" min.) available for use with most concealed holders and closers – specify on order

SHOCKPROOF!
Full Jeweled Ball Bearing

Wrought steel – Highly polished and plated or bonderized and prime coated for painting: **BB607**, **BB608**, **BB609†**

Wrought bronze – Highly polished and finely finished: **BB667**, **BB668**, **BB669†**

Wrought stainless steel – Satin finish: **BB668STSD**, **BB669STSD†**

Set Number	Metal	Contents of Set		
		Top Hinge*	Intermediate and Bottom Hinge*	
			Number	Size
BB607	steel	1 - type of BB601NRP x jamb plate only	2–BB601NRP	5x4½
BB608	steel	1 - type of BB601NRP x jamb and door plate	2–BB601NRP	5x4½
BB609†	steel	1 - type of BB601NRP x jamb and door plate	2–BB601NRP	5x4½
BB667	bronze	1 - type of BB661NRP x jamb plate only	2–BB661NRP	5x4½
BB668	bronze	1 - type of BB661NRP x jamb and door plate	2–BB661NRP	5x4½
BB668STSD	stainless steel	1 - type of BB661STSD - NRP x jamb and door plate	2–BB661STSD-NRP	5x4½
BB669†	bronze	1 - type of BB661NRP x jamb and door plate	2–BB661NRP	5x4½
BB669STSD†	stainless steel	1 - type of BB661STSD - NRP x jamb and door plate	2–BB661STSD-NRP	5x4½

Set Number	Gauge of Metal	Jamb Plate		Door Plate		Quantity and Size of Screws Packed per Set		Sets in Case With Screws	Weight Per Set (lbs.)
		Length (inches)	Width (inches)	Length (inches)	Width (inches)	Flat Head Wood	Machine		
BB607	.190	5.00	1.25	. . .	. . .	28 – 1½ x 12	28 – ½ x 12-24	1	6
BB608	.190	5.00	1.25	7.78	1.25	32 – 1½ x 12	32 – ½ x 12-24	1	7
BB609†	.190	5.00	1.25	7.64	1.25	32 – 1½ x 12	32 – ½ x 12-24	1	7
BB667	.190	5.00	1.25	. . .	. . .	28 – 1½ x 12	28 – ½ x 12-24	1	6
BB668	.190	5.00	1.25	7.78	1.25	32 – 1½ x 12	32 – ½ x 12-24	1	7
BB668STSD	.190	5.00	1.25	7.78	1.25	32 – 1½ x 12	32 – ½ x 12-24	1	7
BB669†	.190	5.00	1.25	7.64	1.25	32 – 1½ x 12	32 – ½ x 12-24	1	7
BB669STSD†	.190	5.00	1.25	7.64	1.25	32 – 1½ x 12	32 – ½ x 12-24	1	7

Regularly furnished with all wood screws and all machine screws. To order: specify set number, finish and hand

*Hinges supplied with set screw in barrel, non-removable pin

**Pat. Numbers 2,989,772 and 3,118,171

†For beveled doors

Finishes described on page 35

HALF SURFACE HINGES

Slimline Design

EXTRA-HEAVY WEIGHT

3-Knuckle
Full Jeweled Ball Bearing
Reversible • Slotted and Threaded Tips

***BB611** (template) — Wrought steel — Highly polished and plated or bonderized and prime coated for painting

***BB671** (template) — Wrought brass or bronze — Highly polished and finely finished

***BB671STS** (template) — Stainless steel — Highly polished

***BB671STSD** (template) — Stainless steel — Satin finish





For hospital type, prefix "HT" to class number

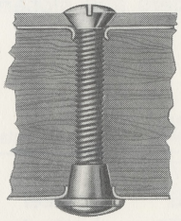

Application of machine screw and grommet nut

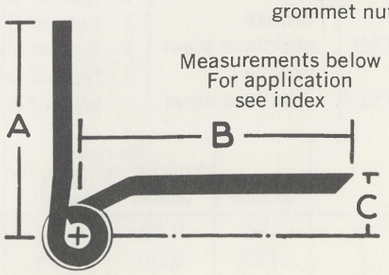

Measurements below For application see index

- For heavy or high frequency kalamein doors with hollow metal frames
- Size 6" also recommended for lead lined doors not exceeding 250 pounds
- With two Stanley permanently lubricated non-detachable full jeweled radial thrust ball bearings
- Inner edges of the leaves are beveled to make close-fitting joints
- Equipped with slotted and threaded tips on both top and bottom to reverse hinge to suit application
- Pins in non-ferrous and stainless steel butt hinges are made of stainless steel
- Steel hinges are highly polished and buffed, then plated to insure a fine durable finish

Size, Length of Joint (inches)	Width		Offset (inches) (C)	Gauge of Metal	Quantity and Size of Screws per Pair		Pair in Box with Screws	Pair in Case	Case Weight Average (lbs.)	
	Jamb Leaf (inches) (A)	Door Leaf (inches) (B)			Flat Head Machine	Oval Head Machine				
					Jamb Leaf	Door Leaf			Bronze	Steel
4½	2 1/16	2 5/16	5/16	.180	8 – ½ x 12-24	6 – 2 x ¼-20	1½	15	59	55
5	2 3/32	2 7/8	11/32	.190	8 – ½ x 12-24	8 – 2 x ¼-20	1½	12	58	54
6	2⅛	3¼	⅜	.203	10 – ½ x ¼-20	10 – 2 x ¼-20	1½	12	90	82

Packed with machine screws and grommet nuts for 1¾" doors
Finishes described on page 35 *Pat. Number 3,118,171

HALF SURFACE HINGES

Slimline Design

REGULAR WEIGHT

3-Knuckle
Full Jeweled Ball Bearing
Reversible • Slotted and Threaded Tips





For hospital type prefix "HT" to class number

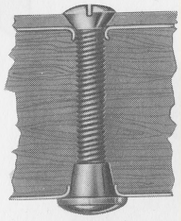

Application of machine screw and grommet nut

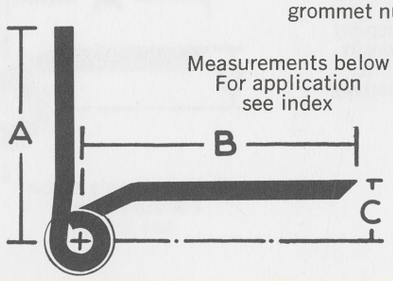

Measurements below For application see index

Wrought steel — Highly polished and plated or bonderized and prime coated for painting (template)	**BB610***
Wrought brass or bronze — Highly polished and finely finished (template)	**BB670***
Wrought stainless steel — Highly polished (template)	**BB670STS***
Wrought stainless steel — Satin finish (template)	**BB670STSD***

- For medium weight kalamein doors with hollow metal frames receiving average frequency service
- With two Stanley permanently lubricated non-detachable full jeweled radial thrust ball bearings
- Slotted and threaded tips on both top and bottom to reverse hinge to suit application
- Pins in non-ferrous and stainless steel butt hinges are stainless steel

Size, Length of Joint (inches)	Width		Offset (inches) (C)	Gauge of Metal	Quantity and Size of Screws per Pair		Pair in Box with Screws	Pair in Case	Case Weight Average (lbs.)	
	Jamb Leaf (inches) (A)	Door Leaf (inches) (B)			Flat Head Machine	Oval Head Machine				
					Jamb Leaf	Door Leaf			Bronze	Steel
4½	2	2 5/16	½	.134	8 — ½ x 12-24	6 — 2 x ¼-20	1½	15	44	40
5	2 1/32	2⅞	17/32	.146	8 — ½ x 12-24	8 — 2 x ¼-20	1½	12	48	44

Packed with machine screws and grommet nuts for 1¾" doors
When used on wood jambs specify wood screws for jamb leaf
Finishes described on page 35 *Pat. Number 3,118,171

HALF MORTISE HINGES

EXTRA-HEAVY WEIGHT *Slimline Design*

3-Knuckle
Full Jeweled Ball Bearing
Reversible • Slotted and Threaded Tips



***BB621** (template) — **Wrought steel — Highly polished and plated or bonderized and prime coated for painting**

***BB681** (template) — **Wrought brass or bronze — Highly polished and finely finished**

***BB681STS** (template) — **Wrought stainless steel — Highly polished**

***BB681STSD** (template) — **Wrought stainless steel — Satin finish**



For hospital type prefix "HT" to class number

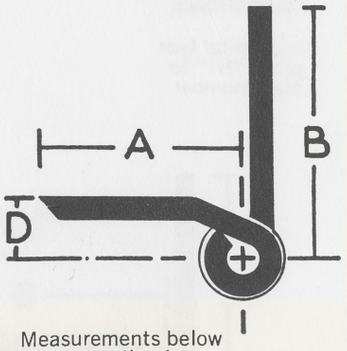

Measurements below
For application
see index

- For heavy or high frequency hollow metal doors with channel iron jambs
- With two Stanley permanently lubricated non-detachable full jeweled radial thrust ball bearings
- Inner edges of the leaves are beveled to make close-fitting joints
- Slotted and threaded tips on both top and bottom to reverse hinge to suit application
- Pins in stainless steel and non-ferrous butt hinges are stainless steel
- Steel hinges are highly polished and buffed, then plated to insure a fine durable finish

Size, Length of Joint (inches)	Width		Offset (inches) (D)	Gauge of Metal	Quantity and Size of Screws per Pair		Pair in Box with Screws	Pair in Case	Case Weight Average (lbs.)	
	Jamb Leaf (inches) (A)	Door Leaf (inches) (B)			Oval Head Machine	Flat Head Machine				
					Jamb Leaf	Door Leaf			Bronze	Steel
4½	1½	2 1/16	7/16	.180	6 — ½ x 12-24	8 — ½ x 12-24	1½	15	46	41
5	1½	2 3/32	15/32	.190	8 — ½ x 12-24	8 — ½ x 12-24	1½	12	47	42
6	1½	2⅛	½	.203	8 — ½ x ¼-20	10 — ½ x ¼-20	1½	12	64	59

Finishes described on page 35

*Pat. Number 3,118,171

USE 3 HINGES TO A DOOR

HALF MORTISE HINGES

Slimline Design

REGULAR WEIGHT

3-Knuckle
Full Jeweled Ball Bearing
Reversible • Slotted and Threaded Tips



Wrought steel — Highly polished and plated or bonderized and prime coated for painting	(template)	**BB620***
Wrought brass or bronze — Highly polished and finely finished	(template)	**BB680***
Stainless steel — Highly polished	(template)	**BB680STS***
Stainless steel — Satin finish	(template)	**BB680STSD***



For hospital type prefix "HT" to class number

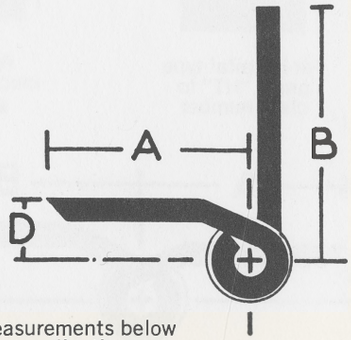

Measurements below
For application see index

- For medium weight hollow metal doors with channel iron jambs receiving average frequency service
- With two Stanley permanently lubricated non-detachable full jeweled radial thrust ball bearings
- Top and bottom tips slotted and threaded to reverse hinge to suit application
- Pins in stainless steel and non-ferrous butt hinges are stainless steel

Size, Length of Joint (inches)	Width		Offset (inches) (D)	Gauge of Metal	Quantity and Size of Screws per Pair		Pair in Box with Screws	Pair in Case	Case Weight Average (lbs.)	
	Jamb Leaf (inches) (A)	Door Leaf (inches) (B)			Oval Head Machine	Flat Head Machine				
					Jamb Leaf	Door Leaf			Bronze	Steel
4½	1½	2	3/8	.134	6 — ½ x 12-24	8 — ½ x 12-24	1½	15	36	32
5	1½	2 13/32	13/32	.146	8 — ½ x 12-24	8 — ½ x 12-24	1½	12	37	33

Finishes described on page 35

*Pat. Number 3,118,171

FULL SURFACE HINGES

EXTRA-HEAVY WEIGHT *Slimline Design*

3-Knuckle
Full Jeweled Ball Bearing
Reversible • Slotted and Threaded Tips





For hospital type prefix "HT" to class number

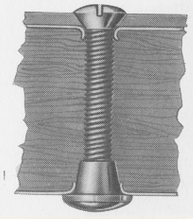

Application of machine screw and grommet nut

*BB631	(template)	Wrought steel — Highly polished and plated or bonderized and prime coated for painting
*BB691	(template)	Wrought brass or bronze — Highly polished and finely finished
*BB691STS	(template)	Wrought stainless steel — Highly polished
*BB691STSD	(template)	Wrought stainless steel — Satin finish

- For heavy or high frequency kalamein doors with channel iron jambs
- Size 6″ also recommended for lead lined doors not exceeding 250 pounds
- With two Stanley permanently lubricated non-detachable full jeweled radial thrust ball bearings
- Inner edges of the leaves are beveled to make close-fitting joints
- Slotted and threaded tips on both top and bottom of hinge to reverse hinge to suit application
- Pins in stainless steel and non-ferrous butt hinges are stainless steel
- Steel hinges are highly polished and buffed, then plated to insure a fine durable finish

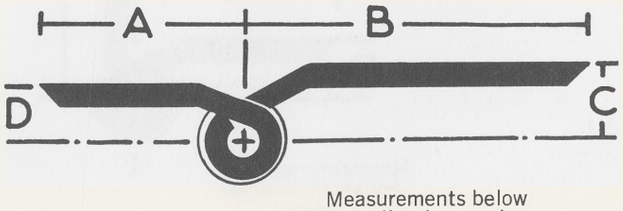

Measurements below
For application see index

Size, Length of Joint (inches)	Width		Offset		Gauge of Metal	Quantity and Size of Oval Head Machine Screws per Pair		Pair in Box With Screws	Pair in Case	Case Weight Average (lbs.)	
	Jamb Leaf (inches) (A)	Door Leaf (inches) (B)	Door Leaf (inches) (C)	Jamb Leaf (inches) (D)		Jamb Leaf	Door Leaf			Bronze	Steel
4½	1½	2 9/16	9/16	7/16	.180	6–½x12-24	6–2x¼-20	1½	15	56	51
5	1½	2⅞	19/32	15/32	.190	8–½x12-24	8–2x¼-20	1½	12	57	51
6	1½	3¼	⅝	½	.203	8–½x¼-20	10–2x¼-20	1½	12	80	74

Packed with machine screws and grommet nuts for 1¾″ doors
Finishes described on page 35 *Pat. Number 3,118,171

FULL SURFACE HINGES

Slimline Design

REGULAR WEIGHT



3-Knuckle
Full Jeweled Ball Bearing
Reversible • Slotted and Threaded Tips

Wrought steel — Highly polished and plated or bonderized and prime coated for painting	(template)	**BB630***
Wrought brass or bronze — Highly polished and finely finished	(template)	**BB690***
Wrought stainless steel — Highly polished	(template)	**BB690STS***
Wrought stainless steel — Satin finish	(template)	**BB690STSD***



For hospital type prefix "HT" to class number

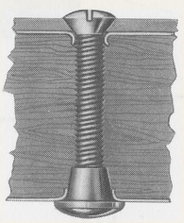

Application of machine screw and grommet nut

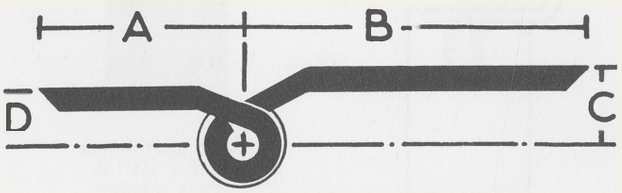

Measurements below
For application see index

- For medium weight kalamein doors with channel iron jambs receiving average frequency service
- With two Stanley permanently lubricated non-detachable full jeweled radial thrust ball bearings
- Top and bottom tips slotted and threaded to reverse hinge to suit application
- Pins in stainless steel and non-ferrous butt hinges are stainless steel

Size, Length of Joint (inches)	Width		Offset		Gauge of Metal	Quantity and Size of Oval Head Machine Screws per Pair		Pair in Box With Screws	Pair in Case	Case Weight Average (lbs.)	
	Jamb Leaf (inches) (A)	Door Leaf (inches) (B)	Door Leaf (inches) (C)	Jamb Leaf (inches) (D)		Jamb Leaf	Door Leaf			Bronze	Steel
4½	1½	2⅝	½	⅜	.134	6–½x12-24	6–2x¼-20	1½	15	42	40
5	1½	2⅞	17/32	13/32	.146	8–½x12-24	8–2x¼-20	1½	12	45	41

Packed with machine screws and grommet nuts for 1¾" doors
Finishes described on page 35 *Pat. Number 3,118,171

FULL MORTISE HINGES

EXTRA-HEAVY WEIGHT

Slimline Design

3-Knuckle "Swing-Clear" Full Jeweled Ball Bearing Reversible • Slotted and Threaded Tips

***BB648** (template) — **Wrought steel — Highly polished and plated or bonderized and prime coated for painting**



- For corridor doors to patients' rooms, operating rooms, emergency rooms, or wherever conditions require a completely clear opening in hospitals, institutions or public buildings
- Doors when opened to a 90 degree angle, are entirely clear of the opening
- With two Stanley permanently lubricated non-detachable full jeweled radial thrust ball bearings. Bearing assemblies contain 5/32" chrome alloy balls
- Inner edges of the leaves are beveled to make close-fitting joints
- Slotted and threaded tips on both top and bottom to reverse hinge to suit application
- Steel hinges are highly polished and buffed, then plated to insure a fine durable finish
- For hospital door controls, see door silencers on page 101 and friction roller door holders on page 99

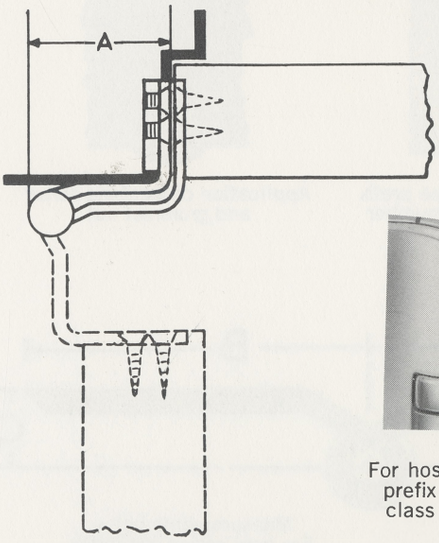



For hospital type prefix "HT" to class number

Size, Length of Joint (inches)	Minimum Clearance Required Dimension "A" (inches)	Gauge of Metal	Quantity and Size of Screws per Pair		Pair in Box With Screws	Pair in Case	Case Weight Average (lbs.)
			Flat Head Machine	Flat Head Wood			
			Jamb Leaf	Door Leaf			
5	2⅛	.190	8 – ½ x 12-24	8 – 1½ x 12	1½	12	47

For jamb and door leaf dimensions refer to template furnished on request
Fits into 5" extra heavy mortise template cut out in door and jamb
If door closers, friction or overhead door holders, are to be used in conjunction with this hinge, consult manufacturer of the device to be used for application details
Finishes described on page 35

*Pat. Number 3,118,171

USE 3 HINGES TO A DOOR

HALF SURFACE HINGES

Slimline Design

EXTRA-HEAVY WEIGHT



3-Knuckle "Swing-Clear" Full Jeweled Ball Bearing Reversible • Slotted and Threaded Tips

Wrought steel — Highly polished and plated or bonderized and prime coated for painting

(template) **BB659***

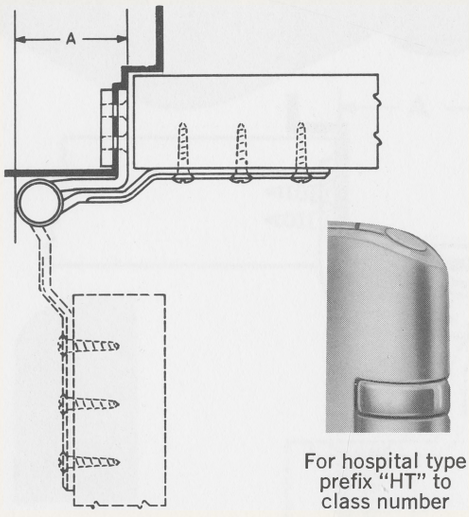

For hospital type prefix "HT" to class number

- For corridor doors to patients' rooms, operating rooms, emergency rooms, or wherever conditions require a completely clear opening in hospitals, institutions or public buildings
- Doors when opened to a 90 degree angle, are entirely clear of the opening
- With two Stanley permanently lubricated non-detachable full jeweled radial thrust ball bearings. Bearing assemblies contain 5/32" chrome alloy balls
- Inner edges of the leaves are beveled to make close-fitting joints
- Slotted and threaded tips on both top and bottom to reverse hinge to suit application
- Steel hinges are highly polished and buffed, then plated to insure a fine durable finish
- Furnished on order with oval head machine screws and grommet nuts for door leaf. Specify door thickness
- For hospital door controls, see door silencers on page 101 and friction roller door holders on page 99

Size, Length of Joint (inches)	Minimum Clearance Required Dimension "A" (inches)	Gauge of Metal	Quantity and Size of Screws per Pair		Pair in Box With Screws	Pair in Case	Case Weight Average (lbs.)
			Flat Head Machine	Oval Head Wood			
			Jamb Leaf	Door Leaf			
5	2⅛	.190	8 — ½ x 12-24	10 — 1½ x 14	1½	12	59

For jamb and door leaf dimensions refer to template furnished on request
Fits into 5" extra heavy mortise template cut out in jamb
If door closers, friction or overhead door holders, are to be used in conjunction with this hinge, consult manufacturer of the device to be used for application details
Finishes described on page 35

*Pat. Number 3,118,171

STANLEY

HALF MORTISE HINGES

EXTRA-HEAVY WEIGHT *Slimline Design*

3-Knuckle "Swing-Clear" Full Jeweled Ball Bearing Reversible • Slotted and Threaded Tips



***BB641** (template)

Wrought steel — Highly polished and plated or bonderized and prime coated for painting

- For corridor doors to patients' rooms, operating rooms, emergency rooms, or wherever conditions require a completely clear opening in hospitals, institutions or public buildings
- Doors when opened to a 90 degree angle, are entirely clear of the opening
- With two Stanley permanently lubricated non-detachable full jeweled radial thrust ball bearings. Bearing assemblies contain 5/32" chrome alloy balls
- Inner edges of the leaves are beveled to make close-fitting joints
- Slotted and threaded tips on both top and bottom to reverse hinge to suit application
- Steel hinges are highly polished and buffed, then plated to insure a fine durable finish
- For hospital door controls, see door silencers on page 101 and friction roller door holders on page 99

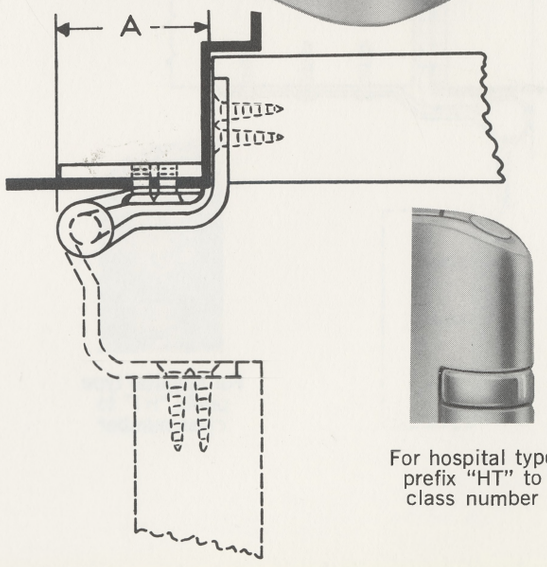

For hospital type prefix "HT" to class number

Size, Length of Joint (inches)	Minimum Clearance Required Dimension "A" (inches)	Gauge of Metal	Quantity and Size of Screws per Pair		Pair in Box With Screws	Pair in Case	Case Weight Average (lbs.)
			Flat Head Machine	Flat Head Wood			
			Jamb Leaf	Door Leaf			
5	2⅛	.190	8 — ½x¼-20	10 — 1½ x 14	1½	12	47

For jamb and door leaf dimensions refer to template furnished on request
Jamb leaf is set back 1/16" from edge of frame
If door closers, friction or overhead door holders, are to be used in conjunction with this hinge, consult manufacturer of the device to be used for application details
Finishes described on page 35

*Pat. Number 3,118,171

USE 3 HINGES TO A DOOR

FULL SURFACE HINGES

Slimline Design

EXTRA-HEAVY WEIGHT

3-Knuckle "Swing-Clear" Full Jeweled Ball Bearing Reversible • Slotted and Threaded Tips



Wrought steel — Highly polished and plated or bonderized and prime coated for painting

(template) **BB651***

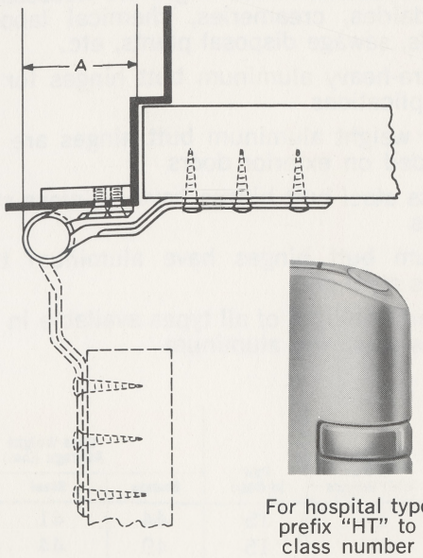

For hospital type prefix "HT" to class number

- For corridor doors to patients' rooms, operating rooms, emergency rooms, or wherever conditions require a completely clear opening in hospitals, institutions or public buildings
- Doors when opened to a 90 degree angle, are entirely clear of the opening
- With two Stanley permanently lubricated non-detachable full jeweled radial thrust ball bearings. Bearing assemblies contain 5/32" chrome alloy balls
- Inner edges of the leaves are beveled to make close-fitting joints
- Slotted and threaded tips on both top and bottom to reverse hinge to suit application
- Steel hinges are highly polished and buffed, then plated to insure a fine durable finish
- Furnished on order with oval head machine screws and grommet nuts for door leaf. Specify door thickness
- For hospital door controls, see door silencers on page 101 and friction roller door holders on page 99

Size, Length of Joint (inches)	Minimum Clearance Required Dimension "A" (inches)	Gauge of Metal	Quantity and Size of Screws per Pair		Pair in Box With Screws	Pair in Case	Case Weight Average (lbs.)
			Flat Head Machine	Oval Head Wood			
			Jamb Leaf	Door Leaf			
5	2⅛	.190	8 — ½ x ¼-20	10 — 1½ x 14	1½	12	59

For jamb and door leaf dimensions refer to template furnished on request
Jamb leaf is set back 1/16" from edge of frame
If door closers, friction or overhead door holders, are to be used in conjunction with this hinge, consult manufacturer of the device to be used for application details
Finishes described on page 35

*Pat. Number 3,118,171

FULL MORTISE HINGES

Ball Bearing Extra-Heavy

FBB168 (template) — **Wrought steel — Highly polished and plated or bonderized and prime coated for painting**

FBB199 (template) — **Wrought brass or bronze — Highly polished and finely finished**

FBB199ALD (template) — **Wrought aluminum — Anodized — satin finish**

FBB199STS (template) — **Wrought stainless steel — Highly polished**

FBB199STSD (template) — **Wrought stainless steel — Satin finish**

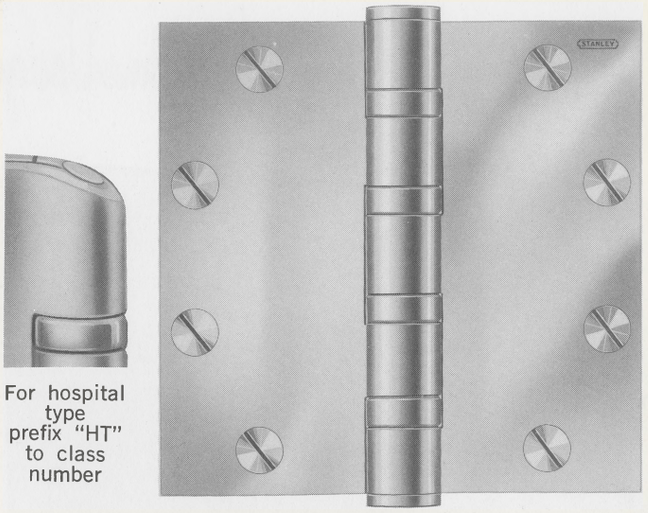

For hospital type prefix "HT" to class number

- For heavy doors or doors where high frequency service is expected, such as entrance doors to office buildings, stores, public buildings and corridor entrance doors to offices
- All hinges have template screw hole location for use on either wood or hollow metal doors and frames
- Equipped with four Stanley permanently lubricated non-detachable ball bearings
- Inner edges of leaves are beveled to make close fitting joints
- Equipped with easily seated, non-rising loose pins
- Pins in non-ferrous butt hinges are stainless steel
- Steel hinges are highly polished and buffed, then plated to insure a fine durable finish

STAINLESS STEEL AND ALUMINUM BUTT HINGES

- For doors receiving high frequency service where corrosion resistant butt hinges are necessary, such as in dairies, creameries, chemical laboratories, hospitals, sewage disposal plants, etc.
- Use extra-heavy aluminum butt hinges for exterior door applications
- Regular weight aluminum butt hinges are not recommended on exterior doors
- Stainless steel butt hinges have stainless steel tips and pins
- Aluminum butt hinges have aluminum tips and stainless steel pins
- Ball bearing hinges of all types available in wrought stainless steel and aluminum

Size Open (inches)	Gauge of Metal	Quantity and Size of Screws Packed per Pair		Pair in Box With Screws	Pair in Case	Case Weight Average (lbs.)		
		Template Packing						
		Machine	Wood			Bronze	Steel	Aluminum
4½ x 4	.180	16 — ½ x 12-24	8 — 1¼ x 12	1½	15	44	41	20
4½ x 4½	.180	16 — ½ x 12-24	8 — 1¼ x 12	1½	15	49	44	20
**5 x 4	.190	16 — ½ x 12-24	8 — 1½ x 12	1½	12	42	39	. .
5 x 4½	.190	16 — ½ x 12-24	8 — 1½ x 12	1½	12	46	42	19
5 x 5	.190	16 — ½ x 12-24	8 — 1½ x 12	1½	12	50	45	21
*6 x 4½	.203	20 — ½ x ¼-20	10 — 1½ x 14	1½	12	61	54	. .
*6 x 5	.203	20 — ½ x ¼-20	10 — 1½ x 14	1½	12	63	56	. .
**6 x 6	.203	20 — ½ x ¼-20	10 — 1½ x 14	1½	12	74	62	. .
*8 x 6	.203	32 — ½ x ¼-20	16 — 1½ x 14	1½	6	55	49	. .
*8 x 8	.203	32 — ½ x ¼-20	16 — 1½ x 14	1½	6	66	59	. .

Template packing — all machine screws and one-half wood screws
When ordering hinges for wood doors with wood jambs, specify "all WS"
FBB168 is available in "wide throw hinges" in sizes 4½ x 5 — 4½ x 6 — 4½ x 7 — 4½ x 8 — 5 x 7 and 5 x 8. Specifications on request
*These sizes not available in stainless steel or aluminum
**These sizes not available in aluminum
Finishes described on page 35

PIVOT REINFORCED HINGES**

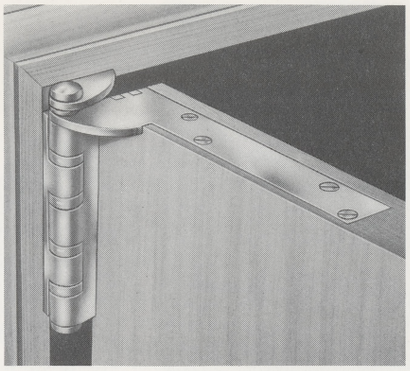

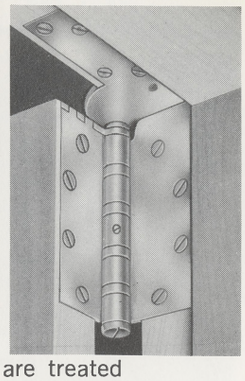

SHOCKPROOF . . . where doors are treated ROUGHLY . . . where door holders stop the doors SUDDENLY!

- The purpose of this two-in-one combination is to anchor and reinforce doors and frames exposed to damage from abuse
- In such installations, stresses are transferred to the top hinge
- A pivot and butt hinge are combined in one compact interlocked unit and share same pin to assure perfect alignment. Interlocked corners prevent sidewise motion of pivot or butt leaves
- Top hinge equipped with easily removed stainless steel pin and slotted bottom tip
- Short door plate (4" min.) available for use with most concealed holders and closers — specify on order

Ball Bearing Extra-Heavy

Wrought steel — Highly polished and plated or bonderized and prime coated for painting

FBB211
FBB212
FBB213†

Wrought bronze — Highly polished and finely finished

FBB221
FBB222
FBB223†

Wrought stainless steel — Satin finish

FBB222STSD
FBB223STSD†

Set Number	Metal	Contents of Set		
		Top Hinge*	Intermediate and Bottom Hinge*	
			Number	Size
FBB211	steel	1 - type of FBB168NRP x jamb plate only	2–FBB168NRP	5x4½
FBB212	steel	1 - type of FBB168NRP x jamb and door plate	2–FBB168NRP	5x4½
FBB213†	steel	1 - type of FBB168NRP x jamb and door plate	2–FBB168NRP	5x4½
FBB221	bronze	1 - type of FBB199NRP x jamb plate only	2–FBB199NRP	5x4½
FBB222	bronze	1 - type of FBB199NRP x jamb and door plate	2–FBB199NRP	5x4½
FBB222STSD	stainless steel	1 - type of FBB199STSD-NRP x jamb and door plate	2–FBB199STSD-NRP	5x4½
FBB223†	bronze	1 - type of FBB199NRP x jamb and door plate	2–FBB199NRP	5x4½
FBB223STSD†	stainless steel	1 - type of FBB199STSD-NRP x jamb and door plate	2–FBB199STSD-NRP	5x4½

Set Number	Gauge of Metal	Jamb Plate		Door Plate		Quantity and Size of Screws Packed per Set		Sets in Case With Screws	Weight Per Set (lbs.)
		Length (inches)	Width (inches)	Length (inches)	Width (inches)	Wood Screws	Machine Screws		
FBB211	.190	5.00	1.25	. . .	. . .	28 – 1½ x 12	28 – ½ x 12-24	1	6
FBB212	.190	5.00	1.25	7.78	1.25	32 – 1½ x 12	32 – ½ x 12-24	1	7
FBB213†	.190	5.00	1.25	7.64	1.25	32 – 1½ x 12	32 – ½ x 12-24	1	7
FBB221	.190	5.00	1.25	. . .	. . .	28 – 1½ x 12	28 – ½ x 12-24	1	6
FBB222	.190	5.00	1.25	7.78	1.25	32 – 1½ x 12	32 – ½ x 12-24	1	7
FBB222STSD	.190	5.00	1.25	7.78	1.25	32 – 1½ x 12	32 – ½ x 12-24	1	7
FBB223†	.190	5.00	1.25	7.64	1.25	32 – 1½ x 12	32 – ½ x 12-24	1	7
FBB223STSD†	.190	5.00	1.25	7.64	1.25	32 – 1½ x 12	32 – ½ x 12-24	1	7

Regularly furnished with all wood screws and all machine screws
To order: specify set number, finish and hand
*Hinges supplied with set screw in barrel, non-removable pin
†For beveled doors

Finishes described on page 35

**Pat. Number 2,989,772

FULL MORTISE HINGES

Ball Bearing
Regular Weight

FBB174 (template) — **Wrought steel — Highly polished and plated**

FBB193 (template) — **Wrought brass or bronze — Highly polished and finely finished**

FBB193ALD (template) — **Wrought aluminum — Anodized — satin finish**

FBB193STS (template) — **Wrought stainless steel — Highly polished**

FBB193STSD (template) — **Wrought stainless steel — Satin finish**

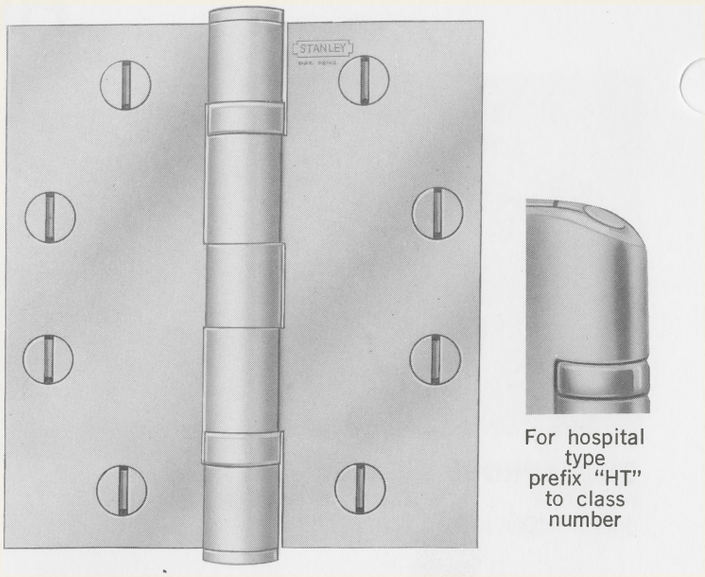

For hospital type prefix "HT" to class number

- For medium weight doors receiving average frequency service, where the finest brass, bronze or steel ball bearing butt hinge is desired
- All hinges have template screw hole location for use on either wood or hollow metal doors and frames
- Equipped with two Stanley permanently lubricated non-detachable ball bearings
- Inner edges of the leaves are beveled to make close-fitting joints
- Equipped with easily seated, non-rising loose pins
- Pins in non-ferrous butt hinges are stainless steel
- Steel hinges are highly polished and buffed, then plated to insure a fine durable finish

STAINLESS STEEL AND ALUMINUM BUTT HINGES

- For doors receiving average frequency service where corrosion resistant butt hinges are necessary, such as in dairies, creameries, chemical laboratories, hospitals, sewage disposal plants, etc.
- Use extra-heavy aluminum butt hinges for exterior door applications
- Regular weight aluminum butt hinges are not recommended on exterior doors
- Stainless steel butt hinges have stainless steel tips and pins
- Aluminum butt hinges have aluminum tips and stainless steel pins
- Ball bearing hinges of all types available in wrought stainless steel and aluminum

Size Open (inches)	Gauge of Metal	Quantity and Size of Screws Packed per Pair — Template Packing — Machine	Quantity and Size of Screws Packed per Pair — Template Packing — Wood	Pair in Box with Screws	Pair in Case	Case Weight Average (lbs.) — Bronze	Steel	Aluminum
3½ x 3	.123	12 — ½ x 10-24	6 — 1 x 10	1½	45	56	52	22
3½ x 3½	.123	12 — ½ x 10-24	6 — 1 x 10	1½	45	59	56	25
4 x 3½	.130	16 — ½ x 12-24	8 — 1¼ x 12	1½	24	41	38	16
4 x 4	.130	16 — ½ x 12-24	8 — 1¼ x 12	1½	24	45	42	19
4½ x 4	.134	16 — ½ x 12-24	8 — 1¼ x 12	1½	24	52	49	22
4½ x 4½	.134	16 — ½ x 12-24	8 — 1¼ x 12	1½	24	58	54	24
5 x 4	.146	16 — ½ x 12-24	8 — 1¼ x 12	1½	15	40	36	16
5 x 4½	.146	16 — ½ x 12-24	8 — 1¼ x 12	1½	15	43	41	17
5 x 5	.146	16 — ½ x 12-24	8 — 1¼ x 12	1½	15	47	42	19
*6 x 4½	.160	20 — ½ x ¼-20	10 — 1½ x 14	1½	12	41	34	..
*6 x 5	.160	20 — ½ x ¼-20	10 — 1½ x 14	1½	12	45	39	..
*6 x 6	.160	20 — ½ x ¼-20	10 — 1½ x 14	1½	12	65	58	..

Template packing — all machine screws and one-half wood screws
When ordering hinges for wood doors with wood jambs, specify "all WS"
*These sizes not available in stainless steel or aluminum
Finishes described on page 35

FULL MORTISE HINGES

Ball Bearing
Regular Weight

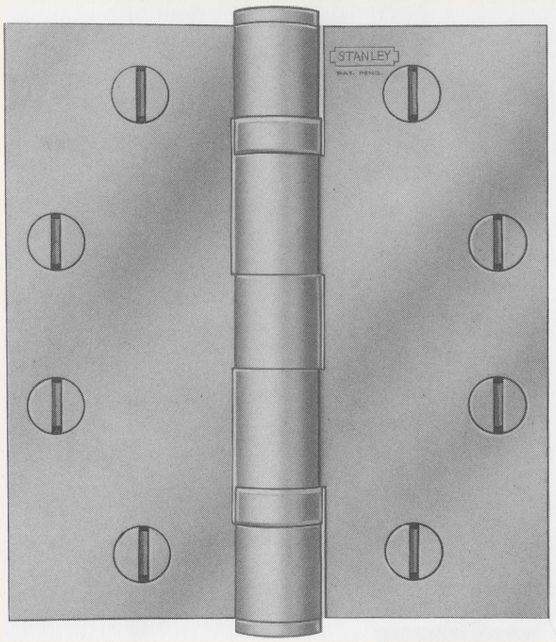

Wrought steel — Polished and plated or bonderized and prime coated for painting (template) **FBB179**

Wrought brass or bronze — Polished and plated (template) **FBB191**

- Equipped with easily seated, non-rising loose pins
- Pins in non-ferrous butt hinges are stainless steel
- For medium weight interior doors receiving average frequency service
- All hinges have template screw hole location for use on either wood or hollow metal doors and frames
- Equipped with two Stanley permanently lubricated non-detachable ball bearings

Size Open (inches)	Gauge of Metal	Quantity and Size of Screws Packed per Pair — Template Packing — Machine	Quantity and Size of Screws Packed per Pair — Template Packing — Wood	Pair in Box with Screws	Pair in Case	Case Weight Average (lbs.) — Steel	Case Weight Average (lbs.) — Bronze
3½ x 3	.123	12 — ½ x 10-24	6 — 1 x 10	1½	45	52	56
3½ x 3½	.123	12 — ½ x 10-24	6 — 1 x 10	1½	45	58	63
4 x 3½	.130	16 — ½ x 12-24	8 — 1¼ x 12	1½	24	37	41
4 x 4	.130	16 — ½ x 12-24	8 — 1¼ x 12	1½	24	42	45
4½ x 4	.134	16 — ½ x 12-24	8 — 1¼ x 12	1½	24	50	55
4½ x 4½	.134	16 — ½ x 12-24	8 — 1¼ x 12	1½	24	53	59
5 x 4	.146	16 — ½ x 12-24	8 — 1¼ x 12	1½	15	38	39
5 x 4½	.146	16 — ½ x 12-24	8 — 1¼ x 12	1½	15	41	45
5 x 5	.146	16 — ½ x 12-24	8 — 1¼ x 12	1½	15	44	48
6 x 4½	.160	20 — ½ x ¼-20	10 — 1½ x 14	1½	12	34	41
6 x 5	.160	20 — ½ x ¼-20	10 — 1½ x 14	1½	12	38	45
6 x 6	.160	20 — ½ x ¼-20	10 — 1½ x 14	1½	12	59	65

Template packing — all machine screws and one-half wood screws
When ordering hinges for wood doors with wood jambs, specify "all WS"
Note: FBB179 is available in "wide throw hinges" in sizes: 3½ x 5 — 3½ x 6 — 4 x 5 — 4 x 6 — 4 x 7 — 4½ x 5 — 4½ x 6 — 4½ x 7 — 4½ x 8 — 5 x 7 and 5 x 8, specifications on request
Finishes described on page 35

HALF SURFACE HINGES

Ball Bearing
Extra-Heavy
Reversible • Slotted and Threaded Tips

FBB163 (template) — Wrought steel — Highly polished and plated or bonderized and prime coated for painting

FBB113 (template) — Wrought brass or bronze — Highly polished and finely finished

FBB113STS (template) — Stainless steel — Highly polished

FBB113STSD (template) — Stainless steel — Satin finish



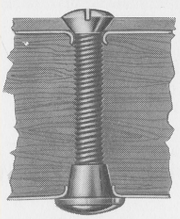

Application of machine screw and grommet nut



For hospital type, prefix "HT" to class number

- For heavy or high frequency kalamein doors with hollow metal frames
- Size 6″ also recommended for lead lined doors not exceeding 250 pounds
- Equipped with four Stanley permanently lubricated non-detachable ball bearings
- Inner edges of the leaves are beveled to make close-fitting joints
- Equipped with slotted and threaded tips on both top and bottom to reverse hinge to suit application
- Pins in non-ferrous and stainless steel butt hinges are made of stainless steel
- Steel hinges are highly polished and buffed, then plated to insure a fine durable finish

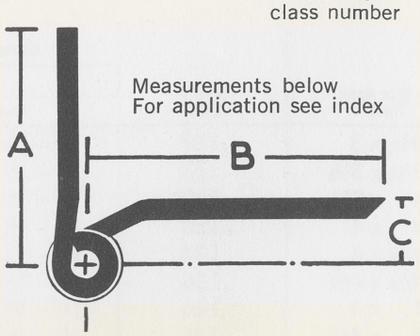

Size, Length of Joint (inches)	Width		Offset (inches) (C)	Gauge of Metal	Quantity and Size of Screws per Pair		Pair in Box with Screws	Pair in Case	Case Weight Average (lbs.)	
	Jamb Leaf (inches) (A)	Door Leaf (inches) (B)			Flat Head Machine	Oval Head Machine				
					Jamb Leaf	Door Leaf			Bronze	Steel
4½	2⅛	2⁹⁄₁₆	⅝	.180	8 — ½ x 12-24	6 — 2 x ¼-20	1½	15	59	48
5	2⅛	2⅞	⅝	.190	8 — ½ x 12-24	8 — 2 x ¼-20	1½	12	58	48
6	2⅛	3¼	⅝	.203	10 — ½ x ¼-20	10 — 2 x ¼-20	1½	12	90	82

Packed with machine screws and grommet nuts for 1¾″ doors
Finishes described on page 35

HALF SURFACE HINGES

Ball Bearing
Regular Weight
Reversible • Slotted and Threaded Tips

Wrought steel — Highly polished and plated	(template)	**FBB172**
Wrought steel — Polished and plated or bonderized and prime coated for painting	(template)	**FBB173**
Wrought brass or bronze — Polished and finely finished	(template)	**FBB112**
Wrought stainless steel — Highly polished	(template)	**FBB112STS**
Wrought stainless steel — Satin finish	(template)	**FBB112STSD**



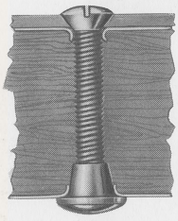

Application of machine screw and grommet nut



For hospital type prefix "HT" to class number

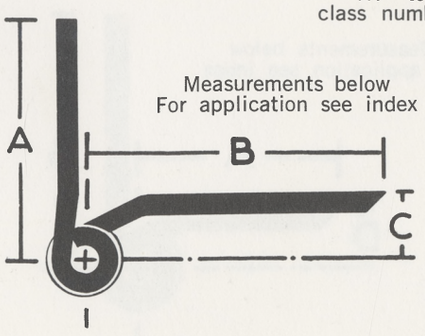

- For medium weight kalamein doors with hollow metal frames receiving average frequency service
- Equipped with two Stanley permanently lubricated non-detachable bearings
- Inner edges of the leaves of the brass, bronze, highly polished steel and stainless steel butt hinges are beveled to make close-fitting joints
- Equipped with slotted and threaded tips on both top and bottom to reverse hinge to suit application
- Pins in non-ferrous and stainless steel butt hinges are stainless steel

Size, Length of Joint (inches)	Width		Offset (inches) (C)	Gauge of Metal	Quantity and Size of Screws per Pair		Pair in Box with Screws	Pair in Case	Case Weight Average (lbs.)	
	Jamb Leaf (inches) (A)	Door Leaf (inches) (B)			Flat Head Machine	Oval Head Machine				
					Jamb Leaf	Door Leaf			Bronze	Steel
4	1 13/16	2 1/4	1/2	.130	8 — 1/2 x 12-24	6 — 2 x 1/4-20	1 1/2	24	56	47
4 1/2	2 1/16	2 5/16	5/16	.134	8 — 1/2 x 12-24	6 — 2 x 1/4-20	1 1/2	15	44	38
5	2 1/16	2 7/8	5/16	.146	8 — 1/2 x 12-24	8 — 2 x 1/4-20	1 1/2	12	48	39

Packed with machine screws and grommet nuts for 1 3/4" doors
When used with kalamein jambs — specify wood screws for jamb leaf
Finishes described on page 35

STANLEY

HALF MORTISE HINGES

Ball Bearing
Extra-Heavy
Reversible • Slotted and Threaded Tips

FBB138 (template) — Wrought steel — Highly polished and plated or bonderized and prime coated for painting

FBB98 (template) — Wrought brass or bronze — Highly polished and finely finished

FBB98STS (template) — Wrought stainless steel — Highly polished

FBB98STSD (template) — Wrought stainless steel — Satin finish





For hospital type, prefix "HT" to class number

- For heavy or high frequency hollow metal doors with channel iron jambs
- Equipped with four Stanley permanently lubricated non-detachable ball bearings
- Inner edges of the leaves are beveled to make close-fitting joints
- Slotted and threaded tips on both top and bottom to reverse hinge to suit application
- Pins in stainless steel and non-ferrous butt hinges, are stainless steel
- Steel hinges are highly polished and buffed, then plated to insure a fine durable finish

Measurements below
For application see index

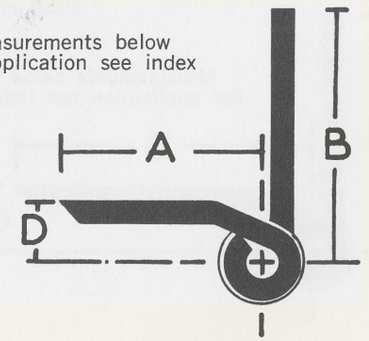

Size, Length of Joint (inches)	Width		Offset (inches) (D)	Gauge of Metal	Quantity and Size of Screws per Pair		Pair in Box with Screws	Pair in Case	Case Weight Average (lbs.)	
	Jamb Leaf (inches) (A)	Door Leaf (inches) (B)			Oval Head Machine	Flat Head Machine				
					Jamb Leaf	Door Leaf			Bronze	Steel
4½	1½	1⅞	½	.180	6 – ½ x 12-24	8 – ½ x 12-24	1½	15	36	36
5	1½	2⅛	½	.190	8 – ½ x 12-24	8 – ½ x 12-24	1½	12	36	36
6	1½	2⅛	½	.203	8 – ½ x ¼-20	10 – ½ x ¼-20	1½	12	48	48

Finishes described on page 35

HALF MORTISE HINGES

Ball Bearing
Regular Weight
Reversible • Slotted and Threaded Tips





For hospital type prefix "HT" to class number

Wrought steel — Highly polished and plated	(template)	**FBB167½**
Wrought steel — Polished and plated or bonderized and prime coated for painting	(template)	**FBB167**
Steel — Type of FBB167 with wider* door leaf for standard metal door cut-out	(template)	**FBB177**
Wrought brass or bronze — Polished and finely finished	(template)	**FBB108**
Stainless steel — Highly polished	(template)	**FBB108STS**
Stainless steel — Satin finish	(template)	**FBB108STSD**

Measurements below
For application see index

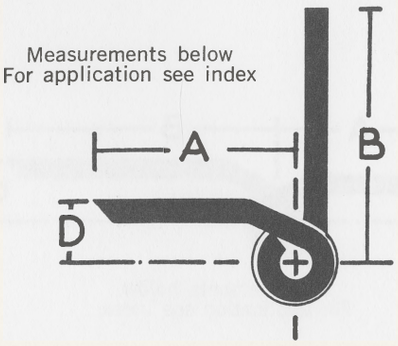

- For medium weight hollow metal doors with channel iron jambs receiving average frequency service
- Equipped with two Stanley permanently lubricated non-detachable ball bearings
- Inner edges of the leaves (except planished and prime coated butt hinges) are beveled to make close-fitting joints
- Top and bottom tips slotted and threaded to reverse hinge to suit application
- Pins in stainless steel and non-ferrous butt hinges are stainless steel
- Highly polished steel hinges are buffed, then plated to insure a fine, durable finish

Size, Length of Joint (inches)	Width		Offset (inches) (D)	Gauge of Metal	Quantity and Size of Screws per Pair		Pair in Box with Screws	Pair in Case	Case Weight Average (lbs.)	
	Jamb Leaf (inches) (A)	Door Leaf (inches) (B)			Oval Head Machine	Flat Head Machine				
					Jamb Leaf	Door Leaf			Bronze	Steel
*4½	1½	1⅞	7/16	.134	6 — ½ x 12-24	8 — ½ x 12-24	1½	15	36	32
5	1½	2 1/16	7/16	.146	8 — ½ x 12-24	8 — ½ x 12-24	1½	12	37	33

*FBB177 is furnished in 4½" size with door leaf 2 1/16" wide

Finishes described on page 35

FULL SURFACE HINGES

Ball Bearing
Extra-Heavy
Reversible • Slotted and Threaded Tips

FBB169 (template) — Wrought steel — Highly polished and plated or bonderized and prime coated for painting

FBB109 (template) — Wrought brass or bronze — Highly polished and finely finished

FBB109STS (template) — Wrought stainless steel — Highly polished

FBB109STSD (template) — Wrought stainless steel — Satin finish

- For heavy or high frequency kalamein doors with channel iron jambs
- Size 6″ also recommended for lead lined doors not exceeding 250 pounds
- Equipped with four Stanley permanently lubricated non-detachable ball bearings
- Inner edges of the leaves are beveled to make close-fitting joints
- Slotted and threaded tips on both top and bottom to reverse hinge to suit application
- Pins in stainless steel and non-ferrous hinges are stainless steel
- Steel hinges are highly polished and buffed, then plated to insure a fine durable finish



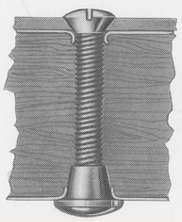

Application of machine screw and grommet nut



For hospital type prefix "HT" to class number

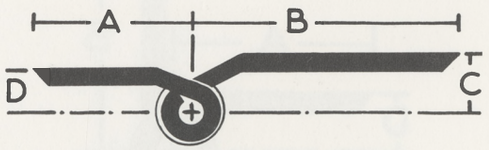

Measurements below
For application see index

Size, Length of Joint (inches)	Width		Offset		Gauge of Metal	Quantity and Size of Oval Head Machine Screws per Pair		Pair in Box With Screws	Pair in Case	Case Weight Average (lbs.)	
	Jamb Leaf (inches) (A)	Door Leaf (inches) (B)	Door Leaf (inches) (C)	Jamb Leaf (inches) (D)		Jamb Leaf	Door Leaf			Bronze	Steel
4½	1½	2⅝	⅝	½	.180	6–½x12-24	6–2x¼-20	1½	15	56	44
5	1½	2⅞	⅝	½	.190	8–½x12-24	8–2x¼-20	1½	12	57	44
6	1½	3¼	⅝	½	.203	8–½x¼-20	10–2x¼-20	1½	12	80	74

Packed with machine screws and grommet nuts for 1¾″ doors
Finishes described on page 35

FULL SURFACE HINGES

Ball Bearing
Extra-Heavy
Reversible • Slotted and Threaded Tips



Wrought steel — Highly polished and plated or bonderized and prime coated for painting (template) **FBB169½**

Wrought brass or bronze — Highly polished and finely finished (template) **FBB109½**

Wrought stainless steel — Highly polished (template) **FBB109½STS**

Wrought stainless steel — Satin finish (template) **FBB109½STSD**



For hospital type prefix "HT" to class number

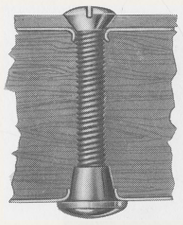

Application of machine screw and grommet nut

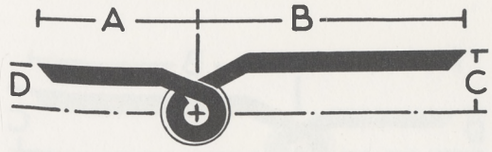

Measurements below
For application see index

- For tubular steel doors with channel iron jambs
- Equipped with four Stanley permanently lubricated non-detachable ball bearings
- Inner edges of the leaves are beveled to make close-fitting joints
- Slotted and threaded tips on both top and bottom to reverse hinge to suit application
- Pins in stainless steel and non-ferrous hinges are stainless steel
- Steel hinges are highly polished and buffed, then plated to insure a fine durable finish

Size, Length of Joint (inches)	Width		Offset		Gauge of Metal	Quantity and Size of Oval Head Machine Screws per Pair		Pair in Box With Screws	Pair in Case	Case Weight Average (lbs.)	
	Jamb Leaf (inches) (A)	Door Leaf (inches) (B)	Door Leaf (inches) (C)	Jamb Leaf (inches) (D)		Jamb Leaf	Door Leaf			Bronze	Steel
4½	1½	2	5/16	7/16	.180	8–½x¼-20	8–2x¼-20	1½	15	49	44
5	1½	2 5/16	5/16	7/16	.190	8–½x¼-20	8–2x¼-20	1½	12	50	44
6	1½	2 3/8	5/16	7/16	.203	8–½x¼-20	8–2x¼-20	1½	12	57	51

Packed with machine screws and grommet nuts
Finishes described on page 35

FULL SURFACE HINGES

Ball Bearing
Regular Weight
Reversible • Slotted and Threaded Tips

FBB170 (template) — **Wrought steel — Highly polished and plated**

FBB171 (template) — **Wrought steel — Polished and plated or bonderized and prime coated for painting**

FBB110 (template) — **Wrought brass or bronze — Polished and finely finished**

FBB110STS (template) — **Wrought stainless steel — Highly polished**

FBB110STSD (template) — **Wrought stainless steel — Satin finish**





For hospital type prefix "HT" to class number

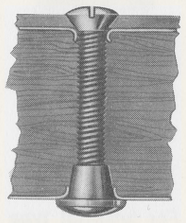

Application of machine screw and grommet nut

- For medium weight kalamein doors with channel iron jambs receiving average frequency service
- Equipped with two Stanley permanently lubricated non-detachable ball bearings
- Inner edges of the leaves (except planished and prime coated hinges) are beveled to make close-fitting joints
- Top and bottom tips slotted and threaded to reverse hinge to suit application
- Pins in stainless steel and non-ferrous hinges are stainless steel
- Steel hinges are highly polished and buffed, then plated to insure a fine durable finish

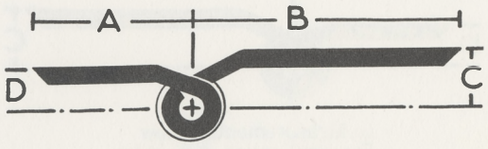

Measurements below
For application see index

Size, Length of Joint (inches)	Width		Offset		Gauge of Metal	Quantity and Size of Oval Head Machine Screws per Pair		Pair in Box With Screws	Pair in Case	Case Weight Average (lbs.)	
	Jamb Leaf (inches) (A)	Door Leaf (inches) (B)	Door Leaf (inches) (C)	Jamb Leaf (inches) (D)		Jamb Leaf	Door Leaf			Bronze	Steel
4½	1½	2⅜16	3/16	7/16	.134	6–½x12-24	6–2x¼-20	1½	15	41	35
5	1½	2⅞	3/16	7/16	.146	8–½x12-24	8–2x¼-20	1½	12	41	35

Packed with machine screws and grommet nuts for 1¾" doors
Finishes described on page 35

FULL MORTISE HINGES

"Swing-Clear" Ball Bearing Extra-Heavy Reversible • Slotted and Threaded Tips



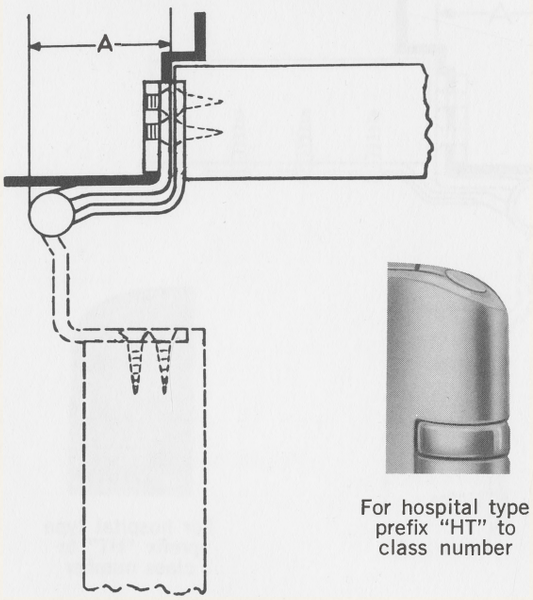

For hospital type prefix "HT" to class number

Wrought steel — Highly polished and plated or bonderized and prime coated for painting (template) **FBB268**

- For corridor doors to patients' rooms, operating rooms, emergency rooms, or wherever conditions require a completely clear opening in hospitals, institutions or public buildings
- Doors when opened to a 90 degree angle, are entirely clear of the opening
- Equipped with four Stanley permanently lubricated non-detachable ball bearings
- Inner edges of the leaves are beveled to make close-fitting joints
- Top and bottom tips slotted and threaded to reverse hinge to suit application
- Steel hinges are highly polished and buffed, then plated to insure a fine durable finish
- For hospital door controls, see door silencers on page 101 and friction roller door holders on page 99

Size, Length of Joint (inches)	Minimum Clearance Required Dimension "A" (inches)	Gauge of Metal	Quantity and Size of Screws per Pair		Pair in Box With Screws	Pair in Case	Case Weight Average (lbs.)
			Flat Head Machine	Flat Head Wood			
			Jamb Leaf	Door Leaf			
5	2⅛	.190	8 – ½ x 12-24	8 – 1½ x 12	1½	12	47

For jamb and door leaf dimensions refer to template furnished on request
Fits into 5″ extra heavy mortise template cut out in door and jamb
If door closers, friction or overhead door holders, are to be used in conjunction with this hinge, consult manufacturer of the device to be used for application details
Finishes described on page 35

STANLEY

HALF SURFACE HINGES

"Swing-Clear"
Ball Bearing
Extra-Heavy
Reversible • Slotted and Threaded Tips



FBB269 (template) **Wrought steel — Highly polished and plated or bonderized and prime coated for painting**

- For corridor doors to patients' rooms, operating rooms, emergency rooms, or wherever conditions require a completely clear opening in hospitals, institutions or public buildings
- Doors when opened to a 90 degree angle, are entirely clear of the opening
- Equipped with four Stanley permanently lubricated non-detachable ball bearings
- Inner edges of the leaves are beveled to make close-fitting joints
- Top and bottom tips slotted and threaded to reverse hinge to suit application
- Steel hinges are highly polished and buffed, then plated to insure a fine durable finish
- Furnished on order with oval head machine screws and grommet nuts for door leaf. Specify door thickness
- For hospital door controls, see door silencers on page 101 and friction roller door holders on page 99

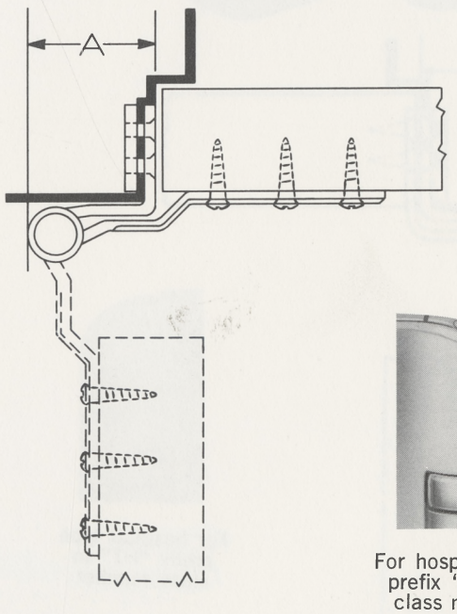



For hospital type prefix "HT" to class number

Size, Length of Joint (inches)	Minimum Clearance Required Dimension "A" (inches)	Gauge of Metal	Quantity and Size of Screws per Pair		Pair in Box With Screws	Pair in Case	Case Weight Average (lbs.)
			Flat Head Machine	Oval Head Wood			
			Jamb Leaf	Door Leaf			
5	2⅛	.190	8 – ½ x 12-24	10 – 1½ x 14	1½	12	59

For jamb and door leaf dimensions refer to template furnished on request
Fits into 5" extra heavy mortise template cut out in jamb
If door closers, friction or overhead door holders, are to be used in conjunction with this hinge, consult manufacturer of the device to be used for application details
Finishes described on page 35

USE 3 HINGES TO A DOOR



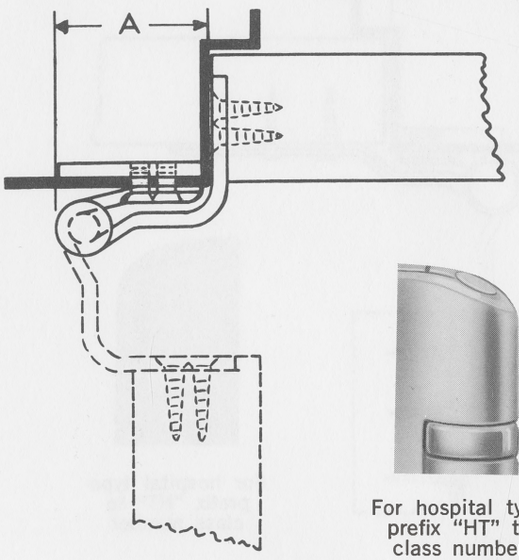

For hospital type prefix "HT" to class number

HALF MORTISE HINGES

"Swing-Clear" Ball Bearing Extra-Heavy Reversible • Slotted and Threaded Tips

Wrought steel — Highly polished and plated or bonderized and prime coated for painting

(template) **FBB264**

- For corridor doors to patients' rooms, operating rooms, emergency rooms, or wherever conditions require a completely clear opening in hospitals, institutions or public buildings
- Doors when opened to a 90 degree angle, are entirely clear of the opening
- Equipped with four Stanley permanently lubricated non-detachable ball bearings
- Inner edges of the leaves are beveled to make close-fitting joints
- Top and bottom tips slotted and threaded to reverse hinge to suit application
- Steel hinges are highly polished and buffed, then plated to insure a fine durable finish
- For hospital door controls, see door silencers on page 101 and friction roller door holders on page 99

Size, Length of Joint (inches)	Minimum Clearance Required Dimension "A" (inches)	Gauge of Metal	Quantity and Size of Screws per Pair		Pair in Box with Screws	Pair in Case	Case Weight Average (lbs.)
			Flat Head Machine	Flat Head Wood			
			Jamb Leaf	Door Leaf			
5	2⅛	.190	8 — ½ x ¼-20	10 — 1½ x 14	1½	12	47

For jamb and door leaf dimensions refer to template furnished on request
Jamb leaf is set back 1/16" from edge of frame
If door closers, friction or overhead door holders, are to be used in conjunction with this hinge, consult manufacturer of the device to be used for application details
Finishes described on page 35

FULL SURFACE HINGES

STANLEY

"Swing-Clear"
Ball Bearing
Extra-Heavy
Reversible • Slotted and Threaded Tips

FBB266 (template)

Wrought steel — Highly polished and plated or bonderized and prime coated for painting



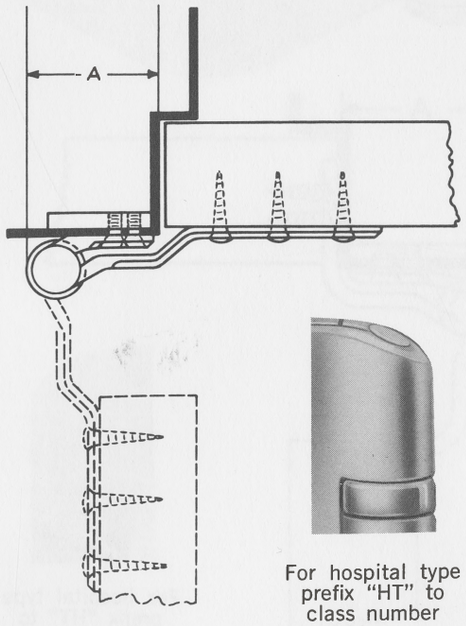

For hospital type prefix "HT" to class number

- For corridor doors to patients' rooms, operating rooms, emergency rooms, or wherever conditions require a completely clear opening in hospitals, institutions or public buildings
- Doors when opened to a 90 degree angle, are entirely clear of opening
- Equipped with four Stanley permanently lubricated non-detachable ball bearings
- Inner edges of the leaves are beveled to make close-fitting joints
- Top and bottom tips slotted and threaded to reverse hinge to suit application
- Steel hinges are highly polished and buffed, then plated to insure a fine durable finish
- Furnished on order with oval head machine screws and grommet nuts for door leaf. Specify door thickness
- For hospital door controls, see door silencers on page 101 and friction roller door holders on page 99

Size, Length of Joint (inches)	Minimum Clearance Required Dimension "A" (inches)	Gauge of Metal	Quantity and Size of Screws per Pair		Pair in Box with Screws	Pair in Case	Case Weight Average (lbs.)
			Flat Head Machine	Oval Head Wood			
			Jamb Leaf	Door Leaf			
5	2⅛	.190	8 – ½ x ¼-20	10 – 1½ x 14	1½	12	59

For jamb and door leaf dimensions refer to template furnished on request
Jamb leaf is set back 1/16" from edge of frame
If door closers, friction or overhead door holders, are to be used in conjunction with this hinge, consult manufacturer of the device to be used for application details
Finishes described on page 35

FULL MORTISE HINGES

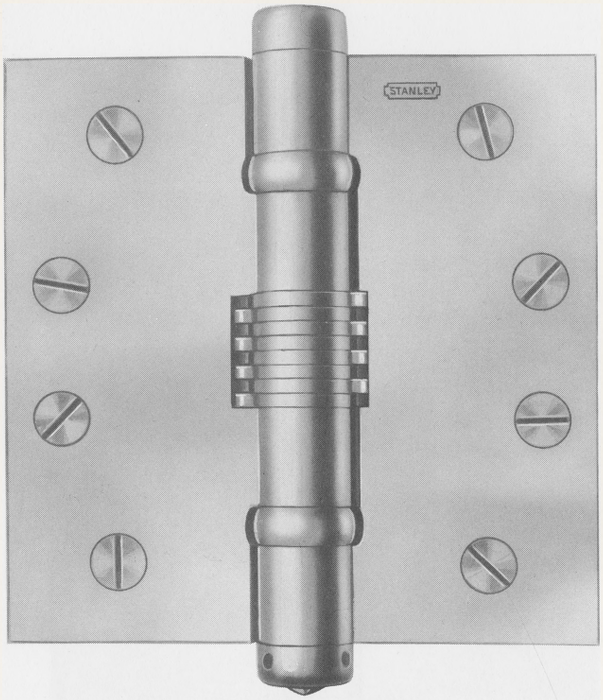

Fast pin



For hospital type prefix "HT" to class number

Hospital Friction Type Ball Bearing Extra-Heavy

Wrought steel — Highly polished and plated or bonderized and prime coated for painting (template) **BB153**

- Holds hospital doors open at any angle, prevents them from slamming
- The friction unit is entirely independent and performs only one function — to supply friction, which is adjustable by turning non-removable lower tip
- The eight friction discs are of alternate bronze and hardened steel, insuring long wear
- Inner edges of the leaves are beveled to make close-fitting joints
- Equipped with two Stanley permanently lubricated non-detachable ball bearings
- Steel butt hinges are highly polished, buffed, then plated to insure a fine durable finish
- With friction butt hinges use rubber door silencer (page 101)

Size Open (inches)	Gauge of Metal	Clearance Between Leaves when Opened Parallel (inches)	Quantity and Size of Screws Packed per Pair		Pair in Box with Screws	Pair in Case	Case Weight Average (lbs.)
			Template Packing				
			Machine	Wood			
4½ x 4	.190	3/32	16 — ½ x 12-24	8 — 1½ x 12	1½	15	46
4½ x 4½	.190	3/32	16 — ½ x 12-24	8 — 1½ x 12	1½	15	49
5 x 4	.190	3/32	16 — ½ x 12-24	8 — 1½ x 12	1½	12	40
5 x 4½	.190	3/32	16 — ½ x 12-24	8 — 1½ x 12	1½	12	43
5 x 5	.190	3/32	16 — ½ x 12-24	8 — 1½ x 12	1½	12	46

Regular template packing — all machine screws and one-half wood screws
When ordering hinges for wood doors with wood jambs, specify "all WS"
Finishes described on page 35

FULL MORTISE HINGES

Ball Bearing
Regular Weight

BB179 (template)

Wrought steel – Polished and plated or bonderized and prime coated for painting



- For medium weight interior doors receiving average frequency service
- Two Stanley permanently lubricated non-detachable ball bearings
- Equipped with easily seated, non-rising loose pins

Size Open (inches)	Gauge of Metal	Quantity and Size of Screws Packed per Pair		Pair in Box with Screws	Pair in Case	Case Weight Average (lbs.)
		Template Packing				
		Machine	Wood			Steel
3½ x 3	.123	12 – ½ x 10-24	6 – 1 x 10	1½	45	52
3½ x 3½	.123	12 – ½ x 10-24	6 – 1 x 10	1½	45	58
4 x 3½	.130	16 – ½ x 12-24	8 – 1¼ x 12	1½	24	37
4 x 4	.130	16 – ½ x 12-24	8 – 1¼ x 12	1½	24	42
4½ x 4	.134	16 – ½ x 12-24	8 – 1¼ x 12	1½	24	50
4½ x 4½	.134	16 – ½ x 12-24	8 – 1¼ x 12	1½	24	53
5 x 4	.146	16 – ½ x 12-24	8 – 1¼ x 12	1½	15	38
5 x 4½	.146	16 – ½ x 12-24	8 – 1¼ x 12	1½	15	41
5 x 5	.146	16 – ½ x 12-24	8 – 1¼ x 12	1½	15	44

Template packing – all machine screws and one-half wood screws
When ordering hinges for wood doors with wood jambs, specify "all WS"
For sizes not listed or wide throw hinges see FBB179 on page 55
Finishes described on page 35

FULL MORTISE HINGES

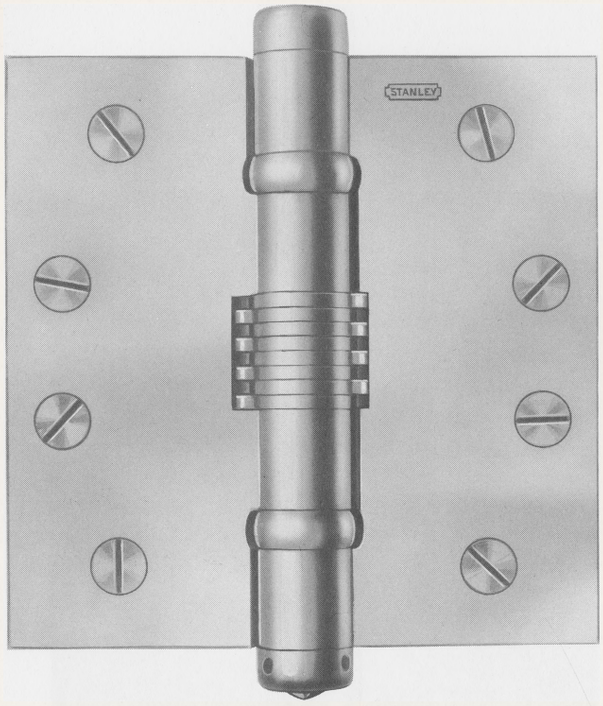

Fast pin



For hospital type prefix "HT" to class number

Hospital Friction Type Ball Bearing Extra-Heavy

Wrought steel — Highly polished and plated or bonderized and prime coated for painting

(template) **BB153**

- Holds hospital doors open at any angle, prevents them from slamming
- The friction unit is entirely independent and performs only one function — to supply friction, which is adjustable by turning non-removable lower tip
- The eight friction discs are of alternate bronze and hardened steel, insuring long wear
- Inner edges of the leaves are beveled to make close-fitting joints
- Equipped with two Stanley permanently lubricated non-detachable ball bearings
- Steel butt hinges are highly polished, buffed, then plated to insure a fine durable finish
- With friction butt hinges use rubber door silencer (page 101)

Size Open (inches)	Gauge of Metal	Clearance Between Leaves when Opened Parallel (inches)	Quantity and Size of Screws Packed per Pair		Pair in Box with Screws	Pair in Case	Case Weight Average (lbs.)
			Template Packing				
			Machine	Wood			
4½ x 4	.190	3/32	16 — ½ x 12-24	8 — 1½ x 12	1½	15	46
4½ x 4½	.190	3/32	16 — ½ x 12-24	8 — 1½ x 12	1½	15	49
5 x 4	.190	3/32	16 — ½ x 12-24	8 — 1½ x 12	1½	12	40
5 x 4½	.190	3/32	16 — ½ x 12-24	8 — 1½ x 12	1½	12	43
5 x 5	.190	3/32	16 — ½ x 12-24	8 — 1½ x 12	1½	12	46

Regular template packing — all machine screws and one-half wood screws
When ordering hinges for wood doors with wood jambs, specify "all WS"
Finishes described on page 35

STANLEY

FULL MORTISE HINGES

Ball Bearing
Regular Weight

BB179 (template)

Wrought steel — Polished and plated or bonderized and prime coated for painting

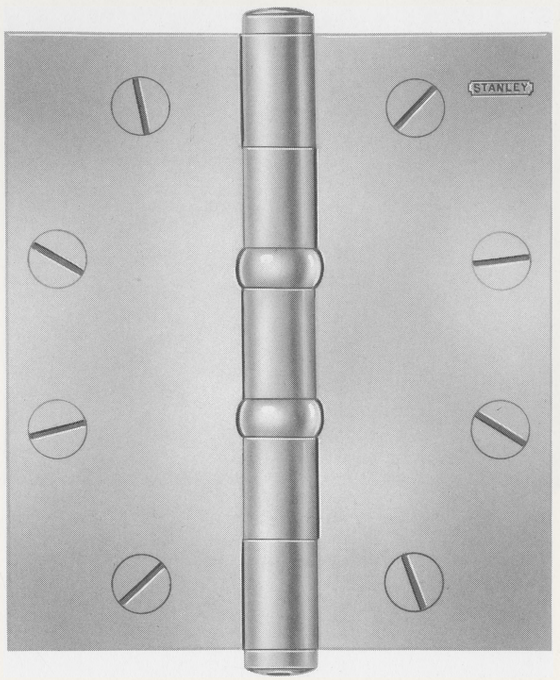

- For medium weight interior doors receiving average frequency service
- Two Stanley permanently lubricated non-detachable ball bearings
- Equipped with easily seated, non-rising loose pins

Size Open (inches)	Gauge of Metal	Quantity and Size of Screws Packed per Pair — Template Packing — Machine	Quantity and Size of Screws Packed per Pair — Template Packing — Wood	Pair in Box with Screws	Pair in Case	Case Weight Average (lbs.) — Steel
3½ x 3	.123	12 — ½ x 10-24	6 — 1 x 10	1½	45	52
3½ x 3½	.123	12 — ½ x 10-24	6 — 1 x 10	1½	45	58
4 x 3½	.130	16 — ½ x 12-24	8 — 1¼ x 12	1½	24	37
4 x 4	.130	16 — ½ x 12-24	8 — 1¼ x 12	1½	24	42
4½ x 4	.134	16 — ½ x 12-24	8 — 1¼ x 12	1½	24	50
4½ x 4½	.134	16 — ½ x 12-24	8 — 1¼ x 12	1½	24	53
5 x 4	.146	16 — ½ x 12-24	8 — 1¼ x 12	1½	15	38
5 x 4½	.146	16 — ½ x 12-24	8 — 1¼ x 12	1½	15	41
5 x 5	.146	16 — ½ x 12-24	8 — 1¼ x 12	1½	15	44

Template packing — all machine screws and one-half wood screws
When ordering hinges for wood doors with wood jambs, specify "all WS"
For sizes not listed or wide throw hinges see FBB179 on page 55
Finishes described on page 35

FULL MORTISE HINGES



Left hand illustrated

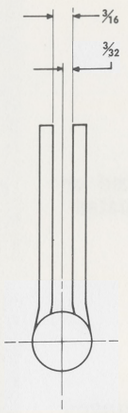

Application A

Ball Bearing Regular Weight

Wrought steel — Polished and plated (template) **"SLIP-IN" BB179**

Wrought brass or bronze — Polished and plated (template) **"SLIP-IN" BB191**





Application B

- For aluminum doors with aluminum frames
- "Slip-in" application where one or both leaves of hinge are inserted through a slot in door or frame
- Application A — specify "swaged to provide 3/16" clearance between leaves when parallel and one leaf with standard punching and countersinking and other leaf drilled and tapped." Specify hand desired
- Application B — specify "both leaves swaged to provide 5/16" clearance between leaves when parallel, and both leaves drilled and tapped"
- Round corners —
  1/4" radius (.250) available on all sizes
  5/32" radius (.156) also available on 4½" high hinge — must specify on order
- Other types and sizes available on request
- Pins in non-ferrous butt hinges are stainless steel

Size Open (inches)	Gauge of Metal	Quantity and Size of Flat Head Machine Screws Packed per Pair	Pair in Box with Screws	Pair in Case	Case Weight Average (lbs.)	
					Steel	Bronze
4 x 4†	.130	16 — ½ x 12-24	1½	24	42	45
4½ x 4†	.134	16 — ½ x 12-24	1½	24	50	55
4½ x 4½†	.134	16 — ½ x 12-24	1½	24	53	59

When used on wood jambs specify wood screws for jamb leaf
†These sizes available in "F" line — prefix "F" to class number
Finishes described on page 35

USE 3 HINGES TO A DOOR

PAUMELLE HINGES

Ball Bearing Extra-Heavy

Forged bronze — Highly polished and finely finished (template) **BB93**



Right hand



When door is closed, only the knuckle is visible

- For exterior and interior doors, a modern, clean straight line design to complement today's trends in locksets, pulls and other door hardware
- For use on hollow metal or wood doors with hollow metal frames or wood doors with wood jambs
- Husky, strong shoulders . . . stainless steel pin . . . high corrosion resistance
- Concealed ball bearings. Lubrication sealed in, dirt sealed out
- Template location holes for all applications
- Hinges are packed with both wood screws and machine screws

Size (inches)	Gauge of Metal	Width of Leaves (inches)	Max. Clearance Between Door and Jamb 180° Open (inches)	Quantity and Size of Screws Packed per Pair		Pair in Box with Screws	Pair in Case	Case Weight Average (lbs.)
				Machine	Wood			
5 x 4½	.225	1⅛	1¾	16 — ½ x ¼-20	16 — 1½ x 14	1½	15	46

Specify hand (see index)

Finishes described on page 35



PMJ1

MORTISING JIG

Note: for quick installation, mortising jig for use with electric routers. Mortising plates available for all paumelle hinges and all olive knuckle hinges (except 3 inch size)

Class Number	Item	Box Quantity	Box Weight
PMJ1	**MORTISING JIG**	**1 each**	**1 lb., 6 oz.**
GP4½S	guide plate for no. 140	1 ea.	4 oz.
GP5S	guide plate for BB95—5″ & BB141—5″	1 ea.	6 oz.
GP5EH	guide plate for BB93	1 ea.	6 oz.
GP6S	guide plate for BB95—6″ & BB141—6″	1 ea.	6 oz.
GP6EH	guide plate for BB92, BB142 & BB143	1 ea.	5 oz.

PAUMELLE HINGES

BB140** (template)
140** (template)

Wrought steel — Polished and plated or bonderized and prime coated for painting

Knuckles also available in popular wood finishes (over steel knuckle) cocobolo, walnut, rosewood

Knuckles also available in black or white custom colors* (plastic over steel knuckle)

- Perfectly suited for locations that demand hinges with the smart, cleanlined look . . . hinges that will blend attractively with the ultra-modern in lock trim, pulls and other door hardware. Only the knuckle is visible when the door is closed
- Ideal for offices, restaurants, recreational buildings and residences. They meet every requirement — size, beauty, strength and moderate price
- Compact version of BB93, designed especially for use on 1⅜" to 1¾" average frequency doors
- Packed with both machine and wood screws
- BB140 hinge is equipped with chrome alloy ball bearing in hardened steel raceway and nylon bushing over pin to withstand vertical and lateral load
- 140 hinge is equipped with composition bearing



Left hand

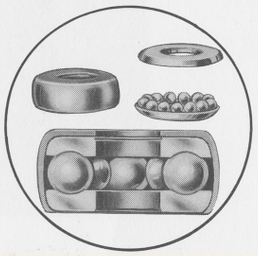

Chrome alloy ball bearing encased in hardened steel raceway assures smooth operation. New nylon sleeve over pin assists in withstanding extreme lateral load



Left hand BB140



Plated finish



Cocobolo, walnut, rosewood



Combination of colors*

When door is closed, only the knuckle is visible

Size (inches)	Gauge of Metal	Width of Leaves (inches)	Quantity and Size of Screws Packed per Pair		Pair in Box with Screws	Pair in Case	Case Weight Average (lbs.)
			Machine	Wood			
4½ x 3½	.203	13/16	12 — ½ x 12-24	12 — 1¼ x 12	1½	24	44

How to order
Plated finishes — class number x finish desired x hand
Wood — class number x finish desired x wood (type desired) x hand
Color — class number x finish desired x color (of knuckle) x hand

*Matching colors available on application
Specify hand (see index)
Finishes described on page 35
**Pat. No. 3,154,803

OLIVE KNUCKLE HINGES

Ball Bearing Extra-Heavy

Steel, drop forged — Highly polished and plated or bonderized and prime coated for painting (template) **BB142**

Brass or bronze, drop forged — Highly polished and finely finished (template) **BB92**

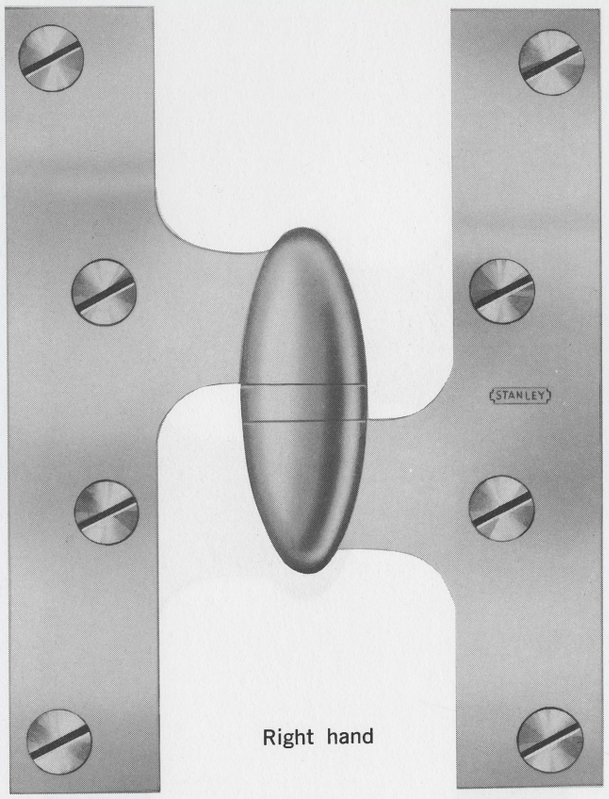

Right hand

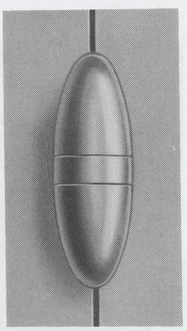

When door is closed only the knuckle is visible

- For hollow metal or wood doors with hollow metal frames, or wood doors with wood jambs in office buildings, hotels and hospitals
- Wide leaves with staggered screw holes prevent the hinges from rocking and increase the holding power of the screws
- Equipped with a Stanley permanently lubricated non-detachable ball bearing
- Pins in brass and bronze butt hinges are stainless steel
- Loose joint. When ordering specify hand
- Template location holes for all applications
- Steel hinges are highly polished and buffed, then plated to insure a fine durable finish
- Butt hinges are packed with both wood screws and machine screws

BB142 MEETS UNDERWRITERS' REQUIREMENTS FOR LABEL DOORS

Size Open (inches)	Gauge of Metal	Width of Leaves (inches)	Maximum Clearance Between Door (180° Open Position) and Jamb (inches)	Quantity and Size of Screws Packed per Pair		Pair in Box with Screws	Pair in Case	Case Weight Average (lbs.)	
				Machine	Wood			BB92	BB142
6 x 4	.225	1⅛	1¼	16 — ½ x ¼-20	16 — 1½ x 14	1½	12	36	34
6 x 4½	.225	1⅛	1¾	16 — ½ x ¼-20	16 — 1½ x 14	1½	12	38	35
6 x 5	.225	1⅛	2¼	16 — ½ x ¼-20	16 — 1½ x 14	1½	12	41	38

Finishes described on page 35
Specify hand (see index)

STANLEY

OLIVE KNUCKLE HINGES

Ball Bearing

BB141 (template) — **Wrought steel — Highly polished and plated or bonderized and prime coated for painting**

BB95 (template) — **Forged bronze — Highly polished and finely finished**

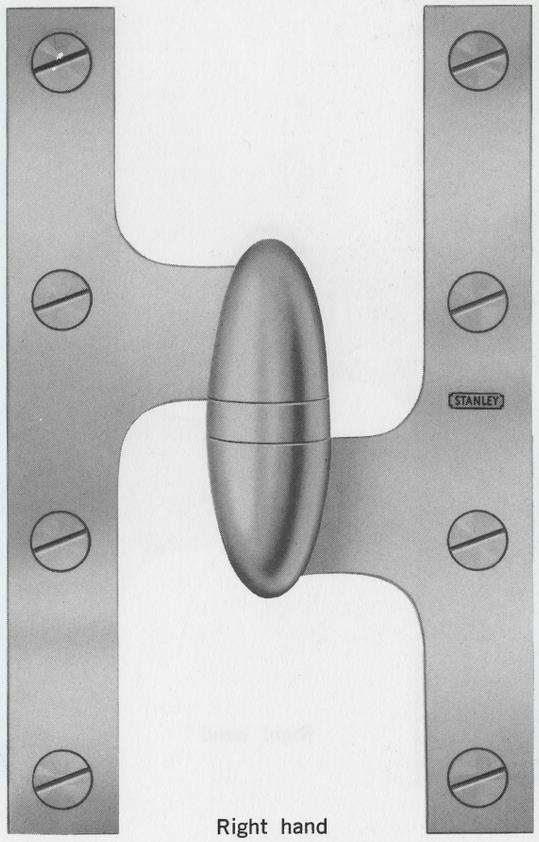

Right hand

- For wood doors with wood jambs or hollow metal frames in residences and apartment houses
- Size 5″ recommended for 1⅜″ doors, 6″ for 1¾″ doors
- Extra heavy hinges (pages 70, 71 and 73) should be used on hollow metal doors, heavy wood doors or doors receiving high frequency service, and especially for doors equipped with door closers
- Equipped with a Stanley permanently lubricated non-detachable ball bearing
- Pins in bronze butt hinges are stainless steel
- Loose joint. When ordering specify hand
- Template location holes for all applications
- Steel hinges are highly polished and buffed, then plated to insure a fine durable finish
- Butt hinges are packed with both wood screws and machine screws
- For similar hinges for cabinets see page 94

When door is closed only the knuckle is visible

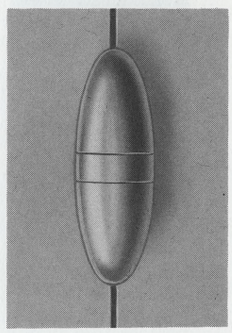

Size, Length (inches)	Gauge of Metal	Width Open (inches)	Width of Leaves (inches)	Maximum Clearance Between Door (180° Open Position) and Jamb (inches)	Quantity and Size of Screws Packed per Pair		Pair in Box with Screws	Pair in Case	Case Weight Average (lbs.)	
					Machine	Wood			BB95	BB141
5	.169	3¼	¾	1¼	16 — ½ x 10-24	16 — 1 x 10	1½	24	34	33
6	.203	3⅞	13/16	1¾	16 — ½ x 12-24	16 — 1¼ x 12	1½	24	55	53

Specify hand (see index)
Finishes described on page 35

ADJUSTABLE PIVOTS

Extra-Heavy



OP-1 TOP

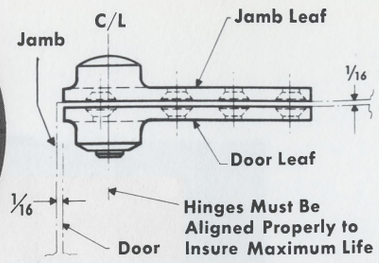

ASSEMBLY

Cast gun metal (bronze 88.84) — highly polished and satin bronze (A5) or satin chrome (CMD) finishes — **OP-1**



OP-2 INTERMEDIATE

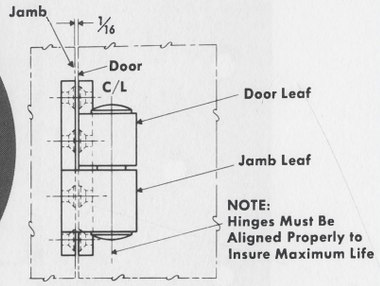

ASSEMBLY

Cast gun metal (bronze 88.84) — highly polished and satin bronze (A5) or satin chrome (CMD) finishes — **OP-2**

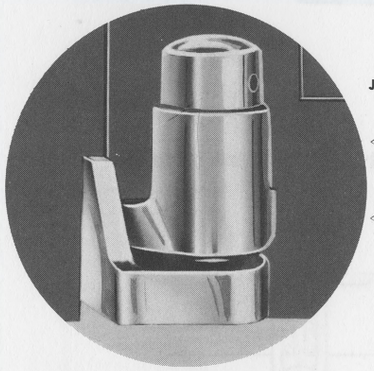

OP-3 BOTTOM

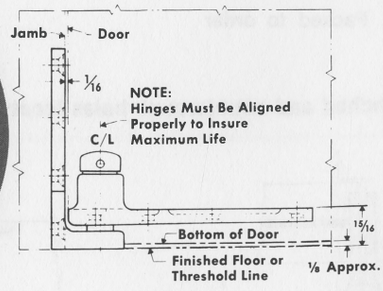

ASSEMBLY

Cast gun metal (bronze 88.84) — highly polished and satin bronze (A5) or satin chrome (CMD) finishes — **OP-3**

- For extra heavy doors where high frequency service is expected
- Various combinations of top, intermediate and bottom pivots can be used to hang doors
- Ball thrust bearings and roller radial bearings for virtually friction-free operation
- Vertical adjustability allows correction of sagging and settling to provide proper door clearance
- High manganese steel pivot pins, deeply case hardened, give superior load carrying ability
- Sealed bearings provide lifetime lubrication and protection from dirt and moisture
- Template location holes for all applications

Class Number	Gauge of Metal	Quantity and Size of Screws		Pieces in Box	Pieces in Case	Case Weight Average (lbs.)
		Wood Screws	Machine Screws			
OP-1 — Top	.240	4 — 1¼ x 14	4 — ⅝ x ¼-20	1	10	14
OP-2 — Intermediate	.315	4 — 1¼ x 14	4 — ⅝ x ¼-20	1	10	22
OP-3 — Bottom	.240	4 — 1¼ x 14	4 — ⅝ x ¼-20	1	10	22

Note: Top pivot should be used at top of door when door holders are used
Specify hand (see index)

SPECIAL EXTRA-HEAVY HINGES

Slimline Design

Ball Bearing For Doors Weighing Up to 600 pounds

*BB601-8″

Wrought steel — Highly polished and plated or bonderized and prime coated for painting



- For lead-lined doors and other heavy doors weighing up to 600 lbs.
- With two Stanley permanently lubricated non-detachable full jeweled radial thrust ball bearings. Bearing assemblies contain 3/16″ chrome alloy through-hardened balls
- Furnished with set screw in barrel — non-removable pin
- Regularly furnished punched and countersunk to template for full mortise application
- Also can be made and assembled at factory to take care of full surface, half mortise, half surface applications or with no holes for welding
- Submit door and frame details and quantity required

Length of Joint (inches)	Width Open (inches)	Gauge of Metal
8	6 (other widths available)	.225

Packed to order

Typical Applications of BB601–8″ size
Regularly furnished for Full Mortise Application A with punched and countersunk holes located to standard template.

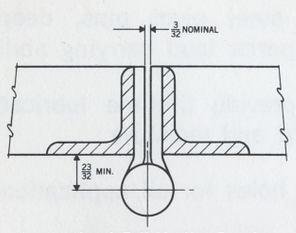

Application A Full Mortise Regular

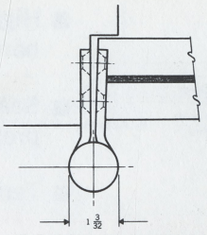

Application B Full Mortise-Lead-Lined Doors

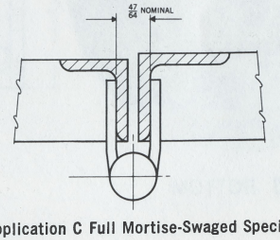

Application C Full Mortise-Swaged Special

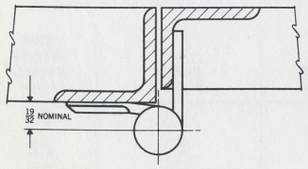

Application D Half Mortise

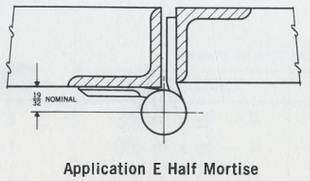

Application E Half Mortise

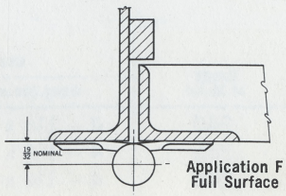

Application F Full Surface

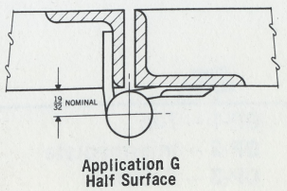

Application G Half Surface

For other regular sizes of BB601 see page 39

Finishes described on page 35

*Pat. Number 3,118,171

SPECIAL HINGES

Ball Bearing Double Weight

Wrought steel — with removable pin, *without holes — bonderized and prime coated for painting — **BB855**

Wrought steel — with welded pin, *without holes — bonderized and prime coated for painting — **BB855¼**



BB855¼ illustrated

- For lead-lined doors to x-ray rooms and other exceptionally heavy doors
- For other than prison doors wider leaves for the doors are recommended — submit detail of door and jamb section

Length of Joint (inches)	Width Open (inches)	Gauge of Metal	Diameter of Pin (inches)	Weight Per Pair Average (lbs.)
5	6	.281	½	7

- Made of double weight wrought steel capable of carrying doors weighing up to 800 lbs.
- Each of the two concealed hardened steel races contains sixteen 3/16" hardened and ground steel balls which are assembled within a jacket
- Concealed ball bearings are well lubricated insuring smooth operation and preventing wear on the joints
- Provision has been made in the hinges for forced lubrication if further lubrication is necessary
- Rolled knuckles are welded and machined
- Regularly made not swaged for surface application, but can be made and assembled at the factory to take care of any condition — submit detail

Typical Applications of BB855 and BB855¼

Regularly furnished blank no holes, not swaged for **Full Surface** application A

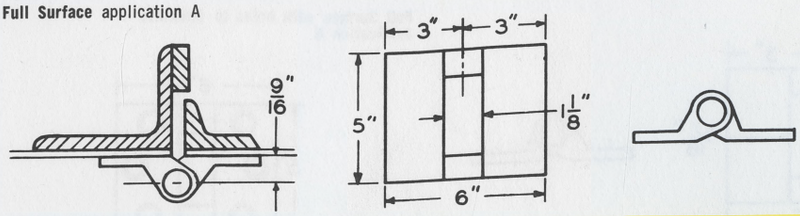

Full Surface with holes to template — application B

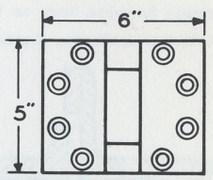

Full Mortise applications

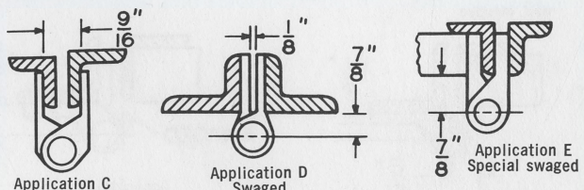

Application C Not swaged

Application D Swaged

Application E Special swaged

For all full mortise applications the center of barrel should be set ⅞" from door and jamb so welded joints will clear. Leaves can be swaged apart any distance between 1/16" to 5/16"

Half Mortise

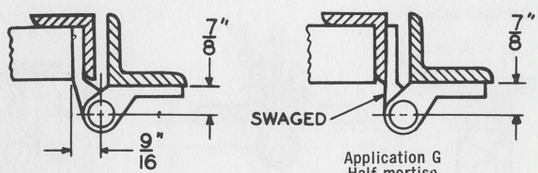

Application F Half mortise

Application G Half mortise

Variations of half mortise or half surface types can be obtained by further bumping or swaging of mortise leaf to accommodate any required construction

Packed one pair in box

*Furnished on order with holes to template and with machine or prison type screws, at additional cost

When screw holes are required they are accurately punched to template

If above details do not show your particular construction submit details and specifications

STANLEY

PRISON HINGES

Ball Bearing
Triple Weight

BB852 **Wrought steel — with welded pin, *without holes — bonderized and prime coated for painting**



- For hinged cell-front doors and grated steel doors of penitentiaries, jails, reformatories, etc.
- For lead-lined doors to x-ray rooms and extremely heavy doors and gates of all descriptions
- For lead-lined doors and doors other than prison doors, wider leaves for the door are recommended — submit detail of door and jamb section
- Made of triple weight wrought steel capable of carrying doors or gates weighing up to 2000 pounds
- Each of the two concealed hardened steel races contains sixteen 3/16" hardened and ground steel balls which are assembled within a jacket
- Concealed ball bearings are well lubricated insuring smooth operation and preventing wear
- Provision has been made in the hinges for forced lubrication if further lubrication is necessary
- Rolled knuckles are welded and machined
- Pin is constructed of one piece of steel welded at both ends, making it impossible to drive out the pin
- Regularly made not swaged for surface application, but can be made and assembled at the factory to take care of any condition — submit detail

Length of Joint (inches)	Width Open (inches)	Gauge of Metal	Diameter of Pin (inches)	Average Net Weight Per Pair (lbs.)
5	6	.375	3/4	10

Packed one pair in box

*Furnished on order with holes and with machine or prison type screws, at additional cost

Typical Applications of BB852

Regularly furnished blank no holes, not swaged for **Full Surface** application A shown

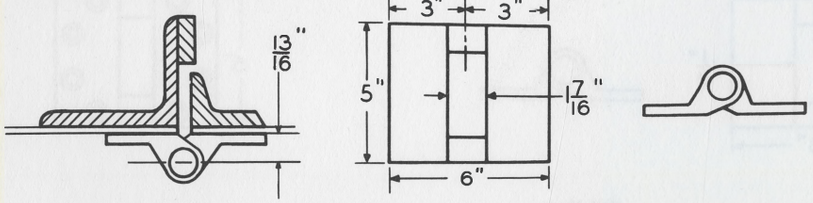

Full Surface with holes to template — application B

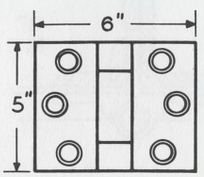

Full Mortise applications

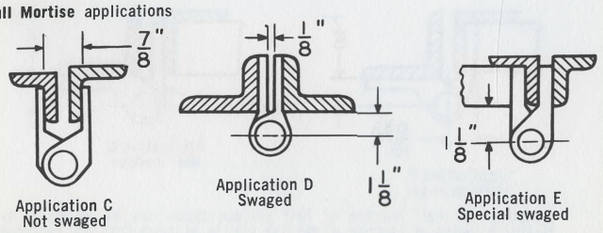

Application C Not swaged

Application D Swaged

Application E Special swaged

For all full mortise applications the center of barrel should be set 1⅛" from door and jamb so welded joints will clear. Leaves can be swaged apart any distance between ⅛" to ⅞"

Half Mortise

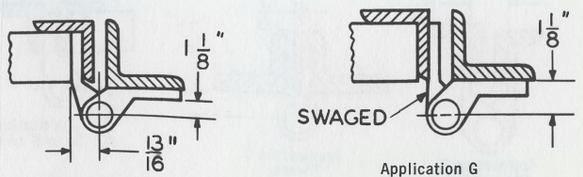

Application F Half mortise

Application G Half mortise

Variations of half mortise or half surface types can be obtained by further bumping or swaging of mortise leaf to accommodate any required construction

When screw holes are required they are accurately punched to template

If above details do not show your particular construction submit details and specifications

PLAIN BEARING
PLATED HINGES

USE 3 HINGES TO A DOOR

FULL MORTISE HINGES

Slimline Design

3-Knuckle Plain Bearing
Regular Weight



Wrought steel — Polished and plated or bonderized and prime coated for painting	(template)	**600**
Wrought steel — Highly polished and plated	(template)	**600½**

- For doors of residences, apartment houses and other medium weight doors receiving low frequency service
- All hinges have template screw hole location for use on either wood or hollow metal doors and frames
- Equipped with easily seated, non-rising loose pins
- Hole in bottom tip for easy pin removal
- Use ball bearing hinges on high and average frequency doors and all doors equipped with door closers

Size Open (inches)	Gauge of Metal	Quantity and Size of Screws Packed Per Pair		Pair in Box With Screws	Pair in Case	Case Weight Average (lbs.)
		Template Packing				
		Machine	Flat Head Wood			
3½ x 3	.123	12 — ½ x 10-24	6 — 1 x 10	1	50	58
3½ x 3½	.123	12 — ½ x 10-24	6 — 1 x 10	1	50	64
4 x 3½	.130	16 — ½ x 12-24	8 — 1¼ x 12	1½	24	39
4 x 4	.130	16 — ½ x 12-24	8 — 1¼ x 12	1½	24	41
4½ x 4	.134	16 — ½ x 12-24	8 — 1¼ x 12	1½	24	47
4½ x 4½	.134	16 — ½ x 12-24	8 — 1¼ x 12	1½	24	51
5 x 4	.146	16 — ½ x 12-24	8 — 1¼ x 12	1½	15	38
5 x 4½	.146	16 — ½ x 12-24	8 — 1¼ x 12	1½	15	40
5 x 5	.146	16 — ½ x 12-24	8 — 1¼ x 12	1½	15	42

Template packing — all machine screws and one-half wood screws
When ordering hinges for wood doors with wood jambs, specify "all WS"
Finishes described on page 35

STANLEY

FULL MORTISE HINGES

F191 (template) — **Wrought brass or bronze — Polished and plated**

F191STS (template) — **Wrought stainless steel — Polished**

F191STSD (template) — **Wrought stainless steel — Polished satin finish**





For hospital type — prefix "HT" to class number

- For residences, apartment houses and other medium weight low-frequency doors
- Smaller sizes are for screen and combination doors
- All hinges have template screw hole location for use on either wood or hollow metal doors and frames
- With stainless steel easily seated non-rising loose pins (except sizes 2½" x 2½" and smaller)
- Hole in bottom tip for easy pin removal
- Use ball bearing hinges on high and average frequency doors and all doors equipped with door closers

Size Open (inches)	Gauge of Metal	Quantity and Size of Screws Packed Per Pair — Template Packing — Machine Screws	Quantity and Size of Screws Packed Per Pair — Template Packing — F. H. Wood Screws	Pair in Box with Screws	Pair in Case	Case Weight Average (lbs.) — Brass	Case Weight Average (lbs.) — Steel
*2 x 2	.082	8 — ½ x 8-32	4 — ¾ x 8	5	50	18	. .
*2½ x 2½	.089	12 — ½ x 8-32	6 — ¾ x 8	5	50	28	. .
3 x 2½	.092	12 — ½ x 10-24	6 — 1 x 10	1	50	36	35
3 x 3	.092	12 — ½ x 10-24	6 — 1 x 10	1	50	42	41
3½ x 3	.123	12 — ½ x 10-24	6 — 1 x 10	1	50	62	58
3½ x 3½	.123	12 — ½ x 10-24	6 — 1 x 10	1	50	70	62
4 x 3½	.130	16 — ½ x 12-24	8 — 1¼ x 12	1½	24	42	39
4 x 4	.130	16 — ½ x 12-24	8 — 1¼ x 12	1½	24	44	40
4½ x 4	.134	16 — ½ x 12-24	8 — 1¼ x 12	1½	24	52	47
4½ x 4½	.134	16 — ½ x 12-24	8 — 1¼ x 12	1½	24	55	52
5 x 4	.146	16 — ½ x 12-24	8 — 1¼ x 12	1½	15	41	36
5 x 4½	.146	16 — ½ x 12-24	8 — 1¼ x 12	1½	15	44	38
5 x 5	.146	16 — ½ x 12-24	8 — 1¼ x 12	1½	15	49	43

Template packing — all machine screws and one-half wood screws
When ordering hinges for wood doors with wood jambs, specify "all WS"
*These sizes not available in stainless steel
Finishes described on page 35

FULL MORTISE HINGES



Wrought steel — Highly polished and plated (template) **F174**

Wrought brass or bronze — Highly polished and finely finished (template) **F194**

- For doors of residences, apartment houses and other medium weight doors receiving low frequency service, where the finest regular weight plain bearing butt hinge is desired
- Smaller sizes for screen and combination doors
- All hinges have template screw hole location for use on either wood or hollow metal doors and frames
- Use ball bearing hinges on high and average frequency doors and all doors equipped with door closers
- Inner edges of the leaves are beveled to make close-fitting joints
- Equipped with easily seated, non-rising loose pins
- Pins in brass and bronze butt hinges are stainless steel
- Brass and bronze butt hinges are equipped with stainless steel bushings, reducing wear at the joints
- Steel hinges are highly polished and buffed, then plated to insure a fine durable finish



Knuckles (cut open) showing stainless steel bushing in F194



For hospital type — prefix "HT" to class number

Size Open (inches)	Gauge of Metal	Quantity and Size of Screws Packed Per Pair — Template Packing — Machine Screws	Quantity and Size of Screws Packed Per Pair — Template Packing — F.H. Wood Screws	Pair in Box with Screws	Pair in Case	Case Weight Average (lbs.) — 174	Case Weight Average (lbs.) — 194
3 x 3	.092	12 — ½ x 10-24	6 — 1 x 10	1	50	41	46
3½ x 3	.123	12 — ½ x 10-24	6 — 1 x 10	1	50	58	62
3½ x 3½	.123	12 — ½ x 10-24	6 — 1 x 10	1	50	62	66
4 x3½	.130	16 — ½ x 12-24	8 — 1¼ x 12	1½	24	37	42
4 x 4	.130	16 — ½ x 12-24	8 — 1¼ x 12	1½	24	40	45
4½ x 4	.134	16 — ½ x 12-24	8 — 1¼ x 12	1½	24	47	51
4½ x 4½	.134	16 — ½ x 12-24	8 — 1¼ x 12	1½	24	52	56
5 x 4	.146	16 — ½ x 12-24	8 — 1¼ x 12	1½	15	36	41
5 x 4½	.146	16 — ½ x 12-24	8 — 1¼ x 12	1½	15	38	44
5 x 5	.146	16 — ½ x 12-24	8 — 1¼ x 12	1½	15	43	48
6 x 4½	.160	20 — ½ x ¼-20	10 — 1½ x 14	1½	12	35	41
6 x 5	.160	20 — ½ x ¼-20	10 — 1½ x 14	1½	12	40	45
6 x 6	.160	20 — ½ x ¼-20	10 — 1½ x 14	1½	12	59	65

Template packing — all machine screws and one-half wood screws
When ordering hinges for wood doors with wood jambs, specify "all WS"
Finishes described on page 35

WIDE-THROW HINGES

F179 (template)

Wrought steel — Polished and plated or bonderized and prime coated for painting



- For folding, accordion or any medium weight wood door where a wide throw or clearance is required
- All hinges have template screw hole location for use on either wood or hollow metal doors and frames
- Use ball bearing hinges on high and average frequency doors and all doors equipped with door closers
- With easily removed non-rising loose pins

Size Open (inches)	Gauge of Metal	Quantity and Size of Screws Packed per Pair — Template Packing — Machine	Quantity and Size of Screws Packed per Pair — Template Packing — Wood	Pair in Box with Screws	Pair in Case	Case Weight Average (lbs.)
3 x 4	.092	12 — ½ x 10-24	6 — 1 x 10	1	50	50
3 x 6	.092	12 — ½ x 10-24	6 — 1 x 10	1	50	65
3½ x 5	.123	12 — ½ x 10-24	6 — 1 x 10	1	25	43
3½ x 6	.123	12 — ½ x 10-24	6 — 1 x 10	1	25	48
4 x 5	.130	16 — ½ x 12-24	8 — 1¼ x 12	1	25	54
4 x 6	.130	16 — ½ x 12-24	8 — 1¼ x 12	1	25	62
4 x 7	.130	16 — ½ x 12-24	8 — 1¼ x 12	1	20	56
4½ x 5	.134	16 — ½ x 12-24	8 — 1¼ x 12	1	20	50
4½ x 6	.134	16 — ½ x 12-24	8 — 1¼ x 12	1	20	56
4½ x 7	.134	16 — ½ x 12-24	8 — 1¼ x 12	1	15	48
4½ x 8	.134	16 — ½ x 12-24	8 — 1¼ x 12	1	15	53
5 x 7	.146	16 — ½ x 12-24	8 — 1¼ x 12	1	10	41
5 x 8	.146	16 — ½ x 12-24	8 — 1¼ x 12	1	10	46

Template packing — all machine screws and one-half wood screws
When ordering hinges for wood doors with wood jambs, specify "all WS"
Finishes described on page 35

USE 3 HINGES TO A DOOR

FULL MORTISE HINGES



Wrought steel — Polished and plated or bonderized and prime coated for painting (template) **F179, SDI-F179**

Steel — Galvanized with brass pin and tips, with screws (template) **F179RBP***

- For doors of residences, apartment houses and other medium weight doors
- All hinges have template screw hole location for use on either wood or hollow metal doors and frames
- Use ball bearing hinges on high and average frequency doors and all doors equipped with door closers
- Equipped with easily seated, non-rising loose pins (except sizes 2″ x 2″ and 2½″ x 2½″)
- For wide-throw hinges see page 82 at left

SDI-F179

- A special screw hole location to conform to special punching as provided by some manufacturers of stock hollow metal doors and frames. Extra long pin has no bottom tip. Packed with all machine screws. Offered only in 3½″ x 3½″ size

Size Open (inches)	Gauge of Metal	Quantity and Size of Screws Packed per Pair — Template Packing — Machine Screws	Quantity and Size of Screws Packed per Pair — Template Packing — F.H. Wood Screws	Pair in Box with Screws	Pair in Case	Case Weight Average (lbs.)
2 x 2	.082	8 — ½ x 8-32	4 — ¾ x 8	5	50	15
2½ x 2½	.089	12 — ½ x 8-32	6 — ¾ x 8	5	50	25
3 x 2½	.092	12 — ½ x 10-24	6 — 1 x 10	1	50	33
3 x 3	.092	12 — ½ x 10-24	6 — 1 x 10	1	50	37
3½ x 3	.123	12 — ½ x 10-24	6 — 1 x 10	1	50	58
3½ x 3½	.123	12 — ½ x 10-24	6 — 1 x 10	1	50	66
4 x 3½	.130	16 — ½ x 12-24	8 — 1¼ x 12	1½	24	39
4 x 4	.130	16 — ½ x 12-24	8 — 1¼ x 12	1½	24	42
4½ x 4	.134	16 — ½ x 12-24	8 — 1¼ x 12	1½	24	48
4½ x 4½	.134	16 — ½ x 12-24	8 — 1¼ x 12	1½	24	53
5 x 4	.146	16 — ½ x 12-24	8 — 1¼ x 12	1½	15	38
5 x 4½	.146	16 — ½ x 12-24	8 — 1¼ x 12	1½	15	40
5 x 5	.146	16 — ½ x 12-24	8 — 1¼ x 12	1½	15	43
6 x 4½	.160	20 — ½ x ¼-20	10 — 1½ x 14	1½	12	35
6 x 5	.160	20 — ½ x ¼-20	10 — 1½ x 14	1½	12	40
6 x 6	.160	20 — ½ x ¼-20	10 — 1½ x 14	1½	12	55

Template packing — all machine screws and one-half wood screws
When ordering hinges for wood doors with wood jambs, specify "all WS"
*F179RBP not available in sizes 2″ x 2″ and 2½″ x 2½″
Finishes described on page 35

FULL MORTISE HINGES

241 (non-template) — **Wrought steel — Planished and plated or bonderized and prime coated for painting**

241RBP (non-template) — **Steel — Galvanized with brass pin and tips, with screws**



- For doors of residences, apartment houses and other medium weight wood doors with wood jambs
- Use ball bearing hinges on high and average frequency doors and all doors equipped with door closers
- Made of wrought steel, toughened and hardened by cold rolling
- Equipped with easily seated, non-rising loose pins (except sizes 2″ x 2″ and 2½″ x 2½″)
- For wide-throw hinges see page 82

STANLEY 241
standard of the world

Size Open (inches)	Gauge of Metal	Quantity and Size of Screws Packed per Pair — F.H. Wood Screws	Pair in Box with Screws	Pair in Case	Case Weight Average (lbs.)
*2 x 2	.082	8 — ¾ x 7	5	50	16
*2½ x 2½	.089	12 — ¾ x 8	5	50	25
3 x 2½	.092	12 — ¾ x 8	1	50	33
3 x 3	.092	12 — ¾ x 8	1	50	36
3½ x 3	.123	12 — ⅞ x 9	1	50	58
3½ x 3½	.123	12 — ⅞ x 9	1	50	63
4 x 3½	.130	16 — 1 x 10	1	25	39
4 x 4	.130	16 — 1 x 10	1	25	42

For sizes 4½″ and larger — order F179 x AWS
241 and 241RBP available in bulk packing, unassembled
*241RBP not available in sizes 2″ x 2″ and 2½″ x 2½″
Finishes described on page 35

ROUND CORNER HINGES



Radius of corners ¼″

Wrought steel — Planished and plated or bonderized and prime coated for painting

RD241

- For doors of residences, apartment houses and other medium weight wood doors receiving low frequency service
- Use ball bearing hinges on high and average frequency doors and all doors equipped with door closers
- Round corner butt hinges save considerable time in application, especially when installed with the use of a Stanley electric hinge butt router and door and jamb template, or similar
- Made of wrought steel, toughened and hardened by cold rolling
- Corners have a ¼″ radius
- Equipped with easily seated, non-rising loose pins (except size 2½″ x 2½″)
- All hinges (except size 2½″ x 2½″) have hole in bottom tip for easy pin removal

Size Open (inches)	Gauge of Metal	Quantity and Size of Wood Screws Per Pair	Pair in Box With Screws	Pair in Case	Case Weight Average (lbs.)
2½ x 2½	.089	12 — ¾ x 8	5	50	24
3 x 3	.092	12 — ¾ x 8	1	50	36
3½ x 3	.123	12 — ⅞ x 9	1	50	58
3½ x 3½	.123	12 — ⅞ x 9	1	50	63
4 x 3½	.130	16 — 1 x 10	1	25	39
4 x 4	.130	16 — 1 x 10	1	25	42

For sizes 4½″ and larger — order RDF179 x AWS
RD241 available in bulk packing, unassembled
Finishes described on page 35

SQUARE AND ROUND CORNER HINGES

741 (square corners)

Wrought steel — Planished and plated or bonderized and prime coated for painting

RD741 (round corners)

Wrought steel — Planished and plated or bonderized and prime coated for painting

- For use on interior doors when hollow core or other light weight doors are used
- Use ball bearing hinges on hollow metal, high and average frequency doors and doors equipped with door closers
- Hole in bottom tip for easy pin removal
- 741 and RD741 are available in bulk packing assembled or unassembled with recessed head screws (packed same as RD758)
- Bulk assembled hinges are packed in a case with recessed head screws
- Bulk unassembled hinges are packed:
  2 knuckle leaves in one case
  3 knuckle leaves with pins in other case
  Recessed head screws in separate case
- When ordering bulk packed: Specify either bulk assembled or bulk unassembled



RD741
Radius of corners ¼″

Size Open (inches)	Quantity and Size of Wood Screws per Pair	Pair in Box with Screws	Pair in Case	Case Weight Average (lbs.)
3 x 3	12 — ¾ x 8	1	50	36
3½ x 3½	12 — ¾ x 9	1	50	49
4 x 4	16 — 1 x 10	1	25	32

Finishes described on page 35

V741

Visual pack, with screws, steel — Satin brass or bright nickel finishes

Catalog Number	Quantity in Pack	Packs in Box	Packs in Case	Case Weight (lbs.)
V741F — 3″ x 3″	1 ea.	5	100	39
V741F — 3½″ x 3½″	1 ea.	5	100	52
V741N — 3½″ x 3½″	1 ea.	5	100	52
V741F — 4″ x 4″	1 ea.	5	100	66

For these and other visually packed items see pages 227 to 259

ROUND CORNER HINGES



Radius of corners 5/8"

Wrought steel — Planished and plated or bonderized and prime coated for painting

RD758

- The corners have a 5/8" radius — solid die blanked for a true 5/8" radius (no clipped corners)
- Round corner butt hinges save considerable time in application, especially when installed with the use of a Stanley electric hinge butt router and door and jamb template, or similar
- Hinge has a hole in the bottom tip for easy pin removal
- RD758 Bulk assembled hinges are packed in a case with recessed head screws
- RD758 Bulk unassembled hinges are packed:
  2 knuckle leaves in one case
  3 knuckle leaves with pins in other case
  Recessed head screws in separate case
- When ordering: specify either bulk assembled or bulk unassembled

- For use on interior doors when hollow core or other light weight doors are used
- When high frequency operation or hollow metal and extra heavy doors are used, always specify ball bearing butt hinges

Assembled Hinges

Size Open (inches)	Quantity and Size of Recessed Head Screws (threaded to head) Per Pair	Quantity in Case with Screws	Case Weight Average (lbs.)
3 x 3	12 — 3/4 x 8	50 pr.	34
3 1/2 x 3 1/2	12 — 3/4 x 9	50 pr.	47
4 x 4	16 — 3/4 x 10	50 pr.	64

Unassembled Hinges

Size Open (inches)	Quantity in Case		Average Shipping Weight of Hinges and Screws
	2 Knuckle Leaves	3 Knuckle Leaves	
3 x 3	200 pcs.	200 pcs.	71 lbs. per 100 pr.
3 1/2 x 3 1/2	200 pcs.	200 pcs.	95 lbs. per 100 pr.
4 x 4	150 pcs.	150 pcs.	93 lbs. per 75 pr.

STANLEY 1 1/4" DIAMETER ROUTER BIT

The perfect teammate for the RD758!



840 Cutter
T840 Cutter — Carbide tipped
S9926 Arbor 1/4" Diameter
S9927 Arbor 1/2" Diameter
S9928 Arbor 1/2" Diameter Extra Long

Specify size of recessed head screw desired for unassembled hinges (see below)

Catalog Number	Screw Size	For Hinge Size		
60	3/4 x 8	3 x3	All sizes 1200 pcs. in box (Enough for 100 pr. 3"x3" and 3 1/2"x3 1/2" and 75 pr. 4"x4" hinges)	All sizes 6000 pcs. in case (Enough for 500 pr. 3"x3" and 3 1/2"x3 1/2" and 375 pr. 4"x4" hinges)
61	5/8 x 9	3 1/2x3 1/2		
62	3/4 x 9	3 1/2x3 1/2		
63	7/8 x 9	3 1/2x3 1/2		
64	1 x 9	3 1/2x3 1/2		
65	3/4x10	4 x4		
66	1 x10	4 x4		

Finishes described on page 35

HALF SURFACE HINGES

F173 (template)

Wrought steel — Bonderized and prime coated for painting



- For low frequency kalamein doors with hollow metal frames
- Easily applied as only the jamb leaf is mortised
- Reversible for right or left hand doors by unscrewing the slotted tips at both top and bottom of hinge, reversing the pin and applying tip to the opposite end
- Use ball bearing hinges on all doors equipped with door closers

Measurements below

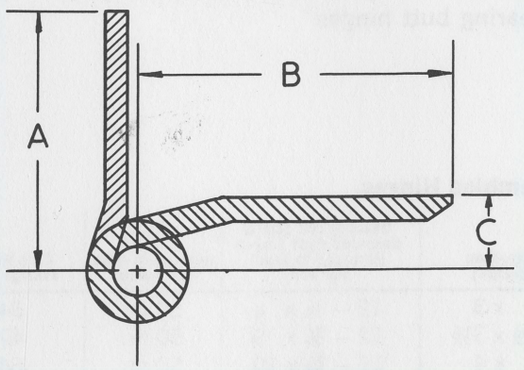

Size, Length of Joint (inches)	Width		Offset (inches) (C)	Gauge of Metal	Quantity and Size of Machine Screws per Pair		Pair in Box with Screws	Pair in Case	Case Weight Average (lbs.)
	Jamb Leaf (inches) (A)	Door Leaf (inches) (B)			F.H. for Jamb Leaf	O.H. for Door Leaf			
3	1 3/32	1 1/2	11/32	.092	6 — 1/2 x 10-24	6 — 1 1/2 x 10-24	1	50	46
3 1/2	1 15/32	1 1/2	13/32	.123	6 — 1/2 x 10-24	6 — 1 1/2 x 10-24	1	25	32
4	1 13/16	2 1/4	1/2	.130	8 — 1/2 x 12-24	6 — 2 x 1/4-20	1 1/2	24	46
4 1/2	2 1/16	2 5/16	5/16	.134	8 — 1/2 x 12-24	6 — 2 x 1/4-20	1 1/2	15	37
5	2 1/16	2 7/8	5/16	.146	8 — 1/2 x 12-24	8 — 2 x 1/4-20	1 1/2	12	40

Packed with machine screws and grommet nuts

Finishes described on page 35

USE 3 HINGES TO A DOOR

HALF SURFACE HINGES

Steel – Planished and plated or bonderized and prime coated for painting **164**



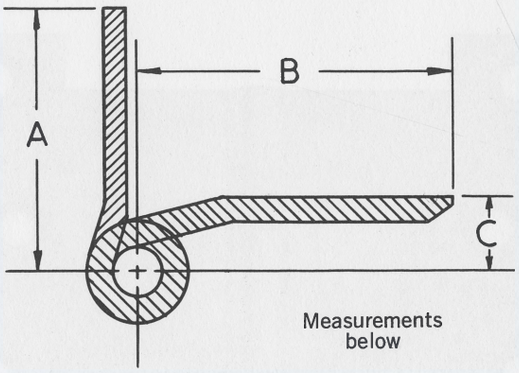

Measurements below

- For wood doors of residences; size 2″ recommended for cabinets
- Ideal for use where doors do not have trim to clear
- Easily applied as only the jamb leaf is mortised, no gauging necessary
- Made of wrought steel, toughened and hardened by cold rolling
- Reversible for right or left hand doors by unscrewing the slotted tip, reversing the pin and applying tip to the opposite end

Size, Length of Joint (inches)	Width		Offset (inches) (C)	Gauge of Metal	Quantity and Size of Wood Screws Per Pair		Pair in Box with Screws	Pair in Case	Case Weight Average (lbs.)
	Jamb Leaf (inches) (A)	Door Leaf (inches) (B)			Flat Head for Jamb Leaf	Oval Head for Door Leaf			
2	51/64	1	11/64	.063	4 – ¾ x 7	4 – ¾ x 7	5	50	10
2½	59/64	1¼	13/64	.071	6 – ¾ x 8	6 – ¾ x 8	5	50	16
3	1 3/32	1½	11/32	.090	6 – ¾ x 8	6 – ¾ x 8	1	50	35
3½	1 15/32	1½	13/32	.123	6 – ⅞ x 9	6 – ⅞ x 9	1	25	29
4	1 47/64	1⅝	27/64	.130	8 – 1 x 10	8 – 1 x 10	1	25	38
4½	1 15/16	2¼	7/16	.134	8 – 1¼ x 10	8 – 1¼ x 10	1	20	42

Finishes described on page 35

Visual pack, with screws, steel – Satin brass finish **V164F**

Catalog Number	Quantity in Pack	Packs in Box	Packs in Case	Case Weight (lbs.)
V164F – 3½″	1 ea.	5	100	60

For these and other visually packed items see pages 227 to 259

PARLIAMENT HINGES

828 Steel — Plain, without screws

260 Steel — Planished and plated, with screws

830 Steel — Plain, without screws

830RBP Steel — Galvanized with brass pin, with screws



828-260
Loose pin



830-830RBP
Right hand
loose joint

- For casement windows and for other applications where a wide throw hinge of this type is required
- Made of wrought steel, toughened and hardened by cold rolling
- For hinges designed especially for blinds, see number 827 on page 207

Size, Width Open (inches)	Length of Joint (inches)	Gauge of Metal	Width Between Flanges (Clearance) (inches)	Flange (inches)	Quantity and Size of Wood Screws Per Pair	Pair in Box	Pair in Case	Case Weight Average (lbs.) 828 260	Case Weight Average (lbs.) 830 830RBP
3	1½	.087	1⅝	2⅜₆ x 11⁄16	12 — ¾ x 8	5	100	40	33
4	1¾	.095	2⅛	2⅛ x 25⁄32	12 — ⅞ x 9	5	50	30	26
5	1¾	.107	3⅜	2⅛ x 13⁄16	12 — ⅞ x 9	1	50	40	36
6	2	.115	4⅛₂	2⅞ x 1	12 — 1¼ x 10	1	30	32	32
*8	2½	.148	5¾	3⅝ x 1⅛	12 — 1¼ x 12	1	20	48	. .

Specify hand (see index)
*This size not available on 830 and 830RBP
Finishes described on page 35

USE 3 HINGES TO A DOOR

TRANSOM HINGES



Template hinge illustrated

Fast Spun Pin

Wrought steel — Highly polished and plated or bonderized and prime coated for painting	(template)	**178**
	(non-template)	**291**
Wrought brass or bronze — Highly polished and finely finished	(template)	**196½**
Wrought aluminum-anodized — Satin finish	(template)	**196½ALD**
Wrought stainless steel — Highly polished	(template)	**196½STS**
Wrought stainless steel — Satin finish	(template)	**196½STSD**

Use template butt hinges on metal transoms or wood transoms with hollow metal frames

Use non-template butt hinges on wood transoms with wood frames

- For wood or metal transoms or wherever a fast pin hinge of this type is required
- Inner edges of the leaves of brass, bronze, stainless steel and aluminum butt hinges are beveled to make close-fitting joints
- Pins in non-ferrous hinges are stainless steel

Size Open (inches)	Gauge of Metal	Quantity and Size of Screws per Pair			Pair in Box with Screws	Pair in Case	Case Weight Average (lbs.)		
		Template Packing		Non-Template Packing					
		Machine	Wood	Wood			196½	178-291 196½STS & STSD	196½ALD
2 x2	.082	8–½x 8-32	4– ¾x 8	8– ¾x 7	5	50	18	15	. .
2½x2½	.089	12–½x 8-32	6– ¾x 8	12– ¾x 8	5	50	26	25	. .
†3 x3	.092	12–½x10-24	6–1 x10	12– ¾x 8	1	50	39	37	18
†3½x3½	.123	12–½x10-24	6–1 x10	12– ⅞x 9	1	50	72	64	30
4 x4	.130	16–½x12-24	8–1 x12	16–1 x10	1	25	48	43	. .

†Stainless steel and aluminum butt hinges are furnished in sizes 3″ x 3″ and 3½″ x 3½″ only
Template packing – all machine screws and one-half wood screws
Finishes described on page 35

TRANSOM HINGES

Drive-Fast Pin

DFP178 (template)
DFP291 (non-template)
Wrought steel — Highly polished and plated or bonderized and prime coated for painting

DFP196½ (template) Wrought brass or bronze — Highly polished and finely finished

DFP196½ALD (template) Wrought aluminum-anodized — Satin finish

DFP196½STS (template) Wrought stainless steel — Highly polished

DFP196½STSD (template) Wrought stainless steel — Satin finish



Template hinge illustrated

Use template butt hinges on metal transoms or wood transoms with hollow metal frames

Use non-template butt hinges on wood transoms with wood frames

- Loose oval-tipped pins, scored under the head, are driven into place to make fast pin hinge when a wood or metal transom is hung
- Inner edges of the brass, bronze, stainless steel and aluminum butt hinges are beveled to make close-fitting joints
- Non-ferrous hinges have stainless steel pins and tips

Size Open (inches)	Gauge of Metal	Quantity and Size of Screws per Pair			Pair in Box with Screws	Pair in Case	Case Weight Average (lbs.)		
		Template Packing		Non-Template Packing					
		F.H. Machine	F.H. Wood	F.H. Wood			196½	178-291 196½STS & STSD	196½ALD
2 x2	.082	8–½x 8-32	4– ¾x 8	8– ¾x 7	5	50	18	15	. .
2½x2½	.089	12–½x 8-32	6– ¾x 8	12– ¾x 8	5	50	26	25	. .
†3 x3	.092	12–½x10-24	6–1 x10	12– ¾x 8	1	50	39	37	18
†3½x3½	.123	12–½x10-24	6–1 x10	12– ⅞x 9	1	50	72	64	30
4 x4	.130	16–½x12-24	8–1 x12	16–1 x10	1	25	48	43	. .

†Stainless steel and aluminum hinges are furnished in sizes 3″ x 3″ and 3½″ x 3½″ only
Template packing — all machine screws and one-half wood screws
Finishes described on page 35

CABINET HINGES



Broad — loose pin

Wrought steel — Planished and plated or bonderized and prime coated for painting **289**

Wrought brass or bronze — Finely finished **189**

- For doors of cabinets, bookcases, china closets, etc.
- Brass and bronze hinges have non-ferrous metal pins

Size, Open (inches)	Gauge of Metal	Quantity and Size of Wood Screws Per Pair	Pair in Box with Screws	Pair in Case	Case Weight Average (lbs.)	
					189	289
2 x2	.062	8—¾x6	5	100	25	22
2½x2	.062	12—¾x6	5	100	31	27
2½x2½	.062	12—¾x6	5	100	35	32
3 x2½	.074	12—¾x7	5	100	52	46
3 x3	.074	12—¾x7	5	100	60	53

Finishes described on page 35

POLY PACK On 289



Narrow — loose pin

Wrought steel — Planished and plated or bonderized and prime coated for painting **295**

Wrought brass or bronze — Finely finished **195**

- For doors of cabinets, bookcases, china closets, etc.
- Brass and bronze hinges have non-ferrous metal pins

Size, Length of Joint (inches)	Width Open (inches)	Gauge of Metal	Quantity and Size of Wood Screws Per Pair	Pair in Box with Screws	Pair in Case	Case Weight Average (lbs.)	
						195	295
*1½	1⅜	.050	8—⅝x5	5	200	23	21
2	1⅞	.062	8—¾x6	5	100	20	19
2½	1 11/16	.062	12—¾x6	5	100	27	25
3	2	.074	12—¾x7	5	100	43	39

*Size 1½" has three knuckles

Finishes described on page 35

POLY PACK On 295

Visual pack, with screws, steel — Satin brass plated **CD295F**

Catalog Number	Quantity in Pack	Packs in Box	Packs in Case	Case Weight (lbs.)
CD295F — 2"	1 pr.	5	100	22
CD295F — 2½"	1 pr.	5	100	28
CD295F — 3"	1 pr.	5	100	43

For these and other visually packed items see pages 227 to 259

CABINET HINGES

Light Narrow

284
286
Wrought steel — Planished and plated

- Made with five knuckles, except 1″ and 1½″ which have three knuckles
- For plain steel hinges see number 838 fast pin or number 840 loose pin on page 121



284
Fast pin



286
Loose pin

Size, Length of Joint (inches)	Width Open (inches)	Gauge of Metal	Quantity and Size of Wood Screws Per Pair	Pair in Box with Screws	Pair in Case	Case Weight Average (lbs.)
1	1	.050	8 — ½ x 3	10	300	16
1½	1⅜	.050	8 — ⅝ x 5	10	300	29
2	1⅝	.062	8 — ¾ x 6	10	300	50
2½	1 11/16	.062	12 — ¾ x 6	10	300	70
3	2	.074	12 — ¾ x 7	10	100	38

Finishes described on page 35

OLIVE KNUCKLE

201 **Steel — Highly polished and plated or bonderized and prime coated for painting**

100 **Forged brass — Highly polished and finely finished**

- For cabinets, china closets, wardrobes, etc.
- Steel hinges are highly polished and buffed, then plated to insure a fine durable finish

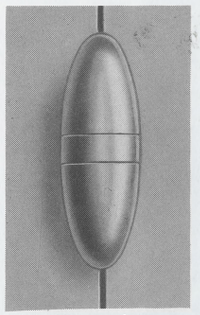

When door is closed only knuckle is visible

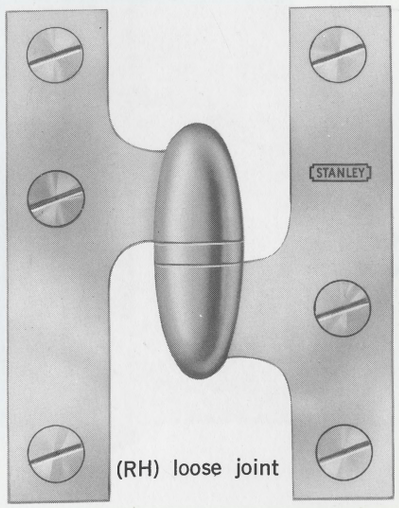

(RH) loose joint

Size, Length (inches)	Gauge of Metal	Width Open (inches)	Width of Leaves (inches)	Maximum Clearance Between Door (180° Open Position) and Jamb (inches)	Quantity and Size of Wood Screws Per Pair	Pair in Box with Screws	Weight per Pair (lbs.)
3	.134	2 5/16	⅝	1/16	12 — ⅞ x 8	1	.53

Specify hand (see index)
Finishes described on page 35

SURFASET® SWINGING DOOR HARDWARE

SURFACE MOUNTED







Reversible hinges for concealed or visible mounting

Strike assembly

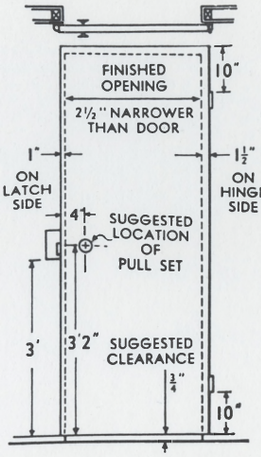

Steel — Plated finishes or bonderized and prime coated for painting, with screws

(without privacy lock) **3000***

(with privacy lock) **3030***

- Surfaset hardware provides for the door to fit OVER the opening — not in the opening
- Will fit either a left-hand or right-hand door; single stud, double stud or panelized construction, any wall thickness, any door thickness 1″ or more
- No finish jambs or wood trim are required. No mortising or planing is needed
- Special design makes the hinges reversible to permit either concealed or outward mounting
- Action is straight push-pull; no knob to turn. Door swings 100% clear of opening. Adjustable strike
- Latch resets automatically if cam is tripped
- Set includes one pair of hinges No. 3002 and one latch unit, with screws





Latch assembly without privacy lock

Latch assembly with privacy lock (optional)

Quantity and Size of Flat Head Wood Screws per Set			Sets in Box	Sets in Case	Case Weight Average (lbs.)
Hinges	Latch	Strike			
6— 7/8x9 and 6—1½x9	4—1½x9	4—7/8x9	1	10	21

Width of door should be at least 2½″ more than width of opening

Finishes described on page 35

*Pat. Number 3,041,098



3002

- 3002 hinge for doors 1″ - 1⅜″ thick packed in sets No. 3000 and 3030
- 3004 hinge for doors ¾″ thick and over
- Hinges are reversible for left-hand or right-hand, concealed or visible, mounting



3004

Steel — Plated finishes or bonderized and prime coated for painting, with screws

hinge **3002**

hinge **3004**

Catalog Number	Gauge of Metal	Quantity and Size of Flat Head Wood Screws per Pair		Pair in Box	Pair in Case	Case Weight Average (lbs.)
3002	.123	6—7/8x9	6—1½x9	1	25	32
3004	.099	6—¾x9	6—1½x9	1	25	26

Finishes described on page 35

Catalog Number	Size	Size and Quantity of Machine Screws	Quantity in Box	Quantity in Case	Case Weight Average (lbs.)
3705	9⅝	2—2⅞x10-24-2A washer head	1 ea.	10 ea.	4
3710	9⅝	2—4⅝x10-24-2A pan head	1 set	10 sets	6
3707	9⅝	2—2⅞x10-24-2A washer head	1 ea.	10 ea.	4
3714	9⅝	2—4⅝x10-24-2A pan head	1 set	10 sets	6



Posts, steel — Planished and plated, with screws

Finishes described on page 35

single pull — ebony **3705**

sets of pulls — ebony **3710**

single pull — birch **3707**

sets of pulls — birch **3714**

(At the present time
this is a blank page)

PIVOTS AND
SPECIAL PURPOSE

PIVOT HINGE

Wrought steel — Plated finishes or bonderized and prime coated for painting **340**





Right hand illustrated

- For flush, recessed, or overlay doors 1⅛" to 1⅜" thick. No door frame needed
- Only hinge of its type suitable for floor-to-ceiling doors
- Ideal for swinging wardrobe doors
- Cleaner appearance — only hinge pivot shows when door is closed
- Doors can be opened 180°
- Made of heavy gauge (.134) steel
- Elongated screw hole in both the stop leaf and floor leaf makes vertical alignment simple
- Separable leaves on the top hinge permit fast installation where 180° opening is not possible
- Strong, silent operation with tough nylon bushings at the pivot point

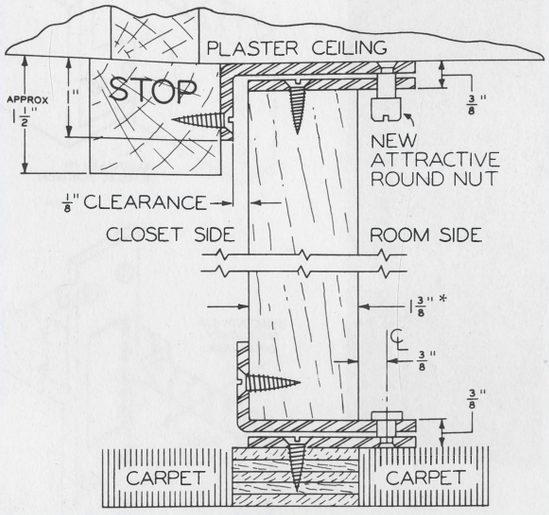

*Hinge accommodates doors 1⅛" to 1⅜" thick

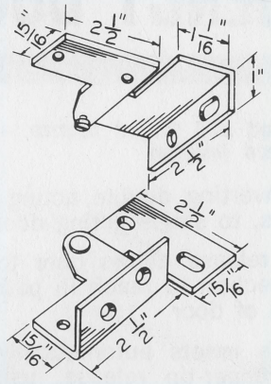

Detailed drawing available on request

Size (inches)	Quantity and Size of F.H. Wood Screws Per Set	Sets in Box*	Sets in Case	Case Weight Average (lbs.)
2½	10–⅞ x 12	1	25	21

Projection is 2" from back of stop leaf to center of pivot
*Set consists of one top hinge and one bottom hinge
Handed. Specify right or left hand
Finishes described on page 35

POLY PACK

DOUBLE ACTING DOOR PIVOT*

DAP-1 **Cast aluminum top pivot assembly**
Wrought brass bottom jamb bracket
Wrought steel bottom door plate
} **finely finished**

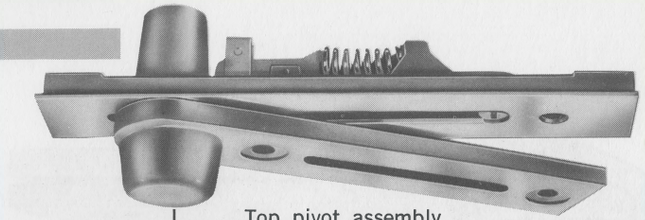

Top pivot assembly

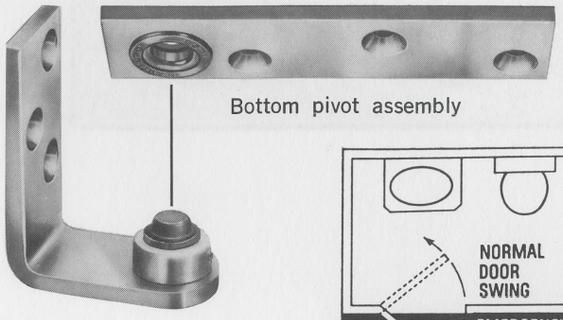

Bottom pivot assembly

- Heavy duty pivot assembly for commercial double acting interior doors of average frequency use
- For use in hospitals, institutions and convalescent homes
- Top pivot assembly has unique, lever operated "walking beam" to simplify door installation
- Heavy wrought steel bottom door plate with smooth acting ball bearing unit
- Bottom pivot assembly provides ¼" vertical adjustment of door. Standard clearance is ¾". Bottom pivot is jamb mounted
- Specifications:
  - Top jamb pivot ..... 6⅝" x 1¼" x ¼"
  - Top door pivot ..... 5 15/16" x 1 5/16" x ¼"
  - Bottom jamb pivot (brass) .... 3" x 1¼" x ¼"
  - Bottom door pivot (with ball bearing) ..... 5" x 1¼" x ¼"
- Packed with both machine and wood screws
- Use with Stanley ES-1 Emergency Door Stop Release where door with emergency safety release factor is specified

Quantity and Size of Screws Per Set	Set in Box	Sets in Case	Case Weight Average (lbs.)
10–1½ x No. 14 F.H. wood screws 10–½ x ¼-20 F.H. machine screws 2–5/16 x 8-32 F.H. machine screws (holds cover to top jamb portion)	1	25	45

Finishes described on page 35 *Pat. Number 3,143,760

EMERGENCY DOOR STOP*

ES-1 **Extruded and forged bronze — Standard finishes**

- Use for converting double acting doors, hung on center pivots, to single acting doors
- Emergency release allows door to swing open in opposite direction to reach ill patients who fall in normal path of door
- Stop release resets automatically. Spring action stop, with finger-tip release, using pullman-type latch with rubber bumper insert
- Can be applied in any position on frame, no special location necessary
- Specification:
  Surface plate 4½" x 1⅝", bolt height 2", case 2⅛" x 1 5/16"

Quantity and Size of Screws Per Piece	Pieces in Box	Box Weight (lbs.)
4–½x12-24 F.H. Brass Machine Screws	1	½

Finishes described on page 35 *Pat. Number 3,172,168

Section of door, jamb and emergency door stop release showing operation

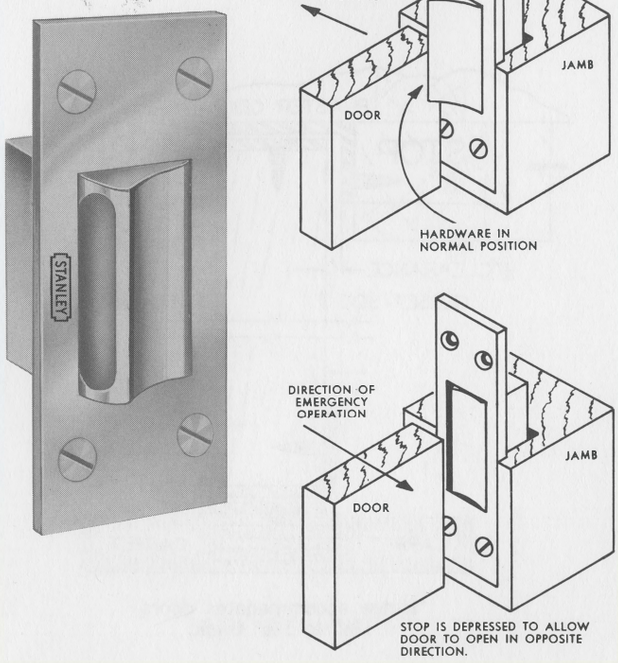

DOOR LATCH AND HOLDER



No. 44 illustrated

A.S.A. strike

ADJUSTABLE ROLLER LATCH

Forged brass – Satin bronze (A5) or satin chromium (CMD) finish { (standard strike) **44** ; (A.S.A. strike) **44S** }

- For patient room doors, operating room doors, or other doors in hospitals and institutions where quiet is essential
- Silent push-pull action at all times
- As door closes, rubber roller engages strike and holds door closed
- Both throw and latching pressure adjusted by means of Phillips head screws in face plate

Catalog Number	Face Plate (inches)	Strike (inches)	Quantity and Size of Screws Per Piece		Pieces in Box	Pieces in Case	Case Weight Average (lbs.)
			Wood Screws	Machine Screws			
44	1 x 3⅜	2¼ x 1 11/16	2 – 1 x 10	2 – ½ x 10-24	1	20	12
44S	1 x 3⅜	4⅞ x 1¼	2 – 1 x 10	2 – ½ x 12-24	1	20	14



Applied

ROLLER DOOR HOLDER

Wrought brass or bronze – Polished and finely finished **453**

- Holders available on special order packed with machine screws for template work
- If necessary the rubber rollers are easily replaced without removing holder from the door
- Rollers are 1″ wide

- For doors in hospitals, schools and institutions where quiet is essential
- Holds door open in any position and prevents door from slamming
- Provides a slight but non-varying resistance to movement of doors
- Holder is especially suitable for doors already in use, lacking means of door control
- With roller door holder, we recommend rubber silencers No. 52 for quieting the door when coming into the closed position (see page 101)

Plate (inches)	Width of Roller (inches)	Throw (inches)	Quantity and Size of Oval Head Wood Screws Per Piece	Pieces in Box With Screws	Pieces in Case	Case Weight Average (lbs.)
6⅛ x 2⅝	1	1	4 – 1 x 9	1	25	41

Finishes described on page 35

STANLEY

DOOR HOLDERS AND HAND RAIL BRACKET

DOOR HOLDERS

456 **Steel – Polished and plated**

458 **Cast iron – Polished and plated**

- Equipped with soft rubber feet with concentric rings
- Will hold doors open on any type of floor
- A spring in the plunger base assures continued pressure against the floor
- A slight pressure of the foot on the base of the plunger sets the rubber firmly against the floor and a slight pressure on the trip releases the holder
- Equipped with a rubber silencer insuring quiet operation when released
- No. 458 is for use on doors equipped with closers. A wedge action holds the arm in a retracted position
- Rubber feet are replaceable on all numbers



456
Plunger type

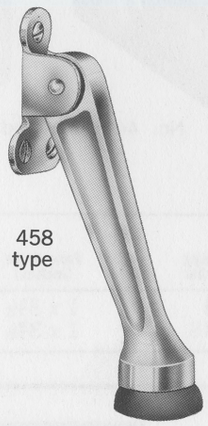

458
Lever type

Number	Length (inches)	Plate (inches)	Length Overall (inches)	Maximum Throw (inches)	Quantity and Size of Wood Screws Per Piece	Pieces in Box with Screws	Pieces in Case	Case Weight Average (lbs.)
456	..	5 x 2	6⅝	15/16	4 – ⅞ x 8 R.H.	5	60	61
458	5	....	...	...	3 – ⅞ x 8 O.H.	5	60	35

Finishes described on page 35

HAND RAIL BRACKET

7081 **Cast aluminum – Brass finish with screws**

- For supporting wood hand rails at any required angle of stairway





Size of Base (inches)	Projection, Base to Center of Rail (inches)	Quantity and Size of Wood F.H. Screws, Per Piece	Pieces in Box	Pieces in Case	Case Weight Average (lbs.)
1⅜x2¼	2 1/16	3–1½x10 2–1 x 8	10	100	17

CD7081F **Visual pack, with screws, cast aluminum – Brass finish**

Quantity Per Pack	Packs Per Box	Packs Per Case	Case Weight
1 ea.	5	100	19

For these and other visually packed items see pages 227 to 259

CREMONE BOLTS

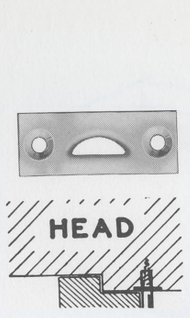

No. 1
Flat strike



No. 2
Universal strike

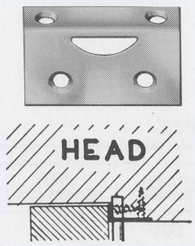

No. 3
Angle strike

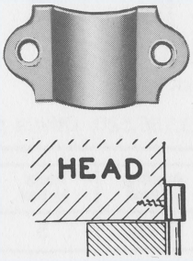

No. 4
Surface strike



Wrought steel, brass knob, Finely finished **377**

- For casements with wide stiles
- Back plates under case and guides prevent rod from marring surface of the wood
- Guides are designed to prevent marring of the rod when bolt is operated
- Regularly furnished 8′ high, but can be cut down on the job to suit conditions
- Specifications:

Case	5¼″ x 1⅜″
Knob	3⅜″ x 1″
Projection	1 13/16″
Rod	⅝″ half oval
Guides	1⅞″ wide
Throw	¾″
Pieces in case, with screws	1
Weight, each	4 lbs.

Specify exact height of door or casement and distance from bottom to proposed center of knob or handle. Specify type of strike required at top; also at bottom. Finishes described on page 35

DOOR SILENCERS



For metal stops
52 Rubber only

Length of Rubber Silencer (inches)	Thickness of Rubber Silencer (inches)	Pieces in Box with Screws	Pieces in Case	Case Weight Average (lbs.)
1⅞	¼	25	300	3

Rubber **52**

- For patient room doors in hospitals and institutions where quiet is essential
- When door is closed the compression of the rubber creates an air cushion which silences the door when coming into the closed position
- Three silencers recommended for each door stop
- When mortising for lock strike, allow 3/32″ clearance for silencers. For doors having both a lockset and a door check allow ¼″ clearance

SASH POLES



Size, Length (feet)	Diameter of Tubing (inches)	*Pieces in Case	Case Weight Average (lbs.)
4	23/32	10	16
6	23/32	10	22
8	23/32	10	30

*One in a paper tube

Steel — Olive green finish, with polished, cast bronze hook **7025¼**

- Sturdy steel tubing makes the pole rigid and practically indestructible
- Lower end fitted with rubber cap with steel insert to prevent end of pole cutting through rubber
- Hooks fit all standard makes of sash pull sockets and transom eyes

SHELF BRACKETS — SUPPORTS

SUPPORT STRIP* WITH CONCEALED SLOTS

SC793 **Steel — Satin brass finish or zinc plated, with screws**

- Streamlined, decorator shelf support strips with concealed slots
- One inch spacing of slots permits placing shelves at right height
- Cross slot, special ornamental hardened screw

Size, Length (inches)	Quantity and Size of Screws Per Piece	Pieces in Box	Pieces in Case	Case Weight Average (lbs.)
24	3 — 2 x 6 OH	10	100	45
36	4 — 2 x 6 OH	10	100	66
48	5 — 2 x 6 OH	10	50	45
72	7 — 2 x 6 OH	10	50	67



View showing concealed slots



Front view

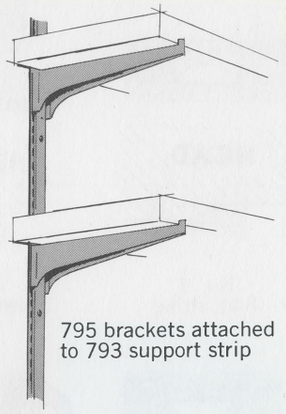

795 brackets attached to 793 support strip

*U. S. Pat. Number 3,136,520. Others pending

V793F **Visual pack, with screws, steel — Satin brass finish**

Catalog Number	Quantity in Pack	Packs in Box	Packs in Case	Case Weight (lbs.)
V793F—24″	1 ea.	5	100	43

For these and other visually packed items see pages 227 to 259

SHELF BRACKETS*

795 **Steel — Satin brass or zinc plated**

- Double arm decorator shelf brackets provide broad shelf supporting surface for maximum load carrying ability
- Four point bracket suspension locks securely in slots of supporting strips and provides added strength and stability

Size (inches)	Accommodates Finished Board Widths	Pieces in Box	Pieces in Case	Case Weight Average (lbs.)
6	5⅝″	10	100	19
8	7⅝″	10	100	29
10	9⅝″	10	100	38

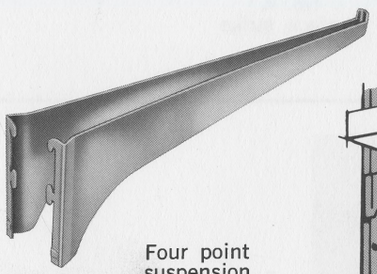

Four point suspension

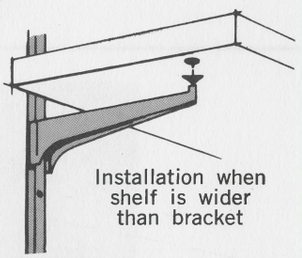

Installation when shelf is wider than bracket

- Sizes of brackets accommodate finished board widths. Bracket has a ¼″ radius tip that can be recessed on the underside of wider shelves

*U. S. Pat. Number 3,136,520. Others pending

CD795F **Visual pack, steel — Satin brass finish**

Catalog Number	Quantity in Pack	Packs in Box	Packs in Case	Case Weight (lbs.)
CD795F— 6″	2 ea.	5	100	40
CD795F— 8″	2 ea.	5	100	60
CD795F—10″	2 ea.	5	100	80

For these and other visually packed items see pages 227 to 259

SHELF SUPPORT CLIP**

792 **Steel — Satin brass or zinc plated**

Pieces in Box	Pieces in Case	Case Weight (lbs.)
50	500	11

**Patent pending



- Clip supports shelves at their ends
- Used in place of brackets in window openings, bookcases and other such areas

V792F **Visual pack, steel — Satin brass finish**

Catalog Number	Quantity in Pack	Packs in Box	Packs in Case	Case Weight (lbs.)
V792F	8 ea.	5	100	20

For these and other visually packed items see pages 227 to 259

SHELF STANDARDS AND CLIPS

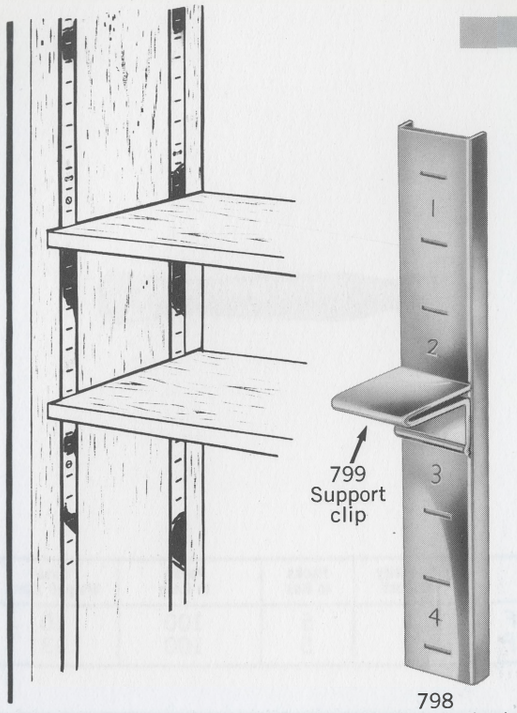

SHELF STANDARDS*

Steel – Plated finishes or dead black, with drive-screw nails **798**

- Slim trim design for flush or surface mounting
- High load bearing capacity
- Small, neat slots give ½" adjustment
- Holes for fast staple-gun installation

Size, Length (inches)	Width (inches)	Depth (inches)	Quantity and Size of Flat Head Drive Screws Per Piece	Pieces in Case	Case Weight Average (lbs.)
36	5/8	3/16	6 – 5/8" x .095	50	13
48	5/8	3/16	8 – 5/8" x .095	50	16
72	5/8	3/16	12 – 5/8" x .095	50	26
96	5/8	3/16	16 – 5/8" x .095	50	34
120	5/8	3/16	20 – 5/8" x .095	50	43
144	5/8	3/16	24 – 5/8" x .095	50	52

Finishes described on page 35

*Patent pending



SHELF SUPPORT CLIP*

Steel – Bright nickel plated **799N**

Pieces in Box	Pieces in Case	Case Weight (lbs.)
100	2,000	25

*Patent pending

- Clips support shelves at their ends
- Positive locking SNAP-IN clips
- Used with no. 798 shelf standards



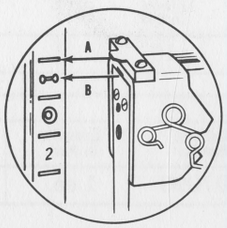

STAPLE GUN

787 x 788

- Special guide permits fast, accurate installation of no. 798 shelf standards
- Packed one in a box. Weight 2 lbs.

STAPLES

- For use with staple gun 787 x 788 to attach shelf standards no. 798
- 5,000 staples in a box. Weight 1½ lbs.

Tinned **789**

DOOR STOPS

SPRING TYPE DOOR STOP

7086 Satin brass finish



- Die-cast base 11/16" O.D. with sharply pointed drive screw and stud
- Flexible spring action – non marring tip
- Projection, 3"

CD7086F
CD7092F } **Visual pack, satin brass finish**

Catalog Number	Quantity in Pack	Packs in Box	Packs in Case	Case Weight (lbs.)
CD7086F	1	5	100	10
CD7092F	2	5	100	13

For these and other visually packed items see pages 227 to 259

HINGE PIN DOOR STOP

*7090 Die cast – Satin brass or aluminum finish



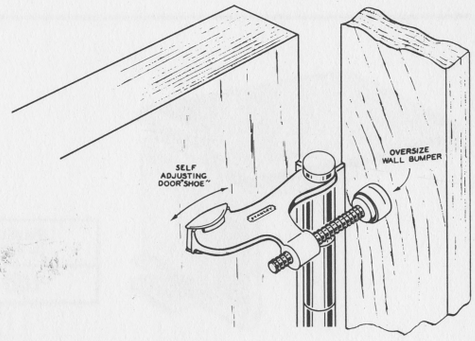

- Adjustable door stop can be set to stop door at any desired angle. Fits pin of any average room door hinge
- Large flat self adjusting shoe makes full safe contact with door
- Oversize wall bumper mounted on adjusting screw

*Patent pending

POLY PACK

Pieces in Box	Pieces in Case	Case Weight Average (lbs.)
10	100	11

CD7090F **Visual pack, die cast – Satin brass finish**

Catalog Number	Quantity in Pack	Packs in Box	Packs in Case	Case Weight (lbs.)
CD7090	1 ea.	5	100	14

For these and other visually packed items see pages 227 to 259

CABINET HARDWARE

CABINET KNOBS AND PULLS

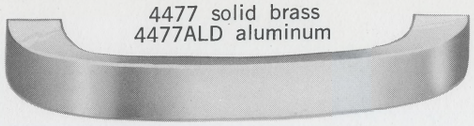

4477 solid brass
4477ALD aluminum

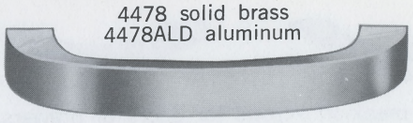

4478 solid brass
4478ALD aluminum

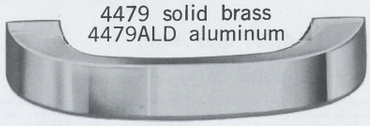

4479 solid brass
4479ALD aluminum

- For cabinet doors or drawers ¾" to 1⅛" thick
- Made of solid brass, in popular finishes or in satin anodized aluminum

Solid brass – Popular finishes, with screws **4477**
Aluminum – Satin, anodized, with screws **4477ALD**

Solid brass – Popular finishes, with screws **4478**
Aluminum – Satin, anodized, with screws **4478ALD**

Solid brass – Popular finishes, with screws **4479**
Aluminum – Satin, anodized, with screws **4479ALD**

Number	Size (inches)	Screw Hole Spacing (inches)	Quantity and Size of Trimit Head Machine Screws Per Piece	Pieces in Box	Pieces in Case	Case Weight Average (lbs.)
4477	4	3½	2 – 1¼ x 8-32	25	100	13
4477ALD	4	3½	2 – 1¼ x 8-32	25	100	6
4478	3½	3	2 – 1¼ x 8-32	25	100	13
4478ALD	3½	3	2 – 1¼ x 8-32	25	100	6
4479	2¾	2¼	2 – 1¼ x 8-32	25	100	10
4479ALD	2¾	2¼	2 – 1¼ x 8-32	25	100	5

Finishes described on page 35

POLY PACK On numbers 4477, 4478 and 4479

- For cabinet doors or drawers ¾" to 1⅛" thick
- Made of solid brass in popular finishes or in satin anodized aluminum

Solid brass – Popular finishes, with screws **4482**
Aluminum – Satin, anodized, with screws **4482ALD**

Number	Size Diam. (inches)	Quantity and Size of Trimit Head Machine Screws Per Piece	Pieces in Box	Pieces in Case	Case Weight Average (lbs.) 4482	Case Weight Average (lbs.) 4482ALD
4482 4482ALD	1⅛	1–1¼x8-32	25	100	7	3
	1¼	1–1¼x8-32	25	100	11	5
	1½	1–1¼x8-32	25	100	15	6

Finishes described on page 35; when ordering specify size

POLY PACK On all sizes



4482 solid brass
4482ALD aluminum

- For cabinet doors or drawers ¾" to 1⅛" thick
- Made of wrought brass, finely finished in popular finishes

Wrought brass – Popular finishes, with screws **4471**

Number	Size Diameter (inches)	Quantity and Size of T.H. Break-off Machine Screws Per Piece	Pieces in Box	Pieces in Case	Case Weight Average (lbs.)
4471	1⅛	1–1¼ x 8-32	25	100	4

Finishes described on page 35

POLY PACK



4471 Wrought brass

- Made of pressure cast zinc, rust proof. Heavily bright chromium plated

Pressure cast – Bright chrome finish, with screws **4420** **4424**

Number	Length Overall (inches)	Screw Hole Spacing (inches)	*Quantity and Size of Trimit Head Machine Screws Per Piece	Pieces in Box	Pieces in Case	Case Weight Average (lbs.)
4420	3¾	2¾	2–1¼x8-32	25	100	13
4424	3¾	2¾	2–1¼x8-32	25	100	11

*With break-off screws for cabinet door or drawer ¾" to 1⅛" thick

POLY PACK On numbers 4420 and 4424



4420



4424

CABINET KNOBS AND PULLS

4463 / 4465 — Steel – Popular finishes, with screws

- Made of wrought steel

Catalog Number	Length Overall (inches)	Screw Hole Spacing (inches)	Quantity and Size of T.H. Break-off Screws Per Piece	Pieces in Box	Pieces in Case	Case Weight Av. (lbs.)
4463	4½	2¾	2–1¼x8-32	25	100	7
4465	4⅝	2¾	2–1¼x8-32	25	100	10



4463



4465

Packed with break-off screws for doors or drawers ¾" to 1⅛" thick

POLY PACK On numbers 4463 and 4465

Finishes described on page 35

CD4465K — Visual pack, with screws, steel – Bright zinc plated

Catalog Number	Quantity in Pack	Packs in Box	Packs in Case	Case Weight (lbs.)
CD4465K	1 ea.	5	100	14

For these and other visually packed items see pages 227 to 259

4228 / 4238 — Pressure cast zinc alloy, Finely finished, with screws

- Made of pressure cast zinc alloy
- For cabinet doors or drawers ¾" to ⅞" thick
- Furnished in satin copper (D4), bright chrome (CM), or bright brass (C) finishes

POLY PACK On numbers 4228 and 4238



4228
Concave knob



4238
Brandywine knob

Catalog Number	Size (inches)	Quantity and Size of T.H. Machine Screws Per Piece	Pieces in Box	Pieces in Case	Case Weight (lbs.)
4228	1½	1–1x8-32	25	100	7
4238	1¼	1–1x8-32	25	100	11

CD4228 / CD4238 — Visual pack, with screws

Catalog No.	Quantity in Pack	Packs in Box	Packs in Case	Case Weight (lbs.)
CD4228 CM	1 ea.	10	50	6
CD4228 D4	1 ea.	10	50	6
CD4238 CM	1 ea.	10	50	9
CD4238 D4	1 ea.	10	50	9

For these and other visually packed items see pages 227 to 259

4226 / 4236 / 4237 — Pressure cast zinc alloy, Finely finished, with screws

- For cabinet doors or drawers ¾" to ⅞" thick
- Furnished in satin copper (D4), bright chrome (CM), or bright brass (C) finishes
- No. 4237 furnished with black trim bases Specify CM x J1, D4 x J1 or C x J1



4226
Concave pull



4236
Contemporary pull



4237
Pull with black trim

Catalog Number	Size (inches)	Screw Hole Spacing (inches)	Quantity and Size of T.H. Machine Screws Per Piece	Pieces in Box	Pieces in Case	Case Weight Av. (lbs.)
4226	4¼	3	2–1 x 8-32	25	100	7
4236	4⅝	3	2–1 x 8-32	25	100	8
4237	3⅝	3	2–1 x 8-32	25	100	12

POLY PACK On numbers 4226, 4236 and 4237

CD4226 / CD4236 / CD4237 — Visual pack, with screws

Catalog No.	Quantity in Pack	Packs in Box	Packs in Case	Case Weight (lbs.)
CD4226 CM	1 ea.	10	50	6
CD4226 D4	1 ea.	10	50	6
CD4236 CM	1 ea.	10	50	6
CD4236 D4	1 ea.	10	50	6
CD4237 CMxJ1	1 ea.	10	50	8
CD4237 D4xJ1	1 ea.	10	50	8

For these and other visually packed items see pages 227 to 259

470 — Steel – Bright brass finish, with screws

- Made of wrought steel
- For cabinet doors or drawers



470

Catalog Number	Length Overall (inches)	Screw Hole Spacing (inches)	Quantity and Size of Wood Screws Per Piece	Pieces in Box	Pieces in Case	Case Weight Av. (lbs.)
470	3 1/16	3⅛	2–⅝ x 6 O.H.	25	100	9

Finishes described on page 35

POLY PACK

CABINET KNOBS AND PULLS



4234



4235

Pressure cast – Finely finished, with screws { **4234** **4235**

Number	Size (inches)	Screw Hole Spacing (inches)	*Quantity and Size of Trimit Head Machine Screws Per Piece
4234	1½	. .	1–1¼ x 8-32
	2	. .	1–1¼ x 8-32
4235	4⅛	3	2–1¼ x 8-32

*Break-off screws furnished to accommodate doors ¾" and 1⅛" in thickness

- For cabinet doors or drawers ¾" to 1⅛" in thickness
- Knob has prongs which grip door firmly to prevent turning
- Furnished in satin copper (D4) or bright chrome (CM) finishes

Catalog Number	Quantity in Pack	Packs in Box	Packs in Case	Case Weight (lbs.)
CD4234 D4 1½	1 ea.	5	100	12
CD4234 CM 1½	1 ea.	5	100	12
CD4234 D4 2	1 ea.	5	100	19
CD4234 CM 2	1 ea.	5	100	19
CD4235 D4	1 ea.	5	100	22
CD4235 CM	1 ea.	5	100	22

Visual pack, with screws { **CD4234** **CD4235**

For these and other visually packed items see pages 227 to 259



4230



4231

Pressure cast – Finely finished, with screws { **4230** **4231**

Number	Size (inches)	Screw Hole Spacing (inches)	*Quantity and Size of Trimit Head Machine Screws Per Piece
4230	1¾	. .	1–1¼ x 8-32
4231	4⅜	3	2–1¼ x 8-32

*Break-off screws furnished for doors ¾" and 1⅛" in thickness

- Made of pressure cast, rust proof zinc
- For cabinet doors or drawers ¾" to 1⅛" in thickness
- Furnished in satin copper (D4) or bright chrome (CM) with dull black (J1) finish on the base for attractive contrast. Specify D4xJ1 or CMxJ1
- Knob has prongs which grip door firmly to prevent turning

Catalog Number	Quantity in Pack	Packs in Box	Packs in Case	Case Weight (lbs.)
CD4230 D4xJ1	1 ea.	5	100	10
CD4230 CMxJ1	1 ea.	5	100	10
CD4231 D4xJ1	1 ea.	5	100	17
CD4231 CMxJ1	1 ea.	5	100	17

Visual pack, with screws { **CD4230** **CD4231**

For these and other visually packed items see pages 227 to 259

CUPBOARD CATCH



Steel – Satin brass plated, with screws **7080**

Overall Size (inches)	Case Size (inches)	Strike Size (inches)	Quantity and Size of Screws Per Piece
1¾ x 1¾	1¾ x 1¼	1¾ x ½	6–½ x 4 O.H.

- For full surface application
- Neat appearance, turn type positive action

Quantity Per Pack	Packs Per Box	Packs Per Case	Case Weight (lbs.)
1 ea.	5	100	14

Visual pack, with screws, steel – Satin brass plated **CD7080F**

For these and other visually packed items see pages 227 to 259

STANLEY

MAGNETIC CABINET CATCHES

40ALD Aluminum – Satin, with screws

- "Floating" magnet automatically compensates for warping or shrinking of door. Elongated screw holes on the strike permit easy adjustment
- Aluminum case with a zinc plated steel strike

Size of Case (inches)	Size of Strike (inches)	Quantity and Size of Screws Per Piece	Pieces in Box	Pieces in Case	Case Weight Average (lbs.)
1⅞ x 1⅜	1⅜ x ¾	4–½ x 6	25	300	40

POLY PACK

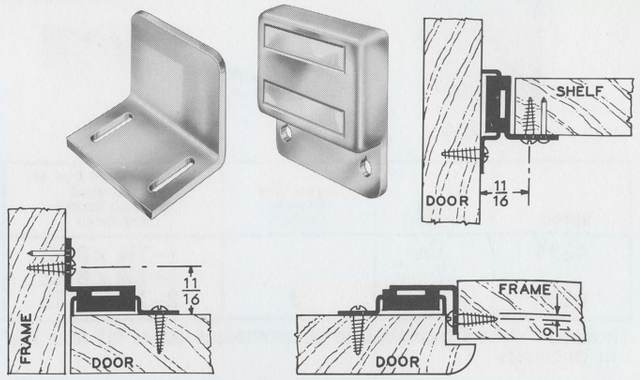

42 Tan plastic – With screws

- Single screw mounting speeds installation. Slotted screw hole in case provides ample adjustment. Projections on strike simplify alignment
- Rugged polyethylene case has no sharp corners
- Buff color harmonizes with natural wood or painted cabinets
- "Floating" magnet assures positive contact

POLY PACK

Projections on strike plate simplify perfect alignment with magnet



Attractive polyethylene case complements cabinet appearance

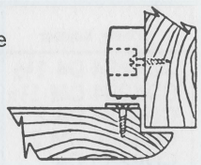

Size of Case (inches)	Size of Strike (inches)	Quantity and Size of Screws Per Piece	Pieces in Box	Pieces in Case	Case Weight Average (lbs.)
1 x 1 1/16	½ x 1	1–½ x 5 F.H. 1–½ x 5 R.H. (Shakeproof washer)	25	300	21

CD42 Visual pack, with screws, tan plastic

Catalog Number	Quantity in Pack	Packs in Box	Packs in Case	Case Weight Average (lbs.)
CD42	1 ea.	10	50	5

For these and other visually packed items see pages 227 to 259

DP42 Dispensa-Pac

Catalog Number	Quantity in Printed Poly Bag	Quantity in Case	Case Weight Average (lbs.)
DP42	1	100	7

46ALD Aluminum – Plain finish, with screws

- Accommodates entire range of cabinet door applications
- Impregnated rubber magnet is shatterproof
- Magnet and pole piece have floating action for perfect alignment with strike
- Slotted screw holes in case and off center hole in strike assures perfect installation

POLY PACK



Pat. number 2,935,352

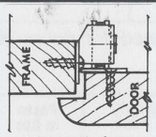

Lipped door

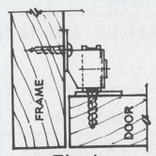

Flush

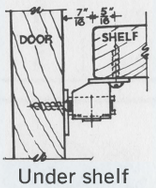

Under shelf

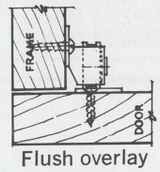

Flush overlay

Size of Case (inches)	Size of Strike (inches)	Quantity and Size of Screws Per Piece	Pieces in Box	Pieces in Case	Case Weight Average (lbs.)
1 15/16 x 27/32	1⅛ x 11/16	2–½x6 1–½x5 F.H.	25	300	21

CD46ALD Visual pack, with screws

Catalog Number	Quantity in Pack	Packs in Box	Packs in Case	Case Weight Average (lbs.)
CD46ALD	1	10	50	5

For these and other visually packed items see pages 227 to 259

DP46ALD Dispensa-Pac

Catalog Number	Quantity in Printed Poly Bag	Quantity in Case	Case Weight Average (lbs.)
DP46ALD	1	100	7

CABINET CATCHES

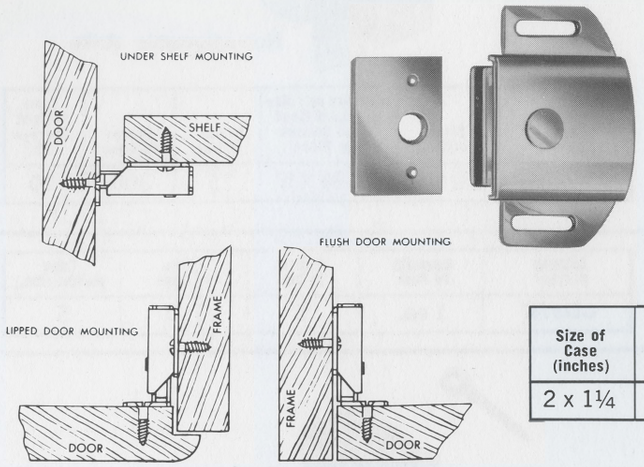

Aluminum — Plain finish, with screws 41ALD

- Elongated screw holes permit easy adjustment
- Rubber magnet automatically adjusts for warping or shrinking of door
- Aluminum case with a zinc plated steel strike

Size of Case (inches)	Size of Strike (inches)	Quantity and Size of Truss Head S. M. Screws for Case	Quantity and Size of Flat Head Wood Screws For Strike	Pieces in Box	Pieces in Case	Case Weight Average (lbs.)
2 x 1¼	1⅛ x 11/16	2–½ x 6	1–½ x 5	25	300	33

POLY PACK

Dispensa-Pac DP41ALD

Catalog Number	Quantity in Printed Poly Bag	Quantity in Case	Case Weight Average (lbs.)
DP41ALD	1	100	11

Visual pack, with screws CD41ALD

Catalog Number	Quantity in Pack	Packs in Box	Packs in Case	Case Weight (lbs.)
CD41ALD	1	10	50	7

For these and other visually packed items see pages 227 to 259

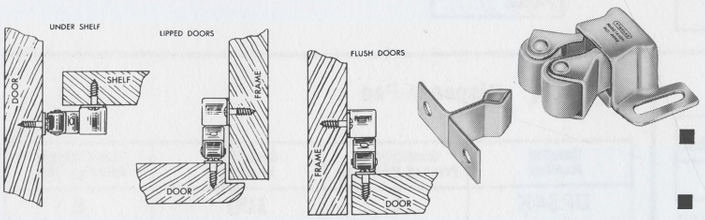

Steel — Bright zinc plated, with screws 35

- Elongated screw holes on case permit easy adjustment
- Self-aligning arms work independently assuring easy, positive action
- Rubber rollers absorb shock. Hold door away from cabinet, eliminating noise

POLY PACK

Size of Case (inches)	Size of Strike (inches)	Quantity and Size of Round Head Wood Screws Per Piece	Pieces in Box	Pieces in Case	Case Weight Average (lbs.)
1 1/16 x ¾	1⅛ x ⅜	4–½ x 5	25	300	19

Dispensa-Pac DP35K

Catalog Number	Quantity in Printed Poly Bag	Quantity in Case	Case Weight Average (lbs.)
DP35K	1	100	6

Visual pack, with screws, steel — Bright zinc plated CD35K

Catalog Number	Quantity in Pack	Packs in Box	Packs in Case	Case Weight (lbs.)
CD35K	1 ea.	10	50	5

For these and other visually packed items see pages 227 to 259

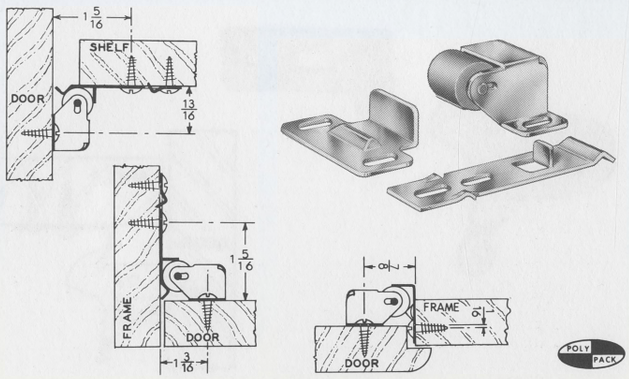

Steel — Bright zinc plated, with screws 38

- Elongated screw holes permit easy adjustment
- Polyethylene roller seats in strike pocket absorbing shock. Holds door from cabinet, eliminating noise

POLY PACK

Size of Case (inches)	Size of Strikes (inches)	Quantity and Size of Truss Head S. M. Screws Per Piece	Pieces in Box	Pieces in Case	Case Weight Average (lbs.)
1⅜ x 1⅛	2 1/16 x ⅝ 1 5/16 x 1	4–½ x 6	25	300	21

CABINET CATCHES

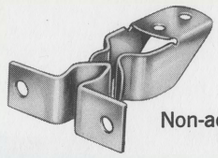

Non-adjustable strike

37 Steel – Bright zinc plated, with screws

- Catch is made of tempered spring steel, insuring positive engagement and smooth operation
- Marking ring on screw holes for easy mounting

Catch (inches)	Strike (inches)	Quantity and Size of Round Head Wood Screws Per Piece	Pieces in Box	Pieces in Case	Case Weight Average (lbs.)
1⅜ x ½	1⁵⁄₁₆ x ⅜	4–½ x 5	25	300	10

CD37K Visual pack, with screws, steel – Bright zinc plated

Catalog Number	Quantity in Pack	Packs in Box	Packs in Case	Case Weight (lbs.)
CD37K	1 ea.	5	100	5

For these and other visually packed items see pages 227 to 259

34 Steel – Bright zinc plated, with screws

- The jaws of the catch provide automatic adjustment for normal wood shrinkage
- A ball head screw is provided with this catch in addition to the regular strike
- Elongated screw holes in the catch permit easy adjustment
- Self-marking strike for quick installation

Case (inches)	Height of Case (inches)	Quantity and Size of Round Head Wood Screws Per Piece	Pieces in Box	Pieces in Case	Case Weight Average (lbs.)
1⁷⁄₁₆ x ¾	⁹⁄₁₆	4–½ x 5	25	300	18

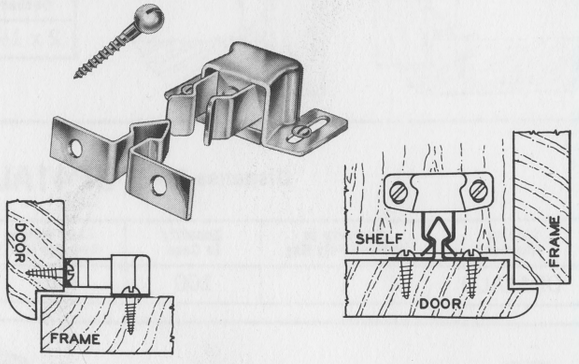

CD34K Visual pack, with screws, steel – Bright zinc plated

Catalog Number	Quantity in Pack	Packs in Box	Packs in Case	Case Weight (lbs.)
CD34K	1 ea.	5	100	10

For these and other visually packed items see pages 227 to 259

DP34K Dispensa-Pac

Catalog Number	Quantity in Printed Poly Bag	Quantity in Case	Case Weight Average (lbs.)
DP34K	1	100	6

BULLET CATCH

30 Brass – Bright

- Brass case with steel strike and plunger
- Tapered case assures secure installation

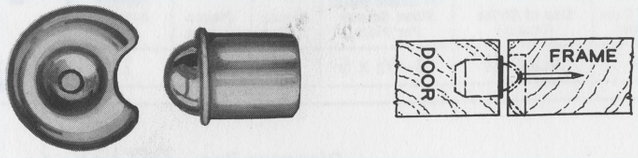

Outside Diameter of Shell (inches)	Depth of Bore (inches)	Diameter of Strike (inches)	Pieces in Box	Pieces in Case	Case Weight Average (lbs.)
⅜	½	⅝	100	2500	33

Packaged with 1 – ⅝ x 18 barbed nail

ELBOW CATCH

36 Steel – Bright nickel plated, with screws

- A positive catch for the inactive door of a pair of doors
- Elongated screw hole in the strike permits easy adjustment

Catch (inches)	Strike (inches)	Quantity and Size of Round Head Wood Screws Per Piece	Pieces in Box	Pieces in Case	Case Weight Average (lbs.)
⅝ x 1¼	7⁄₁₆ x 1³⁄₃₂	3–½ x 5 1–½x15 F. H. Nail	25	300	14

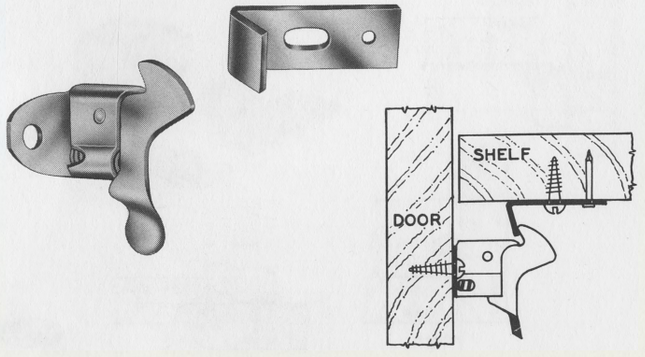

CABINET HINGES

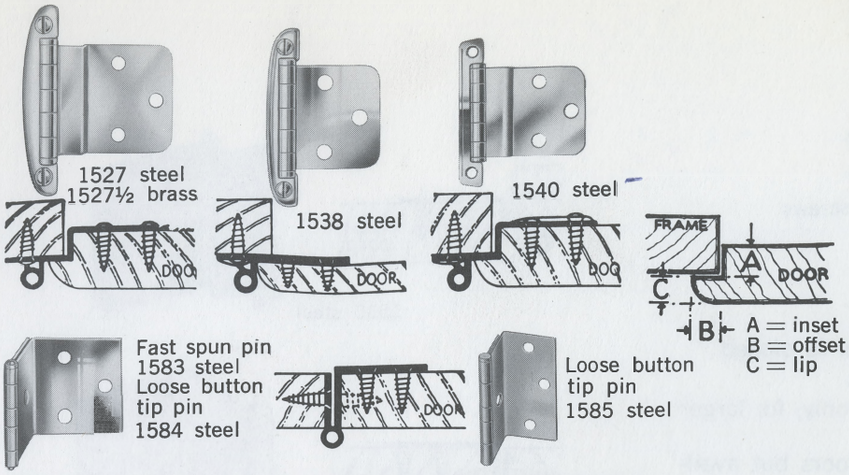

FOR LIPPED OR FLUSH DOORS

Steel – Popular finishes, with screws — **1527**

Brass – Popular finishes, with screws — **1527½**

Steel – Popular finishes, with screws — **1538, 1540, 1583, 1584, 1585**

Number	Size, Length of Jamb Leaf (inches)	Gauge of Metal	Quantity and Size of Wood Screws Per Pair	Pair in Box	Pair in Case	Case Weight Average (lbs.) Steel	Brass
1527, 1527½	2⅝	.050	10–⅝x5 O.H.	25	100	19	21
1538	2⅝	.050	4–⅝x5 O.H.*	25	100	15	..
1540	2½	.050	10–⅝x5 O.H.	25	100	19	..
1583	1½	.055	12–⅝x6 F.H.	25	100	21	..
1583	2½	.062	14–⅝x8 F.H.	10	100	39	..
1584	1½	.055	12–⅝x6 F.H.	25	100	21	..
1585	2½	.074	14–⅝x8 F.H.	10	100	48	..

*Above for jamb leaf; 6–⅜ x 6 sheet metal screws for door leaf
On 1527, 1527½, 1540 specify size and inset
On 1583, 1584, 1585 specify size and door thickness

- With raised barrel to permit door to open 180°
- 1527, 1527½ and 1540 regularly furnished for ¾" lipped doors with ⅜" inset; also available with ¾" inset
- 1538 for ⅜" lipped doors with no inset
- 1583 and 1584 types made regularly for ¾" flush doors. Available on order for 1⅛" thick doors
- 1585 regularly made for ¾", 1" and 1⅛" thick doors

Finishes described on page 35

POLY PACK On numbers 1527, 1527½, 1538, 1540, 1583, 1584 and 1585

Catalog Number	Quantity in Pack	Packs in Box	Packs in Case	Case Weight (lbs.)
CD1527CM	1 pr.	10	50	12
CD1527D4	1 pr.	10	50	12
CD1527K	1 pr.	5	100	22

Visual pack, with screws, steel – Satin copper, chromium or bright zinc plated — **CD1527**

For these and other visually packed items see pages 227 to 259

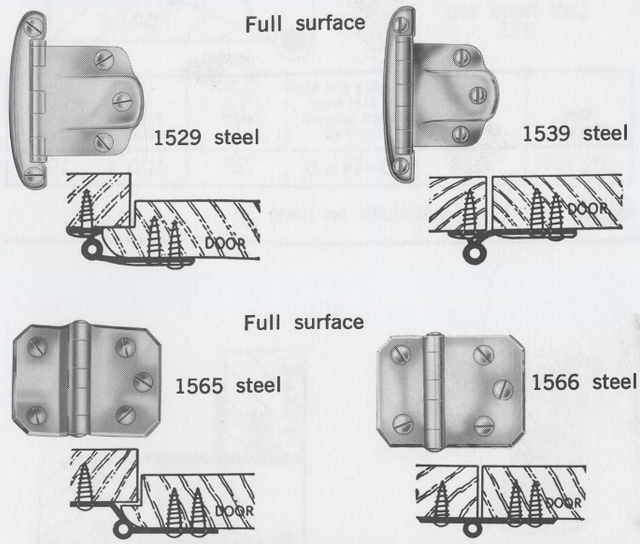

FOR LIPPED OR FLUSH DOORS

Steel – Popular finishes, with screws — **1529, 1565, 1539, 1566**

- Available in popular finishes
- 1529 and 1539 made with a raised barrel to permit doors to open to 180°
- 1529 and 1565 furnished for doors with ⅜" lip
- 1539 and 1566 for flush doors

Number	Size, Length of Jamb Leaf (inches)	Gauge of Metal	Quantity and Size of Oval Head Wood Screws Per Pair	Pair in Box	Pair in Case	Case Weight Average (lbs.)
1529	2⅝	.050	10–⅝x5	25	100	14
1539	2⅝	.050	10–⅝x5	25	100	15
1565	1½	.062	10–⅝x5	25	100	17
1566	1½	.062	10–⅝x5	25	100	16

Finishes described on page 35

POLY PACK On numbers 1529, 1539, 1565 and 1566

Catalog Number	Quantity in Pack	Packs in Box	Packs in Case	Case Weight (lbs.)
CD1529K	1 pr.	5	100	18
CD1539K	1 pr.	5	100	17

Visual pack, with screws, steel – Bright zinc plated — **CD1529K, CD1539K**

For these and other visually packed items see pages 227 to 259

CABINET HINGES

FOR LIPPED OR FLUSH DOORS

1535
1544
1545 } **Steel – Plated finishes, with screws**

- Made of wrought steel
- Furnished in all popular finishes
- Both leaves are concealed when door is closed
- Only the barrel or barrel cover shows
- 1535 for lipped doors with 3/8" inset only; for larger insets use 1545
- 1544 made standard for 3/4" flush doors but available for flush doors 1 1/8" in thickness
- 1545 made standard for lipped doors with 3/8" inset; available with 3/4" inset
- 1544 and 1545 have barrel covers made of satin aluminum (specify ALD) or wrought brass (specify finish)
- Inner leaves are steel, finished to harmonize with barrel covers

Number	Size, Length of Jamb Leaf (inches)	Gauge of Metal	Quantity and Size of Flat Head Wood Screws Per Pair	Pair in Box	Pair in Case	Case Weight Average (lbs.)
1535	1 3/4	.050	10–5/8 x 5	25	100	23
1544	2	.062	12–5/8 x 6	25	100	33
1545	2	.062	10–5/8 x 6	25	100	33

POLY PACK On numbers 1535, 1544 and 1545

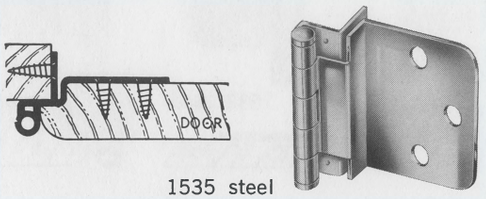

1535 steel

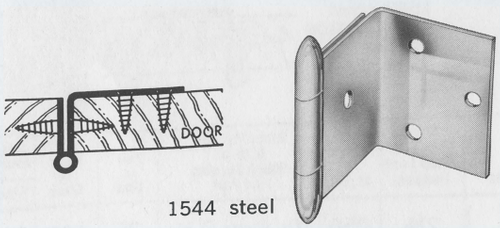

1544 steel

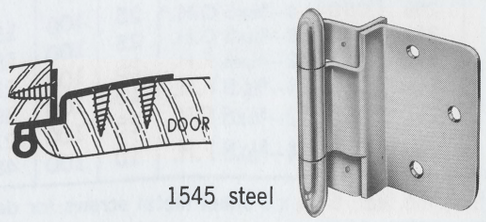

1545 steel

Finishes described on page 35
On 1545 . . . specify inset

CABINET PIVOT HINGES FOR FLUSH OR OVERLAY DOORS

333 **Steel – Plated finishes or prime coated for painting, with screws**

- Available in popular finishes
- Made of wrought steel for 3/4" flush doors that completely overlap the frame
- No vertical stile is required
- Only the pivot shows when door is closed
- Spotting points permit quick, accurate installation



Left hand top
333

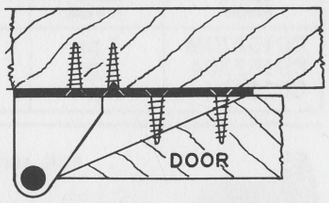

Size (inches)	Gauge of Metal	Quantity and Size of Flat Head Wood Screws Per Pair	Pair in Box	Pair in Case	Case Weight Average (lbs.)
1 3/16 x 1	.074	8–5/8 x 6	25	100	19

POLY PACK Finishes described on page 35

334 **Steel – Plated finishes or prime coated for painting, with screws**

- Available in popular finishes
- Made of wrought steel for 3/4" flush doors that completely overlap the frame
- No horizontal stile is required
- Only the pivot shows when door is closed
- Spotting points permit quick, accurate installation



Left hand top
334

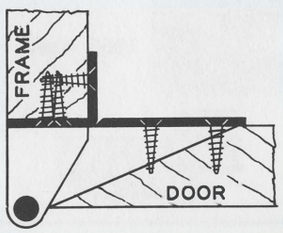

Size (inches)	Gauge of Metal	Quantity and Size of Flat Head Wood Screws Per Pair	Pair in Box	Pair in Case	Case Weight Average (lbs.)
3/4 x 1 13/16	.074	10–5/8 x 6	25	100	22

POLY PACK Finishes described on page 35

CABINET HINGES



Broad — loose pin

Wrought steel — Planished and plated or bonderized and prime coated for painting **289**

Wrought brass or bronze — Finely finished **189**

- For doors of cabinets, bookcases, china closets, etc.
- Brass and bronze hinges have non-ferrous metal pins

Size, Open (inches)	Gauge of Metal	Quantity and Size of Wood Screws Per Pair	Pair in Box with Screws	Pair in Case	Case Weight Average (lbs.)	
					189	289
2 x2	.062	8–¾x6	5	100	25	22
2½x2	.062	12–¾x6	5	100	31	27
2½x2½	.062	12–¾x6	5	100	35	32
3 x2½	.074	12–¾x7	5	100	52	46
3 x3	.074	12–¾x7	5	100	60	53

Finishes described on page 35

POLY PACK On 289

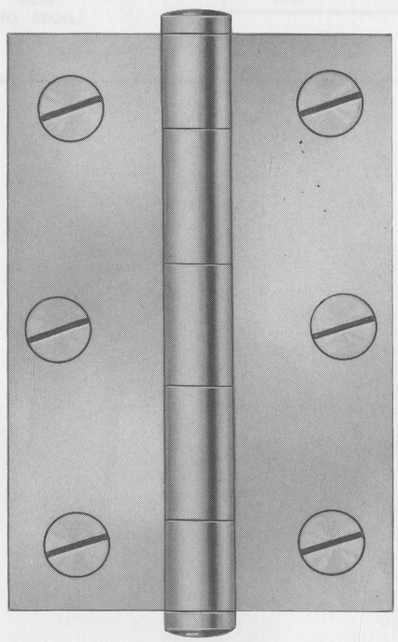

Narrow — loose pin

Wrought steel — Planished and plated or bonderized and prime coated for painting **295**

Wrought brass or bronze — Finely finished **195**

- For doors of cabinets, bookcases, china closets, etc.
- Brass and bronze hinges have non-ferrous metal pins

Size, Length of Joint (inches)	Width Open (inches)	Gauge of Metal	Quantity and Size of Wood Screws Per Pair	Pair in Box with Screws	Pair in Case	Case Weight Average (lbs.)	
						195	295
*1½	1⅜	.050	8–⅝x5	5	200	23	21
2	1⅝	.062	8–¾x6	5	100	20	19
2½	1 11/16	.062	12–¾x6	5	100	27	25
3	2	.074	12–¾x7	5	100	43	39

*Size 1½" has three knuckles

Finishes described on page 35

POLY PACK On 295

Visual pack, with screws, steel — Satin brass plated **CD295F**

Catalog Number	Quantity in Pack	Packs in Box	Packs in Case	Case Weight (lbs.)
CD295F – 2"	1 pr.	5	100	22
CD295F – 2½"	1 pr.	5	100	28
CD295F – 3"	1 pr.	5	100	43

For these and other visually packed items see pages 227 to 259

STANLEY

CABINET HINGES

LIGHT NARROW

284 } **Wrought steel –**
286 } **Planished and plated**

- Made with five knuckles, except 1" and 1½" which have three knuckles
- For plain steel hinges see number 838 fast pin or number 840 loose pin on page 121



284
Fast pin



286
Loose pin

Size, Length of Joint (inches)	Width Open (inches)	Gauge of Metal	Quantity and Size of Wood Screws Per Pair	Pair in Box with Screws	Pair in Case	Case Weight Average (lbs.)
1	1	.050	8 – ½ x 3	10	300	16
1½	1⅜	.050	8 – ⅝ x 5	10	300	29
2	1⅞	.062	8 – ¾ x 6	10	300	50
2½	1¹⅞	.062	12 – ¾ x 6	10	300	70
3	2	.074	12 – ¾ x 7	10	100	38

Finishes described on page 35

OLIVE KNUCKLE

201 **Steel – Highly polished and plated or bonderized and prime coated for painting**

100 **Forged brass – Highly polished and finely finished**

- For cabinets, china closets, wardrobes, etc.
- Steel hinges are highly polished and buffed, then plated to insure a fine durable finish



When door is closed only knuckle is visible

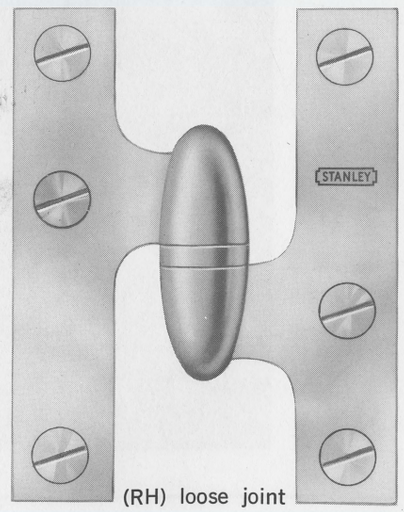

(RH) loose joint

Size, Length (inches)	Gauge of Metal	Width Open (inches)	Width of Leaves (inches)	Maximum Clearance Between Door (180° Open Position) and Jamb (inches)	Quantity and Size of Wood Screws Per Pair	Pair in Box with Screws	Weight per Pair (lbs.)
3	.134	2⅝	⅝	3/16	12 – ⅞ x 8	1	.53

Specify hand (see index)
Finishes described on page 35

CABINET HINGES

ORNAMENTAL CABINET HINGES

Steel – Popular finishes, with screws **1474 1475 1478 1484**



Fast spun pin
1475

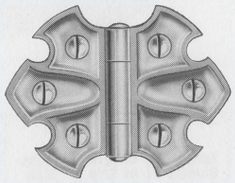

Fast spun pin
1478

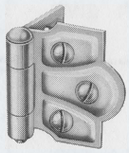

Loose pin
1474

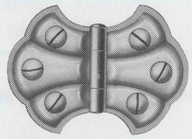

Fast spun pin
1484

Number	Size, Length of Joint (inches)	Width Open (inches)	Width of Jamb Leaf (inches)	Width of Door Leaf (inches)	Quantity and Size of Wood Screws Per Pair	Pair in Box	Pair in Case	Case Weight Average (lbs.)
1474	1½	. . .	¾	1 3/16	10–⅝ x 5 O.H.-F.H.	10	300	49
1475	1½	2½	. .	. . .	12–⅝ x 5 O.H.	10	300	61
1475	2	3	. .	. . .	12–¾ x 7 O.H.	10	150	50
1478	1½	2½	. .	. . .	12–⅝ x 5 O.H.	10	300	56
1484	⅞	1 15/16	. .	. . .	12–⅝ x 4 O.H.	. .	. . .	. .

Specify size on 1474, 1475 — POLY PACK — On numbers 1474, 1475 and 1478 — Finishes described on page 35

Catalog Number	Quantity in Pack	Packs in Box	Packs in Case	Case Weight (lbs.)
CD1475F–1½"	1 pr.	5	100	23
CD1478F	1 pr.	5	100	21
CD1484F	1 pr.	5	100	10

Visual pack, with screws, steel – Satin brass finish **CD1475F CD1478F CD1484F**

For these and other visually packed items see pages 227 to 259

ORNAMENTAL CABINET HINGES

Steel – Popular finishes, with screws **343**

Steel – Popular finishes, with screws **1431 1490**

Spring hinges

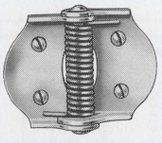

343 steel
1¼" design

Spring hinges



343 steel
2" design

Fast spun pin

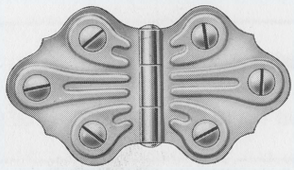

1431 steel

Fast spun pin

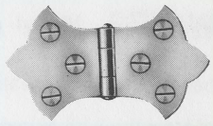

1490 steel

Number	Size, Length of Joint (inches)	Width Open (inches)	Quantity and Size of Wood Screws Per Pair	Pair in Box	Pair in Case	Case Weight Average (lbs.)
343	1¼	1 3/16	8 – ½ x 5 R.H.	10	300	31
343	2	1¾	12 – ⅝ x 6 R.H.	10	300	60
1431	1¼	3	12 – ⅝ x 5 O.H.	10	300	46
1490	¾	2 3/16	12 – ⅝ x 4 F.H.	10	300	21
1490	1	3 1/16	12 – ⅝ x 5 F.H.	10	300	39

Specify size on 343, 1490 — POLY PACK — On numbers 343, 1431 and 1490 — Finishes described on page 35

PULLS AND BAR LATCH

PULL

W1274 Steel – Rustic iron, dead black (J1) or antique copper (D3), with screws



- For doors or drawers
- Made of wrought steel
- Dead black pulls are first bonderized, forming a strong bond between the metal and final finish
- Furnished with pyramid head screws which give the appearance of hand-made nails

Class Number	Length Overall (inches)	Length of Grip (inches)	Projection (inches)	Quantity and Size of Pyramid Head Wood Screws Per Piece	Pieces in Box	Pieces in Case	Case Weight Average (lbs.)
W1274	4¾	2¼	¾	2–⅝x5	25	100	8

CDW1274 Visual pack, with screws, steel

Catalog Number	Quantity in Pack	Packs in Box	Packs in Case	Case Weight (lbs.)
CDW1274J1	1 ea.	10	50	6
CDW1274D3	1 ea.	10	50	6

For these and other visually packed items see pages 227 to 259

KNOB PULL

W4289 Pressure cast – Hammered effect, dead black (J1) or antique copper (D3), with screws

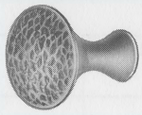

- For cabinet doors or drawers ¾″ to ⅞″ thick
- Made of pressure cast zinc alloy

Size Diameter (inches)	Projection (inches)	Quantity and Size of Trimit Head Machine Screws	Pieces in Box	Pieces in Case	Case Wt. Av.(lbs.)
1¼	⅞	1–1 x 8-32	25	100	9

CDW4289 Visual pack, with screws

Catalog Number	Quantity in Pack	Packs in Box	Packs in Case	Case Weight (lbs.)
CDW4289 J1–1¼″	1 ea.	10	50	6
CDW4289 D3–1¼″	1 ea.	10	50	6

For these and other visually packed items see pages 227 to 259

KNOB PULL

W4476 Steel – Rustic iron, dead black (J1) or antique copper (D3), with screws



- For cabinet doors or drawers ¾″ to 1⅛″ thick
- Made of wrought steel
- Dead black pulls are first bonderized, forming a strong bond between the metal and final finish
- Furnished with a trimit head break-off machine screw which holds the knob tightly against the wood

Size, Diameter (inches)	Projection (inches)	Quantity and Size of T.H. Break-off Machine Screws	Pieces in Box	Pieces in Case	Case Weight Average (lbs.)
1⅛	1	1–1¼ x 8-32	25	100	11

CDW4476 Visual pack, with screws

Catalog Number	Quantity in Pack	Packs in Box	Packs in Case	Case Wt. (lbs.)
CDW4476J1–1⅛″	1 ea.	5	100	15
CDW4476D3–1⅛″	1 ea.	5	100	15

For these and other visually packed items see pages 227 to 259

BAR LATCH

W1124½ Steel – Rustic iron, dead black (J1) or antique copper (D3), with screws



- For doors of cabinets, cupboards and china closets
- Made of wrought steel
- Dead black hinges are first bonderized, forming a strong bond between the metal and final finish
- Regularly furnished for flush doors; also available with ⅜″ offset for lipped doors. Furnished with pyramid head screws which give the appearance of hand-made nails

Size (inches)	Width of Plate (inches)	Length of Bar (inches)	Gauge of Metal	Quantity and Size of Pyramid Head Wood Screws Per Piece	Pieces in Box	Pieces in Case	Case Weight Average (lbs.
3	⅝	2½	.062	4–⅝x5	25	100	15

RUSTIC IRON HINGES



H HINGE

Wrought steel – Rustic iron, dead black (J1) or antique copper (D3), with screws { **W856** **W856⅜**

- Reversible for full surface application on flush or ⅜" lipped cabinet doors
- Dead black hinges are first bonderized, forming a strong bond between the metal and final finish
- Furnished with pyramid head screws which give the appearance of hand-made nails

Size (inches)	Width Open (inches)	Gauge of Metal	Quantity and Size of Pyramid Head Wood Screws Per Pair	Pair in Box	Pair in Case	Case Weight Average (lbs.)
3	1 1/16	.062	8–⅝ x 5	25	100	20

POLY PACK On numbers W856 and W856⅜

Catalog Number	Quantity in Pack	Packs in Box	Packs in Case	Case Weight (lbs.)
CDW856 J1–3"	1 pr.	10	50	12
CDW856 D3–3"	1 pr.	10	50	12
CDW856⅜ J1–3"	1 pr.	10	50	13
CDW856⅜ D3–3"	1 pr.	10	50	13

Visual pack, with screws { **CDW856** **CDW856⅜**

For these and other visually packed items see pages 227 to 259

H AND H-L HINGES

Steel – Rustic iron, dead black (J1), or antique copper (D3), with screws { **W857** **W857⅜** **W858** **W858⅜**

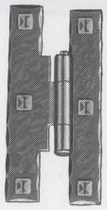

W857
(flush)
(⅜" lip)



W858
(flush)
(⅜" lip)

Right hand top or left hand bottom hinge

- Wrought steel. For doors in residences. The smaller sizes are recommended for cabinets, cupboards and china closets
- Doors must fit flush with the casing
- Dead black hinges are first bonderized, forming a strong bond between the metal and final finish
- The slender leaves, gauge of metal and size of knuckle follow the proportions of original patterns
- Furnished with pyramid head screws which give the appearance of hand-made nails
- W857⅜ and W858⅜ made only in size 3"
- When ordered in pairs, H-L hinges are reversible. When ordered singly specify hand desired and whether top or bottom hinge
- The 7" size has loose pin

Size, Length (inches)	Width Open (inches) W857	Width Open (inches) W858	Width of Leaves (inches)	Width Between Leaves (inches)	Gauge of Metal	Quantity and Size of Pyramid Head Wood Screws Per Pair W857	Quantity and Size of Pyramid Head Wood Screws Per Pair W858	Pair in Box	Pair in Case	Case Weight Average (lbs.) W857	Case Weight Average (lbs.) W857⅜	Case Weight Average (lbs.) W858	Case Weight Average (lbs.) W858⅜
3	1⅝	3 3/16	½	⅝	.062	8– ⅝x5	10– ⅝x5	25	100	21	22	25	26
7	2½	6 1/16	⅞	¾	.092	16–1 x8	20–1 x8	5	25	25	..	38	..

POLY PACK 3" size only on all Nos. and 7" size on W857 only

Visual pack, with screws { **CDW857** **CDW857⅜**

Catalog Number	Quantity in Pack	Packs in Box	Packs in Case	Case Weight (lbs.)
CDW857J1–3"	1 pr.	5	100	25
CDW857D3–3"	1 pr.	5	100	25
CDW857⅜J1–3"	1 pr.	5	100	26
CDW857⅜D3–3"	1 pr.	5	100	26

For these and other visually packed items see pages 227 to 259

Visual pack, with screws { **CDW858** **CDW858⅜**

Catalog Number	Quantity in Pack	Packs in Box	Packs in Case	Case Weight (lbs.)
CDW858J1–3"	1 pr.	5	100	29
CDW858D3–3"	1 pr.	5	100	29
CDW858⅜J1–3"	1 pr.	5	100	30
CDW858⅜D3–3"	1 pr.	5	100	30

For these and other visually packed items see pages 227 to 259

RUSTIC IRON HINGES

SEMI-CONCEALED HINGE

W555 **Steel – Rustic iron, dead black (J1) or antique copper (D3), with screws**

- Wrought steel. For semi-concealed application
- Dead black hinges are first bonderized, forming a strong bond between the metal and final finish
- Furnished for ¾" doors with ⅜" inset
- Furnished with pyramid head screws, for jamb leaf, which give the appearance of hand-made nails. Door leaf furnished with oval head screws

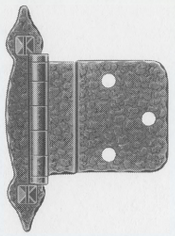

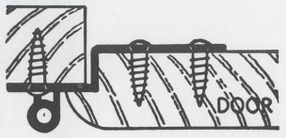

Length of Jamb Leaf (inches)	Quantity and Size of Wood Screws Per Pair		Pair in Box	Pair in Case	Case Weight Average (lbs.)
	Jamb Leaf	Door Leaf			
3	4–⅝x5 P.H.	6–⅝x5 O.H.	25	100	20

POLY PACK

CDW555 **Visual pack, with screws**

For these and other visually packed items see pages 227 to 259

Catalog Number	Quantity in Pack	Packs in Box	Packs in Case	Case Weight (lbs.)
CDW555J1	1 pr.	10	50	12
CDW555D3	1 pr.	10	50	12

STRAP HINGE

W1858 (flush)
W1858⅜ (⅜" lip)
Steel – Rustic iron, dead black (J1) or antique copper (D3), with screws

- For doors and cabinets in residences; especially recommended for batten doors
- Can be applied either full surface or half surface
- For full surface application, doors must fit flush with the casing
- Sizes 6½" for ¾" to ⅞" cabinet doors
  Sizes 9" and 13" for ⅞" to 1⅛" doors
  Size 18" for 1⅜" doors
- Made of wrought steel, toughened and hardened by cold rolling
- The dead black hinges are first bonderized, forming a strong bond between the metal and final finish
- Furnished with both pyramid head and flat head screws for full surface or half surface application
- The pyramid head screws give the appearance of hand-made nails
- W1858⅜ made only in size 6½"

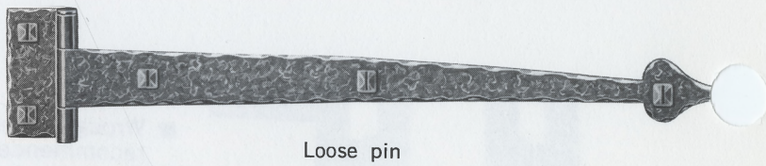

Loose pin

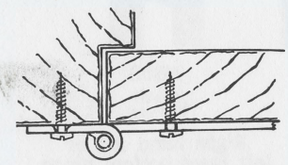

Full surface

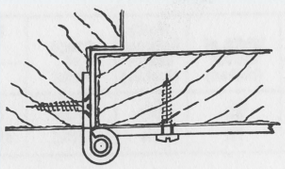

Half surface

Size, Length of Door Leaf (inches)	Length of Jamb Leaf (inches)	Width of Jamb Leaf (inches)	Width of Door Leaf at Joint (inches)	Gauge of Metal	Quantity and Size of Wood Screws Per Pair			Pair in Box	Pair in Case	Case Weight Average (lbs.)
					Door Leaf	Jamb Leaf				
					Pyramid Head	Pyramid Head for Full Surface	Flat Head for Half Surface			
6½	1¾	¾	13/16	.074	6– ⅝ x 5	4– ⅝ x 5	4–⅝ x 6	10	100	34
9	3	1⅛	1¼	.092	6– ⅞ x 9	6– ⅞ x 9	6–¾ x 8	1	50	48
13	3	1⅛	1½	.104	8– ⅞ x 9	6– ⅞ x 9	6–¾ x 8	1	25	38
18	3½	1½	1¾	.134	10–1¼ x 9	6–1¼ x 9	6–⅞ x 9	1	25	63

RUSTIC IRON THUMB LATCH



W1243



Reverse bevel box strike for W1243½



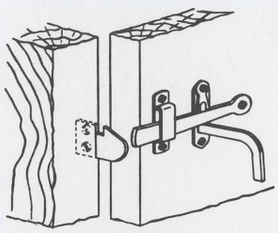

W1243
Inside view

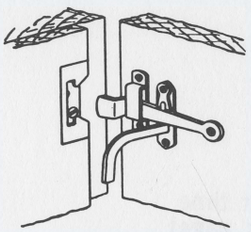

W1243½
Inside view

Steel – Rustic iron, dead black (J1) or antique copper (D3), with screws **W1243**

Steel – Rustic iron, dead black (J1) or antique copper (D3) with reverse bevel box strike, with screws **W1243½**

- Wrought steel, for interior residential doors
- The latch bar for W1243 and W1243½ is furnished with a special flanged bushing which prevents the bar from binding regardless of how tightly the screw is driven
- W1243½ is furnished with reversible bevel box strike which permits application of the handle on the outside (or room side) of closet doors
- The dead black pulls and thumb latches are first bonderized, forming a strong bond between the metal and final finish
- Furnished with pyramid head screws which give the appearance of hand-made nails

Overall Length (inches)	Length of Grip (inches)	Length of Latch Bar (inches)		Projection (inches)	Quantity and Size of Pyramid Head Wood Screws Per Set	Sets in Box	Sets in Case	Case Weight Average (lbs.)	
		W1243	W1243½					W1243	W1243½
8¼	5½	4¼	3 15/16	1⅝	6 – ¾ x 9 1 – 1 x 12 2 – ⅝ x 5 2 – ⅞ x 9 F.H.	5	100	60	64

(At the present time
this is a blank page)

CONTINUOUS AND
UTILITY HINGES

PLAIN STEEL HINGES

EXTRA HEAVY FULL SURFACE HINGES

Steel – Plain **850**



Fast spun pin

- For window grilles, steel shutters, iron gates or for general utility heavy duty requirements
- Made of extra heavy wrought steel, not swaged, for surface application, with fast spun pins
- Furnished on order, at additional cost, with loose oval head pins
- Furnished on order, at additional cost, swaged for full mortise application, with screw holes, and with loose oval head pins
- Hinges as regularly furnished (not swaged) measure slightly less in width – see table
- All sizes have five knuckles

Ordering Size (inches)	Size Open (inches)	Gauge of Metal	Diameter of Pin	Pair in Box	Pair in Case	Case Weight Average (lbs.)
2 x2	1 29/32	.107	.207	5	100	37
2½x2½	2 3/8	.119	.263	5	100	65
3 x3	2 13/16	.130	.283	1	50	50
3½x3½	3 21/64	.146	.295	1	25	36
4 x4	3 27/32	.160	.331	1	25	51
4½x4½	4 5/16	.170	.359	1	20	55
5 x5	4 13/16	.180	.375	1	20	69
6 x6	5 3/4	.203	.437	1	10	57



Not swaged • For full surface application
See index for swaging

DROP LEAF HINGES

Wrought steel – Plain, without screws **810**



Flush riveted

- Hinges are swaged and the countersinking is on the outside of each leaf
- For drop leaf supports, see 1956 on page 222

Size, Length of Joint (inches)	Width Open (inches)	Width each Leaf (inches)		Gauge of Metal	Quantity and Size of Flat Head Wood Screws Per Pair	Pair in Box	Pair in Case	Case Weight Average (lbs.)
		Long	Short					
1	2 5/8	1½	1⅛	.075	12 – ¾ x 6	10	500	52
1⅛	2¾	1 5/16	1⅜	.075	12 – ¾ x 7	10	300	42
1¼	2⅞	1⅝	1¼	.075	12 – ¾ x 7	10	300	50
1½	3⅛	1¾	1⅜	.075	12 – ¾ x 8	10	200	43

LOOSE JOINT HINGES

Wrought steel – Plain, without screws **802**



Loose joint Right hand

- Right hand or left hand packed separately
- Specify hand (see index)

Size, Length of Joint (inches)	Width Open (inches)	Gauge of Metal	Quantity and Size of Flat Head Wood Screws Per Pair	Pair in Box	Pair in Case	Case Weight Average (lbs.)
2	1 11/16	.074	8–¾x7	10	200	38

NARROW & BACK FLAP HINGES



838
Fast spun pin



840
Loose pin

LIGHT NARROW HINGES

Steel – Plain or bright zinc plated, with fast pin, without screws **838**

Steel – Plain, with loose pin, without screws **840**

- Made of wrought steel . . . size 2″ and larger have five knuckles, small sizes have three
- For planished and plated hinges, see 284 and 286 on page 94
- Furnished on order, at additional cost, without holes; swaged or not swaged for metal work

Size, Length of Joint (inches)	Width Open (inches)	Gauge of Metal	Quantity and Size of Flat Head Wood Screws Per Pair	Pair in Box	Pair in Case	Case Weight Average (lbs.) 838 840
1	1	.050	8 – ½ x 3	10	600	26
1½	1⅜	.050	8 – ⅝ x 5	10	300	25
2	1⅞	.062	8 – ¾ x 6	10	300	46
2½	1 11/16	.062	12 – ¾ x 6	10	300	61
3	2	.074	12 – ¾ x 7	10	200	70
4	2⅞	.077	16 – ⅞ x 9	5	60	42

Class Number	Size, Length of Joint (inches)	Quantity in Pack	Packs in Box	Packs in Case	Case Weight (lbs.)
CD838K	1	1 pr.	5	100	7
CD838K	1½	1 pr.	5	100	12
CD838K	2	1 pr.	5	100	20
CD838K	2½	1 pr.	5	100	27
CD838K	3	1 pr.	5	100	42

Visual pack, with screws, steel – Bright zinc plated **CD838K**

For these and other visually packed items see pages 227 to 259

BACK FLAP HINGES



Fast spun pin

Steel – Plain or bright zinc plated, swaged, without screws **814**

- Made of wrought steel
- Furnished on order, at additional cost, without holes; swaged or not swaged

Size, Length of Joint (inches)	Width Open (inches)	Gauge of Metal	Quantity and Size of F.H. Wood Screws Per Pair	Pair in Box	Pair in Case	Case Weight Average (lbs.)
¾	2 13/16	.075	8–¾x6	10	500	51
1	2⅞	.075	12–¾x6	10	300	40
1¼	3¼	.075	12–¾x7	10	300	59
1½	3 11/16	.075	12–¾x8	10	200	50
1¾	4	.077	12–¾x8	10	200	67
2	4⅜	.077	12–¾x8	10	100	43

Class Number	Size	Quantity in Pack	Packs in Box	Packs in Case	Case Weight (lbs.)
CD814F	1½	1 pr.	5	100	33
CD814K	1½	1 pr.	5	100	33

Visual pack, with screws, steel – Satin brass or bright zinc plated **CD814**

For these and other visually packed items see pages 227 to 259

BACK FLAP HINGES

Steel – Plain, swaged, without screws **813**

- Made of wrought steel



Bent loose pin

Size, Length of Joint (inches)	Width Open (inches)	Gauge of Metal	Quantity and Size of Flat Head Wood Screws Per Pair	Pair in Box	Pair in Case	Case Weight Average (lbs.)
1½	3 11/16	.075	12–¾x8	10	200	49
1¾	4	.077	12–¾x8	10	100	34
2	4⅜	.077	12–¾x8	10	100	43

STANLEY

CONTINUOUS HINGES

STRONGER ■ NEATER ■ SAFER ■ PIANO-TYPE

FEATURES:

- Clean, trim appearance
- Prevents warping
- Adds extra strength
- Easy to apply

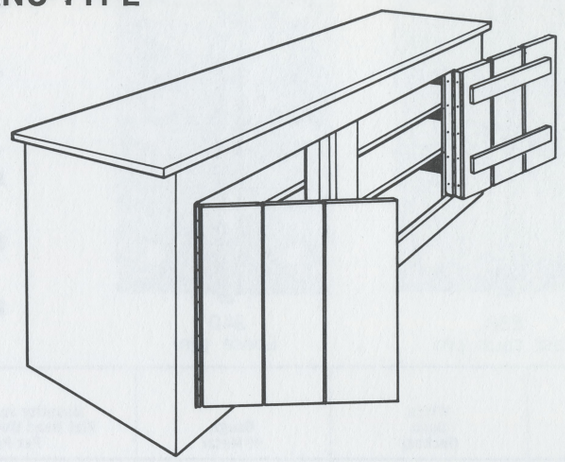

IDEAL FOR MANY REPAIR AND HOBBY PROJECTS

- Tool boxes
- Chests
- Cabinets
- Folding tables
- Louver doors



FOR BOATS

Use brass and aluminum hinges

- Hatches
- Lockers
- Doors
- Transoms
- Cupboards

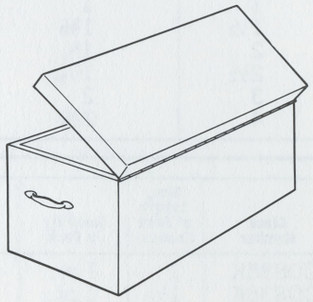

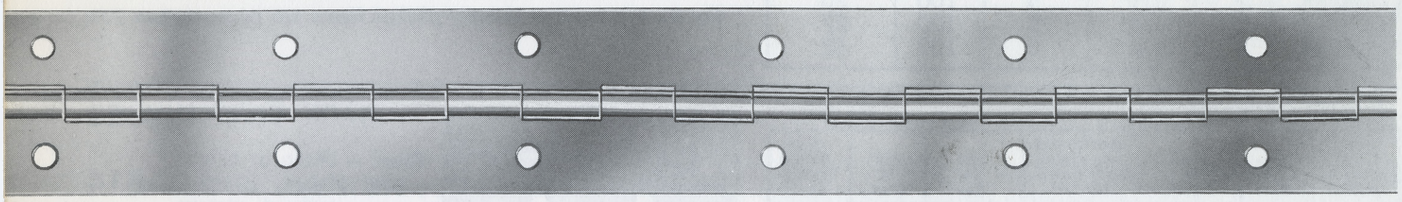

Sc311 — **Steel – Bright brass or bright nickel, with screws**

Sc311¼ — **Brass – Bright brass or bright chrome, with screws**

ScAL311¼ — **Aluminum alloy – Plain, with screws**

- Screws attached to each hinge with identifying pressure sensitive label for visible displays
- Wrought steel; brass or aluminum alloy – .045 gauge with .090 diameter pin of the same material as hinge
- Holes spaced 2″ apart and countersunk for No. 4 flat head wood screws
- When ordering: specify class number, finish, width and length; example, SC311N 1⅛″ x 30″



Medium gauge

STOCK SIZES AND FINISHES

Class Number	Size (inches) Width x Length	Stock Finishes	Pieces in Case	Case Weight Average (lbs.)
SC311	1⅛ x 30	C-N	5	3
	1⅛ x 48	C-N	5	6
	1⅛ x 72	C-N	5	9
	1½ x 30	C-N	5	5
	1½ x 48	C-N	5	7
	1½ x 72	C-N	5	11
SC311¼	1⅛ x 30	C-CM	5	4
	1⅛ x 48	C-CM	5	6
	1½ x 30	C-CM	5	5
	1½ x 48	C-CM	5	8
SCAL311¼	1⅛ x 30	plain finish	5	2
	1⅛ x 48	plain finish	5	3

For these and other visually packed items see pages 227 to 259

Finishes described on page 35

POLY PACK On numbers Sc311 and Sc311¼

CONTINUOUS HINGES

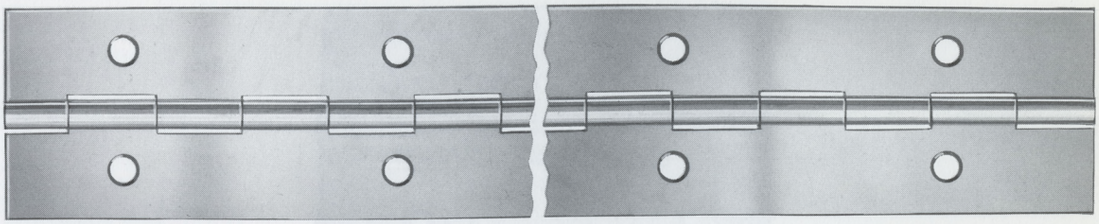

Medium gauge

- Wrought steel, brass, stainless steel or aluminum alloy .045 gauge with .090 diameter pin of the same material as hinge; steel hinges available on order with brass pins
- Holes spaced 2″ apart and countersunk for No. 4 flat head wood screws
- Plain unfinished hinges available without holes: prefix NH to class number, example NHAL311¼
- Sizes available:

  311, 311¼ — 1⅛″, 1¼″, 1½″, and 2″ wide by up to 84″ long

  AL311¼, STS311¼ — 1⅛″, 1¼″ and 1½″ wide by up to 84″ long
- When ordering: specify class number, finish, width and length. Example, 311¼N 1⅛″ x 48″
- Stock sizes and finishes listed below

Steel – Plated finishes, without screws **311**

Brass – Popular finishes, without screws **311¼**

Aluminum alloy – Plain, without screws **AL311¼**

Stainless steel – Plain, without screws **STS311¼**

Size (inches)	Stock Finishes				Pieces in Case	Average Weight Per 100 Feet			
Width x Length	311	311¼	AL311¼	STS311¼		311	311¼	AL311¼	STS311¼
1⅛ x 18	C-N	.....	.....	.....	10	25	25	10	21
1⅛ x 24	C-N	C-N-CM	.....	.....	10	25	25	10	21
1⅛ x 30	C-N	C-CM	.....	.....	10	25	25	10	21
1⅛ x 36	C-N	C	.....	.....	10	25	25	10	21
1⅛ x 48	C-N-CM	C-N-CM	.....	.....	10	25	25	10	21
1⅛ x 72	*PS-C-N-CM	C-N-CM	Plain finish	Plain finish	10	25	25	10	21
1¼ x 24	N	.....	.....	.....	10	28	28	11	24
1¼ x 36	C-N	C	.....	.....	10	28	28	11	24
1¼ x 48	*PS-C-N	C-N-CM	.....	.....	10	28	28	11	24
1¼ x 72	*PS-C-N-CM	C-N-CM	Plain finish	.....	10	28	28	11	24
1½ x 24	C	.....	.....	.....	10	32	33	12	28
1½ x 30	C-N	C-CM	.....	.....	10	32	33	12	28
1½ x 36	C-N	.....	.....	.....	10	32	33	12	28
1½ x 48	PS-C-N	C-N-CM	.....	.....	10	32	33	12	28
1½ x 72	*PS-C-N-CM	C-N-CM	Plain finish	.....	10	32	33	12	28
2 x 48	PS-N	.....	.....	.....	10	40	42	..	..
2 x 72	*PS-C-N	C	.....	.....	10	40	42	..	..

*This size and finish in stock without screw holes; prefix NH to class number

CONTINUOUS HINGES



Heavy gauge

314 **Steel – Plated finishes, without screws**

314¼ **Brass – Popular finishes, without screws**

AL314¼ **Aluminum alloy – Plain, without screws**

STS314¼ **Stainless steel – Plain, without screws**

- Wrought steel, brass, stainless steel, or aluminum .062 gauge with .128 diameter pin of the same material as hinge; steel hinges available on order with brass pins
- Holes spaced 2″ apart and countersunk for No. 6 flat head wood screws
- Plain unfinished hinges available without holes: prefix NH to class number; example, NH314
- Sizes available:
  314 – 1¼″, 1½″, 2″, 2½″, and 3″ wide by up to 84″ long
  314¼ – 2″ and 2½″ wide by up to 84″ long
  AL314¼ – 2″ wide only by up to 84″ long
  STS314¼ – 2″ wide only by up to 84″ long
- When ordering: specify class number, finish, width and length; example 314 PS 2″ x 72″
- Stock sizes and finishes listed below

Size (inches)	Stock Finishes				Average Weight Per 100 Feet			
Width x Length	314	314¼	STS314¼	AL314¼	314	314¼	STS314¼	AL314¼
1½ x 72	*PS	.....	.....	.....	45	..	..	..
2 x 72	*PS-C-N-CM	C-N-CM	*Plain	Plain	57	60	55	22
2½ x 72	*PS-C-N	C-N	.....	.....	67	72	..	..
3 x 72	*PS	.....	.....	.....	78	..	..	..

All hinges packed 10 pieces in a case
*This size and finish in stock without screw holes; prefix NH to class number

FOLDING DOOR HARDWARE

FOLDING DOOR HARDWARE

TYPICAL FOLDING DOOR INSTALLATIONS

TWO BI-FOLDING DOORS

SELECTIONS FOR RESIDENTIAL USE

Class Number	For Panel Thickness	For Panel Weight	Standard Opening Widths
2915	1⅛″ to 1⅜″	up to 30 lbs.	2′, 2′ 6″ or 3′
2983	¾″ to 1⅜″	up to 30 lbs.	2′, 2′ 6″ or 3′
2989	1″ to 1⅜″	up to 30 lbs.	2′, 2′ 6″ or 3′

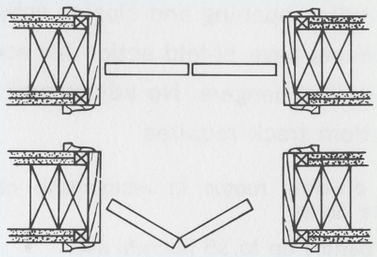

FOUR BI-FOLDING DOORS

SELECTIONS FOR RESIDENTIAL USE

Class Number	For Panel Thickness	For Panel Weight	Standard Opening Widths
2915	1⅛″ to 1⅜″	up to 30 lbs.	4′, 5′ or 6′
2983	¾″ to 1⅜″	up to 30 lbs.	4′, 5′ or 6′
2989	1″ to 1⅜″	up to 30 lbs.	4′, 5′ or 6′

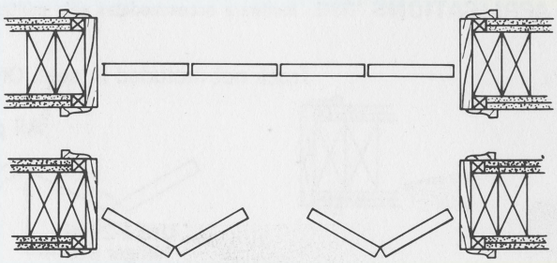

MULTIPLE FOLDING DOORS

SELECTIONS FOR RESIDENTIAL AND COMMERCIAL USE

2995 Series

For panels 1″ to 1¾″ thick, up to 35 lbs. each and up to 24″ wide. Multiple pairs of panels in a 12′ maximum span from each jamb. Maximum opening 24′ wide

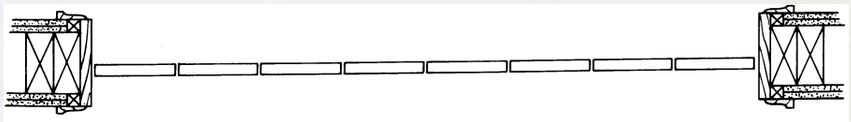

For arrangement as illustrated

Use 1 set 2995, 2 sets 2996 and T2997 track in 2′ or 4′ lengths to fit span

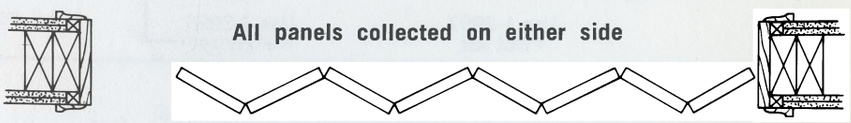

For arrangement as illustrated

Use 2 sets 2995 and T2997 track in 2′ or 4′ lengths to fit span



For arrangement as illustrated

Use 1 set 2995, 1 set 2996, 1 set 2997 and T2997 track in 2′ or 4′ lengths to fit span

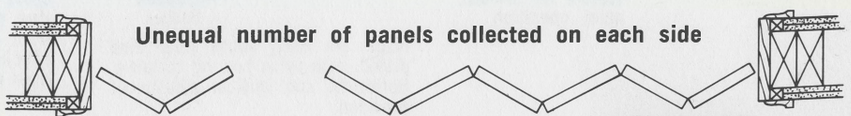

2995 FOLDING DOOR HARDWARE

2995 SERIES

MULTIPLE FOLDING DOOR HARDWARE FOR DOOR PANELS WEIGHING UP TO 35 LBS.

- Panels when closed, form rigid wall surface
- Non-binding opening and closing action
- End panels have bi-fold action for access way
- Self-leveling hangers. No adjustment necessary
- No bottom track required



For dividing rooms in residential, commercial and office areas

For panels up to 35 pounds each
1″ to 1¾″ thick
24″ maximum width
12′ maximum span from each jamb

APPLICATIONS NOTE: hardware accommodates only multiple pairs of panels to each jamb

Track not included in sets. Order separately in multiples of 2′ and 4′ lengths

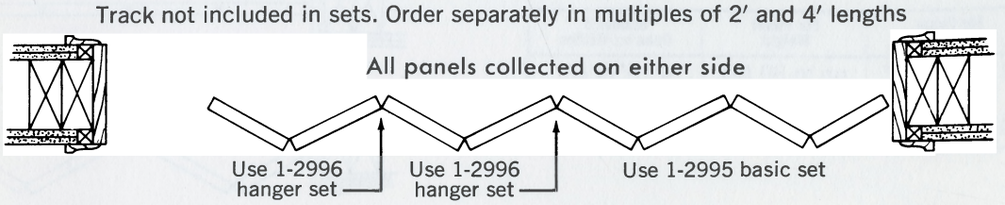





COMPONENT PARTS FOR 2995, 2996, 2997



No. T-2995
Track — aluminum extruded with anodized finish



No. 2995-1
Steel hangers, zinc plated with nylon rollers, self-leveling feature for smooth, quiet operation



No. 2995-3
Top pivot socket
No. 2995-4
Top pivot

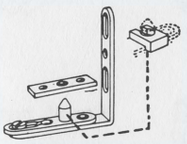

No. 2995-5
Bottom socket
No. 2995-6
Bottom pivot
No. 2995-7
Spacer

Pivots are heavy gauge steel, zinc plated, with nylon bearing surfaces. Horizontal and vertical adjustment provided

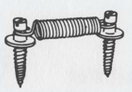

No. 2995-2
Spring and stud assembly
An aligner to keep doors rigid and in line when closed. Also keeps doors stacked tight in open position

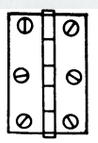

No. 2989-20
Mortise hinge loose pin

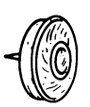

No. 2987-18
Wood pull set (furnished separately)

FOLDING DOOR HARDWARE 2995

2995 SERIES

MULTIPLE FOLDING DOOR HARDWARE

FOR DOOR PANELS WEIGHING UP TO 35 LBS.

TYPICAL CONDITIONS FOR APPLICATION

Dimensions for determining finished opening size and panel width

NOTE: allow additional clearance for carpet

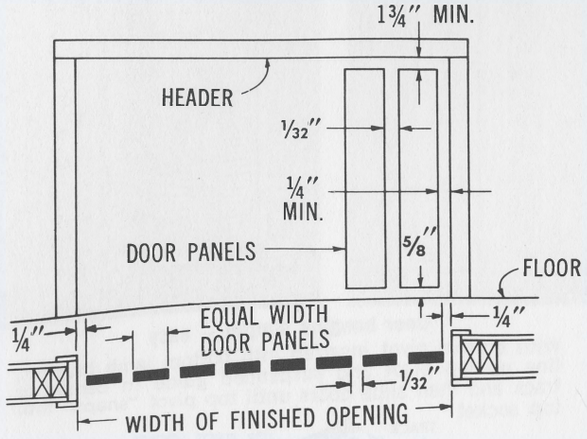

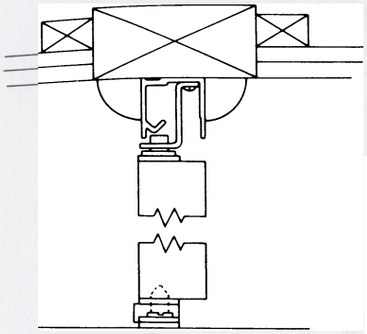

SURFACE APPLICATION ON CEILING

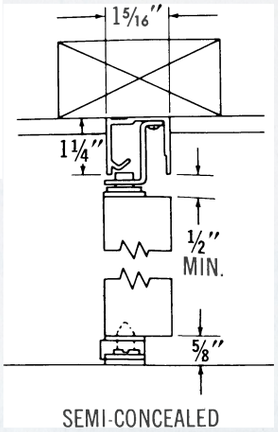

SEMI-CONCEALED APPLICATION ON CEILING

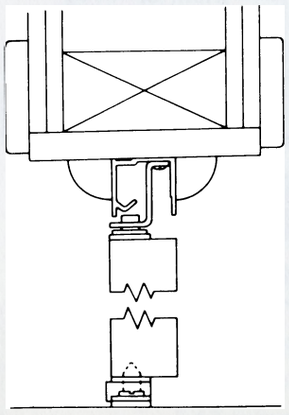

APPLICATION ON HEADER IN A WALL OPENING

No. 2995 BASIC SET

Hardware for 4 doors

TRACK NOT INCLUDED

		Quantity in Box	Quantity in Case	Case Wt. Av. lbs.
2 ea. hangers	2995-1			
2 sets springs and stud assembly	2995-2			
9 ea. hinges	2989-20			
1 ea. top pivot socket	2995-3	1 set	10 sets	22
1 ea. top pivot	2995-4			
1 ea. bottom socket	2995-5			
1 ea. bottom pivot	2995-6			
1 ea. nylon spacer	2995-7			

With screws and direction sheet

No. 2996 HANGER SET

1 set per pair of doors added to basic set

TRACK NOT INCLUDED

		Quantity in Box	Quantity in Case	Case Wt. Av. lbs.
1 ea. hanger	2995-1			
1 set spring and stud assembly	2995-2	1 set	10 sets	10
6 ea. hinges	2989-20			

With necessary screws

No. 2997 PIVOT SET

1 set per pair of doors

TRACK NOT INCLUDED

		Quantity in Box	Quantity in Case	Case Wt. Av. lbs.
1 ea. hanger	2995-1			
1 set springs and stud assembly	2995-2			
3 ea. hinges	2989-20			
1 ea. top pivot socket	2995-3	1 set	10 sets	11
1 ea. top pivot	2995-4			
1 ea. bottom socket	2995-5			
1 ea. bottom pivot	2995-6			
1 ea. nylon spacer	2995-7			

With necessary screws and direction sheet

No. T2995 TRACK

Use 2 or more pieces equal to opening width

		Quantity in Box	Quantity in Case	Case Wt. Av. lbs.
Order separately				
2′ section or 4′ section	2′ —	. . .	10 pcs.	7
	4′ —	. . .	10 pcs.	14

With necessary screws. When ordering specify lengths

No. 2987-18 PULL SET

1 set per pair of doors

	Quantity in Box	Quantity in Case	Case Wt. Av. lbs.
Order separately (Not packed with sets)	1 set	10 sets	3

SUGGESTED SPECIFICATIONS

Multiple pairs of folding doors shall be equipped with hardware as manufactured by The Stanley Works, New Britain, Connecticut for doors up to 24" wide by 1" to 1¾" thick weighing up to 35 lbs. each panel. Zinc plated hangers to have nylon rollers sliding in an extruded aluminum track. Hanger with self leveling feature for smooth, quiet operation. Heavy gauge bottom jamb pivot at end doors providing both vertical and lateral adjustment. No bottom track to be used. Stanley 2995 series

2915 FOLDING DOOR HARDWARE

PIVOT BI-FOLDING DOOR HARDWARE

FOR TWO AND FOUR DOOR PANELS WEIGHING UP TO 30 LBS.

2915 **Edge mounted hardware for passageway or closet doors. For bi-fold doors 1⅛″ to 1⅜″ in thickness**

- Doors easily hung with exclusive track socket
- Non-mortise hinges – easy to install. Unique barrel provides proper door spacing and eliminates hinge bind
- Nylon-metal contact at all moving points gives smooth, noise-free operation
- Decorative edge on both sides of track – eliminates need for trim

Opening Size	No. of Door Panels	Sets in Box*	Sets in Case	Case Weight Average (lbs.)
2′	2	1	10	14
2′6″	2	1	10	16
3′	2	1	10	17
4′	4	1	10	25
5′	4	1	10	25
6′	4	1	10	30

*Includes all parts, screws, nails and installation instructions
Specify set number and opening width



Door hanging simple – easy

With bottom pivot inserted into bottom jamb bracket, line up top pivot and suspended guide in center of track and then slide doors until top pivot "snaps" into top socket

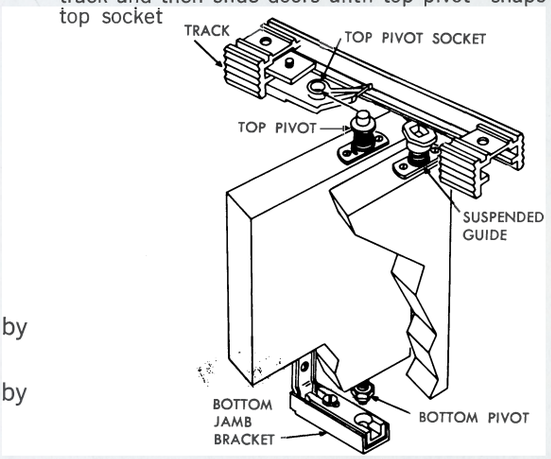

HOW TO FIGURE DOOR WIDTHS

FOR EXISTING FINISHED OPENINGS

FOR 4 DOOR SET . . . DIVIDE finished opening width by 4 and subtract 3⁄16″

FOR 2 DOOR SET . . . DIVIDE finished opening width by 2 and subtract ¼″

HOW TO FIGURE DOOR HEIGHT

FOR EXISTING FINISHED OPENINGS
2 OR 4 DOORS



NOTE: Allow additional clearance for carpeting.

CHECK FINISHED OPENING AND TRIM DOORS TO ALLOW CLEARANCES SHOWN

FOUR DOOR INSTALLATION

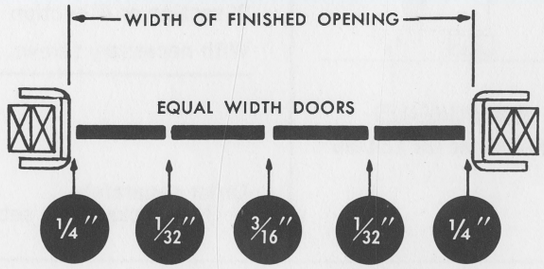

TWO DOOR INSTALLATION

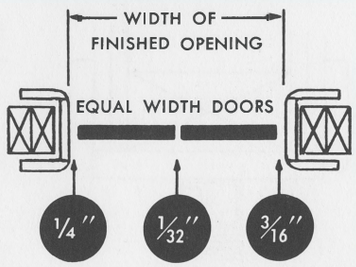

HOW TO FIGURE ROUGH OPENING DIMENSIONS

For 4 doors	Rough opening width = total width of doors plus 3″
	Rough opening height = height of doors plus 3¾″ (from sub floor)
For 2 doors	Rough opening width = total width of doors plus 2¾″
	Rough opening height = height of doors plus 3¾″ (from sub floor)

FOLDING DOOR HARDWARE 2915

COMPONENT PARTS FOR 2915 PIVOT BI-FOLDING DOOR HARDWARE

TYPICAL METHODS OF INSTALLING TRACK

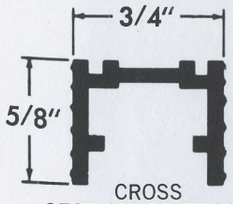

CROSS SECTION OF TRACK

FINISHED WOOD HEADER

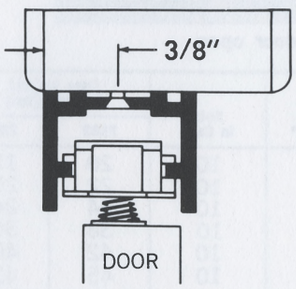

Track flush with front of opening

FINISHED WOOD HEADER

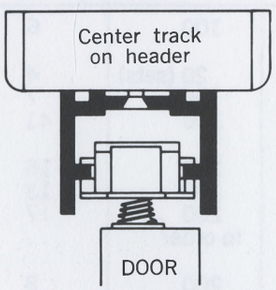

DRY WALL

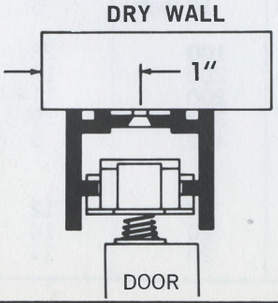

	NUMBER OF PARTS	
	2 DOOR SET*	4 DOOR SET*
T2915 TRACK (Aluminum)	1	2
2915-17 TOP PIVOT SOCKET (Nickel Finish)	1	2
2915-14 BOTTOM JAMB BRACKET (Nickel Finish)	1	2
2915-13 TOP PIVOT (Nickel Finish)	1	2
2915-12 BOTTOM PIVOT (Nickel Finish)	1	2
2915-19 SUSPENDED GUIDE (Nickel Finish)	1	2
2915-21 BUMPER (RUBBER)	1	2
2915-20 HINGE (Satin Brass Finish)	3	6
2980-15 WOOD KNOB	1	2
2980-14 DOOR ALIGNER SET (Zinc Plated)	—	1
2915-15 WRENCH (Zinc Plated)	1	1

*With screws, nails and installation instructions

SUGGESTED SPECIFICATIONS

Hardware for bi-fold doors shall be as manufactured by The Stanley Works, New Britain, Connecticut for doors 1⅛" to 1⅜" thick weighing up to 30 lbs. each panel. To include a jamb mounted pivot and a spring loaded non-binding guide sliding in an aluminum track with a decorative edge on both sides. All moving parts having nylon to metal bearing surfaces for smooth, noise-free operation. Stanley 2915

2983-2989 FOLDING DOOR HARDWARE

PIVOT BI-FOLDING DOOR HARDWARE FOR TWO AND FOUR DOOR PANELS WEIGHING UP TO 30 LBS.

2983 — **Face mounted hardware for closet doors. For bi-fold doors ¾″ to 1⅜″ in thickness**

2989 — **Edge mounted hardware for passageway or closet doors. For bi-fold doors 1″ to 1⅜″ in thickness**

- Door mounting, adjusting and removing a simple one man operation – performed in seconds
- Doors will operate smoothly even if out of alignment. Suspended guide pivot holds doors in track – even if out of square as much as one inch
- Doors quickly aligned in closed or open position with simple one-nut, one-wrench adjustment system
- For odd size openings it is only necessary to cut aluminum guide track
- Minimum clearance between door and jamb
- Nylon pivots for smooth, quiet operation

Set 2983 includes all parts with pull

Set 2989 includes all parts except pull

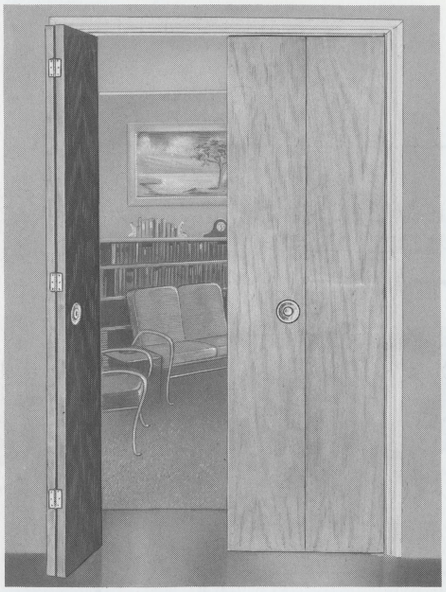

One door open

Opening Width	No. of Door Panels	Sets in Box*	Sets in Case	Case Weight Average (lbs.)	
				2983	2989
2′ 0″	2	1	10	20	19
2′ 6″	2	1	10	22	21
3′ 0″	2	1	10	24	24
4′ 0″	4	1	10	38	36
5′ 0″	4	1	10	42	40
6′ 0″	4	1	10	45	42

*With screws and installation instructions
Specify set number and opening width

COMPONENT PARTS FOR 2983 AND 2989

Class Number	Material – Finish	Used in Set Number	Pieces in Box	Pieces in Case	Case Weight Average (lbs.)
2820-5	steel – bright zinc plated	2983-2989	10	100	6
2980-14	steel – bright zinc plated	2983-2989	..	20 (sets)	4
2980-15	wood	2983	10	100	7
2980-17	steel – bright zinc plated	2983	60	300	41
2983-11	steel – bright zinc plated	2983	20	200	16
2983-12	steel – bright zinc plated	2983	20	200	13
2983-19	steel – bright zinc plated	2983	20	200	17
2983-25	steel – bright zinc or satin brass plated	accessory	..	to order	..
2987-12	steel – bright zinc plated	2989	20	200	8
2987-13	steel – bright zinc plated	2989	20	200	11
2987-18	wood	accessory	1 (set)	10 (sets)	3
2989-14	steel – bright zinc or satin brass plated	2983-2989	20	100	28
2989-17	steel – bright zinc plated	2983-2989	20	200	17
2989-19	steel – bright zinc plated	2989	20	200	11
2989-20	steel – satin brass plated	2989	60	300	39
2989-21	steel – bright zinc plated	2983-2989	40	400	5
T2989-24″	aluminum for 4′ opening use two 24″ lengths	2983-2989	..	20	12
T2989-30″	aluminum for 5′ opening use two 30″ lengths	2983-2989	..	20	14
T2989-36″	aluminum for 6′ opening use two 36″ lengths	2983-2989	..	20	17

Packed with screws

FOLDING DOOR HARDWARE 2983-2989

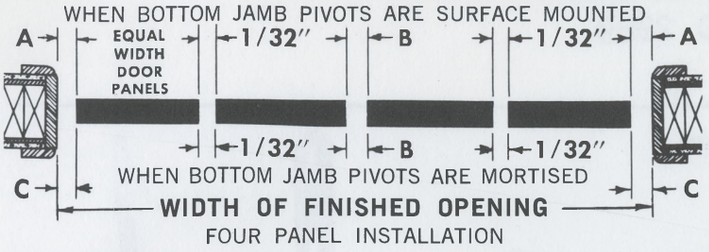

THE OPENING FOR 2983

Check finished opening dimensions and trim door panels to allow clearances shown

CLEARANCE FOR DOOR PANELS
FOUR AND TWO PANEL INSTALLATIONS

Panel Thickness	A	B	C
3/4"	1/4"	1/16"	1/8"
1 1/8"	7/16"	1/8"	5/16"
1 3/8"	9/16"	3/16"	7/16"

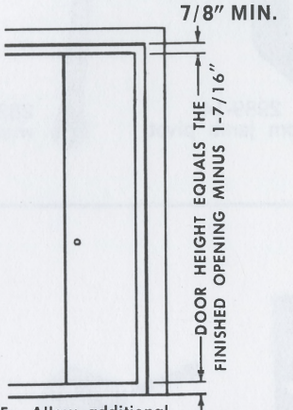

DOOR HEIGHT
FOUR OR TWO PANEL

HOW TO FIGURE PANEL WIDTHS

			Panel Thickness		
			3/4"	1 1/8"	1 3/8"
When bottom jamb pivot is surface mounted	panel width for 4 panel doors	DIVIDE finished opening width by 4 and SUBTRACT —	3/16"	1/4"	3/8"
	panel width for 2 panel doors	DIVIDE finished opening width by 2 and SUBTRACT —	3/16"	5/16"	3/8"
When bottom jamb pivot is mortised	For a minimum clearance between jamb and edge of door — MORTISE bottom jamb pivot and ADD 1/16" to panel widths given for "surface mounted pivots" (above)				

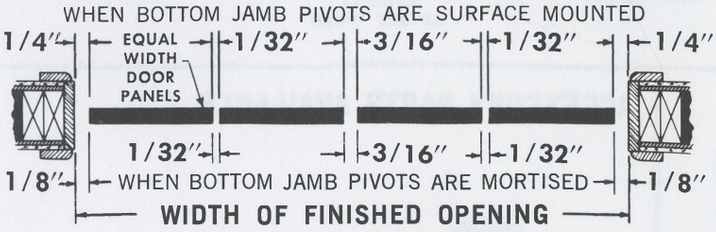

THE OPENING FOR 2989

Check finished opening dimensions and trim door panels to allow clearances shown

HOW TO FIGURE PANEL WIDTHS

When bottom jamb pivot is surface mounted	panel width for 4 panel doors	DIVIDE finished opening width by 4 and SUBTRACT 3/16"
	panel width for 2 panel doors	DIVIDE finished opening width by 2 and SUBTRACT 1/4"
When bottom jamb pivot is mortised	For a minimum clearance between jamb and edge of door — MORTISE bottom jamb pivot and ADD 1/16" to panel widths given for "surface mounted pivots" (above)	

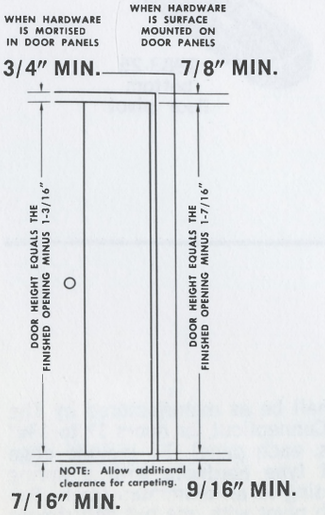

DOOR HEIGHT
FOUR OR TWO PANEL

TYPICAL METHODS OF INSTALLATION FOR 2983-2989 HARDWARE

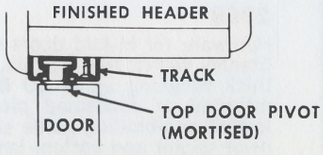

TRACK FLUSH WITH FRONT OF OPENING

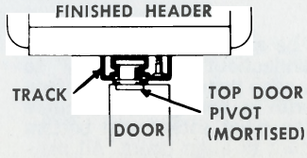

TRACK CENTERED ON FINISHED HEADER

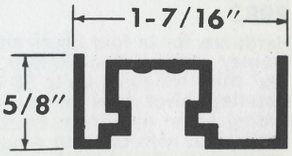

CROSS-SECTION OF TRACK

STANLEY

2983-2989 FOLDING DOOR HARDWARE

COMPONENT PARTS FOR 2983 AND 2989
PIVOT BI-FOLDING DOOR HARDWARE

PARTS COMMON TO BOTH 2983 AND 2989

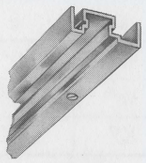
T2989
track


2989-17
top track
socket


2989-21
snugger
and stop


2980-14
door aligner

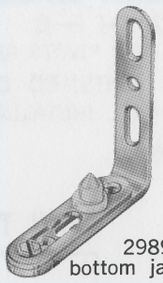
2989-14
bottom jamb pivot


2820-5
wrench

ADDITIONAL PARTS FOR 2983


2983-11
top door
pivot


2983-19
suspended
guide


2983-12
bottom
door socket


2980-17
surface hinge


2980-15
knob

ADDITIONAL PARTS FOR 2989

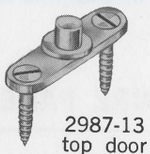
2987-13
top door
pivot


2989-20
mortise
hinge


2989-19
suspended
guide

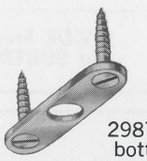
2987-12
bottom
door socket

ACCESSORY PARTS AVAILABLE


2987-18
wood pull set

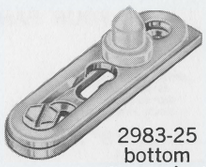
2983-25
bottom
floor pivot

SUGGESTED SPECIFICATIONS

2983

Hardware for bi-fold doors shall be as manufactured by The Stanley Works, New Britain, Connecticut for doors ¾" to 1⅜" thick weighing up to 30 lbs. each panel. To include face mounted pivot type hardware with a spring loaded guide sliding in an aluminum track. Top pivot socket and bottom jamb pivot with one nut adjustment to align doors. All moving parts having nylon to metal bearing surfaces for smooth, quiet operation. Stanley 2983

2989

Hardware for bi-fold doors shall be as manufactured by The Stanley Works, New Britain, Connecticut for doors 1" to 1⅜" thick weighing up to 30 lbs. each panel. To include edge mounted or concealed pivot type hardware with a spring loaded non-binding guide sliding in an aluminum track. Top pivot socket and bottom jamb pivot with one nut adjustment to align doors. All moving parts having nylon to metal bearing surfaces for smooth, quiet operation. Stanley 2989

SLIDING DOOR
HARDWARE

SLIDING DOOR HARDWARE

TYPICAL SLIDING DOOR INSTALLATIONS

	Class No. Selection	Track Type	Type of Hanger	Maximum Door Wt. Per Panel	Door Thickness	Headroom Clearance	Standard Opening Widths
OUTSIDE WALL INSTALLATIONS							
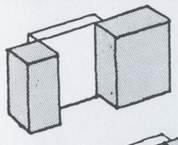 Single Door	2820	Steel	Top mounted – 1 wheel	60 lbs.	¾″ to 1¾″	1½″ to 2″	2′ to 3′
	2842 Components	Aluminum	Top mounted – 3 wheel	150 lbs.	1⅜″ and 1¾″	2″ to 2⅝″	2′ to 3′
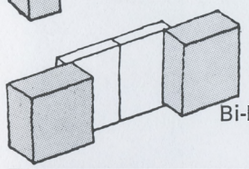 Bi-Parting Doors	2820 (2 sets)	Steel	Top mounted – 1 wheel	60 lbs.	¾″ to 1¾″	1½″ to 2″	4′ to 6′
	2842 Components	Aluminum	Top mounted – 3 wheel	150 lbs.	1⅜″ and 1¾″	2″ to 2⅝″	4′ to 6′
IN POCKET INSTALLATIONS							
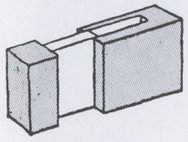 Single Door	2820	Steel	Top mounted – 1 wheel	60 lbs.	¾″ to 1¾″	1½″ to 2″	2′ to 3′
	2822	Aluminum	Top mounted – 1 wheel	75 lbs.	¾″ to 1¾″	.....	2′ to 3′
	2825	Steel	Top mounted – 1 wheel	80 lbs.	¾″ to 1¾″	.....	2′ to 3′
	2842 Components	Aluminum	Top mounted – 3 wheel	150 lbs.	1⅜″ and 1¾″	2″ to 2⅝″	2′ to 3′
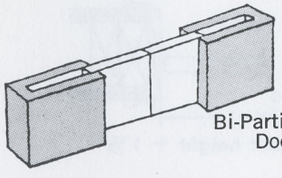 Bi-Parting Doors	2820 (2 sets)	Steel	Top mounted – 1 wheel	60 lbs.	¾″ to 1¾″	1½″ to 2″	4′ to 6′
	2822 (2 sets) with 2822-10	Aluminum	Top mounted – 1 wheel	75 lbs.	¾″ to 1¾″	.....	4′ to 6′
	2825 (2 sets) with 2825-5	Steel	Top mounted – 1 wheel	80 lbs.	¾″ to 1¾″	.....	4′ to 6′
	2842 Components	Aluminum	Top mounted – 3 wheel	150 lbs.	1⅜″ and 1¾″	2″ to 2⅝″	4′ to 6′
BY-PASSING DOOR INSTALLATIONS							
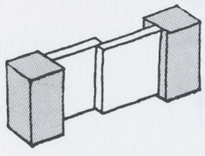 Two Doors	2800	Steel	Side mounted – 1 wheel	60 lbs.	¾″ and 1⅜″	1⅜″	4′, 5′, 6′, 8′
	2807	Aluminum	Side mounted – 1 wheel	60 lbs.	¾″ and 1⅜″	1⅜″	4′, 5′, 6′, 8′
	2808	Alum. with fascia	Side mounted – 1 wheel	60 lbs.	1⅜″	1⅜″	4′, 5′, 6′, 8′
	2818	Alum. with fascia	Side mounted – 2 wheel	60 lbs.	1⅜″	1⅛″	4′, 5′, 6′
	2819	Alum. with fascia	Side mounted – 1 wheel	60 lbs.	1⅜″	1⅛″	4′, 5′, 6′
	2840	Aluminum	Top mounted – 3 wheel	150 lbs.	1⅜″ and 1¾″	2″ to 2⅝″	4′, 5′, 6′
	2840 Components	Aluminum	Top mounted – 3 wheel	150 lbs.	1⅜″ and 1¾″	2″ to 2⅝″	4′ to 6′
	2850	Steel	Side mounted – 1 wheel	60 lbs.	¾″ and 1⅜″	1¼″	4′, 5′, 6′, 8′
	2857	Aluminum	Side mounted – 1 wheel	60 lbs.	¾″ and 1⅜″	1¼″	4′, 5′, 6′, 8′
	2858	Alum. with fascia	Side mounted – 1 wheel	60 lbs.	1⅜″	1¼″	4′, 5′, 6′
	2880	Steel	Side mounted – 1 wheel	60 lbs.	¾″ and 1⅜″	1¼″	4′, 5′, 6′, 8′
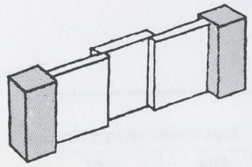 Three Doors	2802	Steel	Side mounted – 1 wheel	60 lbs.	¾″ and 1⅜″	1⅜″	8′
	2808 with 2803 and 4 – 2692-11	Alum. with fascia	Side mounted – 1 wheel	60 lbs.	1⅜″	1⅜″	6′, 8′
	2809	Aluminum	Side mounted – 1 wheel	60 lbs.	¾″ and 1⅜″	1⅜″	8′
	2840 Components	Aluminum	Top mounted – 3 wheel	150 lbs.	1⅜″ and 1¾″	2″ to 2⅝″	4′ to 9′
	2858-3D	Alum. with fascia	Side mounted – 1 wheel	60 lbs.	1⅜″	1¼″	8′
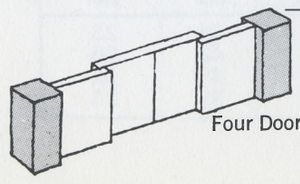 Four Doors	any 2 or 3 door set with additional hangers, guides and bumpers	(see two or three door listing above)	(see two or three door listing above)	60 lbs.	(see two or three door listing above)		4′, 5′, 6′, 8′
	2840 Components	Aluminum	Top mounted – 3 wheel	150 lbs.	1⅜″ and 1¾″	2″ to 2⅝″	4′ to 12′

SLIDING DOOR HARDWARE

TYPICAL SLIDING DOOR INSTALLATIONS

	Class No. Selection	Track Type	Type of Hanger	Maximum Door Wt. Per Panel	Door Thickness	Headroom Clearance	Standard Opening Widths
OUTSIDE WALL INSTALLATIONS							
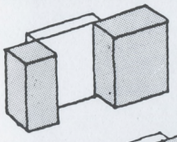 Single Door	2820 2842 Components	Steel Aluminum	Top mounted – 1 wheel Top mounted – 3 wheel	60 lbs. 150 lbs.	¾″ to 1¾″ 1⅜″ and 1¾″	1½″ to 2″ 2″ to 2⅝″	2′ to 3′ 2′ to 3′
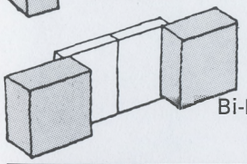 Bi-Parting Doors	2820 (2 sets) 2842 Components	Steel Aluminum	Top mounted – 1 wheel Top mounted – 3 wheel	60 lbs. 150 lbs.	¾″ to 1¾″ 1⅜″ and 1¾″	1½″ to 2″ 2″ to 2⅝″	4′ to 6′ 4′ to 6′
IN POCKET INSTALLATIONS							
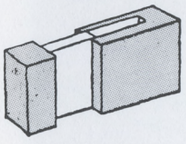 Single Door	2820 2822 2825 2842 Components	Steel Aluminum Steel Aluminum	Top mounted – 1 wheel Top mounted – 1 wheel Top mounted – 1 wheel Top mounted – 3 wheel	60 lbs. 75 lbs. 80 lbs. 150 lbs.	¾″ to 1¾″ ¾″ to 1¾″ ¾″ to 1¾″ 1⅜″ and 1¾″	1½″ to 2″ .... 2″ to 2⅝″	2′ to 3′ 2′ to 3′ 2′ to 3′ 2′ to 3′
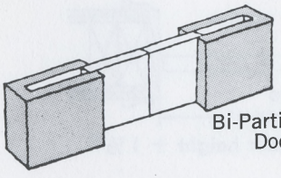 Bi-Parting Doors	2820 (2 sets) 2822 (2 sets) with 2822-10 2825 (2 sets) with 2825-5 2842 Components	Steel Aluminum Steel Aluminum	Top mounted – 1 wheel Top mounted – 1 wheel Top mounted – 1 wheel Top mounted – 3 wheel	60 lbs. 75 lbs. 80 lbs. 150 lbs.	¾″ to 1¾″ ¾″ to 1¾″ ¾″ to 1¾″ 1⅜″ and 1¾″	1½″ to 2″ .... 2″ to 2⅝″	4′ to 6′ 4′ to 6′ 4′ to 6′ 4′ to 6′
BY-PASSING DOOR INSTALLATIONS							
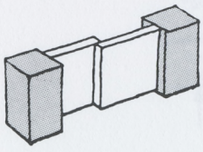 Two Doors	2800 2807 2808 2818 2819 2840 2840 Components 2850 2857 2858 2880	Steel Aluminum Alum. with fascia Alum. with fascia Alum. with fascia Aluminum Aluminum Steel Aluminum Alum. with fascia Steel	Side mounted – 1 wheel Side mounted – 1 wheel Side mounted – 1 wheel Side mounted – 2 wheel Side mounted – 1 wheel Top mounted – 3 wheel Top mounted – 3 wheel Side mounted – 1 wheel Side mounted – 1 wheel Side mounted – 1 wheel Side mounted – 1 wheel	60 lbs. 60 lbs. 60 lbs. 60 lbs. 60 lbs. 150 lbs. 150 lbs. 60 lbs. 60 lbs. 60 lbs. 60 lbs.	¾″ and 1⅜″ ¾″ and 1⅜″ 1⅜″ 1⅜″ 1⅜″ 1⅜″ and 1¾″ 1⅜″ and 1¾″ ¾″ and 1⅜″ ¾″ and 1⅜″ 1⅜″ ¾″ and 1⅜″	1⅜″ 1⅜″ 1⅜″ 1⅛″ 1⅛″ 2″ to 2⅝″ 2″ to 2⅝″ 1¼″ 1¼″ 1¼″ 1¼″	4′, 5′, 6′, 8′ 4′, 5′, 6′, 8′ 4′, 5′, 6′, 8′ 4′, 5′, 6′ 4′, 5′, 6′ 4′, 5′, 6′ 4′ to 6′ 4′, 5′, 6′, 8′ 4′, 5′, 6′, 8′ 4′, 5′, 6′ 4′, 5′, 6′, 8′
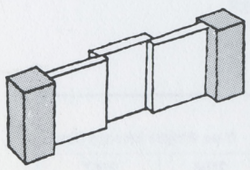 Three Doors	2802 2808 with 2803 and 4 – 2692-11 2809 2840 Components 2858-3D	Steel Alum. with fascia Aluminum Aluminum Alum. with fascia	Side mounted – 1 wheel Side mounted – 1 wheel Side mounted – 1 wheel Top mounted – 3 wheel Side mounted – 1 wheel	60 lbs. 60 lbs. 60 lbs. 150 lbs. 60 lbs.	¾″ and 1⅜″ 1⅜″ ¾″ and 1⅜″ 1⅜″ and 1¾″ 1⅜″	1⅜″ 1⅜″ 1⅜″ 2″ to 2⅝″ 1¼″	8′ 6′, 8′ 8′ 4′ to 9′ 8′
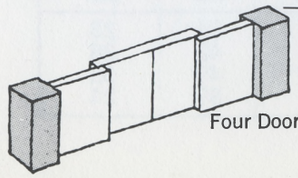 Four Doors	any 2 or 3 door set with additional hangers, guides and bumpers 2840 Components	(see two or three door listing above) Aluminum	(see two or three door listing above) Top mounted – 3 wheel	60 lbs. 150 lbs.	(see two or three door listing above) 1⅜″ and 1¾″	 2″ to 2⅝″	4′, 5′, 6′, 8′ 4′ to 12′

INTERIOR SLIDING DOOR HARDWARE

HANGERS AND TRACKS



DIAL ALIGNMENT HANGER
Directions for positioning hangers on ¾″ or 1⅜″ doors clearly stamped on back of each hanger

Steel – Bright zinc plated, nylon rollers and dial { **2850-1*** / **2850-2*** **HANGERS**

- Fine tune adjustment cam provides simple visual alignment of door with jamb and a full ¼″ vertical adjustment without loosening hanger installation screws
- All metal parts made of wrought steel, bright zinc plated. Dial and rollers made of nylon

Class Number	Quantity in Box*	Quantity in Case	Case Weight Average (lbs.)
2850-1	10 pair	100 pair	29
2850-2	10 pair	100 pair	27
2851	1 set	10 sets	6

*With self-tapping screws

SHORT SET 2851 for two doors ¾″ or 1⅜″ thick
Consists of: one pair No. 2850-1 hangers
one pair No. 2850-2 hangers
one only No. 2860 floor guide
with self-tapping screws and installation instructions

All above used with track T2850, T2857, T2858, T2880, T2886

*Pat. Number 3,142,859



Steel – Bonderized and baked aluminum enamel coating **T2850 TRACK**

Aluminum – Extruded **T2857 TRACK**

Standard Lengths	For Opening Size	Pieces in Case*	Case Weight Average (lbs.)	
			T2850	T2857
47″	4′	10	24	13
59″	5′	10	28	15
71″	6′	10	36	19
95″	8′	10	48	25
119″	10′	10	60	34

*With self-tapping screws

- Track for ¾″ and 1⅜″ thick by-passing doors used with hangers 2850-1 and 2850-2, 2880-1, 2880-2, and sets 2850 and 2857
- Dimensions: 1⅛″ high x 1¾″ wide

SUGGESTED SPECIFICATIONS

Hardware for two by-passing doors 60 lbs. each to be with jump proof V shape track. Zinc plated hangers with nylon rollers permanently lubricated for smooth, silent operation. Hangers provided with a full ¼″ vertical and dial cam adjustment for aligning doors without removing hanger installation screws. Adjustable nylon floor guide

Stanley 2850 with steel track baked aluminum finish
or Stanley 2857 with extruded aluminum track

Hardware for three by-passing doors 60 lbs. each to be with jump proof V shape track. Zinc plated hangers with nylon rollers permanently lubricated for smooth, silent operation. Hangers provided with a full ¼″ vertical and dial cam adjustment for aligning doors without removing hanger installation screws. Adjustable nylon floor guide

Stanley 2850 with steel track baked aluminum finish and additional hangers, guides, and bumpers for third door
or Stanley 2857 with extruded aluminum track and additional hangers, guides, and bumpers for third door

STANLEY

INTERIOR SLIDING DOOR HARDWARE

FOR BY-PASSING DOORS 1⅜" THICK WEIGHING UP TO 60 LBS.

FOR 4′, 5′, 6′ AND 8′ OPENINGS



FOR TWO BY-PASSING DOORS

SET 2858 With aluminum decorative fascia track

FOR THREE BY-PASSING DOORS

SET 2858-3D With aluminum decorative fascia track

- Decorative fascia eliminates wood fascia trim
- Decorative face is also applied to inside track for continuity of appearance
- Fine tune cam provides simple visual alignment of door with jamb and a full ¼" vertical adjustment without loosening hanger installation screws
- Low headroom – only 1¼" required between top of door and header
- Doors lift on and off track – without removing hangers from door
- Track is jump-proof V shape for smooth operation and dirt clearance
- Metal parts of hanger are bright zinc plated. Nylon rollers permanently lubricated for silent operation

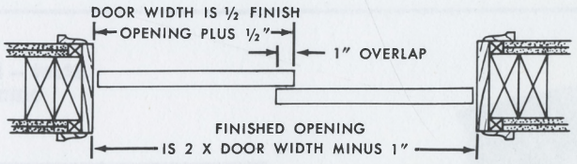

Minimum finished opening = door height + 1 ½"

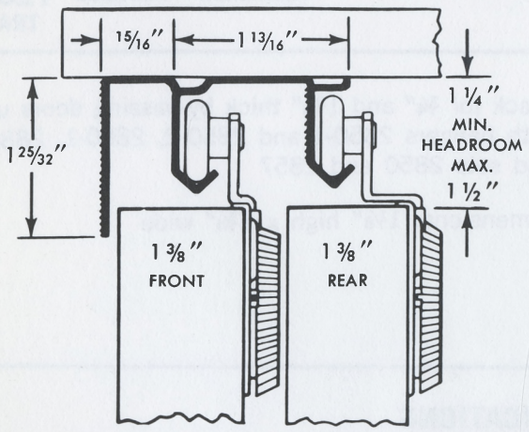

When installing track in jambless openings, (no wood frame) fascia of track must be set back a sufficient distance from the top edge of the header in order to insure adequate purchase of the front screws into the wood used in the rough openings. Use 1¼ x 10 wood screws (not supplied) when installing track to jambless openings

Class No.	Opening Size	Doors Required		Contents of Sets*				Sets in Carton	Sets in Case	Case Weight Average (lbs.)
		Width	Thickness	2850-1 Hangers	2850-2 Hangers	Track	Floor Guide			
2858	4′	Two 2′0″	1⅜″ only	1 pair	1 pair	T-2858-48″	2862	1	10	34
	5′	Two 2′6″	1⅜″ only	1 pair	1 pair	T-2858-60″	2862	1	10	41
	6′	Two 3′0″	1⅜″ only	1 pair	1 pair	T-2858-72″	2862	1	10	46
2858-3D	8′	Three 2′8″	1⅜″ only	**2 pair	1 pair	T-2858-96″	2862(2)	1	6	43

When ordering, specify number of set and width of opening
*With ¾" finger pulls, self-tapping screws and installation instructions
**4 only 2692-11 bumpers included in these sets

INTERIOR SLIDING DOOR HARDWARE

TRACK AND HANGERS

Aluminum – Extruded **T2858 TRACK**



- For by-passing doors 1⅜″ thick used with hangers 2850-1, 2850-2 and set 2858
- One piece track with built-in decorative fascia trim
- Dimensions: track 1⅛″ high x 2 13/16″ wide
  fascia 1¾″ high

Standard Length	For Opening Size	Pieces in Case*	Case Weight Average (lbs.)
48″	4′	10	24
60″	5′	10	29
72″	6′	10	36
96″	8′	10	47

*With self-tapping screws

Steel – Bright zinc plated, nylon rollers and dial **2850-1*** **2850-2*** **HANGERS**



- Fine tune adjustment cam provides simple visual alignment of door with jamb and a full ¼″ vertical adjustment without loosening hanger installation screws
- All metal parts made of wrought steel, bright zinc plated. Dial and rollers made of nylon

Class Number	Quantity in Box*	Quantity in Case	Case Weight Average (lbs.)
2850-1	10 pair	100 pair	29
2850-2	10 pair	100 pair	27
2851	1 set	10 sets	6

*With self-tapping screws

SHORT SET 2851 for two doors ¾″ or 1⅜″ thick
Consists of: one pair No. 2850-1 hangers
one pair No. 2850-2 hangers
one only No. 2860 floor guide
with self-tapping screws and
installation instructions

All above used with track T2850, T2857, T2858, T2880, T2886

*Pat. Number 3,142,859

SUGGESTED SPECIFICATIONS

Hardware for two by-passing doors 60 lbs. each to be with jump proof V shape track. Zinc plated hangers with nylon rollers permanently lubricated for smooth, silent operation. Hangers provided with a full ¼″ vertical and dial cam adjustment for aligning doors without removing hanger installation screws. Adjustable nylon floor guide

Stanley 2858 with extruded aluminum track having decorative header trim

Hardware for three by-passing doors 60 lbs. each to be with jump proof V shape track. Zinc plated hangers with nylon rollers permanently lubricated for smooth, silent operation. Hangers provided with a full ¼″ vertical and dial cam adjustment for aligning doors without removing hanger installation screws. Adjustable nylon floor guide

Stanley 2858 with extruded aluminum track having built-in decorative header trim and additional hangers, guides, and bumpers

STANLEY

INTERIOR SLIDING DOOR HARDWARE

FOR BY-PASSING DOORS ¾" AND 1⅜" THICK WEIGHING UP TO 60 LBS.

FOR 4', 5', 6' AND 8' OPENINGS

FOR TWO BY-PASSING DOORS

SET 2800 With STEEL track — Bonderized and baked aluminum enamel coating

SET 2807 With extruded ALUMINUM track

FOR THREE BY-PASSING DOORS

SET 2802 With STEEL track — Bonderized and baked aluminum enamel coating

SET 2809 With extruded ALUMINUM track



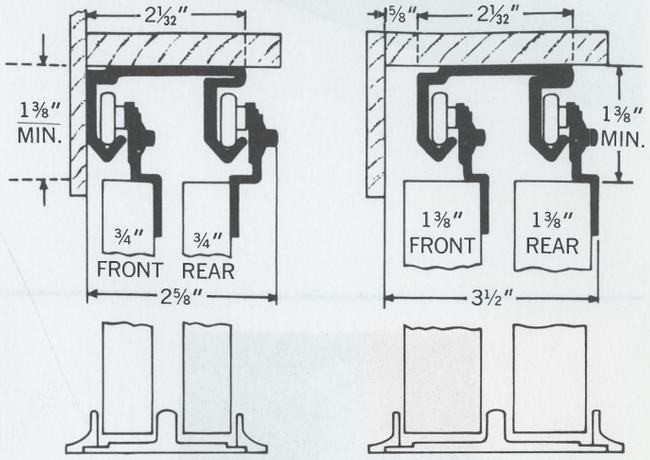

- Low headroom . . . only 1⅜" required between top of door and header
- Hangers reversible for both ¾" and 1⅜" doors
- Doors lift on and off track — without removing hangers from door
- Track is jump proof V shape for smooth operation and dirt clearance. Doors cannot be derailed in vertical position
- Heavy gauge steel hanger is electro zinc plated. Nylon rollers permanently lubricated for silent operation
- Simple ⅜" vertical adjustment with positive lock-in-place feature. Screws in door need never be loosened for adjustment
- Adjustable nylon floor guide — for perfect fit with any door thickness

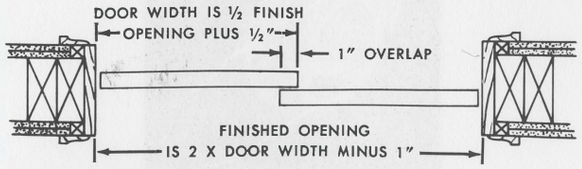

Minimum finished opening = door height + 1 ½"

Class No.	Opening Size	Doors Required		Contents of Sets*			Sets in Carton	Sets in Case	Case Weight Average (lbs.)
		Width	Thickness	2800-1 Hangers	Track	Floor Guide			
2800	4'	Two 2' 0"	¾" or 1⅜"	2 pair	T-2800–47"	2860	1	10	37
	5'	Two 2' 6"	¾" or 1⅜"	2 pair	T-2800–59"	2860	1	10	45
	6'	Two 3' 0"	¾" or 1⅜"	2 pair	T-2800–71"	2860	1	10	52
	8'	Two 4' 0"	¾" or 1⅜"	2 pair	T-2800–95"	2860	1	6	42
2802	8'	Three 2' 8"	¾" or 1⅜"	**3 pair	T-2800–95"	Two 2860	1	6	44
2807	4'	Two 2' 0"	¾" or 1⅜"	2 pair	T-2807–47"	2860	1	10	21
	5'	Two 2' 6"	¾" or 1⅜"	2 pair	T-2807–59"	2860	1	10	26
	6'	Two 3' 0"	¾" or 1⅜"	2 pair	T-2807–71"	2860	1	10	32
	8'	Two 4' 0"	¾" or 1⅜"	2 pair	T-2807–95"	2860	1	6	24
2809	8'	Three 2' 8"	¾" or 1⅜"	**3 pair	T-2807–95"	Two 2860	1	6	25

When ordering, specify number of set and width of opening
*With ¾" finger pulls, self-tapping screws and installation instructions
**4 only 2692-11 bumpers included in these sets

INTERIOR SLIDING DOOR HARDWARE

HANGERS AND TRACK FOR 2800 SERIES BY-PASSING DOOR SETS

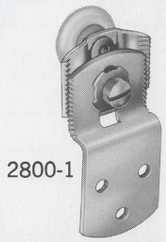
2800-1

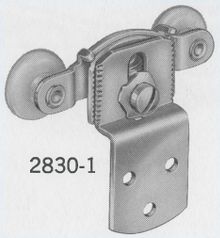
2830-1

An extra low headroom hanger for minimum 1⅛″ clearance between top of door and header

Class Number	Quantity in Box	Quantity in Case	Case Weight Average (lbs.)
2800-1	20 pair	200 pair	46
2830-1	1 pair	10 pair	4

Steel – Bright zinc plated, nylon rollers **2800-1, 2830-1 HANGERS**

- All metal parts of wrought steel, bright zinc plated. Solid nylon rollers permanently lubricated
- ⅜″ vertical adjustment possible without loosening three installation screws
- Serrations, machine screw and lockwasher insure positive locking and minute adjustment
- Same hanger can be used for both ¾″ or 1⅜″ doors by reversing both the bracket and roller on the rear ¾″ door

SHORT SETS

Class Number	Description	Contents* of Sets: Hanger	Contents* of Sets: Guide	Sets in Box	Sets in Case	Case Weight Average (lbs.)
2801**	for 2 doors	2 pair 2800-1	1-2860	1	10	6
2803**	for 1 door	1 pair 2800-1	1-2860	1	10	3
2831***	for 2 doors	2 pair 2830-1	1-2860	1	10	8
2833***	for 1 door	1 pair 2830-1	1-2860	1	10	4

*With screws and installation instructions
**For use with tracks T2800, T2807, T2808
***For use with tracks T2800, T2807, T2808, T2818

Short sets for ¾″ or 1⅜″ doors any opening size **2801, 2803, 2831, 2833**



Pair in Box	Pair in Case	Case Weight Average (lbs.)
10	100	12

Steel – Bright zinc plated **2800-2 HANGERS**

- Hanger strap for converting 2800, 2802, 2807, and 2809 sets for use on 1″, 1⅛″ and 1¾″ doors



Steel – Bonderized and baked aluminum enamel coating **T2800 TRACK**

Aluminum – Extruded **T2807 TRACK**

Standard Lengths	For Opening Size	Pieces in Case*	Case Weight Average (lbs.): T2800	Case Weight Average (lbs.): T2807
47″	4′	10	27	15
59″	5′	10	34	16
71″	6′	10	42	20
95″	8′	10	58	26
119″	10′	10	72	36

*With self-tapping screws

- Track for ¾″ and 1⅜″ thick by-passing doors
- Dimensions: 1⅛″ high x 2⅛″ wide

T2800 used with hangers 2800-1 or 2830-1 and sets 2800 or 2802
T2807 used with hangers 2800-1 or 2830-1 and set 2807

SUGGESTED SPECIFICATIONS

Hardware for two by-passing doors 60 lbs. each to be with jump proof V shape track. Zinc plated hangers with nylon rollers permanently lubricated for smooth, silent operation. Hangers provided with simple ⅜″ vertical adjustment (having positive lock-in place feature) for aligning doors without removing installation screws. Adjustable nylon floor guide

Stanley 2800 with steel track baked aluminum finish
or Stanley 2807 with extruded aluminum track

Hardware for three by-passing doors 60 lbs. each to be with jump proof V shape track. Zinc plated hangers with nylon rollers permanently lubricated for smooth, silent operation. Hangers provided with simple ⅜″ vertical adjustment (having positive lock-in place feature) for aligning doors without removing installation screws. Adjustable nylon floor guide

Stanley 2802 with steel track baked aluminum finish
or Stanley 2809 with extruded aluminum track

STANLEY

INTERIOR SLIDING DOOR HARDWARE

FOR BY-PASSING DOORS 1⅜" THICK WEIGHING UP TO 60 LBS.

FOR 4′, 5′, 6′ AND 8′ OPENINGS

FOR TWO BY-PASSING DOORS



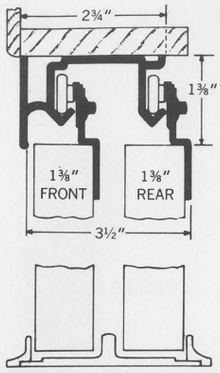

SET 2808 With extruded ALUMINUM track and built-in header trim

- Simple ⅜" vertical adjustment, with positive lock-in-place feature. Door screws need not be loosened
- Heavy gauge steel hanger is electro zinc plated. Nylon rollers permanently lubricated
- Track is extruded aluminum with 1 15/16" built-in fascia. Can be painted if desired. Jump proof V shape for smooth operation and dirt clearance. Doors cannot be derailed in vertical position, lift on and off aluminum track – without removing hangers from door
- Nylon adjustable floor guide. Smooth operation. Fits any door thickness. Eliminates bottom door grooving
- Low headroom . . . only 1⅜" required between top of door and header

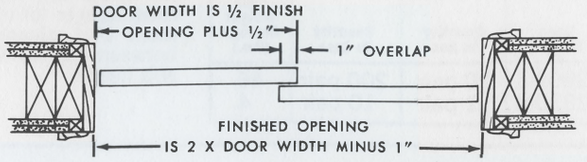

Minimum finished opening = door height + 1 ½"

For three by-passing doors – order one No. 2803 hanger set and four No. 2692-11 bumpers in addition to above sets

Opening Size	Doors Required		Contents of Sets*			Sets in Carton	Sets in Case	Case Weight Average (lbs.)
	Width	Thickness	2800-1 Hangers	Track	Floor Guide			
4′	Two 2′ 0″	1⅜″	2 pair	T-2808–48″	2862	1	10	42
5′	Two 2′ 6″	1⅜″	2 pair	T-2808–60″	2862	1	10	51
6′	Two 3′ 0″	1⅜″	2 pair	T-2808–72″	2862	1	10	63
8′	Two 4′ 0″	1⅜″	2 pair	T-2808–96″	2862	1	6	49

When ordering, specify number of set and width of opening
*With self-tapping screws and installation instructions

2800-1 HANGER Steel – Bright zinc plated, nylon rollers



- All metal parts of wrought steel, bright zinc plated. Solid nylon rollers permanently lubricated
- ⅜" vertical adjustment possible without loosening three installation screws
- Serrations, machine screw and lock-washer insure positive locking and minute adjustment
- Same hanger can be used for both ¾" or 1⅜" doors by reversing both the bracket and roller on the rear ¾" door

Class Number	Quantity in Box	Quantity in Case	Case Weight Average (lbs.)
2800-1	20 pair	200 pair	46

T2808 TRACK Aluminum – Extruded



- Track for by-passing doors 1⅜" thick used with hangers 2800-1 or 2830-1, 2880-1 and set 2808
- Dimensions: track, 1 3/16" high x 2¾" wide; fascia 1 15/16" high

Standard Length	For Opening Size	Pieces in Case*	Case Weight Average (lbs.)
48″	4′	10	30
60″	5′	10	38
72″	6′	10	48
96″	8′	10	63

*With self-tapping screws

SUGGESTED SPECIFICATIONS

Hardware for two by-passing doors 60 lbs. each to be with jump proof V shape track. Zinc plated hangers with nylon rollers permanently lubricated for smooth, silent operation. Hangers provided with simple ⅜" vertical adjustment (having positive lock-in place feature) for aligning doors without removing installation screws. Adjustable nylon floor guide

Stanley 2808 with extruded aluminum track having built-in header trim

Hardware for three by-passing doors 60 lbs. each to be with jump proof V shape track. Zinc plated hangers with nylon rollers permanently lubricated for smooth, silent operation. Hangers provided with simple ⅜" vertical adjustment (having positive lock-in place feature) for aligning doors without removing installation screws. Adjustable nylon floor guide

Stanley 2808 with extruded aluminum track having built-in header trim and additional hangers, guides, and bumpers

INTERIOR SLIDING DOOR HARDWARE

FOR BY-PASSING DOORS ¾" AND 1⅜" THICK WEIGHING UP TO 60 LBS.

FOR 4′, 5′, 6′ AND 8′ OPENINGS



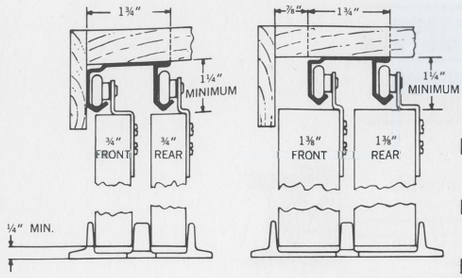

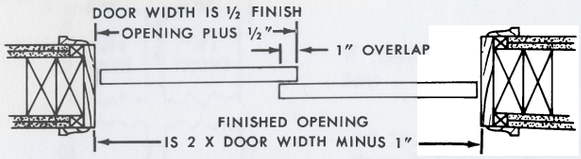

Minimum finished opening = door height + 1 ½"

FOR TWO BY-PASSING DOORS

With steel track — Electro-galvanized finish **SET 2880**

- Low headroom . . . only 1¼" required between top of door and header
- Identical hardware for both ¾" and 1⅜" thick door
- Track is made of sturdy wrought steel with rust resisting electro-galvanized finish. Stanley V-shaped "runs" eliminate wheels jumping track
- Steel hanger with molded nylon wheels, lubricated for life to assure smooth, quiet operation. Doors lift on or off track without loosening hanger screws. Simple ⅜" vertical adjustment
- Adjustable molded nylon floor guide that will not mark the door

Opening Size	Doors Required		Contents of Sets*				Sets in Box	Sets in Case	Case Weight Average (lbs.)
			Hangers						
	Width	Thickness	2880-1	2880-2	Track	Floor Guide			
4′	Two 2′0″	¾″ or 1⅜″	1 pair	1 pair	T-2880-47″	2860	1	10	30
5′	Two 2′6″	¾″ or 1⅜″	1 pair	1 pair	T-2880-59″	2860	1	10	37
6′	Two 3′0″	¾″ or 1⅜″	1 pair	1 pair	T-2880-71″	2860	1	10	47
8′	Two 4′0″	¾″ or 1⅜″	1 pair	1 pair	T-2880-95″	2860	1	6	37

When ordering, specify number of set and width of opening
*With ¾" finger pulls, necessary screws and installation instructions

Steel — Electro-galvanized finish **T2880 TRACK**



- For by-passing doors used with hangers 2850-1, 2850-2, 2880-1 and 2880-2 and set 2880
- Dimensions: 1⅛" high x 1 $^{13}/_{16}$" wide

Standard Lengths	For Opening Size	Pieces in Case*	Case Weight Average (lbs.)
47″	4′	10	23
59″	5′	10	30
71″	6′	10	35
95″	8′	10	46

*With self-tapping screws



No. 2880-1 Hanger No. 2880-2 Hanger

Steel — Bright zinc plated, nylon rollers **2880-1 2880-2 HANGERS**

- Steel hangers, bright zinc plated with molded nylon wheels lubricated for life to assure smooth quiet operation
- ⅜" vertical adjustment provided by slotted holes
- Used with track T2800, T2807, T2808, T2818, T2850, T2857, T2880, T2885, T2886

Class Number	Pair* in Case	Case Weight Average (lbs.)
2880-1	100	19
2880-2	100	18

*Ten pair in box

SUGGESTED SPECIFICATION

Hardware for two by-passing doors 60 lbs. each to be with jump proof V shape track. Zinc plated hangers with nylon rollers permanently lubricated for smooth, silent operation. Hangers provided with simple ⅜" vertical adjustment for aligning doors. Adjustable nylon floor guide

Stanley 2880 with steel track electro-galvanized finish

STANLEY

INTERIOR SLIDING DOOR HARDWARE

FOR BY-PASSING DOORS 1⅜" THICK WEIGHING UP TO 60 LBS.

FOR 4′, 5′, 6′ OPENINGS

FOR TWO BY-PASSING DOORS

SET 2818 With double wheel hanger and extruded aluminum track with built-in header trim

SET 2819 With single wheel hanger and extruded aluminum track with built-in header trim

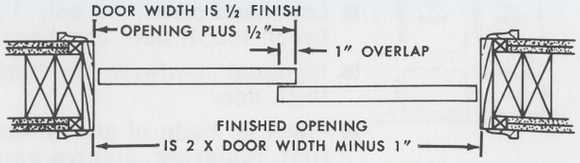

Minimum finished opening = door height + 1 ½"



2830-1 hanger as shown Packed in 2818 sets

2880-1 hanger packed in 2819 sets

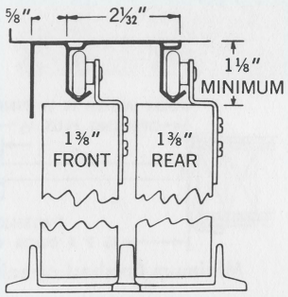

- Only 1⅛" minimum headroom required
- Extruded aluminum track with 1½" built-in fascia which can be painted, if desired. Stanley V-shaped "runs" eliminate wheels jumping track . . . yet door lifts off without removing hanger
- Sturdy molded nylon wheels, lubricated for life to assure smooth, quiet operation. Metal parts are of bright zinc-plated wrought steel. Simple ⅜" vertical adjustment. One-piece nylon floor guide

Opening Size	Doors Required		Contents of Sets*					Sets in Carton	Sets in Case	Case Weight Average (lbs.)	
			Hangers								
	Width	Thickness	In 2818 Set	In 2819 Set	Track	Floor Guide	Bumper			2818	2819
4′	Two 2′0"	1⅜"	2 pr. 2830-1	2 pr. 2880-1	T-2818 48"	2862	2692-11	1	10	31	29
5′	Two 2′6"	1⅜"	2 pr. 2830-1	2 pr. 2880-1	T-2818 60"	2862	2692-11	1	10	37	36
6′	Two 3′0"	1⅜"	2 pr. 2830-1	2 pr. 2880-1	T-2818 72"	2862	2692-11	1	10	45	42

When ordering, specify number of set and width of opening

*With screws and installation instructions

2830-1 Steel – Bright zinc plated, nylon rollers

2880-1 Steel – Bright zinc plated, nylon rollers

HANGERS

- Steel hangers, bright zinc plated with molded nylon wheels lubricated for life to assure smooth quiet operation
- ⅜" vertical adjustment provided
- An extra low headroom hanger for minimum 1⅛" clearance between top of door and header
- Both hangers used with track T2800, T2807, T2808, T2818. No. 2880-1 also used with T2850, T2857, T2880, T2885, T2886



No. 2830-1 Hanger



No. 2880-1 Hanger

Class Number	Quantity in Box	Quantity in Case	Case Weight Average (lbs.)
2830-1	1 pair	10 pair	4
2880-1	10 pair	100 pair	19

T2818 Aluminum – Extruded

TRACK

- For by-passing doors 1⅜" thick used with hangers 2830-1 or 2880-1 and sets 2818 and 2819
- One piece track with built-in fascia trim
- Dimensions: track 1⅛" high x 2¾" wide; fascia 1½" high



Standard Length	For Opening Size	Pieces in Case*	Case Weight Average (lbs.)
48"	4′	10	19
60"	5′	10	22
72"	6′	10	27

*With self-tapping screws

SUGGESTED SPECIFICATIONS

Hardware for two by-passing doors 60 lbs. each to be with jump proof V shape track. Zinc plated hangers with double nylon rollers permanently lubricated for smooth, silent operation. Hangers provided with simple ⅜" vertical adjustment (having positive lock-in place feature) for aligning doors without removing installation screws. Adjustable nylon floor guide

Stanley 2818 with extruded aluminum track having built-in header trim

Hardware for two by-passing doors 60 lbs. each to be with jump proof V shape track. Zinc plated hangers with single nylon roller permanently lubricated for smooth, silent operation. Hangers provided with simple ⅜" vertical adjustment for aligning doors. Adjustable nylon floor guide

Stanley 2819 with extruded aluminum track having built-in header trim

INTERIOR SLIDING DOOR HARDWARE

UNIT-HEADER TRACK FOR BY-PASSING DOOR SETS

HEADROOM	#2880 Hanger	#2850 Hanger
Max.	5/8"	5/8"
Min.	1/4"	5/16"



T2886 Illustrated

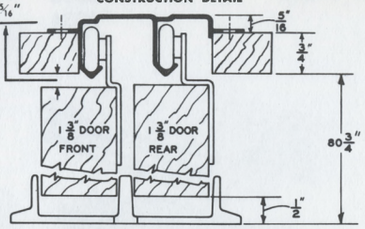

Standard Lengths		For Opening Size	Pieces in Case*	Case Weight Average (lbs.)	
T2885	T2886			T2885	T2886
47"	47"	4'	10	17	15
59"	59"	5'	10	21	19
71"	71"	6'	10	27	23
. . .	95"	8'	10	. .	31

*T2885 with self-tapping screws – T2886 without staples

Aluminum – Extruded T2885

Aluminum – Extruded T2886

- T2885 applied with screws. Used with hangers 2880-1 and 2880-2 on standard height doors – no trimming necessary
- T2886 applied with staples furnished by others. Used with hangers 2850-1 and 2850-2 or 2880-1 and 2880-2 on standard height doors – no trimming necessary
- Eliminates fascia – creates neat appearance. Wood strips shown not furnished
- Dimensions: 1⅛" high x 3⅞16" wide

FLOOR GUIDES FOR BY-PASSING DOORS



2846

Nylon and steel 2846*

- For by-passing doors. Adjustable for doors from 1⅜" to 1¾" in thickness
- Dimensions: 1⅞16" x 4"

*Pat. pending

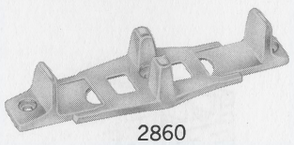

2860

Nylon 2860

- For by-passing doors. Adjustable for doors from ¾" to 1⅜" in thickness
- Dimensions: 1⅞16" x 3"

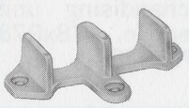

2861

Nylon 2861

- For ¾" by-passing doors
- Dimensions: 1⅜" x 3"



2862

Nylon 2862

- For 1⅜" by-passing doors
- Dimensions: 1⅜" x 4⅝16"

Class Number	Quantity in Box*	Quantity in Case	Case Weight Average (lbs.)
2846	. . . . .	20 sets	4
2860	20 pieces	100 pieces	4
2861	20 pieces	100 pieces	4
2862	20 pieces	100 pieces	5

*With self-tapping screws

FLOOR GUIDES FOR SINGLE DOOR IN POCKET



2864

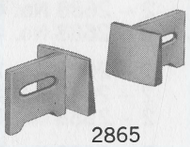

2865

Nylon 2865
DOOR GUIDE

- For single doors sliding in a pocket. Mounted on jamb
- Adjustable for varying door thicknesses from ¾" to 1¾"

Class Number	Quantity in Box*	Quantity in Case	Case Weight Average (lbs.)
2865	10 sets	100 sets	8
2864	10 pieces	100 pieces	4

*With self-tapping screws

Nylon 2864
FLOOR GUIDE

- For 1⅜" single door in pocket
- Dimensions: 1¹¹⁄16" x 1⅝16"

Quantity in Box*	Quantity in Case	Case Weight Average (lbs.)
20 pieces	. . . .	1

*With self-tapping screws



2891

Rubber 2891
BUMPER STOP

- For single doors sliding in a pocket
- Mounted on stud at rear of pocket

STANLEY

TRACK FOR BY-PASSING PANELS

SLIDING PANEL TRACKS

3014 Plastic, tan – For ¼" thick panels
3018 Plastic, tan – For ⅛" thick panels
3034 Plastic, tan – For ¾" thick panels

3112 Aluminum, natural – For ½" thick panels
3114 Aluminum, natural – For ¼" thick panels
3118 Aluminum, natural – For ⅛" thick panels
3134 Aluminum, natural – For ¾" thick panels

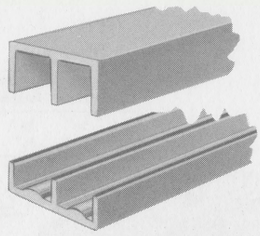



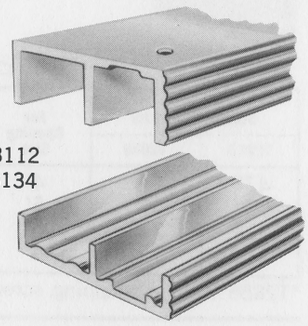

- Aluminum or plastic track for light weight by-passing panels of wood, masonite, glass, plexiglass,etc.
- Raised rail in bottom track for smooth gliding action
- Aluminum tracks have decorative face. Track for ½" and ¾" panels can be reversed to show natural plain aluminum face
- Aluminum and plastic track can be easily painted
- Packed in sets of top and bottom tracks complete with two brass plated pulls. Aluminum track with wood screws – plastic track with brads
- Tracks for ¾" panels are packed with nylon glide buttons for application to bottom edge of panels to insure easy gliding action
- Assortments complete with merchandising unit available for aluminum track under No. A78xR78 and for plastic tracks under No. A79xR79

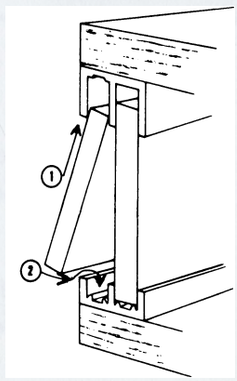

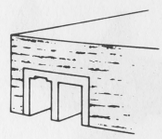

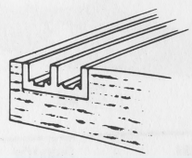

Class Number	Length (Feet)	For Panel Thickness (inches)	Quantity and Size of Brads or Screws Per Set	Brass Plated Pulls Packed in Sets	Sets in Case	Case Weight Average (lbs.)
3014	4	¼	12 – ¾ x 16 Brads	2 – 2688 No. 3	5 sets	3
3014	5	¼	14 – ¾ x 16 Brads	2 – 2688 No. 3	5 sets	3
3014	6	¼	16 – ¾ x 16 Brads	2 – 2688 No. 3	5 sets	4
3018	4	⅛	12 – ¾ x 16 Brads	2 – 2688 No. 4	5 sets	2
3018	5	⅛	14 – ¾ x 16 Brads	2 – 2688 No. 4	5 sets	3
3018	6	⅛	16 – ¾ x 16 Brads	2 – 2688 No. 4	5 sets	3
3034*	4	¾	12 – ¾ x 16 Brads	2 – 2688 No. 1	5 sets	5
3034*	5	¾	14 – ¾ x 16 Brads	2 – 2688 No. 1	5 sets	6
3034*	6	¾	16 – ¾ x 16 Brads	2 – 2688 No. 1	5 sets	7
3112	4	½	12 – ¾ x 6 F.H. Screws	2 – 2688 No. 3	5 sets	10
3112	5	½	14 – ¾ x 6 F.H. Screws	2 – 2688 No. 3	5 sets	12
3112	6	½	16 – ¾ x 6 F.H. Screws	2 – 2688 No. 3	5 sets	15
3114	4	¼	12 – ¾ x 6 R.H. Screws	2 – 2688 No. 3	5 sets	8
3114	5	¼	14 – ¾ x 6 R.H. Screws	2 – 2688 No. 3	5 sets	10
3114	6	¼	16 – ¾ x 6 R.H. Screws	2 – 2688 No. 3	5 sets	12
3118	4	⅛	12 – ¾ x 6 R.H. Screws	2 – 2688 No. 4	5 sets	7
3118	5	⅛	14 – ¾ x 6 R.H. Screws	2 – 2688 No. 4	5 sets	8
3118	6	⅛	16 – ¾ x 6 R.H. Screws	2 – 2688 No. 4	5 sets	10
3134*	4	¾	12 – ¾ x 6 F.H. Screws	2 – 2688 No. 1	5 sets	13
3134*	5	¾	14 – ¾ x 6 F.H. Screws	2 – 2688 No. 1	5 sets	16
3134*	6	¾	16 – ¾ x 6 F.H. Screws	2 – 2688 No. 1	5 sets	19

*Four nylon glide buttons packed in sets for ¾" panels

POCKET FRAME SET FOR SLIDING DOOR

POCKET FRAME SET IN ONE PACKAGE FOR ALL DOOR SIZES

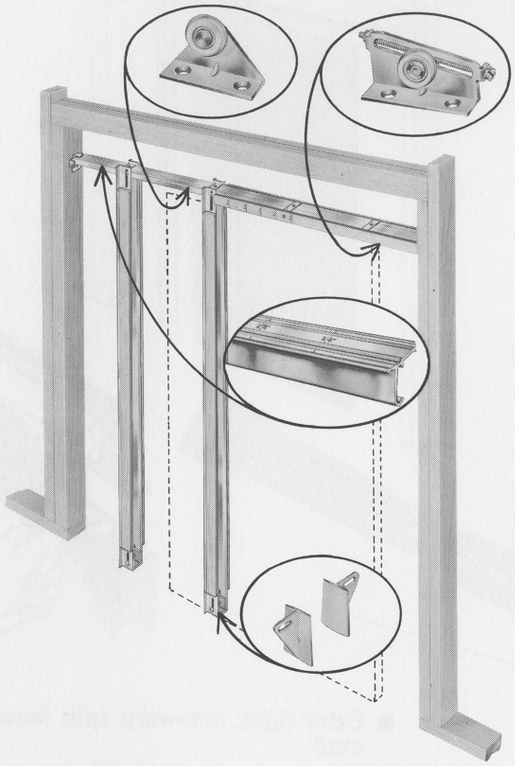

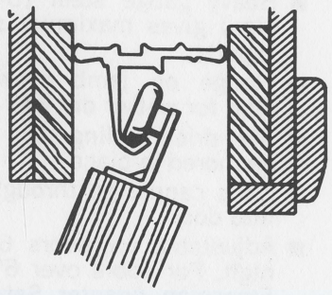

Hanging Door

For all door sizes 2′ 0″ to 3′ 0″ wide, 6′ 6″ to 6′ 8″ high, 1⅜″ and 1¾″ thick, weighing up to 75 lbs. **SET 2822**

- Pre-marked aluminum track and nailing strip for easy cutting
- Rigid steel jambs and studs with wood strips for nailing
- Only one hanger to adjust – and from the open end
- Sturdy hangers with quiet, nylon wheels
- Header and split jambs designed to take any type of dry or wet wall construction

No. 2822 set consists of:

1 No. 2822-1 Adjustable Front Hanger
1 No. 2822-2 Fixed Rear Hanger
1 No. 2822-3 Header Assembly
4 No. 2822-4 Split Stud or Jamb
2 No. 2822-5 Stud and Jamb Floor Brackets
2 No. 2822-6 Guide
1 No. 2891 Bumper
All required screws, nails and instruction sheet

Packed one set in carton – shipping weight 28 lbs.

PREPARING OPENING

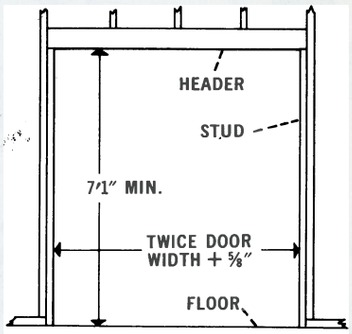

Rough Opening

SUGGESTED SPECIFICATION

Sliding Door Pocket Frame Set to be with an aluminum track for doors two feet to three feet wide. Rigid steel split jamb and stud for doors 6′ 6″ to 6′ 8″ high. Complete with sturdy zinc plated hangers having nylon wheels permanently lubricated for quiet smooth operation. Front hanger with simple adjustment accessible from pocket opening. Adjustable nylon floor guide.

Stanley No. 2822 for single pocket doors up to 75 lbs. or two sets Stanley No. 2822 with coupling No. 2822-10 for two bi-parting doors up to 75 lbs. each

BI-PARTING DOOR COUPLING

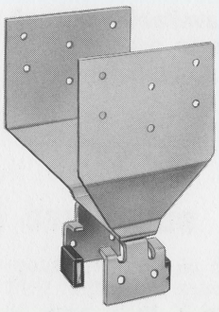

2822-10

Use two No. 2822 sliding door pocket frames with a No. 2822-10 pocket frame coupling for doors opening up to 6′0″ wide. Coupling must be ordered separately.

Packed One piece in box with nails
20 pieces in case
Case shipping weight – 21 lbs.

STANLEY

POCKET FRAME SET FOR SLIDING DOOR

POCKET FRAME SET IN ONE PACKAGE FOR ALL DOOR SIZES

SET 2825 adjustable for all door sizes
2′ 0″ to 3′ 0″ wide
6′ 6″ to 6′ 8″ high
¾″ to 1¾″ thick
weighing up to 80 lbs.



DOOR SIZES ACCOMMODATED

	Door Width	Door Height	Door Thickness	Door Weight	Sets in Case	Case Weight Average (lbs.)
Minimum	2′ 0″	6′ 6″	¾″	. . . .	. .	. .
Maximum	3′ 0″	6′ 8″	1¾″	80 lbs.	1	42

- Fully adjustable telescopic header-track
- Quickly adjustable for any door width from 2′ 0″ to 3′ 0″, the all steel header-track is securely locked by two screws
- Two nailing strips are firmly anchored to take any type of dry or wet wall construction
- Hangers adjustable at any time
- Not necessary to remove finish trim to adjust doors
- Door adjustment is held by positive lock-in-place feature of hangers

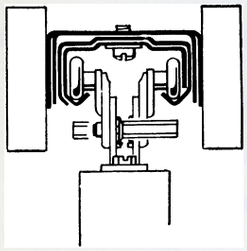

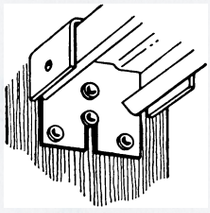

- V-shaped jump-proof track wheels cannot bind
- Each nylon hanger wheel rides in its own jump-proof track
- One man installation
- Unique design of end brackets on header-track make it easy to install

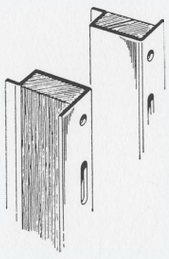

- Extra rigid, non-warp split jamb and stud
- Heavy gauge steel (U-channel design) gives maximum strength and rigidity
- Flange on jamb provides natural stop for wet or dry wall construction
- Kiln dried nailing strip permanently anchored in place
- Nails cannot go through steel jamb into door
- Adjustable for doors 6′ 6″ to 6′ 8″ high. For doors over 6′ 8″ high see Extension Adapter Sets 2825-6 on following page



- Pocket frame available with 2 wheeled hangers on order
- Specify 2825 x 2825-9 hangers



- Adjustable nylon door guide mounted on split jamb adjusts to varying door thicknesses

SUGGESTED SPECIFICATIONS

Sliding door pocket frame set to be with all steel, telescoping, warp proof header and track, and extra rigid steel split jambs and studs. Adjustable for doors 2′ to 3′ wide by 6′ 6″ to 6′ 8″ high. Complete with sturdy zinc plated hangers with nylon wheels permanently lubricated for quiet, smooth operation, and adjustable nylon floor guide

Stanley 2825 for single doors up to 80 lbs.
or for bi-parting doors up to 80 lbs. each, 2 sets
Stanley 2825 with coupling number 2825-5

POCKET FRAME HARDWARE FOR SLIDING DOOR

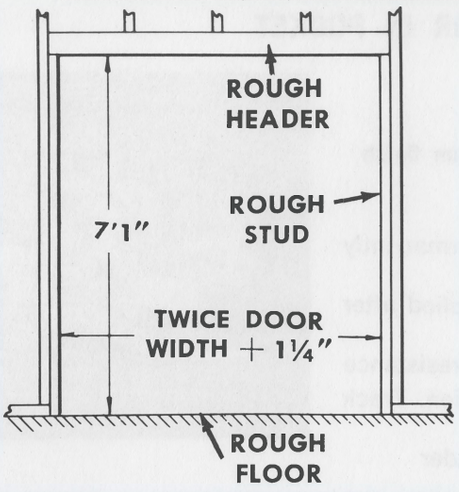

SET 2825

PREPARING OPENING

- Rough opening height 7′ 1″
- Rough opening width equals twice door width plus 1¼″

2825 SET CONSISTS OF:

One adjustable header unit
One split jamb
One split stud
Two No. 2825-1 hangers with screws
One No. 2865 door guide with screws
One No. 2891 rubber bumper with screw
One wrench



(1) No. 2825 Adjustable header unit



(1) No. 2825 Split jamb

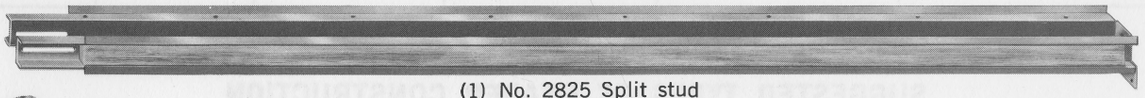

(1) No. 2825 Split stud



(2) No. 2825-1 Hangers with screws



(1) No. 2865 Door guide (2 pcs. with screws)



(1) No. 2891 Rubber bumper with screw



(1) Wrench

EXTENSION ADAPTERS

Steel – Plain, for doors 6′ 11″ to 7′ 1″ high **2825-6**

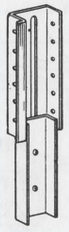

2825-6

- Set consists of four pieces that are easily attached to the split jamb and split stud to allow for these additional door heights
- Adapter set must be ordered separately

Number	Sets in Box	Sets in Case	Case Weight Average (lbs.)
2825-6	1	20	60

BI-PARTING DOOR POCKET FRAME COUPLING

Steel – Aluminum coated **2825-5**

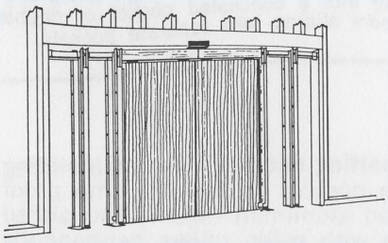



2825-5 coupling for bi-parting pocket door installation

- Use two No. 2825 sliding door pocket frame sets with one No. 2825-5 pocket frame coupling mounted directly to rough header for door opening up to 6′ 0″ wide
- Pocket frame coupling must be ordered separately

Sets in Box*	Sets in Case	Case Weight Average (lbs.)
1	20	56

*With two 2692-11 bumpers

INTERIOR SLIDING DOOR HARDWARE

RESIDENTIAL SLIDING DOOR SET FOR SINGLE DOOR IN POCKET

FOR ¾" TO 1¾" THICK DOORS WEIGHING UP TO 60 LBS.

FOR OPENING SIZE – 2'0", 2'4", 2'6", 2'8", 3'0"

SET 2820 **With steel track – Bonderized and sprayed aluminum finish**



- ½" vertical adjustment with positive lock in place feature
- Heavy gauge steel hanger is electro zinc plated. Nylon roller permanently lubricated. Screw slots for quick, easy installation
- Nylon floor guide adjustable to any door thickness. Easily applied after door is hung
- Steel track. Bonderized and sprayed aluminum for corrosion resistance
- Jump-proof track – door cannot be derailed in vertical position. Track V-shaped for smooth door operation and dirt clearance
- Headroom 1½" to 2" required between top of door and header

Door Width	Contents of Set*			Sets in Box	Sets in Case	Case Weight Average (lbs.)
	2820-1 Hanger	Track** T2820	Floor Guide			
2'	1 pair	45"	2865	1	10	24
2' 4"	1 pair	53"	2865	1	10	27
2' 6"	1 pair	57"	2865	1	10	28
2' 8"	1 pair	61"	2865	1	10	29
3'	1 pair	69"	2865	1	10	32

*With screws, wrench and installation instructions

**Required track length equals two times door width minus 3"

SUGGESTED TYPES OF HEADER CONSTRUCTION

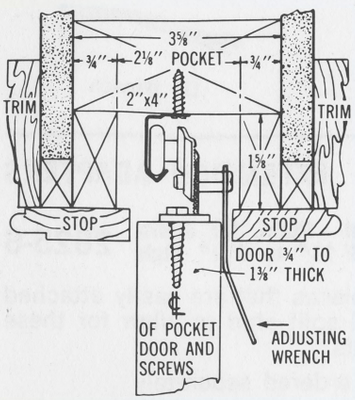

HEADER "A." Use with single doors sliding into a concealed pocket or double doors sliding into separate pockets.

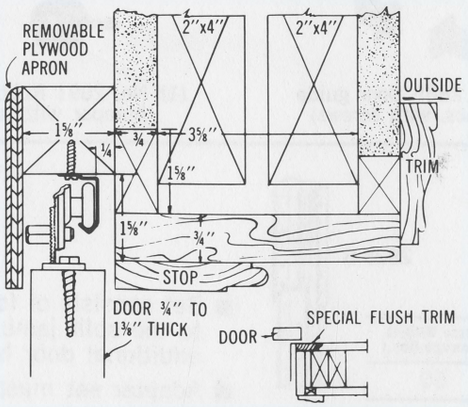

HEADER "B." Use with single doors sliding outside the finished wall or double converging doors sliding outside the finished wall.

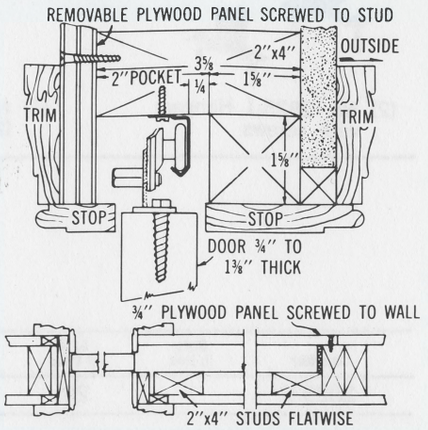

HEADER "C." Use with single doors sliding into a concealed pocket or double doors sliding into separate pockets.

SUGGESTED SPECIFICATIONS

Hardware for single 60 lb. door sliding outside of wall (or in pocket) to be with jump proof V shape track sprayed aluminum finish. Zinc plated heavy gauge hangers with nylon rollers permanently lubricated for smooth, silent operation. Hangers provided with a full ½" vertical adjustment with positive lock-in feature. Nylon floor guide

Stanley 2820

Hardware for two bi-parting doors 60 lbs. each sliding outside of wall (or in pocket) to be with jump proof V shape track sprayed aluminum finish. Zinc plated heavy gauge hangers with nylon rollers permanently lubricated for smooth, silent operation. Hangers provided with a full ½" vertical adjustment with positive lock-in feature. Nylon floor guide

Stanley 2820 – (2 sets for each opening)

INTERIOR SLIDING DOOR HARDWARE

PARTS FOR 2820 SLIDING DOOR SETS



Steel – Bonderized, sprayed aluminum **T2820 TRACK**

Length	For Door Size	Pieces in Case*	Case Weight Average (lbs.)
45″	2′	20	24
53″	2′ 4″	20	28
57″	2′ 6″	20	30
61″	2′ 8″	20	32
69″	3′	20	37

*With self-tapping screws

- For single door in pocket used with hanger 2820-1 or 2820-2 and set 2820
- Dimensions: 1 1/16″ high x 1″ wide

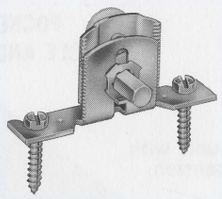

Steel – Bright zinc plated, nylon roller **2820-1 HANGER**

Pair in Case	Case Weight Average (lbs.)
20	10

With screws, wrench and installation instructions

- All metal parts made of wrought steel, bright zinc plated. Rollers made of solid nylon permanently lubricated
- Specially designed top-mounted hanger permits 1/2″ vertical adjustment. Serrations adjust to 1/16″ with machine screw and washer to insure positive locking
- Elongated hex head machine screw allows vertical door adjustment even after trim is in place
- Screw slots for mounting hanger on door make installation easy
- Used in set 2820 – with track T2820



Steel – Bright zinc plated, nylon roller **2820-9 HANGER**

Pair in Case	Case Weight Average (lbs.)
20	13

- Same features as 2820-1 hanger but with two nylon rollers
- Used in set 2820 – with track T2820



Steel – Bright zinc plated, nylon roller **2820-2 HANGER**

Pair in Case	Case Weight Average (lbs.)
20	5

- All metal parts of wrought steel, bright zinc plated. Rollers of solid nylon permanently lubricated
- Top-mounted hangers permit 3/8″ vertical adjustment. Serrations adjust to 1/16″ with machine screw and washer to insure positive locking
- Used with track T2820 packed with screws

STANLEY

INTERIOR SLIDING DOOR HARDWARE

HEAVY DUTY FOR POCKET AND BI-PARTING INSTALLATIONS FOR 1⅜" AND 1¾" THICK DOORS WEIGHING UP TO 150 LBS.

*2842 HARDWARE

- For use in commercial and fine residential construction
- Three-wheel top hanger unit, with proven tri-point suspension and floating ball socket, rolls effortlessly in V-groove track
- Hangers have positive locking and quick disconnect mechanism
- Up to ⅝" vertical adjustment that does not require boring of doors
- Extruded aluminum track with positive jump-proof construction
- Nylon floor guide fits 1⅜" and 1¾" doors



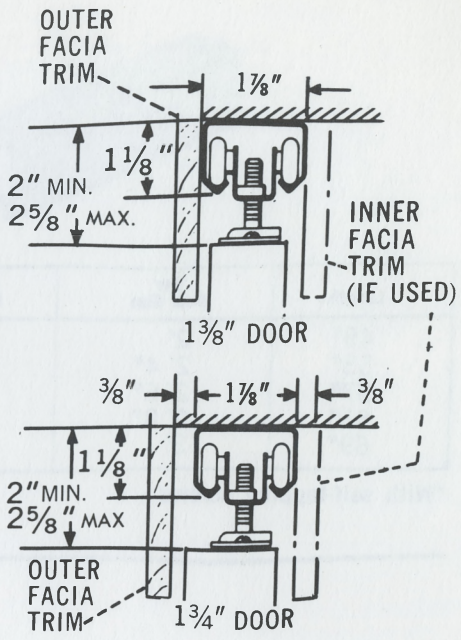

POCKET DOORS
SINGLE AND BI-PARTING

DESIGN DATA for 2840 and 2842

Track:	.078 extruded aluminum
Roller:	⅞" diameter nylon (Zytel)
Carrier:	.080 zinc plated cold rolled steel
Hanger Assembly:	.083 zinc plated cold rolled steel
Link bolt:	5/16 thread
Floor guide:	metal and nylon
Headroom:	2" min. to 2⅝" maximum
Door thickness:	1⅜" or 1¾"
Door weight:	up to 150 lbs. per door
Adjustment:	up to ⅝" vertical
Mounting:	top of door

3-wheel top hanger unit with proven tri-point suspension; floating ball socket; positive locking, quick release mechanism

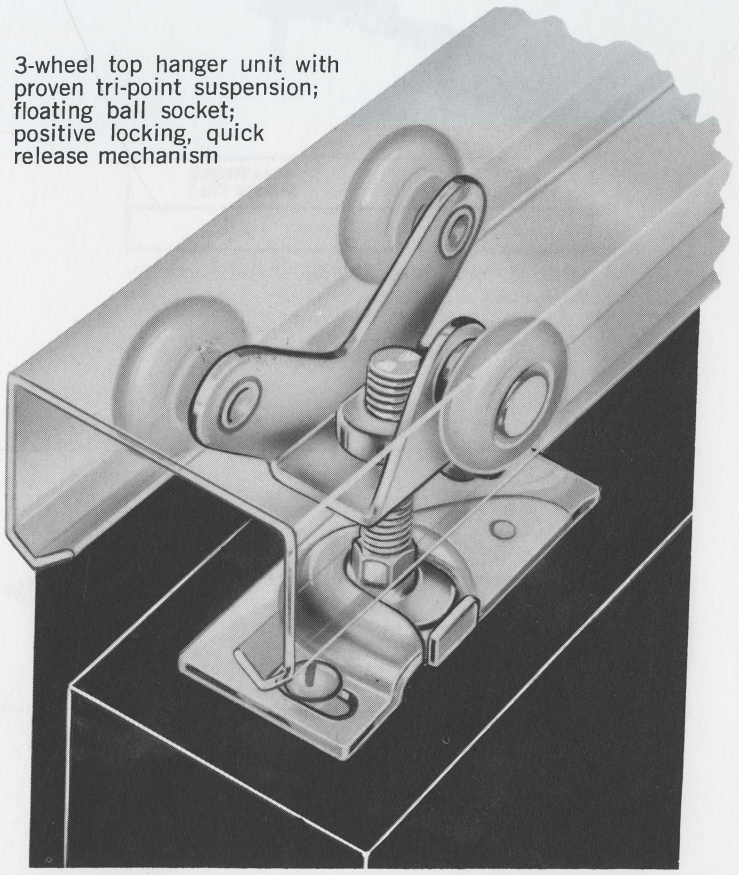

COMPONENTS FOR NO. 2842 SINGLE OR BI-PARTING DOORS

Class Number	Description	Quantity and Size of Self-Tapping Screws Per Piece	Quantity in Case	Case Weight Average (lbs.)	Parts Required Per Door
T2842—4′	Track	7—1¼x10	10 pcs.	16	1 piece (Twice door width)
5′	Track	9—1¼x10	10 pcs.	20	
6′	Track	11—1¼x10	10 pcs.	24	
8′	Track	13—1¼x10	10 pcs.	32	
2844-1	Trolley Assembly with Link Bolt	None	20 pair	6	1 pair
2844-2	Hanger Bracket Assembly	2—1 x10	20 pair	4	1 pair
2865	Door Guide	2—1 x 8	100 sets	8	1 set
2891	Bumper Stop	1—1 x 8	20 pcs.	1	1 piece

*When ordering — specify individual components as required. for door size

SUGGESTED SPECIFICATION

Stanley No. 2842 heavy duty sliding door hardware as manufactured by Stanley Hardware, New Britain, Conn. shall be used on all 1⅜" and 1¾" single or bi-parting doors not exceeding 150 lbs. in weight per door. Track to be extruded aluminum with V-grooved rails. Hangers to incorporate 3-wheel design to provide positive contact and floating action of ball socket. Hanger to incorporate positive locking — quick release mechanism. Vertical adjustment must not require boring of door

INTERIOR SLIDING DOOR HARDWARE

HEAVY DUTY FOR BY-PASSING INSTALLATIONS FOR 1⅜" AND 1¾" THICK DOORS WEIGHING UP TO 150 LBS.

HARDWARE 2840

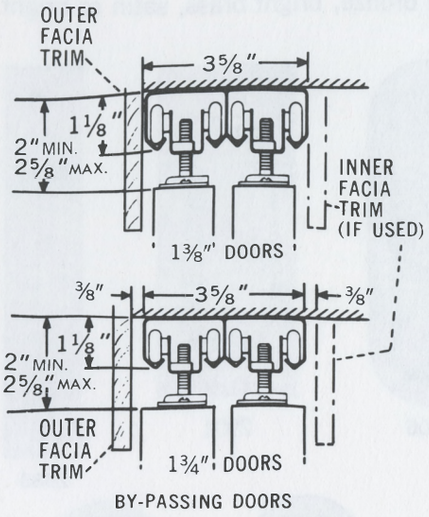

BY-PASSING DOORS



- For use in commercial and fine residential construction
- Three-wheel top hanger unit, with proven tri-point suspension and floating ball socket, rolls effortlessly in V-groove track
- Hangers have positive locking and quick disconnect mechanism
- Up to ⅝" vertical adjustment that does not require boring of doors
- Extruded aluminum track with positive jump-proof construction
- Adjustable nylon floor guide fits 1⅜" and 1¾" by-passing doors. Beveled nylon face prevents marring of doors

PACKAGED SETS

Opening Size	Doors Required		Contents of Sets*				Sets in Carton	Sets in Case	Case Weight Average (lbs.)
			Trolley Hanger Assemblies						
	Width	Thickness	2844-1	2844-2	Track T2840	Floor Guide 2846			
4′	Two 2′	1⅜" or 1¾"	2 pair	2 pair	1 piece 48"	1 set	1	10	49
5′	Two 2′6"	1⅜" or 1¾"	2 pair	2 pair	1 piece 60"	1 set	1	10	58
6′	Two 3′	1⅜" or 1¾"	2 pair	2 pair	1 piece 72"	1 set	1	6	40

*With necessary screws and installation instructions.

COMPONENTS FOR NO. 2840 BY-PASSING DOORS

Class Number	Description	Quantity and Size of Self-Tapping Screws Per Piece	Quantity in Case	Case Weight Average (lbs.)
T2840— 4′	Track	14—1¼ x 10	10 pcs.	30
5′	Track	18—1¼ x 10	10 pcs.	37
6′	Track	22—1¼ x 10	10 pcs.	44
8′	Track	26—1¼ x 10	6 pcs.	37
12′	Track	42—1¼ x 10	6 pcs.	55
2844-1	Trolley Assembly with Link Bolt	None	20 pair	6
2844-2	Hanger Bracket Assembly	2—1 x 10	20 pair	4
2846	Adj. Door Guide	2—1 x 10	20 sets	4

SUGGESTED SPECIFICATION

Stanley No. 2840 heavy duty sliding door hardware as manufactured by Stanley Hardware, New Britain, Conn. shall be used on all 1⅜" and 1¾" by-passing doors not exceeding 150 lbs. in weight per door. Track to be extruded aluminum with V-grooved rails. Hangers to incorporate 3-wheel design to provide positive contact and floating action of ball socket. Hanger to incorporate positive locking – quick release mechanism. Vertical adjustment must not require boring of door

2840 AND 2842 COMPONENTS

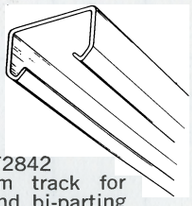

T2842
Aluminum track for single and bi-parting doors up to 150 lbs.

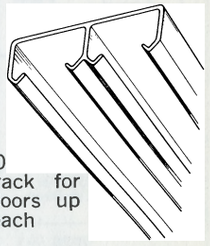

T2840
Aluminum track for by-passing doors up to 150 lbs. each



2844-1
Trolley assembly with link bolt

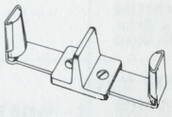

2846*
Adjustable guide for 1⅜ and 1¾ doors

*Pat. pending



2844-2
Hanger assembly

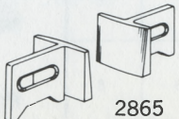

2865
Door guide for pocket doors



2891
Bumper stop for pocket doors.

SLIDING DOOR FLUSH PULLS

THE *Prestige* – FINEST QUALITY LINE OF FLUSH PULLS – PLATED AND POLISHED BRASS

	Quantity and Size of Screws	Pieces in Box	Pieces in Case	Case Weight Average (lbs.)
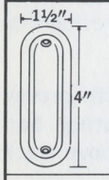 **2689*** MORTISE 3½x1 1/16 ½ Deep	2 – ½x6 O.H.	10	100	9
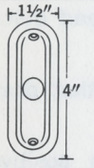 **2906*** MORTISE 3½x1 1/16 17/32 Deep	2 – ½x6 O.H.	10	100	11
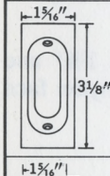 **2901*** MORTISE 2⅜x1 5/16 7/16 Deep	2 – ⅝x4 O.H.	10	100	5
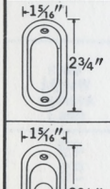 **2904*** MORTISE 2⅜x1 5/16 11/32 Deep	2 – ⅝x4 O.H.	10	100	4
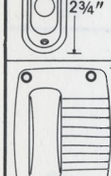 **2907*** MORTISE 2⅜x1 5/16 13/32 Deep	2 – ⅝x4 O.H.	10	100	6
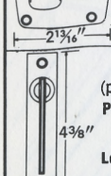 **2694*** MORTISE 2½x1 ¾ Deep	4 – ½x6 O.H.	10	100	14
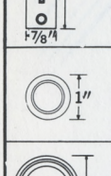 **2683*** (plated steel) Plate Mortise 4⅜x⅞ 3/32 Deep Lever Mortise 3⅛x¾ 1½ Deep	2 – ¾x7 F.H.	10	100	16
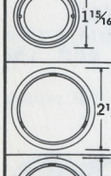 **2688 #1** MORTISE ¾ Diam. ¼ Deep	.....	100	500	4
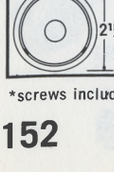 **2688 #2†** MORTISE 1¾ Diam. ⅜ Deep	2 – ⅜x16 Pins	10	100	5
2900 MORTISE 2⅛ Diam. ⅜ Deep	.....	10	100	5
2908‡ MORTISE 2⅛ Diam. ⅜ Deep	1 – 15/16x8-32 Trimit Head Break-off Machine Screw	10	100	8

*screws included †brads included ‡breakoff thru screw

- Solid brass finely finished except No. 2683 which is steel
- All available in satin bronze, bright brass, satin or bright chromium finishes

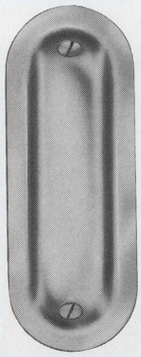
2689


2906


2901



2683


2694


2904


2907


2688 #1


2688 #2

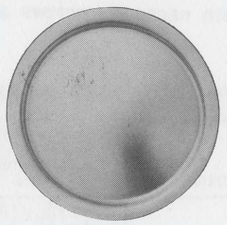
2900


2908

VISUAL PACKS WITH SCREWS

Catalog Number	Quantity in Pack	Packs in Box	Packs in Case	Case Weight (lbs.)
CD2683C	1 ea.	5	100	21
CD2683CM	1 ea.	5	100	21
CD2688C #1	4 ea.	5	100	6
CD2688CM #1	4 ea.	5	100	6
CD2900C	2 ea.	5	100	16
CD2900CM	2 ea.	5	100	16
CD2901C	2 ea.	5	100	14
CD2901CM	2 ea.	5	100	14

For these and other visually packed items see pages 227 to 259

POLY PACK On all except 2688 No. 1

SUGGESTED SPECIFICATION

Prestige line – pulls on all sliding (bi-fold) doors shall be Stanley Nos. ..... of plated and polished brass
(include finish desired)

CLOSET HARDWARE

CLOSET HARDWARE

ADJUSTABLE CLOSET BAR

New, bright nickel finish
Fast, simple installation
Designed for extra strength . . . economically priced

Steel – Bright nickel finish, with screws **7036**



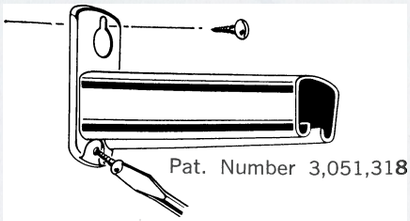

With new angled lower hole . . . easiest to install!

- An ideal, sturdy bar for closets. Bar consists of two structurally strong rolled shapes, one which telescopes into the other, giving a wide range of adjustment
- Designed for fast, simple installation . . . no cutting necessary. Just spot two top screws, slip bar over, then mount firmly driving in upper and lower screws. It's ready for use and hangers cannot mar the nickel finish

Size, Length (inches)	Extension (inches)	Rosettes (inches)	Gauge of Metal	Quantity and Size of Round Head Wood Screws Per Piece	Pieces in Case**	Case Weight Average (lbs.)
18	18 to 30	2⅛ x 1⅛	.025	4 – ¾ x 8	10	10
30	30 to 48	2⅛ x 1⅛	.025	4 – ¾ x 8	10	16
48	48 to 72	2⅛ x 1⅛	.025	4 – ¾ x 8	10	26
72*	72 to 120	2⅛ x 1⅛	.025	4 – ¾ x 8 1 – ¾ x 10	10	39

POLY PACK

*72″ size packed with center support No. 7037
**Available bulk packed 10 bars (not individually packed) in a case with screws – order B7036

Catalog Number	Quantity in Pack	Packs in Box	Packs in Case	Case Weight (lbs.)
V7036N–18″	1 ea.	. .	5	5
V7036N–30″	1 ea.	. .	5	8
V7036N–48″	1 ea.	. .	5	13

Visual pack, with screws, steel – Bright nickel finish **V7036**

For these and other visually packed items see pages 227 to 259

CENTER SUPPORTING BRACKET

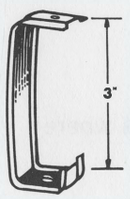

Steel – Nickel finish, with screws **7037**

- Packed with 72″ bars (No. 7036)
- Order separately for greater support

Quantity and Size of Round Head Screws Per Piece	Pieces in Box	Weight Per Box (lbs.)
1 – ¾ x 10	10	1

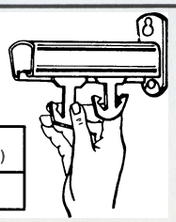

Quantity in Pack	Packs in Box	Packs in Case Order by Packs	Case Weight (lbs.)
10	5	100	12

For these and other visually packed items see pages 227 to 259



NYLON HANGER GLIDES

Nylon anchor-type **V7039**

- "Snap-In" smooth riding nylon hanger glides. Easily snapped into the inner bar section – glides can be added even after bar is mounted in place. Double capacity

CLOSET HARDWARE

COMBINATION SHELF AND CLOSET POLE BRACKETS

7045 Steel – Bright zinc plated, with screws

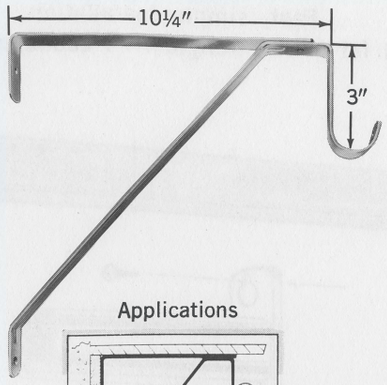

- Combination brackets to give necessary support to shelves and closet poles in residential, commercial, and educational buildings
- Made of heavy gauge steel and corrugated for extra strength. Shelf bracket mounts to wall with or without hook strips
- Positive wall attachment with extra long (2") screws
- Recommend one bracket at each end of shelves 4′ or less. Add one 7040 bracket for each additional 2′ of shelving

Applications

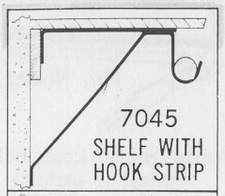

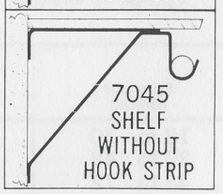

Catalog Number	Gauge	Quantity and Size of Round Head Wood Screws	Quantity in Case	Case Weight Average (lbs.)
7045	.125	2–2 x 12 2– ¾ x 10	10 pcs.	10

V7045 Visual pack, with screws, steel – Bright zinc plated

Catalog Number	Quantity in Pack	Packs in Box	Packs in Case	Case Weight (lbs.)
V7045	1 ea.	5	50	50

For these and other visually packed items see pages 227 to 259

COMBINATION SHELF AND CLOSET POLE BRACKETS

7046 Steel – Painted desert white

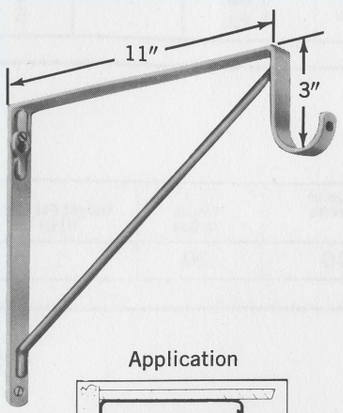

- Ideal for supporting shelves and closet poles where hook strip is not installed
- Convenient one-piece construction

Application

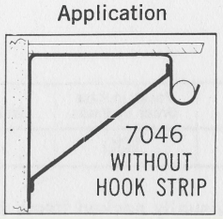

Catalog Number	Gauge		Quantity and Size of Round Head Wood Screws	Quantity in Case	Case Weight Average (lbs.)
	Angle Bracket	Brace			
7046	.109	.312 O.D.	2–1¾x12 R.H. 2– ¾x10 R.H.	10	13

CLOSET HARDWARE

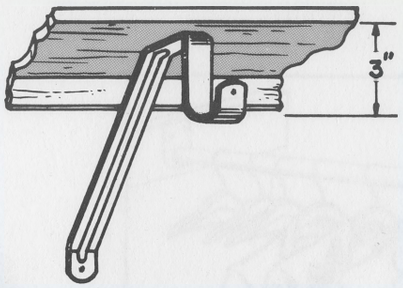

SHELF AND CLOSET POLE SUPPORT

Steel – Bright zinc plated, with screws **7040**

Catalog Number	Gauge	Quantity and Size of Round Head Wood Screws	Quantity in Case	Case Weight Average (lbs.)
7040	.125	1–2 x12 1– ¾x10	10 pcs.	7

- Provides necessary support to shelves and closet poles
- Pole support allows pole to be used with 1 x 4 hook strip

PLASTIC POLE SOCKETS

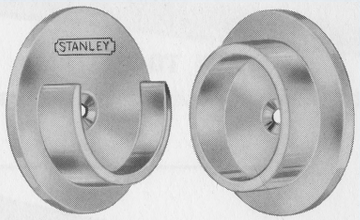

White plastic, without screws **7056**

Outside Diameter (inches)	Sets in Carton	Case Weight Average (lbs.)
2¼	100	6

- Accommodates wooden clothes poles up to 1⅜" in diameter
- White, plastic, reinforced-design – needs no paint or stain finish
- Single screw mounting

Visual pack, with screws, white plastic **CD7056**

Catalog Number	Quantity in Pack	Packs in Box	Packs in Case	Case Weight (lbs.)
CD7056	1 set	5	100	12

For these and other visually packed items see pages 227 to 259

COAT AND HAT HOOKS

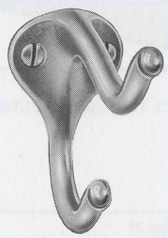

Cast metal – Satin brass finish, with screws **7082**

- Generously formed. A variety of uses
- Projection – 3 inches
- Packed with 2 screws, ¾ x 7 O.H.

Visual pack, with screws, cast metal – Satin brass finish **CD7082F**

Catalog Number	Quantity Per Pack	Packs Per Box	Packs Per Case	Case Weight
CD7082F	2 ea.	5	100	25

For these and other visually packed items see pages 227 to 259

CLOSET BAR BRACKETS

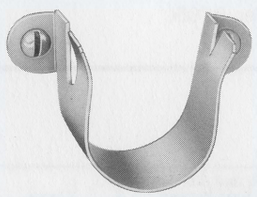

Wrought steel – Satin brass finish, with screws **7089**

- For mounting wood closet poles, 1 inch in diameter
- Projection – 1 inch
- Packed with 2 screws, ⅝ x 6 R.H.

Visual pack, with screws, steel, satin brass finish **CD7089F**

Catalog Number	Quantity Per Pack	Packs Per Box	Packs Per Case	Case Weight
CD7089F	1 pr.	5	100	12

For these and other visually packed items see pages 227 to 259

CLOSET HARDWARE

ADJUSTABLE ROUND CLOSET BAR

7050 **Steel – Bright chrome finish**

- Ideal for closets
- Heavy duty
- Extra strong
- No sag
- Adjustable telescopic tubing





EASY TO INSTALL

Pin strip tab pre-positions bar for easy fastening

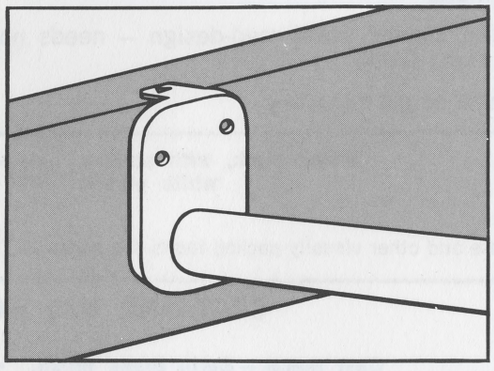

1. Extend bar width of closet. Press or hammer projection into top of shelf support strip

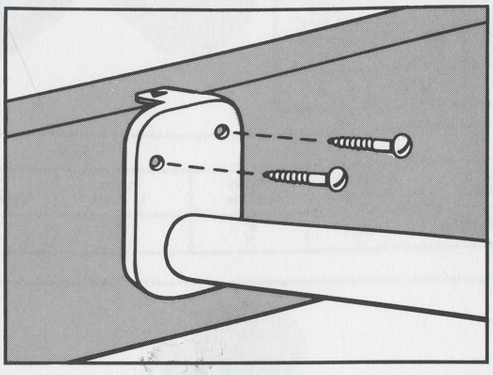

2. Drive screws through escutcheon at each end

Size Length (inches)	Extension (inches)	Rosettes (inches)	Gauge of Metal	Quantity and Size of Round Head Wood Screws per Piece	Pieces in Case**	Case Weight Average (lbs.)
18	18 to 30	2⅝ x 1⅝	.028	4 – ¾ x 8	10	10½
30	30 to 48	2⅝ x 1⅝	.028	4 – ¾ x 8	10	15½
48	48 to 72	2⅝ x 1⅝	.028	4 – ¾ x 8	10	22½
72*	72 to 120	2⅝ x 1⅝	.028	5 – ¾ x 8	10	36

*72″ size packed with center support no. 7051

**Available bulk packed 10 bars (not individually packed) in a case with screws – order B7050

CLOSET BAR SUPPORT

7051 **Steel – Bright chrome finish**

- Packed with 7050 72″ size
- Order separately for greater support



Quantity and Size of Round Head Screws Per Piece	Pieces in Box	Weight Per Box (lbs.)
1 – ¾ x 10	10	1

FLOOR HINGES,
BOLTS, LATCHES

DOUBLE ACTING FLOOR HINGES



Applied

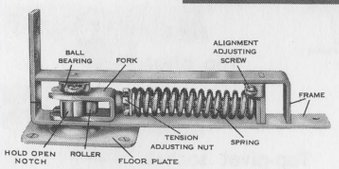

Interior construction

Top pivot



Top-pivot socket



57 jamb plate for tile or concrete floors – ordered separately

CONSTRUCTION

Frame – Heavy cold rolled steel
Cam – Drop-forged and accurately machined and hardened
Fork – Cold rolled steel, hardened
Roller – Hardened tool steel
Spring – Oil tempered steel

Steel plates – Polished and plated, with screws **BB157**

- For double acting wood doors, 1⅜" to 1¾" in thickness, in residences. Will hold doors open at an angle of 90° in either direction
- The ball bearing located at the top of the hinge carries the weight of door and takes the thrust of spring
- The hardened tool steel roller, working with the cam, insures easy and noiseless operation
- Alignment of the door can be adjusted with a screw driver after the door is in place
- Tension of the spring can be adjusted to suit requirements. Side plates are reversible
- 57 jamb plate (ordered separately) used to adapt hinge for tile or concrete floors – packed with machine screws for floor plate

Side Plates (inches)	Floor Plate (inches)	57 Jamb Plate (inches)	Size of Mortise (inches)	Quantity in Box		Quantity in Case		Case Weight Average (lbs.)	
				BB157	57	BB157	57	BB157	57
9¾ x 2⅞	3 x 3¾	3 15/16 x 3⅞ x 3	8½ x 1½	1 set	5 pcs.	10 sets	50 pcs.	41	47

When split finishes are desired, the first finish indicates the finish of all plated parts, except one door plate
Finishes described on page 35



Applied

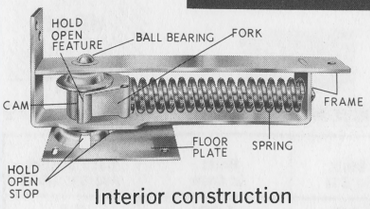

Interior construction

Top pivot

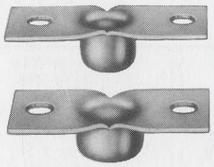

Top-pivot socket

55 jamb plate for tile or concrete floors – ordered separately



Steel – Planished and plated, with screws **155**

- For double acting wood doors, 1⅜" in thickness, in residences
- Will hold doors open at an angle of 90° in either direction
- Equipped with hardened steel bearings which carry the weight of the door, and take the thrust of the spring. Side plates are reversible
- 55 jamb plate (ordered separately) used to adapt hinge for tile or concrete floors. Packed with machine screws for floor plate

CONSTRUCTION

Frame – Heavy cold rolled steel
Cam – Heavy cold rolled steel
Fork – Heavy cold rolled steel
Bearings – Hardened steel balls
Spring – Oil tempered steel

Side Plates (inches)	Floor Plate (inches)	Size of Mortise (inches)	Quantity in Box		Quantity in Case		Case Weight Average (lbs.)	
			155	55	155	55	155	55
9 x 2⅛	3⅜ x 2¾	8¼ x 1½	1 set	5 pcs.	10 sets	50 pcs.	27	38

When split finishes are desired, the first finish indicates the finish of all plated parts, except one door plate
Finishes described on page 35

STANLEY

FLOOR HINGES & SURFACE BOLTS

DOUBLE ACTING FLOOR HINGES

055 Steel – Planished and plated, with screws

- For double acting wood doors, 1⅛" to 1⅜" in thickness, in residences. Will hold doors open at an angle of 90° in either direction
- With hardened steel bearing which carries the weight of the door. Side plates are reversible
- 55 jamb plate (ordered separately) used to adapt hinge for tile or concrete floors. Packed with machine screws for floor plate



Applied

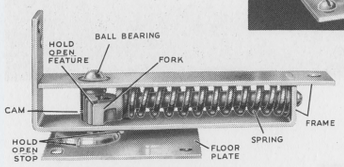

Interior construction

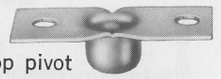

Top pivot

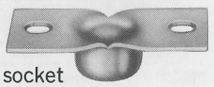

Top-pivot socket



55 jamb plate for tile or concrete floors – ordered separately

CONSTRUCTION

Frame – heavy cold rolled steel
Cam – drop-forged and accurately machined
Bearing – hardened steel ball
Fork – malleable iron
Spring – oil tempered steel

Side Plates (inches)	Floor Plate (inches)	Size of Mortise (inches)	Quantity in Box		Quantity in Case		Case Weight Average (lbs.)	
			055	55	055	55	055	55
7¼ x 1¾	3⅜ x 2¾	6⅝ x 1⅛	1 set	5 pcs.	10 sets	50 pcs.	20	38

When split finishes are desired, the first finish indicates the finish of all plated parts, except one door plate
Finishes described on page 35

SURFACE BOLTS

363 Brass – Bright, with screws

379 Steel – Plated finishes with screws

- For pairs of french doors, casement windows, etc.
- Bolt rods are half round. Friction element holds the bolt securely in any position
- 363 designed for beauty with no guides to mar the fine finish of the bolt
- 379 has back plates under the guides to prevent rod from marring the wood. Guides are designed to prevent marring of the rod when bolt is operated

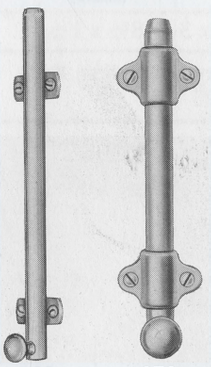

363
6 inch

379
4 inch

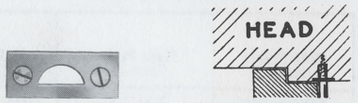

Flat strike packed with 379



Universal strike packed with 379



Universal strike packed with 363



Angle strike packed with 363 and 379

Number	Length (inches)	Width (inches)	Throw (inches)	Guides (inches)	Quantity and Size of Wood Screws Per Piece	Bolts in Box	Bolts in Case	Case Weight Average (lbs.)
363	4	⅜	¾	7/16 x 1	6 – ½ x 5	10	100	14
	6	½	1	½ x 1⅛	6 – ⅝ x 5	10	100	26
379	4	⅜	1	⅝ x 1⅝	6 – ⅝ x 5	10	100	18
	6	½	1¼	1 x 1½	6 – ¾ x 6	10	100	36

POLY PACK On numbers 363 and 379

Finishes described on page 35

CD379F Visual pack, with screws – Satin brass plated

Catalog Number	Quantity in Pack	Packs in Box	Packs in Case	Case Weight (lbs.)
CD379F – 4"	1 ea.	5	100	24
CD379F – 6"	1 ea.	5	100	44

For these and other visually packed items see pages 227 to 259

FLUSH BOLTS AND ROLLER LATCHES



393½

FLUSH BOLTS

Wrought steel – Planished and plated, with screws 393½

Number	Size, Length of Plate (inches)	Width of Plate (inches)	Lip Extension (inches)	Bolt	Throw (inches)	Quantity and Size of Flat Head Wood Screws (plate) Per Piece	Bolts in Box	Bolts in Case	Case Weight Average (lbs.)
393½	6	¾	1⅜	¼" round	1⅛	5–¾x5	10	120	31

POLY PACK Finishes described on page 35

ROLLER LATCHES

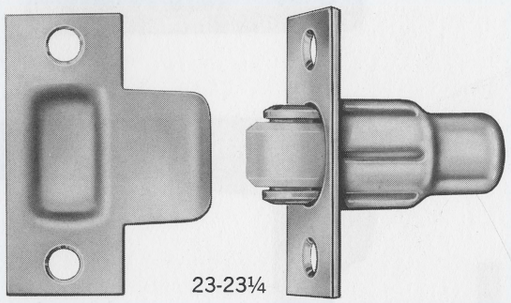

23-23¼

Steel – Planished and plated, with screws 23

Brass face plate and strike – Finely finished, with screws 23¼

- All have long life nylon rollers
- All operate silently with a push-pull action
- Tension is adjustable on all numbers by turning roller
- Nos. 23 and 23¼ for doors 1⅜" thick
- No. 23¼ face plate, strike and yoke made of wrought brass
- Cases are wrought steel, zinc plated

Number	Face Plate (inches)	Strike (inches)	Strike Lip to Center (inches)	Size and Depth of Bore (inches)	Quantity and Size of Flat Head Wood Screws Per Piece	Pieces in Box	Pieces in Case	Case Weight Average (lbs.)
23	2¼ x 1	2¼ x 1⅛	1⅛	⅞ x 2⅜	4 – ¾ x 8	10	100	23
23¼	2¼ x 1	2¼ x 1⅛	1⅛	⅞ x 2⅜	4 – ¾ x 8	10	100	23

POLY PACK On numbers 23, 23¼ Finishes described on page 35

ROLLER LATCHES

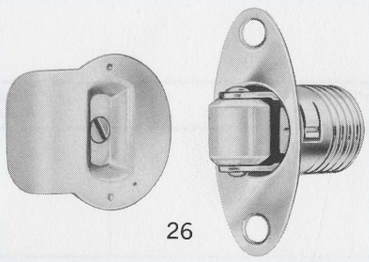

26

Steel – Planished and plated, with screws 26

- Long life nylon rollers that operate silently with a push-pull action
- Tension is adjustable by turning roller
- For doors 1⅛" to 1⅜" thick
- Integral face plate prevents the catch from turning in its mortise
- Cases are wrought steel, zinc plated

Number	Face Plate (inches)	Strike (inches)	Strike Lip to Center (inches)	Size and Depth of Bore (inches)	Quantity and Size of Flat Head Wood Screws Per Piece	Pieces in Box	Pieces in Case	Case Weight Average (lbs.)
26	1¾ x 15/16	1¾ x 1¼	1⅛	¾ x 1⅛	3 – ¾ x 5	25	300	20

POLY PACK Finishes described on page 35

Dispensa-Pac DP26C

Catalog Number	Quantity in Poly-bag	Quantity in Case	Case Weight Average (lbs.)
DP26C	1	100	6

Visual pack, with screws, steel – Bright brass finish CD26C

Catalog Number	Quantity in Pack	Packs in Box	Packs in Case	Case Weight (lbs.)
CD26C	1 ea.	5	50	5

For these and other visually packed items see pages 227 to 259

GRAVITY PIVOT HINGES

*150 Steel – Satin brass (F) or zinc plated (K) with screws

- Designed for quiet, carefree operation of louver or dwarf doors ¾" to 1⅜" thick
- Hinge has adjustment feature to align doors
- Returns door to center of opening automatically by gravity
- Holds door open at 90° on either side of opening
- Door weight carried on tough, silent nylon bearings

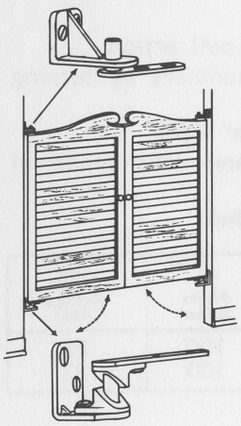





*Pat. pending

Catalog Number	Quantity and Size of Wood Screws Per Set	Sets in Box	Sets in Case	Case Weight Average (lbs.)
150	2 – ¾ x 10 R.H. 4 – ¾ x 10 F.H. 2 – ⅞ x 8 R.H. 1 #8 slotted external tooth sans washer	10	50	15

POLY PACK On numbers 150F and 150K

CD150F Visual pack, with screws, steel – Satin brass finish

Catalog Number	Packs in Box	Packs in Case	Case Weight Average (lbs.)
CD150F	5	50	19

For these and other visually packed items see pages 227 to 259

INDUSTRIAL, FARM,
GARAGE DOOR HDWE.

SUGGESTED SPECIFICATIONS FOR COMMERCIAL OR INDUSTRIAL INSTALLATIONS

FOR SINGLE SLIDING DOOR

Hardware for single straight sliding doors weighing up to 350 lbs. each to be equipped with box type 16 gauge track in galvanized finish (Stanley X2641-R). Zinc plated heavy gauge trolley hangers with ball bearings on swivel and nylon bearings in the wheels; and having both vertical and lateral adjustment (Stanley X2650). Zinc plated brackets, spaced a minimum of 2 feet apart for mounting track, to have clamping feature to prevent rattling of track (Stanley X2650-C)
(Note: For high frequency doors substitute hanger with ball bearings in wheels – Stanley BBX2650)

Hardware for single straight sliding doors weighing up to 450 lbs. each to be equipped with box type 14 gauge track in galvanized finish (Stanley XY2641-R). Zinc plated heavy gauge trolley hangers with ball bearings on swivel and nylon bearings in the wheels; and having both vertical and lateral adjustment (Stanley XY2650). Zinc plated brackets, spaced a minimum of 2 feet apart for mounting track, to have clamping feature to prevent rattling of track (Stanley X2650-C)
(Note: For high frequency doors substitute hanger with ball bearings in wheels – Stanley BBXY2650)

Hardware for single straight sliding doors weighing up to 700 lbs. each to be equipped with box type 14 gauge track (Stanley Y2641). Heavy gauge trolley hangers must have 3 inch diameter wheels with roller bearings and ball bearing on swivel; and having both vertical and lateral adjustment (Stanley Y2650). Heavy brackets, spaced a minimum of 2 feet apart for mounting track, to have "Hold-Fast" clamping feature to prevent rattling of track (Stanley Y2610-C)
(Note: For high frequency doors substitute hanger with ball bearings in wheels – Stanley BBY2650)

Hardware for single straight sliding doors weighing up to 1,000 lbs. each to be equipped with box type 13 gauge track (Stanley W2641). Heavy gauge trolley hangers must have 3 inch diameter wheels with roller bearings and ball bearing on swivel; and having both vertical and lateral adjustment (Stanley W2650). Heavy brackets, spaced a minimum of 2 feet apart for mounting track, to have "Hold-Fast" clamping feature to prevent rattling of track (Stanley W2610-C)
(Note: For high frequency doors substitute hanger with ball bearings in wheels – Stanley BBW2650)

FOR TWO BI-PARTING DOORS

Hardware for two bi-parting straight sliding doors weighing up to 350 lbs. each to be equipped with box type 16 gauge track in galvanized finish (Stanley X2641-R). Zinc plated heavy gauge trolley hangers with ball bearings on swivel and nylon bearings in the wheels; and having both vertical and lateral adjustment (Stanley X2650). Zinc plated brackets, spaced a minimum of 2 feet apart for mounting track, to have clamping feature to prevent rattling of track (Stanley X2650-C) and one center stop bracket No. X2650-CS
(Note: For high frequency doors substitute hanger with ball bearings in wheels – Stanley BBX2650)

Hardware for two bi-parting straight sliding doors weighing up to 450 lbs. each to be equipped with box type 14 gauge track in galvanized finish (Stanley XY2641-R). Zinc plated heavy gauge trolley hangers with ball bearings on swivel and nylon bearings in the wheels; and having both vertical and lateral adjustment (Stanley XY2650). Zinc plated brackets, spaced a minimum of 2 feet apart for mounting track, to have clamping feature to prevent rattling of track (Stanley X2650-C), and one center stop bracket No. X2650-CS
(Note: For high frequency doors substitute hanger with ball bearings in wheels – Stanley BBXY2650)

Hardware for two bi-parting straight sliding doors weighing up to 700 lbs. each to be equipped with box type 14 gauge track (Stanley Y2641). Heavy gauge trolley hangers must have 3 inch diameter wheels with roller bearings and ball bearing on swivel; and having both vertical and lateral adjustment (Stanley Y2650). Heavy brackets, spaced a minimum of 2 feet apart for mounting track, to have "Hold-Fast" clamping feature to prevent rattling of track (Stanley Y2610-C), and one center stop bracket No. Y2610-CS
(Note: For high frequency doors substitute hanger with ball bearings in wheels – Stanley BBY2650)

Hardware for two bi-parting straight sliding doors weighing up to 1,000 lbs. each to be equipped with box type 13 gauge track (Stanley W2641). Heavy gauge trolley hangers must have 3 inch diameter wheels with roller bearings and ball bearing on swivel; and having both vertical and lateral adjustment (Stanley W2650). Heavy brackets, spaced a minimum of 2 feet apart for mounting track, to have "Hold-Fast" clamping feature to prevent rattling of track (Stanley W2610-C), and one center stop bracket No. W2610-CS
(Note: For high frequency doors substitute hanger with ball bearings in wheels – Stanley BBW2650)

FOR TWO BY-PASSING DOORS

Hardware for two by-passing straight sliding doors weighing up to 350 lbs. each to be equipped with box type 16 gauge track in galvanized finish (Stanley X2641-R). Zinc plated heavy gauge trolley hangers with ball bearings on swivel and nylon bearings in the wheels; and having both vertical and lateral adjustment (Stanley X2650). Zinc plated brackets, spaced a minimum of 2 feet apart for mounting track, to have clamping feature to prevent rattling of track (Stanley X2651-D)
(Note: For high frequency doors substitute hanger with ball bearings in wheels – Stanley BBX2650)

Hardware for two by-passing straight sliding doors weighing up to 450 lbs. each to be equipped with box type 14 gauge track in galvanized finish (Stanley XY2641-R). Zinc plated heavy gauge trolley hangers with ball bearings on swivel and nylon bearings in the wheels; and having both vertical and lateral adjustment (Stanley XY2650). Zinc plated brackets, spaced a minimum of 2 feet apart for mounting track, to have clamping feature to prevent rattling of track (Stanley X2651-D)
(Note: For high frequency doors substitute hanger with ball bearings in wheels – Stanley BBXY2650)

Hardware for two by-passing straight sliding doors weighing up to 700 lbs. each to be equipped with box type 14 gauge track (Stanley Y2641). Heavy gauge trolley hangers must have 3 inch diameter wheels with roller bearings and ball bearing on swivel; and having both vertical and lateral adjustment (Stanley Y2650). Heavy brackets, spaced a minimum of 2 feet apart for mounting track, to have "Hold-Fast" clamping feature to prevent rattling of track (Stanley Y2651-D)
(Note: For high frequency doors substitute hanger with ball bearings in wheels – Stanley BBY2650)

Hardware for two by-passing straight sliding doors weighing up to 1,000 lbs. each to be equipped with box type 13 gauge track (Stanley W2641). Heavy gauge trolley hangers must have 3 inch diameter wheels with roller bearings and ball bearing on swivel; and having both vertical and lateral adjustment (Stanley W2650). Heavy brackets, spaced a minimum of 2 feet apart for mounting track, to have "Hold-Fast" clamping feature to prevent rattling of track (Stanley W2651-D)
(Note: For high frequency doors substitute hanger with ball bearings in wheels – Stanley BBW2650)

STANLEY

SUGGESTED SPECIFICATIONS FOR COMMERCIAL OR INDUSTRIAL INSTALLATIONS

FOR TWO BY-PASSING DOORS

Hardware for two by-passing straight sliding doors weighing up to 125 lbs. each to be equipped with a single run of box type 16 gauge track in galvanized finish (Stanley X2641-R). Zinc plated trolley hangers with roller bearings in the wheels (Stanley X2646). Zinc plated brackets, spaced a minimum of 2 feet apart for mounting track, to have clamping feature to prevent rattling of track (Stanley X2650-C)

FOR THREE BY-PASSING DOORS

Hardware for three by-passing straight sliding doors weighing up to 350 lbs. each to be equipped with box type 16 gauge track in galvanized finish (Stanley X2641-R). Zinc plated heavy gauge trolley hangers with ball bearings on swivel and nylon bearings in the wheels; and having both vertical and lateral adjustment (Stanley X2650). Zinc plated brackets, spaced a minimum of 2 feet apart for mounting track, to have clamping feature to prevent rattling of track (Stanley X2651-T)
(Note: For high frequency doors substitute hanger with ball bearings in wheels – Stanley BBX2650)

Hardware for three by-passing straight sliding doors weighing up to 450 lbs. each to be equipped with box type 14 gauge track in galvanized finish (Stanley XY2641-R). Zinc plated heavy gauge trolley hangers with ball bearings on swivel and nylon bearings in the wheels; and having both vertical and lateral adjustment (Stanley XY2650). Zinc plated brackets, spaced a minimum of 2 feet apart for mounting track, to have clamping feature to prevent rattling of track (Stanley X2651-T)
(Note: For high frequency doors substitute hanger with ball bearings in wheels – Stanley BBXY2650)

Hardware for three (or more) by-passing straight sliding doors weighing up to 700 lbs. each to be equipped with two runs of box type 14 gauge track (Stanley Y2641). Heavy gauge trolley hangers must have 3 inch diameter wheels with roller bearings and ball bearing on swivel; and having both vertical and lateral adjustment (Stanley Y2650). Heavy brackets, spaced a minimum of 2 feet apart for mounting track, to have "Hold-Fast" clamping feature to prevent rattling of track (Stanley Y2651-D)
(Note: For high frequency doors substitute hanger with ball bearings in wheels – Stanley BBY2650)

Hardware for three (or more) by-passing straight sliding doors weighing up to 1,000 lbs. each to be equipped with two runs of box type 13 gauge track (Stanley W2641). Heavy gauge trolley hangers must have 3 inch diameter wheels with roller bearings and ball bearing on swivel; and having both vertical and lateral adjustment (Stanley W2650). Heavy brackets, spaced a minimum of 2 feet apart for mounting track, to have "Hold-Fast" clamping feature to prevent rattling of track (Stanley W2651-D)
(Note: For high frequency doors substitute hanger with ball bearings in wheels – Stanley BBW2650)

FOR DOORS ROLLING "ROUND-THE-CORNER"

Doors rolling around the corner shall be equipped with Rolling Door Hardware as manufactured by The Stanley Works, New Britain, Connecticut. Straight tracks shall be box type 16 gauge galvanized steel No. X2641-R. 90 degree curved track shall be one piece with 24 inch (or 36 inch) radius. Zinc plated trolley hangers with ball bearings on the swivel and nylon bearings in the wheels; having both vertical and lateral adjustment No. X2605. Zinc plated brackets, spaced a minimum of 2 feet apart for mounting track, to have clamping feature to prevent rattling of track No. X2650-C. Door panels shall be hinged together with Stanley hinges No. 734 and 737½ providing proper clearances for door to clear opening. Doors must be equal in width and not exceed 3 feet in width, 2 inches in thickness, or 150 lbs. in weight
(Note: For smoother rolling doors substitute hangers with ball bearings in wheels No. BBX2605 or BBX2605½)

FOR UPWARD ACTING "SWING-UP" GARAGE DOORS

For doors up to 175 lbs. – 8′ to 9′ wide x 6′6″ to 7′ high
The garage door shall be equipped with "Swing-Up" Garage Door hardware as manufactured by The Stanley Works, New Britain, Connecticut. Hardware must be designed for a one section, simple, upward acting door so that when door is opened it shall be raised upward and inward overhead into the garage on 2 inch tracks. Hardware shall consist of all mechanism and devices of proper size for operating doors between 8 foot to 9 foot wide by 6′ 6″ to 7 foot high weighing up to 175 lbs. Heavy lifting arms with self lubricating oilite bearing. Assembled to a jamb bracket with a series of holes for adjusting spring tension for various door weights. Springs to be equipped with a reversible nylon shoe to provide automatic action of door. Zinc plated ball bearing wheels mounted on reinforced roller brackets. Steel weatherstrip plates to be provided for each side of door. Locking mechanism complete with cylinder and keys to be furnished. Stanley No. 2731½

For doors up to 300 lbs. – 7′ to 16′ wide x 6′6″ to 7′ high
The garage door shall be equipped with "Swing-Up" garage door hardware as manufactured by The Stanley Works, New Britain, Connecticut. Hardware must be designed for a one section, simple, upward acting door so that when door is opened it shall be raised upward and inward overhead into the garage on two inch tracks. Hardware shall consist of all mechanism and devices of proper size for operating doors between 7 foot to 16 foot wide by 6′ 6″ to 7 foot high weighing up to 300 lbs. Heavy lifting arms with ball bearing at pivot point assembled to a jamb bracket with a series of holes for adjusting spring tension for various door weights, and adjustment screws for automatic door operation. Zinc plated ball bearing wheels with hardened steel raceways mounted to reinforced roller brackets. Steel weatherstrip plates to be provided for each side of door. Locking mechanism complete with cylinder and keys to be furnished. Stanley No. 2734

For doors up to 300 lbs. – 7′ to 16′ wide x 7′ to 8′ high
The garage door shall be equipped with "Swing-Up" garage door hardware as manufactured by The Stanley Works, New Britain, Connecticut. Hardware must be designed for a one section, simple, upward acting door so that when door is opened it shall be raised upward and inward overhead into the garage on two inch tracks. Hardware shall consist of all mechanism and devices of proper size for operating doors between 7 foot to 16 foot wide by 7 foot to 8 foot high weighing up to 300 lbs. Heavy lifting arms with ball bearing at pivot point assembled to a jamb bracket with a series of holes for adjusting spring tension for various door weights, and adjustment screws for automatic door operation. Zinc plated ball bearing wheels with hardened steel raceways mounted to reinforced roller brackets. Steel weatherstrip plates to be provided for each side of door. Locking mechanism complete with cylinder and keys to be furnished. Stanley No. 2734

STANLEY

BALL BEARING HINGES

TRIPLE WEIGHT, FULL SURFACE

Steel – Plain (ball bearing) **BB957**
(ball bearing) **BB959**



BB957 loose pin

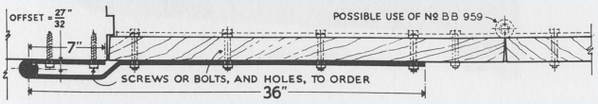



BB959 loose pin

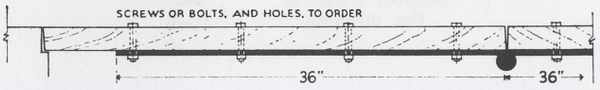

Size, Length of Each Door Leaf (inches)	Width of Each Door Leaf (inches)	Length of Joint (inches) BB957	*Width of Jamb Leaf (inches) BB957	Length of Joint (inches) BB959	Net Weight Per Pair Average (lbs.)	
					BB957	BB959
up to 36	3	8	*	6⅜	44	54
37 to 48	3	8	*	6⅜	54	70
49 to 60	3	8	*	6⅜	60	85
61 to 72	3	8	*	6⅜	70	100

Packed as ordered *As ordered

- For very heavy doors of warehouses, industrial buildings, etc.
- Hinges swing doors entirely clear of opening: doors must set flush with the casing
- Made of triple weight wrought steel; ⅜" in thickness up to 72" in length
- Equipped with two Stanley permanently lubricated ball bearings which prevent wear at the joints and insure easy operation of the door
- Door leaf, as regularly made, has bolt holes 9/16" in diameter
- Pad of BB957 has holes 13/16" in diameter
- Special hole locations on order: furnished without screws or bolts unless otherwise specified
- Hinges made to order. A sketch of the jamb and door must accompany order showing exact conditions, thickness and weight of door

Gauge of metal .375. Diameter of pin ¾"

EXTRA-HEAVY, HALF SURFACE

Steel – Japanned, dead black or zinc plated finishes with screws (non-template) **BB1458**
(template) **BBTMS1458**

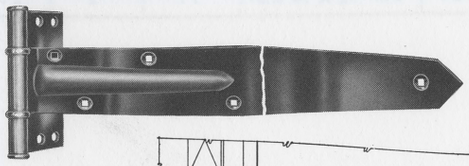

Fast pin

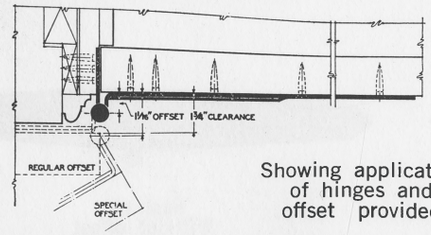

Showing application of hinges and offset provided

- Hinges in dead black finish are first bonderized. The bonderizing forms a strong bond between the metal and final finish – specify J1, with a rust-resisting base – KJ1
- Furnished in japanned (J), zinc plated (K), dead black (J1) or (KJ1) finishes

- For doors of warehouses, industrial buildings, etc.
- Made of extra heavy wrought steel, toughened and hardened by cold rolling, corrugated for added strength
- Equipped with two Stanley permanently lubricated ball bearings which prevent wear at the joints and insure easy operation of the doors
- Screw holes in door leaf are made to take carriage bolts or screws
- Carriage bolts furnished on order – specify thickness of door

Size, Length of Door Leaf (inches)	Length of Joint (inches)	Width of Jamb Leaf (inches)	Width of Door Leaf at Joint (inches)	Offset (inches)	Throw or Clearance (inches)	For Minimum Top Rail (inches)	Gauge of Metal	Quantity and Size of F.H. Wood Screws Per Pair	Quantity and Size of Machine Screws Per Pair	Pair in Box	Pair in Case	Weight Per Case Average (lbs.)
									Jamb Leaf BBTMS1458			
12	7	2 13/16	3	1 1/16	1¾	5	.162	20–1½x14	10–½x¼-20	1	12	87
24	7	2 13/16	3	1 1/16	1¾	5	.162	24–1½x14	10–½x¼-20	..	1	10

BALL BEARING HINGES

EXTRA-HEAVY, FULL SURFACE

BB1456 (non-template)
BBTMS1456 (template)
Steel — Japanned, dead black or zinc plated finish with screws



Fast pin

- For doors of warehouses, industrial buildings, etc.
- Hinges swing doors entirely clear of the opening
- Doors must set flush with the casing
- Made of extra heavy wrought steel, toughened and hardened by cold rolling, corrugated for added strength
- Equipped with two Stanley permanently lubricated ball bearings which prevent wear at the joints and insure easy operation of the doors
- Screw holes in door leaf are made to take carriage bolts or screws. Carriage bolts furnished on order — specify thickness of door
- Furnished in japanned (J), dead black (J1) or (KJ1) or zinc plated (K) finishes

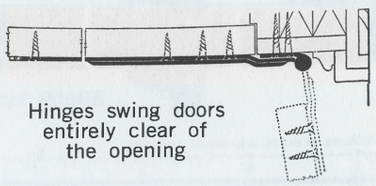

Hinges swing doors entirely clear of the opening

Size, Length of Door Leaf (inches)	Length of Joint (inches)	Width of Jamb Leaf (inches)	Width of Door Leaf at Joint (inches)	For Minimum Top Rail (inches)	Gauge of Metal	Quantity and Size of F.H. Wood Screws Per Pair	Quantity and Size of F.H. Machine Screws Per Pair — Jamb Leaf BBTMS1456	Pair in Box	Pair in Case	Case Weight Average (lbs.)
12	7	2 21/32	3	5	.162	20—1½ x 14	10—½ x ¼-20	1	12	84
24	7	2 21/32	3	5	.162	22—1½ x 14	10—½ x ¼-20.	. .	1	10

EXTRA-HEAVY, FULL SURFACE

BB1452
Steel — Japanned, dead black, or zinc plated with screws



Fast pin
Without offset

- For folding doors of warehouses, industrial buildings, etc.
- Extra heavy wrought steel, toughened and hardened by cold rolling, corrugated for strength
- Equipped with two Stanley permanently lubricated ball bearings which prevent wear at the joints and insure easy operation of the doors
- Screw holes are made to take carriage bolts or screws. Carriage bolts furnished on order — specify thickness of door
- Furnished in japanned (J), dead black (J1) or (KJ1), or zinc plated (K) finishes

Length of Each Leaf (inches)	Length of Joint (inches)	Gauge of Metal	Quantity and Size of F.H. Wood Screws Per Pair	Pair in Box	Pair in Case	Case Weight Average (lbs.)
10	3	.162	20 — 1½ x 14	1	10	63

GARAGE DOOR HINGES

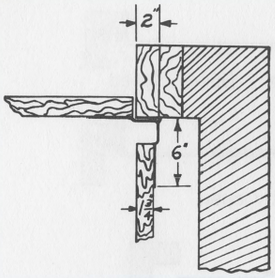



Fast spun pin

FULL SURFACE

Steel – Japanned finish with screws **737½**

- For folding and "round the corner" exterior doors
- Made of wrought steel, toughened and hardened by cold rolling
- Allows a 1¾" door to clear the opening when at an angle of 90°

Length of Door Leaf (inches)	Length of Joint (inches)	Width of Jamb Leaf (inches)	Gauge of Metal	Quantity and Size of F.H. Wood Screws Per Pair	Pair in Box	Net Weight Per Pair Average (lbs.)
6	4	2	.130	20 – 1¼ x 12	1	3



Fast spun pin

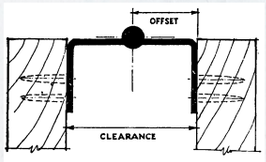

1" offset provides 2" clearance between doors in open position

FULL SURFACE

Steel – Japanned finish with screws **734**

- For folding doors. The offset allows clearance for other hardware that may project from the doors
- Made of cold rolled steel
- On order with ¾" offset providing 1½" throw

Size Open (inches)	Length of Joint (inches)	Offset (inches)	Gauge of Metal	Quantity and Size of F.H. Wood Screws Per Pair	Pair in Box	Weight Per Pair Average (lbs.)
4 x 3½	4	1	.130	16 – 1¼ x 10	1	2.50



Loose pin – full or half surface

FULL OR HALF SURFACE

Wrought steel – Japanned, with screws **Sc966**

- For residential garage doors
- Half or full surface application. For full surface application doors must set flush with casing

Size, Length of Door Leaf (inches)	Length of Joint (inches)	Width of Jamb Leaf (inches)	Width of Door Leaf at Joint (inches)	Gauge of Metal	Quantity and Size of F.H. Wood Screws Per Pair	Pair in Box	Pair in Case	Case Weight Average (lbs.)
10	7	2	3½	.150	18 – 1½ x 14	1	10	50

SLIDING DOOR HARDWARE

■DR GARAGE OR INDUSTRIAL DOORS

STRAIGHT SLIDING

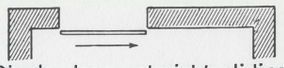

Single door – straight sliding

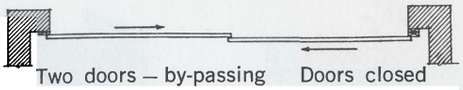

Two doors – by-passing Doors closed



One door partly open

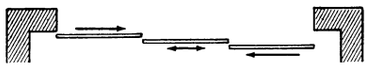

Three doors – by-passing

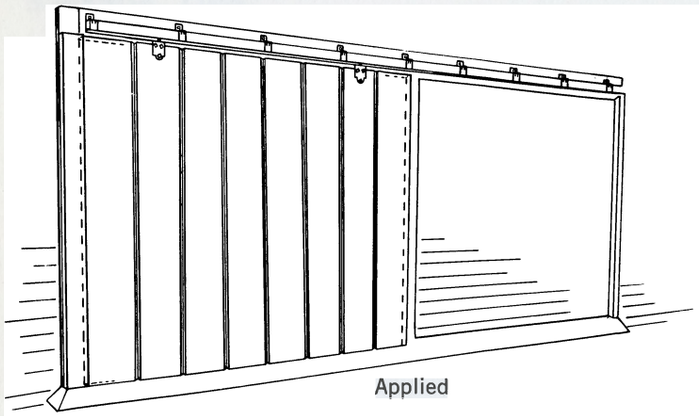

Applied

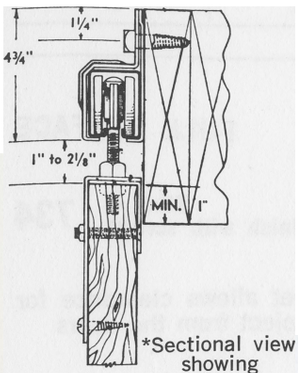

*Sectional view showing side wall bracket

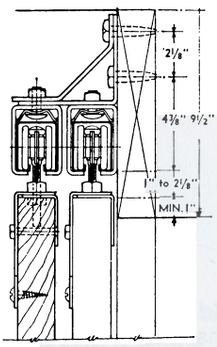

*Sectional view showing double side wall bracket for by-passing doors

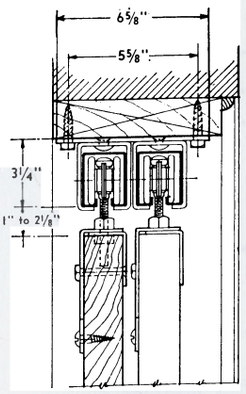

*Sectional view showing double center overhead bracket for by-passing doors

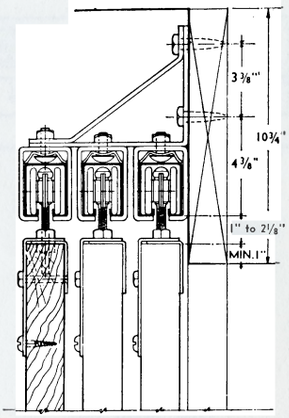

*Sectional view showing triple side wall bracket for three by-passing doors

*Dimensions shown are for X weight hardware. For dimensions using Y and W weight hardware see pages 174-177

- The following table is for guidance in selecting hardware for typical straight sliding door installations
- Hardware listed for the various installations is not packed in sets. Each item must be ordered separately
- Refer to catalog pages in this section for detailed information or substitutions for items in table below

HARDWARE SELECTOR GUIDE FOR SINGLE STRAIGHT SLIDING DOORS WEIGHING UP TO 350 LBS. EACH – *** **(FOR BY-PASSING DOORS – SEE NEXT PAGE)**

Number and Type of Hardware		Number of Doors, Opening Size and Quantity of Hardware Required					
		1 Door 8′ Opening	1 Door 10′ Opening	1 Door 12′ Opening	2 Bi-parting 8′ Opening	2 Bi-parting 10′ Opening	2 Bi-parting 12′ Opening
X2641	Track	2 pieces 8′	2 pieces 10′	2 pieces 12′	2 pieces 8′	2 pieces 10′	2 pieces 12′
X2650-C	Bracket	9 only	11 only	13 only	9 only	11 only	13 only
X2641-EC	End cap	2 only	2 only	2 only	2 only	2 only	2 only
X2650	Hanger	1 pair	1 pair	1 pair	2 pair	2 pair	2 pair
1231	Door stop	2 only	2 only	2 only	2 only	2 only	2 only
2556	Bumper shoes	2 pair	2 pair	2 pair	4 pair	4 pair	4 pair
2550	Floor guide	.....	.....	.....	1 only	1 only	1 only
1257 no. 3	Pull	1 only	1 only	1 only	2 only	2 only	2 only
1271	Flush pull	1 only	1 only	1 only	2 only	2 only	2 only
2559½	Stay roller	1 only	1 only	1 only	2 only	2 only	2 only
925–3″	Hasp (optional)	1 only	1 only	1 only	2 only	2 only	2 only

****FOR DOORS WEIGHING UP TO 700 LBS. EACH** substitute: Y weight hardware for X weight hardware in the table; 2554 stay roller for 2559½

*****FOR DOORS WEIGHING UP TO 1000 LBS. EACH** substitute: W weight hardware for X weight hardware in the table; 2554 stay roller for 2559½

Suggested specifications are listed immediately preceding page 163

SLIDING DOOR HARDWARE

FOR GARAGE OR INDUSTRIAL DOORS



BY-PASSING SLIDING

HARDWARE SELECTOR GUIDE FOR BY-PASSING SLIDING DOORS WEIGHING UP TO 350 LBS. EACH** – *** (WITH TROLLEY TRACK FOR EACH DOOR)

Number and Type of Hardware		Number of Doors, Opening Size and Quantity of Hardware Required		
		2 By-passing Doors 8′ Opening	2 By-passing Doors 16′ Opening	3 By-passing Doors 16′ Opening
X2641	Track	2 pieces 8′	4 pieces 8′	6 pieces 8′
X2651-D	Double bracket	5 only	9 only	....
X2651-T	Triple bracket	....	....	9 only
½″ x 2″	Lag screws for brackets	10 only	18 only	18 only
X2641-EC	End cap	4 only	4 only	6 only
X2650	Hanger	2 pair	2 pair	3 pair
1231	Door stop	2 only	2 only	2 only
2556	Bumper shoes	4 pair	4 pair	6 pair
2551 no. 2	Floor guide	1 only	1 only	2 only
1257 no. 3	Pull	2 only	2 only	2 only
1271	Flush pull	2 only	2 only	4 only
1010 – 18″	Cane bolt	....	....	2 only

**FOR DOORS WEIGHING UP TO 700 LBS. EACH substitute: Y weight hardware for X weight hardware in table
***FOR DOORS WEIGHING UP TO 1000 LBS. EACH substitute: W weight hardware for X weight hardware in table

HARDWARE SELECTOR GUIDE FOR BY-PASSING SLIDING DOORS WEIGHING UP TO 125 LBS. EACH (WITH SINGLE RUN OF TROLLEY TRACK)

Number and Type of Hardware		Number of Doors, Opening Size and Quantity of Hardware Required	
		2 By-passing Doors 8′ Opening	2 By-passing Doors 16′ Opening
X2641	Track	1 piece 8′	2 pieces 8′
X2650-C	Bracket	5 only	9 only
½″ x 2″	Lag screws for brackets	5 only	9 only
X2641-EC	End cap	2 only	2 only
X2646	Hanger	2 pair	2 pair
1231	Door stop	2 only	2 only
2556	Bumper shoes	4 pair	4 pair
2551 no. 2	Floor guide	1 only	1 only
1257 no. 3	Pull	2 only	2 only
1271	Flush pull	2 only	2 only

When using single run of track hardware available in X weight only as shown in table

Suggested specifications are listed immediately preceding page 163

ROLLING DOOR HARDWARE

FOR GARAGE OR INDUSTRIAL DOORS

ROLLING DOOR "ROUND-THE-CORNER"

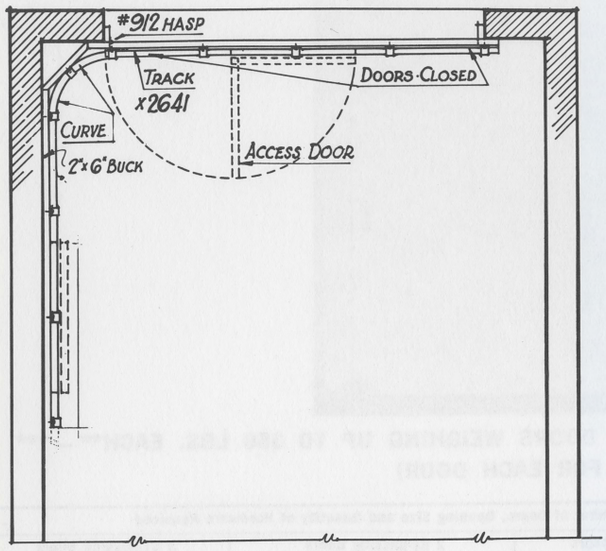

Floor plan

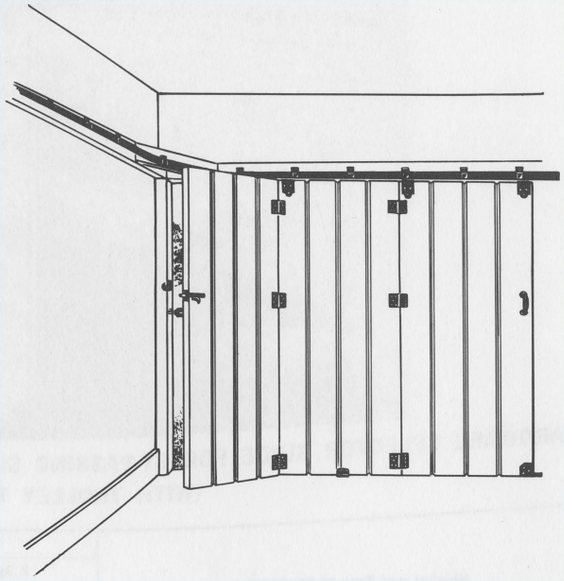

- The following table is for guidance in selecting hardware required for typical rolling door "round-the-corner" installations
- Hardware listed for the various installations is not packed in sets as such. Each item must be ordered separately
- Refer to catalog pages in this section for detailed information or possible substitutions for items shown in the table

HARDWARE SELECTOR GUIDE FOR ROLLING DOORS "ROUND-THE-CORNER" WEIGHING UP TO 150 LBS. (NOT EXCEEDING *8′ IN HEIGHT OR 3′ IN WIDTH)

Number and Type of Hardware		Number of Doors, Opening Size and Quantity of Hardware Required					
		3 Doors 8′ Opening	4 Doors 8′ Opening	3 Doors 10′ Opening	4 Doors 12′ Opening	5 Doors 14′ Opening	6 Doors 3 Each Side 16′ Opening
X2641	Track	1 piece 8′ 1 piece 6′	1 piece 8′ 1 piece 6′	1 piece 10′ 1 piece 8′	2 pieces 6′ 1 piece 10′	1 piece 8′ 3 pieces 6′	4 pieces 8′
X2641-CT	Track–24″ radius curve	1 piece	1 piece	1 piece	1 piece	1 piece	2 pieces
X2650-C	Bracket	10 only	10 only	12 only	14 only	16 only	21 only
½″x2″	Lag screws for X2650-C	10 only	10 only	12 only	14 only	16 only	21 only
X2605	Hanger	3 only	4 only	3 only	4 only	5 only	7 only
1260 no. 3	Thumb latch	1 only	1 only	1 only	1 only	1 only	1 only
1257 no. 3	Pull	1 only	1 only	1 only	1 only	1 only	2 only
Sc912–4½″	Hasp	1 only	1 only	1 only	1 only	1 only	1 only
2556	Bumper shoes	1 pair	1 pair	1 pair	1 pair	1 pair	2 pair
1231	Stop and binder	1 only	1 only	1 only	1 only	1 only	....
2550	Floor guide	1 only	1 only	1 only	1 only	2 only	2 only
734 4″x3½″	Hinge	1½ pair	1½ pair	1½ pair	1½ pair	1½ pair	1½ pair
737½ 4″x6″	Hinge	1½ pair	3 pair	1½ pair	3 pair	4½ pair	4½ pair
1010–18″	Cane bolt	....	....	....	....	....	1 only

*For doors over 8′ high, one additional hinge per door is required for each 2½ feet or fraction thereof in height

Suggested specifications are listed immediately preceding page 163

DOOR HANGERS

FOR STRAIGHT SLIDING DOORS UP TO 350 LBS.

HANGER AND BRACKET SET

Steel – Bright zinc plated SX2650*

SET CONSISTS OF: 1 pair hangers X2650, 3 brackets X2650-C, 2 end caps X2641-EC with bolts and lag screws



Applied to barn

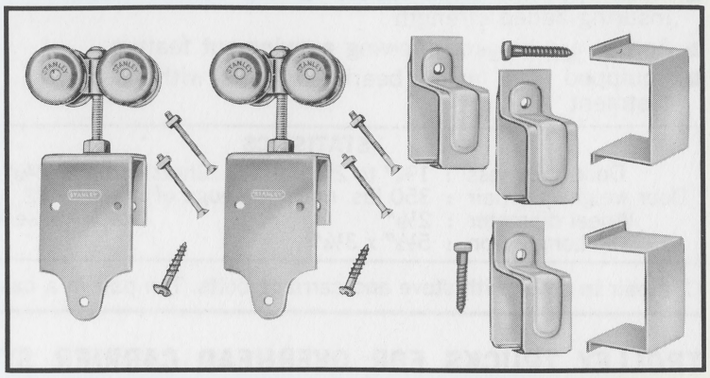

With adjustable hangers for doors 1⅝" to 2¼" in thickness

- For doors up to 350 lbs. in weight: used with trolley track X2641
- The four-wheel hanger has a ball bearing on the swivel and nylon bearings in the wheels for longer life
- Hanger is made with both vertical and lateral adjustment, which can be set at any position
- Aprons provide bearing surface on each side of the door
- Brackets are so designed that tightening the lag screws, when mounting, draws them tightly around the track, holding the track firmly in place
- Brackets should be spaced 2′ on centers

One complete set in a box: five sets in a case. Case weight, 32 lbs.

Order track separately. Furnished in 6′, 8′, 10′ and 12′ lengths. Order additional brackets separately to provide 2′ spacing

*Pat. pending

HANGERS FOR STRAIGHT SLIDING DOORS UP TO 350 LBS.

Steel – Bright zinc plated { X2650* / BBX2650

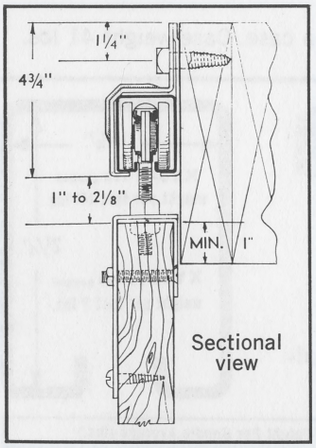

Sectional view

Hanger X2650 bracket X2650-C and trolley track X2641



X2650
With adjustable feature

- For single or by-passing sliding doors
- Aprons provide bearing surface on both sides of the door
- X2650 equipped with a ball bearing on the swivel and nylon bearings in the wheels for normal low frequency use
- BBX2650 equipped with a ball bearing on the swivel and ball bearings in the wheels for high frequency use
- Made with both vertical and lateral adjustment which can be set in any position
- Templates are available on request showing apron hole locations

STATISTICS

Door thickness	1⅝" to 2¼"	Short apron	2⅜" x 3¼"
Door weight per pair	350 lbs. maximum	Gauge of metal	12
Wheel diameter	X2650, 2⅛"; BBX2650, 1⅞"	Track	use X2641
Long apron	5½" x 3¼"		

*Pat. pending

One pair in a box with stove bolts and screws. Five pair in a case. Case weight X2650 – 20 lbs. BBX2650 – 25 lbs.

Suggested specifications are listed immediately preceding page 163

HANGERS AND TROLLEY TRACKS

HANGERS FOR DOORS UP TO 350 LBS.

*X2650½ **Steel – Bright zinc plated**

- For single or by-passing doors
- Aprons provide bearing surface on both sides of the door
- Made with one-piece saddle for the double truck, insuring added strength
- Aprons are hinged, allowing a swing-out feature
- Equipped with nylon bearing wheels without adjustment



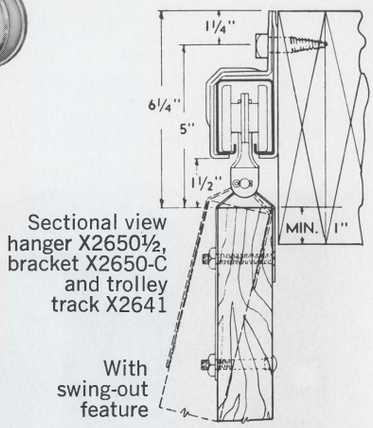

Sectional view hanger X2650½, bracket X2650-C and trolley track X2641

STATISTICS			
Door thickness	1¾" to 2"	Short apron	2⅜" x 3¼"
Door weight per pair	350 lbs. max.	Gauge of metal	12
Wheel diameter	2⅛"	Track	use X2641
Long apron	5½" x 3¼"		

One pair in a box with stove and carriage bolts. Ten pair in a case. Case weight 38 lbs.

*Pat. pending

TROLLEY TRUCKS FOR OVERHEAD CARRIER SYSTEMS

*XT2600
BBXT2600 } **Steel – Bright zinc plated**

Trolley trucks without aprons carry same specification as hangers X2650 or BBX2650

- For use with trolley track X2641 (16 gauge) or XY2641 (14 gauge)
- Will carry loads up to 175 pounds per trolley

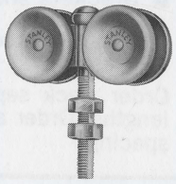

XT2600 Illustrated

One pair in a box. Ten pair in a case
Case weight XT2600 – 19 lbs.
BBXT2600 – 30 lbs.

*Pat. pending

BBXT2600½ **Steel – Bright zinc plated**



BBXT2600½

- Trolley trucks without aprons
- For use with trolley track X2641 (16 gauge)
- Will carry loads up to 150 pounds per trolley
- Equipped with a ball bearing on the swivel and ball bearings in wheels. Wheel diameter 1⅞"
- Made with vertical adjustment, which can be set in any position

One pair in a box. 25 pair in a case. Case weight 41 lbs.

MEDIUM TROLLEY TRACKS

X2641 (16 gauge)
XY2641 (14 gauge)
X2643 (16 gauge) } **Steel – Galvanized finish**



X2641 XY2641 X2643

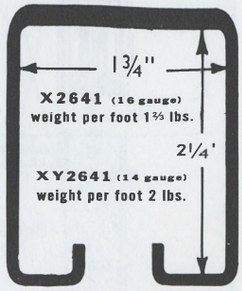

- Made of prefinished hot dipped galvanized steel
- XY2641 will fit any hanger or bracket indicated for use with track X2641
- X2643 has screw holes for No. 12 screws on 2′ centers. Used for lightweight installations not requiring support of brackets

*Stock Lengths			Pieces in a Bundle			Net Weight Per Bundle Average (lbs.)		
X2641	X2643	XY2641	X2641	X2643	XY2641	X2641	X2643	XY2641
6′	. .	. .	4	. .	. .	38	. .	. .
8′	8′	8′	4	4	2	52	52	38
10′	10′	10′	4	4	2	66	66	44
12′	. .	. .	4	. .	. .	78	. .	. .

*Other lengths up to 12 foot available on order at additional cost

Suggested specifications are listed immediately preceding page 163

TRACK BRACKETS

FOR TROLLEY TRACK X2641 (16 GAUGE) OR XY2641 (14 GAUGE)

Steel – Zinc plated or galvanized

Recommend spacing brackets 2′ on centers

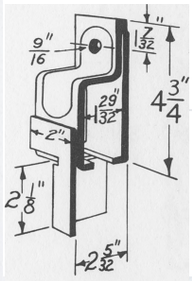

X2650-CS

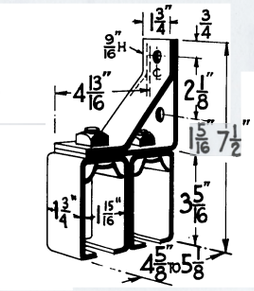

X2651-D

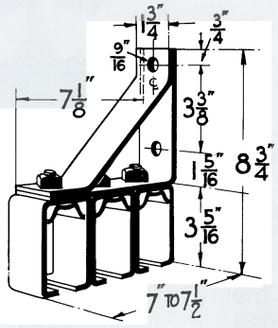

X2651-T

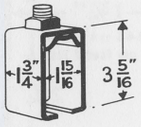

X2651

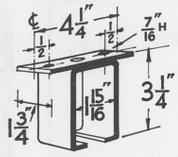

X2652

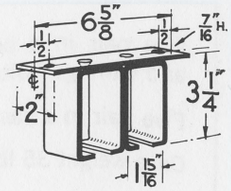

X2652-D

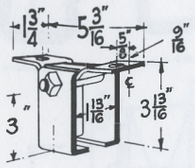

X2652½

Fits into the brackets at end of track, thereby making the track bird-proof. Order separately



X2641-EC



"Hold-fast" clamp

- The "hold-fast" clamp consists of a clamping plate with bolt and nut, which fits into the track bracket. Furnished with brackets X2651, X2651-D, X2651-T
- Tightening of the nut causes ends of clamping plate to press down on the track insuring a rigid, perfectly aligned surface for the trolley wheels
- Any number of sections can be joined together into one continuous piece of non-rattling track, allowing the wheels to roll smoothly and noiselessly
- The joints are virtually locked together

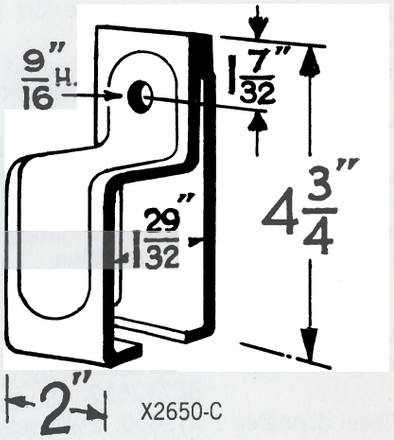

X2650-C

- X2650-C bracket is designed to prevent rattling by its vise-like action
- In tightening the lag screw the sides of the bracket are drawn tightly around the track, holding it rigidly in place
- A flat, straight surface is thus assured for the hanger, which rolls smoothly along the track without hitching or binding
- Bright zinc finish furnished on track brackets

Catalog No.	Style of Bracket	Pieces in Case	Case Weight Average (lbs.)
*X2650-C	Side mounted	25	18
*X2650-CS	Center stop	10	11
*X2651	Overhead mounted	25	28
*X2651-D	Side mounted, double	10	35
*X2651-T	Side mounted, triple	10	52
†*X2652	Overhead mounted, parallel	10	13
*X2652-D	Overhead mounted, double parallel	10	24
*X2652½	Overhead mounted, parallel	10	13
X2641-EC	End cap	25	1

Packed without screws

*Same brackets used at ends of track with end caps X2641-EC

†When desired, attaching plate can be turned lengthwise; put in a vise and turn into position

Suggested specifications are listed immediately preceding page 163

HANGERS

FOR STRAIGHT SLIDING DOORS UP TO 450 LBS.

***XY2650**
BBXY2650 } **Steel – Bright zinc plated**

For Doors Up To 450 Pounds

- For single or by-passing sliding doors
- Aprons provide bearing surface on both sides of the door
- XY2650 equipped with a ball bearing on the swivel and nylon bearings in the wheels for normal low frequency use
- BBXY2650 equipped with a ball bearing on the swivel and ball bearings in the wheels for high frequency use
- Made with both vertical and lateral adjustment, which can be set in any position



BBXY2650 shown with adjustable feature

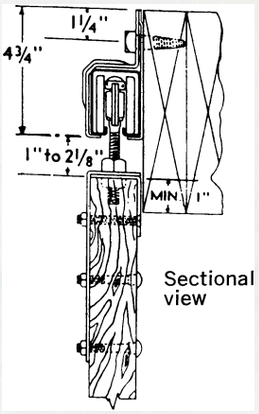

Hanger BBXY2650 bracket X2650-C and trolley track XY2641

STATISTICS

Door thickness	:	1⅝" to 2⅜"
Door weight per pair	:	XY2650, 350 lbs. maximum BBXY2650, 450 lbs. maximum
Wheel diameter	:	XY2650, 2⅛"; BBXY2650, 1⅞"
Long apron	:	7 11/16" x 4"
Short apron	:	2 15/16" x 4"
Gauge of metal	:	10
Track	:	use XY2641

*Pat. pending

One pair in a box with stove and carriage bolts

Five pair in a case

Case weight 35 lbs.

Specify door thickness when ordering

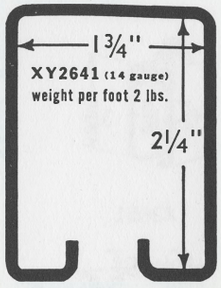

FOR DOORS UP TO 125 POUNDS

X2646 **Steel – Aprons bright zinc plated**

- An inexpensive hanger for light by-passing sliding doors
- For use on one run of trolley track X2641 (16 gauge)
- Simple in design, trouble-proof and easy to install
- Cast iron wheels are equipped with roller bearings
- Apron made with a lug which accurately locates position on door



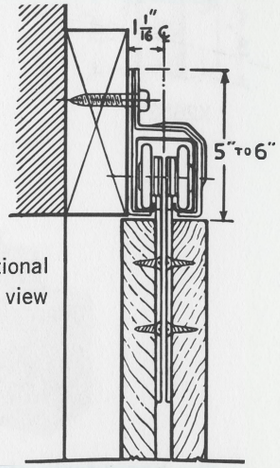

Sectional view

STATISTICS

Door weight per pair	:	125 lbs. maximum
Wheel diameter	:	2⅛"
Apron	:	5" x 3½"
Gauge of metal	:	11
Track	:	use X2641

One pair in a box with F.H. wood screws

Ten pair in a case

Case weight 23 lbs.

Flat head bolts and nuts furnished on order – specify door thickness

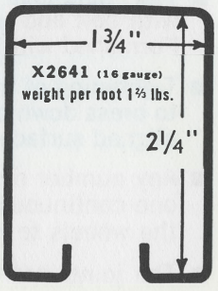

Suggested specifications are listed immediately preceding page 163

HANGERS AND TRACK

FOR "ROUND-THE-CORNER" ROLLING DOORS UP TO 150 LBS.

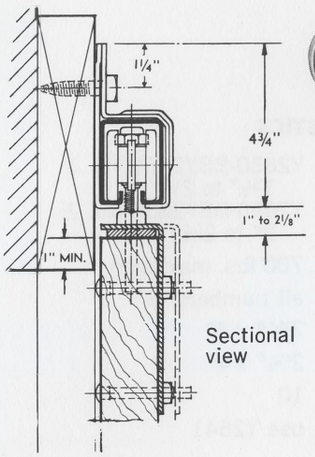

Sectional view


X2605
BBX2605


BBX2605½

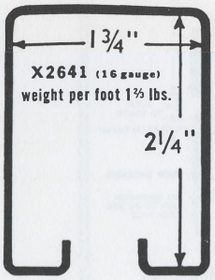

HANGERS

Steel – Bright zinc plated { **X2605*** / **BBX2605** / **BBX2605½** }

- For rolling doors not over 2" in thickness, 3' in width, or 150 pounds in weight. Doors should be of equal width
- X2605 equipped with a ball bearing on the swivel and nylon bearings in the wheels
- BBX2605 and BBX2605½ equipped with a ball bearing on the swivel and ball bearings in the wheels
- Made with both vertical and lateral adjustment, which can be set in any position

STATISTICS

Door thickness	Up to 2"
Door weight per pair	150 lbs. maximum
Wheel diameter	X2605, 2⅛"; BBX2605, and BBX2605½, 1⅞"
Apron	5½" x 3¼"
Gauge of metal	12
Headroom	5¾" minimum; 6⅞" maximum
Track	use X2641

One pair in a box with carriage bolts
Ten pair in a case

Case weight — X2605 – 50 lbs.; BBX2605 – 67 lbs.; BBX2605½ – 47 lbs.

*Pat. pending

CURVED TROLLEY TRACK

Steel – Galvanized X2641-CT

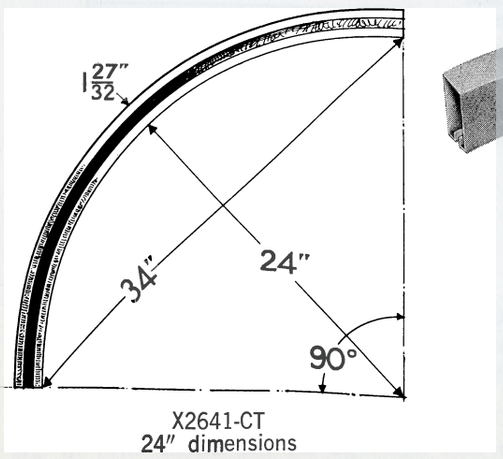

X2641-CT
24" dimensions


X2641-CT
Curved track

- Made of wrought steel in one piece with 90° curve
- X2641-CT 16 gauge, made with 24" or 36" radius

Radius	Weight Per Piece (lbs.)
24"	5
36"	10

Suggested specifications are listed immediately preceding page 163

HANGERS

FOR HEAVY-STRAIGHT-SLIDING DOORS UP TO 700 LBS.

Y2650 nos. 1 and 2
BBY2650 nos. 1 and 2
} **Steel — Japanned, trolley bright zinc plated**


Y2650
BBY2650

- For heavy single or by-passing sliding doors of warehouses, industrial buildings, etc.
- Y2650 equipped with a ball bearing on the swivel and roller bearings in the wheels for low frequency use
- Saddle is made of heavy malleable iron
- Aprons provide bearing surface on both sides of the door
- BBY2650 made the same as Y2650 except wheels have ball bearings for high frequency use
- Made with vertical and lateral adjustment which can be set in any position

One pair in case with stove and carriage bolts and nuts. Weight per case 13 lbs.

STATISTICS

Door thickness	Y2650-BBY2650 No. 1; 1⅝" to 2¼" Y2650-BBY2650 No. 2; 2" to 2¾"
Door weight per pair	700 lbs. maximum
Wheel diameter	all numbers; 3"
Long apron	7 11/16" x 4"
Short apron	2 15/16" x 4"
Gauge of metal	10
Track	use Y2641

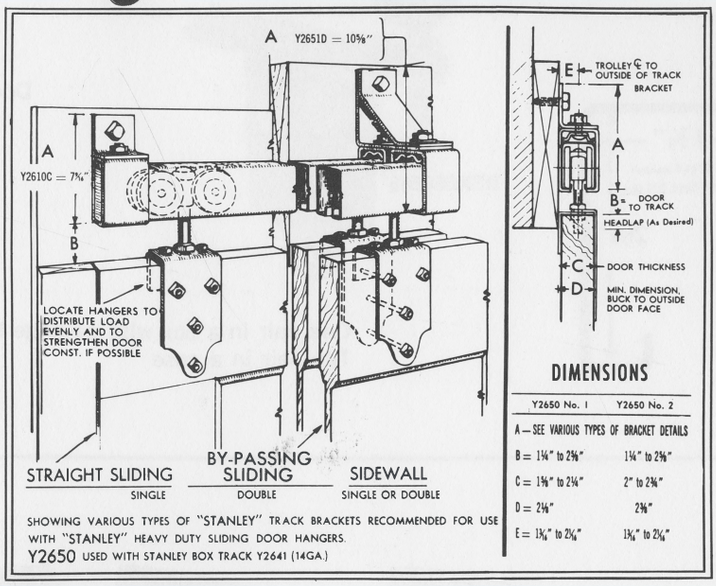

SHOWING VARIOUS TYPES OF "STANLEY" TRACK BRACKETS RECOMMENDED FOR USE WITH "STANLEY" HEAVY DUTY SLIDING DOOR HANGERS.
Y2650 USED WITH STANLEY BOX TRACK Y2641 (14GA.)

DIMENSIONS

	Y2650 No. 1	Y2650 No. 2
A — SEE VARIOUS TYPES OF BRACKET DETAILS		
B =	1¼" to 2⅛"	1¼" to 2⅛"
C =	1⅜" to 2¼"	2" to 2¾"
D =	2⅛"	2⅛"
E =	1 3/16" to 2 1/16"	1 3/16" to 2 1/16"

TROLLEY TRUCKS FOR OVERHEAD CARRIER SYSTEMS

YT2600
BBYT2600
} **Steel — Bright zinc plated**

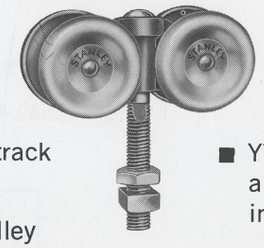

- Wheel diameter 3". For use with trolley track Y2641 (14 gauge)
- Will carry loads up to 350 pounds per trolley
- Made with vertical adjustment which can be set in any position
- YT2600 for low frequency use is equipped with a ball bearing on the swivel and roller bearings in the wheels
- BBYT2600 for high frequency use is equipped with ball bearings on the swivel and in the wheels

Packed to order Weight per pair, 9 lbs.

HEAVY TRACKS AND BRACKETS

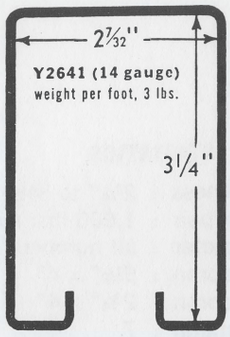

HEAVY TROLLEY TRACK FOR DOORS UP TO 700 LBS.

Steel – Japanned finish (14 gauge) **Y2641**



Stock Lengths (feet)	Pieces in a Bundle	Net Weight Per Bundle Average (lbs.)
6	2	36
8	2	50
10	2	64

- Made of heavy gauge wrought steel in japanned finish
- Furnished galvanized on order, at additional cost

CURVED TROLLEY TRACK

Steel – Japanned Y2641-CT



Curved track

	Y2641-CT (14 Gauge)
Radius	36″
Weight, each (lbs.)	14

- Made of wrought steel in one piece with 90° curve
- Y2641-CT, 14 gauge, made only with 36″ radius

HEAVY TRACK BRACKETS FOR TROLLEY TRACK Y2641 (14 GAUGE)

Steel – Japanned

Recommend spacing brackets 2′ on centers

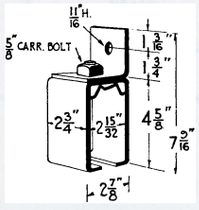

Y2610-C

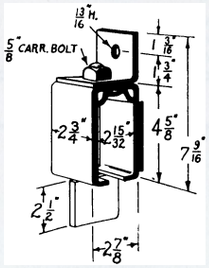

Y2610-CS

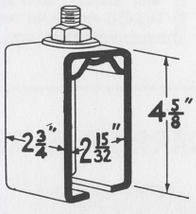

Y2651

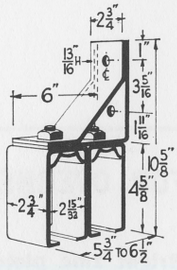

Y2651-D



Y2641-EC

Catalog No.	Style	Pieces in Case	Case Weight Average (lbs.)
*Y2610-C	Side mounted	10	33
Y2610-CS	Center stop	10	45
*Y2651	Overhead mounted	10	26
*Y2651-D	Side mounted, double	10	79
Y2641-EC	End Cap	. .	26 (100 pcs.)

Packed without screws

*Same brackets used at ends of track with end caps Y2641-EC

- A "hold-fast" clamp is furnished with brackets Y2610-C, Y2610-CS, Y2651, and Y2651-D. It consists of a clamping plate with bolt and nut, which fits into the track bracket
- Tightening of the nut causes ends of clamping plate to press down on the track insuring a rigid, perfectly aligned surface for the trolley wheels.
- Any number of sections can be joined together into one continuous piece of non-rattling track, allowing the wheels to roll smoothly and noiselessly
- The joints are virtually locked together

Suggested specifications are listed immediately preceding page 163

HANGERS

FOR HEAVY-STRAIGHT-SLIDING DOORS UP TO 1000 LBS.

W2650
BBW2650 } Steel – Japanned, trolley bright zinc plated



STATISTICS

Door thickness	2¼" to 3½"
Door weight per pair	1,000 lbs. maximum
Wheel diameter	all numbers; 3"
Long apron	9½" x 4"
Short apron	2¾" x 4"
Gauge of metal	7
Track	use W2641

- For heavy single or by-passing sliding doors of warehouses, industrial buildings, etc.
- W2650 equipped with a ball bearing on the swivel and roller bearings in the wheels for low frequency use
- Saddle is made of heavy malleable iron
- Aprons provide bearing surface on both sides of the door
- BBW2650 made the same as W2650 except wheels have ball bearings for high frequency use
- Made with vertical and lateral adjustment which can be set in any position

One pair in a case with carriage bolts
Case weight 18 lbs.

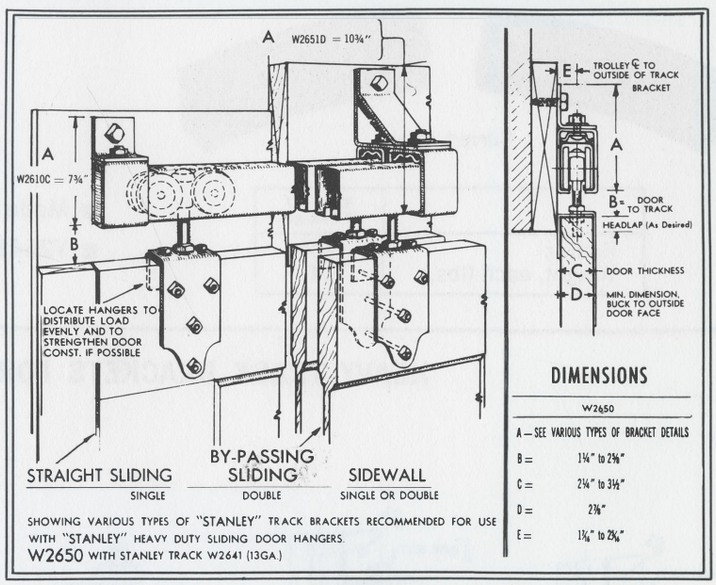

SHOWING VARIOUS TYPES OF "STANLEY" TRACK BRACKETS RECOMMENDED FOR USE WITH "STANLEY" HEAVY DUTY SLIDING DOOR HANGERS.
W2650 WITH STANLEY TRACK W2641 (13GA.)

TROLLEY TRUCKS FOR OVERHEAD CARRIER SYSTEMS

WT2600
BBWT2600 } Steel – Bright zinc plated

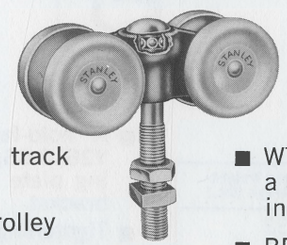

- Wheel diameter 3"; for use with trolley track W2641 (13 gauge)
- Will carry loads up to 500 pounds per trolley
- Made with vertical adjustment which can be set in any position
- WT2600 for low frequency use is equipped with a ball bearing on the swivel and roller bearings in the wheels
- BBWT2600 for high frequency use is equipped with ball bearings on the swivel and in the wheels

Packed to order
Weight per pair 12 lbs.

Suggested specifications are listed immediately preceding page 163

HEAVY TRACKS AND BRACKETS

HEAVY TROLLEY TRACK FOR DOORS UP TO 1,000 LBS.

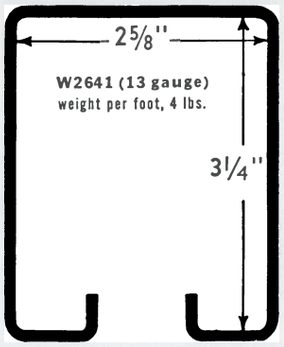

Steel – Japanned (13 gauge) **W2641**



Stock Lengths (feet)	Pieces in a Bundle	Net Weight Per Bundle Average (lbs.)
6	2	44
8	2	60
10	2	70

- Made of heavy gauge wrought steel in japanned finish
- Furnished galvanized on order, at additional cost

CURVED TROLLEY TRACK

Steel – Japanned **W2641-CT**



Curved track

	W2641-CT (13 Gauge)
Radius	36″
Weight, each (lbs.)	18

- Made of wrought steel in one piece with 90° curve
- W2641-CT, 13 gauge made only with 36″ radius

EXTRA-HEAVY TRACK BRACKETS FOR TROLLEY TRACK W2641 (13 GAUGE)

Steel – Japanned

Recommend spacing brackets 2′ on centers

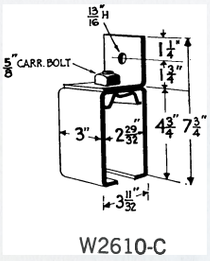

W2610-C

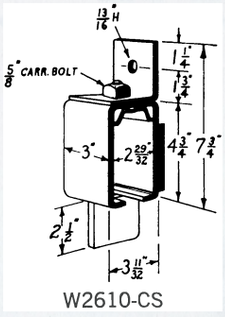

W2610-CS

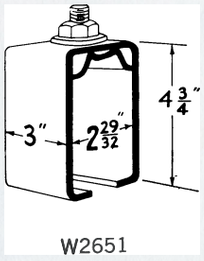

W2651

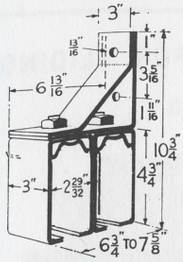

W2651-D



W2641-EC

Catalog No.	Style	Pieces in Case	Case Weight Average (lbs.)
*W2610-C	Side mounted	10	38
W2610-CS	Center stop	10	49
*W2651	Overhead mounted	10	29
*W2651-D	Side mounted, double	5	46
W2641-EC	End cap	. .	32 (100 pcs.)

Packed without screws

*Same brackets used at ends of track with end caps W2641-EC

- A "hold-fast" clamp is furnished with brackets W2610-C, W2610-CS, W2651, and W2651-D. It consists of a clamping plate with bolt and nut, which fits into the track bracket
- Tightening of the nut causes ends of clamping plate to press down on the track insuring a rigid, perfectly aligned surface for the trolley wheels
- Any number of sections can be joined together into one continuous piece of non-rattling track, allowing the wheels to roll smoothly and noiselessly
- The joints are virtually locked together

Suggested specifications are listed immediately preceding page 163

STAY ROLLERS—DOOR GUIDES AND STOPS

DOOR STOPS FOR SLIDING DOORS

1231 **Steel – Japanned or bright zinc plated, with screws**

For doors up to 2″ in thickness



1231

Number	Size (inches)	Quantity and Size of Screws	Pieces in Box	Pieces in Case	Case Weight Average (lbs.)
1231	4¼ x 1¼	2 – ⅜ x 2	10	50	42

STAKE HOLDERS

993½ **Steel – Plain**



Stake holder

For Stakes (inches)	Length Overall (inches)	Width (inches)	Number of Holes in Each	Gauge of Metal	Pieces in Case	Case Weight Average (lbs.)
1¾ x 3	7	2½	4	203	30	42

FLOOR DOOR GUIDES AND BUMPER SHOES FOR SLIDING DOORS

Wrought steel – Japanned finish



Single door guide 2550 . . . bumper shoes 2556



Double door guide 2551 No. 2 . . . bumper shoes 2556 . . . adjustable for doors up to 3″ in thickness



Bumper shoes 2556

Number	Size (inches)	Quantity and Size of Screws	Sets in Box	Sets in Case	Case Weight Average (lbs.)
2550	4½x1½x1⅛	4–⅜x 2*	1	50	82
2551 No. 2	8⅜x4½	4–⅜x 2*	1	10	38
2556	3½x3½x ⅝	10–¾x10 FH	5 (pr.)	100 (pr.)	51

*Lag screws and expansion shields

STAY ROLLERS FOR SLIDING DOORS

Steel – Japanned finish



2554
Extra-heavy
for warehouse doors



2559½
Adjustable and reversible for doors up to 2¾″ in thickness



2558

Number	Size (inches)	Diameter of Wheel (inches)	Quantity and Size of Screws	Pieces in Case	Case Weight Average (lbs.)
2554	7 x 2¾ x 5½	3½	3 – ⅜ x 2½*	10	59
2558	4¼ x 7/16	2	. . . . .	50	27
2559½	4½ x 3½ x 1¼	2	2 – 1½ x 14 FH	50	48

*With expansion shields

Suggested specifications are listed immediately preceding page 163

ACCORDION DOOR HARDWARE

Accordion door hardware used on multiple door arrangements in large openings to partition off large areas

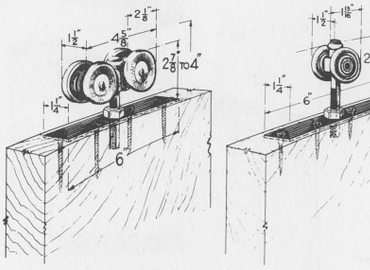

X2670 — BBX2670

BBX2670½

Plan A hangers

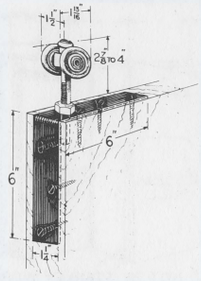

BBX2671½
Plan B hanger

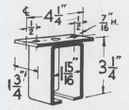

X2652
Ear bracket

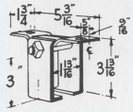

X2652½
Split ear bracket

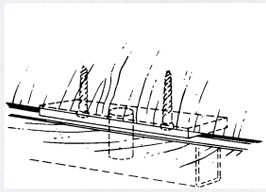

2670-BG
Bottom door guide
for plan A

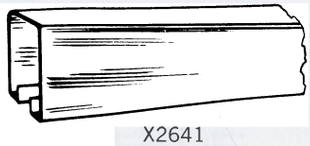

X2641
Trolley track

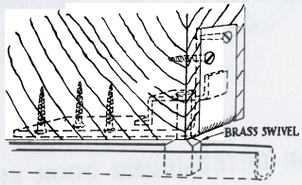

2670-DG
Bottom door guide
for plan B

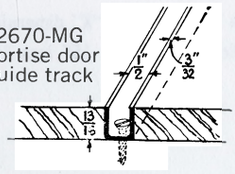

2670-MG
Mortise door
guide track

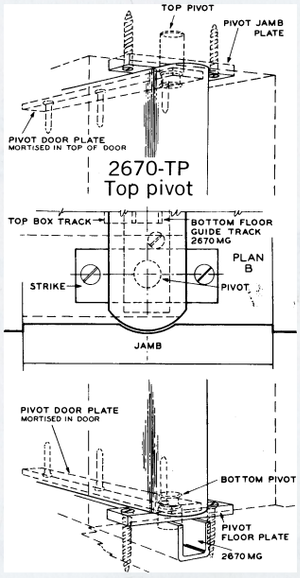

2670-TP
Top pivot

2670-BP
Bottom pivot



Plan A. illustrated (detail on page 179A)

Doors are hinged together, hung from the jamb on a half door and from the overhead track by means of a center hanger on alternate full doors

When opened, doors center on the partition and all doors can be hung from one side or they may be hung from both sides

When access door is required, it is hinged to one jamb and all remaining doors are hinged together and hinged to opposite jamb



Plan B. illustrated (detail on page 179B)

Doors are grouped together in pairs. The first pair is pivoted at the jamb; the others are hinged together and hung from the track at the outer edges on ball bearing swivel hangers and guided at the bottom by a floor guide track, mortise type

When operated, doors may be moved to either side of the opening. Doors may be hung from one side or both sides of opening

Number	Description	Finish	Quantity in Box	Quantity in Case	Case Weight Average (lbs.)
X2641	Trolley track	Galvanized	(see page 170)	....	....
X2652	Ear bracket	Zinc plated	....	10 pcs.	13
X2652½	Split ear bracket	Zinc plated	....	10 pcs.	13
2670-BG	Bottom door guide	Zinc plated	1 pc.	....	0.3
2670-BP	Bottom pivot	Zinc plated	1 pc.	....	0.8
2670-DG	Bottom door guide	Japanned finish	1 pc.	50 pcs.	57
2670-MG	Mortise door guide track	Aluminum paint	To order	....	.60 per ft.
2670-TP	Top pivot	Zinc plated	1 pc.	....	.75
X2670	Hanger — center hung	Zinc plated	1 pr.	10 pr.	29
BBX2670	Hanger — center hung	Zinc plated	1 pr.	10 pr.	39
BBX2670½	Hanger — center hung	Zinc plated	1 pr.	10 pr.	26
BBX2671½	Hanger — edge hung	Zinc plated	1 pr.	10 pr.	36

STANLEY

ACCORDION DOOR HARDWARE

PLAN "A" CENTER HUNG — CONTINUOUSLY HINGED

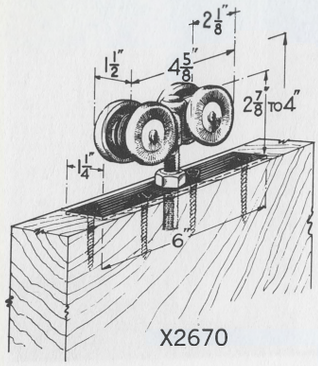

X2670

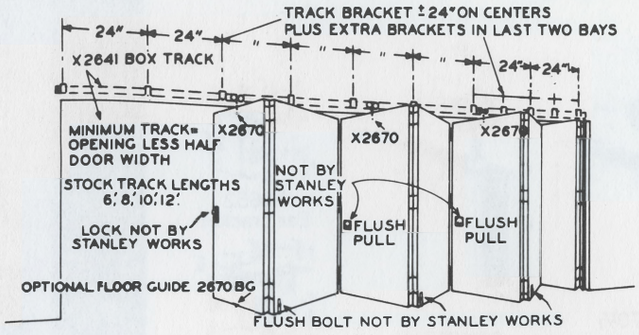

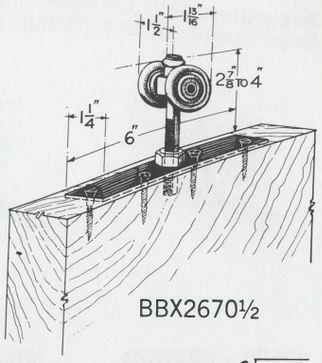

BBX2670½

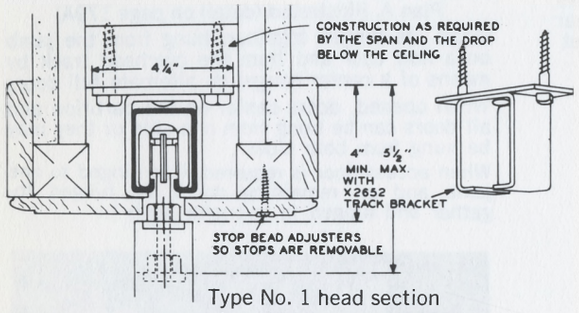

Type No. 1 head section
using track bracket X2652
(bracket X2652½ can also
be used with this construction)

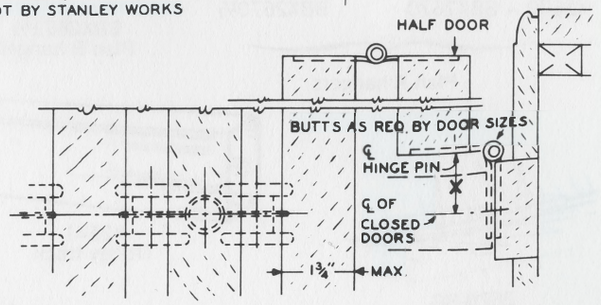

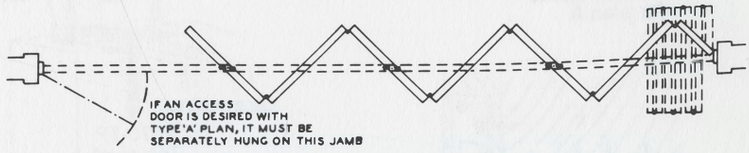

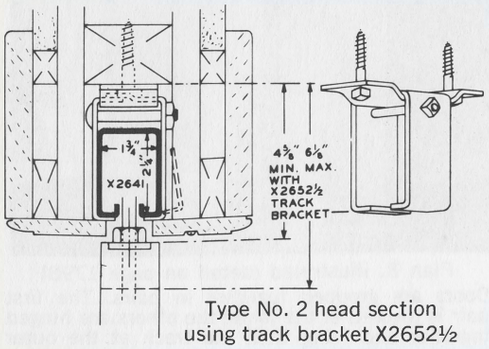

Type No. 2 head section
using track bracket X2652½

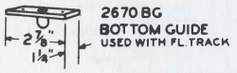



FORMULA FOR DETERMINING DOOR SIZES

FULL DOOR = $\frac{\text{Opening width (inches) plus "X" dimension}}{\text{divided by number of doors plus } \frac{1}{2}}$

Example: $\frac{193'' + 2''}{6 + \frac{1}{2}} = \frac{195''}{13/2} = \frac{390}{13} = 30''$

HALF DOOR = ½ of a full door less "X" dimension

Example: ½ of 30" = 15" less 2" = 13"

TYPICAL SET OF HARDWARE FOR PLAN "A" CONSISTS OF:

FOR EACH OPENING —

X2641 track, run to equal width of opening (stock lengths 6′, 8′, 10′ and 12′)
X2652 or X2652½* brackets, spaced every 24" with extra brackets in last two bays as shown in elevation above
2670-MG door guide track is recommended; run to equal width of opening (stock length 6′)

FOR EACH PAIR OF FULL DOORS —

One X2670 hanger with roller bearings or BBX2670½ with ball bearings
Three pairs BB241 or 241 hinges (size 3½" x 3½" for 1⅜" doors; 4" x 4" for 1¾" doors) — specify finish
One 2670-BG bottom door guide recommended for each door
One flush bolt — not by Stanley Works
One flush pull — not by Stanley Works

*Split ear bracket X2652½ is offered where conditions prevent the use of the one piece type bracket X2652

ACCORDION DOOR HARDWARE

PLAN "B" END HUNG – OPERATED IN PAIRS (NOT CONTINUOUSLY)

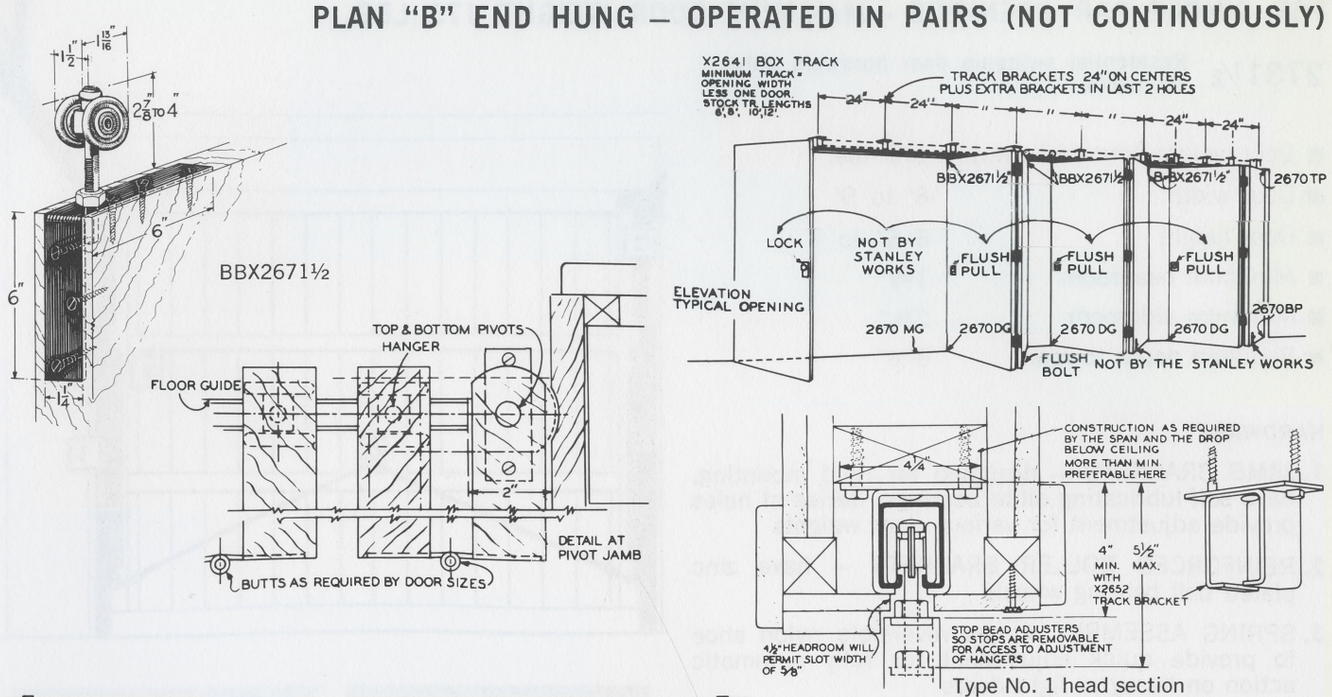

Type No. 1 head section
using track bracket X2652
(bracket X2652½ can also
be used with this construction)

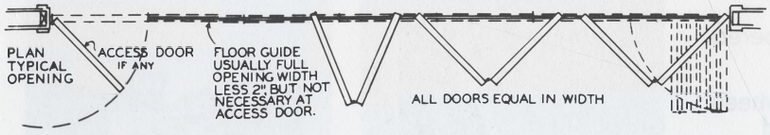

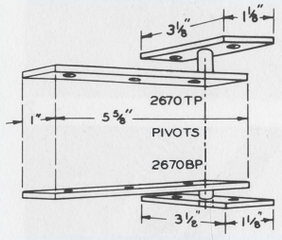

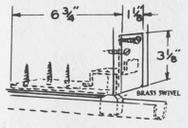

2670DG
BOTTOM DOOR GUIDE



2670 MG MORTISE
DOOR GUIDE TRACK

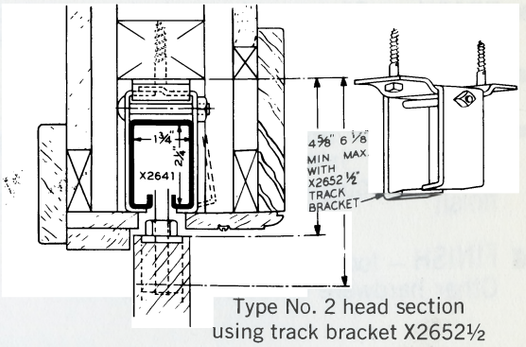

Type No. 2 head section
using track bracket X2652½

TYPICAL SET OF HARDWARE FOR PLAN "B" CONSISTS OF:

FOR EACH OPENING –

X2641 track, run to equal width of opening (stock lengths 6′, 8′, 10′ and 12′)
X2652 or X2652½* brackets, spaced every 24″ with extra brackets in last two bays as shown in elevation above
2670-MG door guide track is recommended, run to equal width of opening (stock length 6′)

FOR EACH PAIR OF DOORS –

Two BBX2671½ ball bearing hangers (except end pair on which one door is pivoted and other door requires one hanger)
One and one-half pairs BB241 or 241 hinges (size 3½″ x 3½″ for 1⅜″ doors; 4″ x 4″ for 1¾″ doors) – specify finish
Two 2670-DG bottom door guides (except end pair which requires only one)
One each 2670-TP and 2670-BP top and bottom pivot as shown in elevation above – only for door leaf at jambs
One flush bolt – not by Stanley Works
One flush pull – not by Stanley Works

*Split ear bracket X2652½ is offered where conditions prevent the use of the one piece type bracket X2652

STANLEY

RESIDENTIAL SWING-UP HARDWARE

FOR SINGLE CAR OPENINGS — MAXIMUM DOOR WEIGHT 175 LBS.

2731½ **Residential swing-up door hardware only — No doors**

- Door weight limit (not over) 175 lbs.
- Door width 8′ to 9′
- Door height 6′ 6″ to 7′
- Minimum headroom 1⅝″
- Minimum sideroom 2¾″
- Required depth to rear 6′ 8″

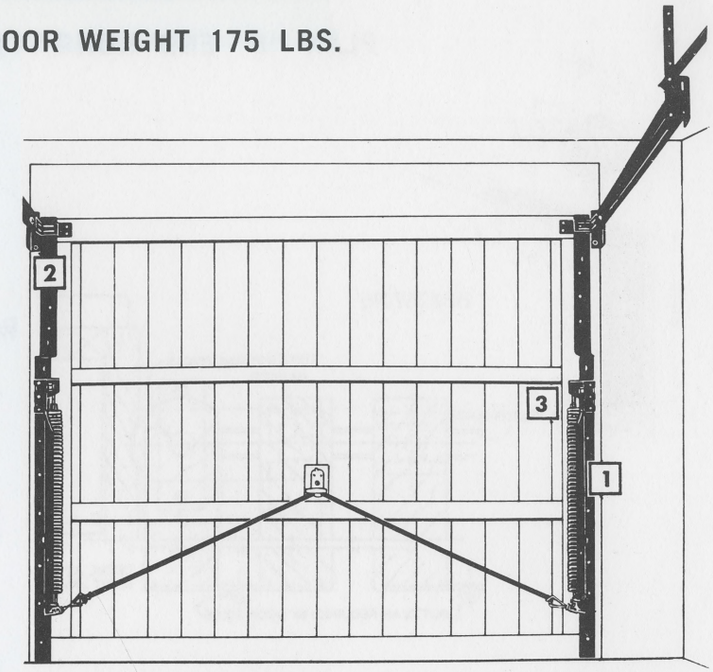

HARDWARE

1. JAMB BRACKETS — designed for rigid mounting, have self-lubricating oilite bearings. Series of holes provide adjustment for various door weights
2. REINFORCED ROLLER BRACKETS — have zinc plated ball bearing wheels
3. SPRING ASSEMBLY — has reversible nylon shoe to provide quick adjustment for fully automatic action on heavy or light doors

- COIL SPRINGS — heat-treated and oil-tempered. Coated with rust resisting lubricant
- TRACK — 2″, one piece; design prevents wheels derailing. Strap hangers and braces furnished
- DOOR BRACES — angle braces furnished for 8′ to 9′ wide doors
- LOCK — has brass rim-type cylinder; locks or unlocks from inside or outside. Durable die cast aluminum outside handle with bright tarnish-proof finish
- FINISH — lock, zinc plated
  Other hardware durable black enamel


1

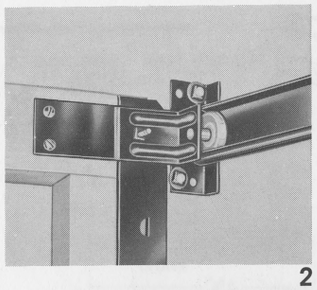
2


3

Door Width	Door Height	For Door Weight	Approximate Shipping Weight
8′ to 9′	6′6″ to 7′	85 - 175 lbs.	60 lbs.

Suggested door construction by others, adaptable to unlimited facing designs. Determine door weight before specifying hardware
For doors thicker than 1¾″ specify PC2731½ packed with 2¾″ carriage bolts and with or without door braces

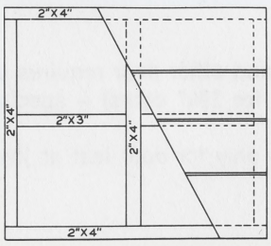

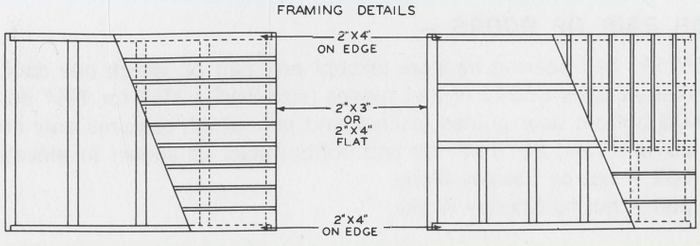

Suggested specifications are listed immediately preceding page 163

RESIDENTIAL SWING-UP HARDWARE

FOR TWO CAR OPENINGS — MAXIMUM DOOR WEIGHT 300 LBS.

Residential swing-up door hardware only — No doors 2734

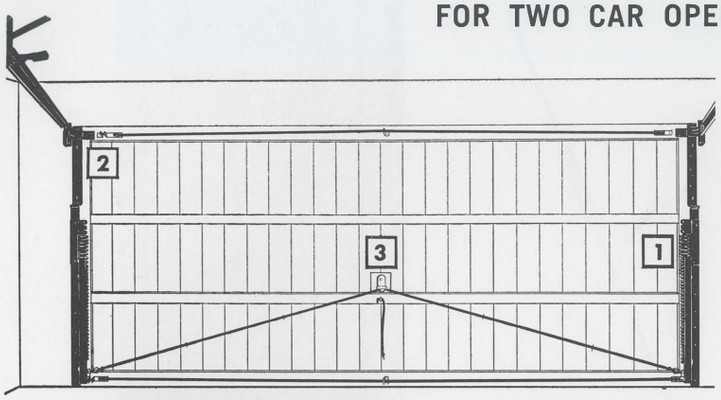

- Door weight (not over) 300 lbs.
- Door width 7′ to 16′
- Door height 6′ 6″ to 7′, 7′ to 8′
- Minimum headroom 2″
- Minimum sideroom 2¾″
- Required depth to rear
  - Doors 6′ 6″ to 7′ high 6′ 10″
  - Doors 7′ to 8′ high 7′ 8″

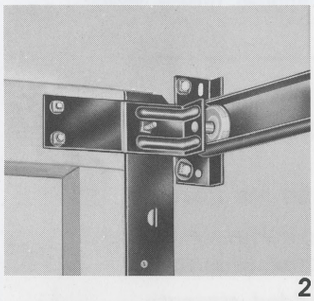
2


3


1

HARDWARE

1. JAMB BRACKETS — have series of holes for adjustment to various door weights. Ball bearing pivot points for lifting arms. Simplified adjustment for automatic door operation
2. REINFORCED ROLLER BRACKETS — have ball bearing wheels with hardened steel raceways
3. LOCK — has brass rim-type cylinder. Locks and unlocks from inside or outside. Die cast aluminum outside handle has bright tarnish-proof finish

- COIL SPRINGS — heat-treated and oil-tempered — coated with rust resisting lubricant
- TRACK — one piece 2″; designed so that wheels cannot derail. Track hangers, braces and steel bumpers furnished
- STEEL TAPE TRUSSES — furnished for bracing doors 7′ to 16′ wide
- WEATHERSTRIPPING — with self-locating tabs furnished for both sides of door
- FINISH — locking device zinc plated. Other hardware durable black enamel

	Door Width	Door Height	For Door Weight	Approximate Shipping Weight
With Braces	7′ to 16′	6′6″ to 7′	150 - 300	101
With Braces	7′ to 16′	7′ to 8′	150 - 300	108
No Braces	7′ to 16′	6′6″ to 7′	150 - 300	93
No Braces	7′ to 16′	7′ to 8′	150 - 300	99

Specify class number, size, and with or without braces

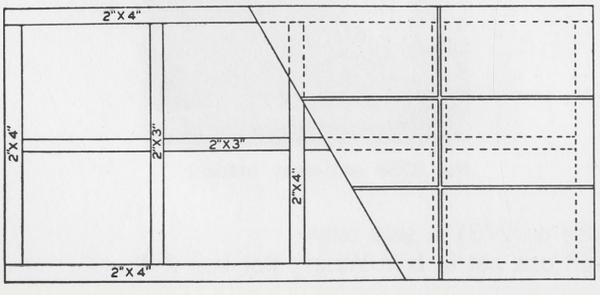

Suggested door construction by others, adaptable to unlimited facing designs
Determine door weight before specifying hardware

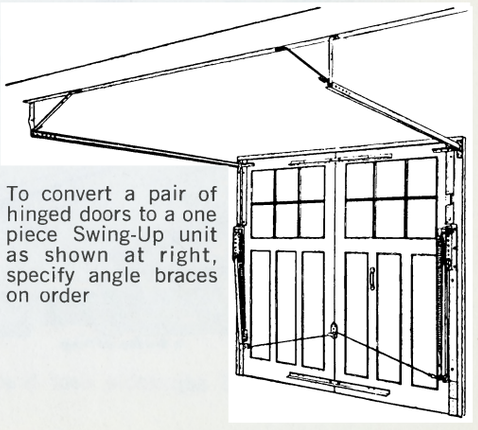

To convert a pair of hinged doors to a one piece Swing-Up unit as shown at right, specify angle braces on order

Suggested specifications are listed immediately preceding page 163

STANLEY

GARAGE DOOR HARDWARE

GARAGE DOOR BRACES

2640 **Steel – Bright zinc plated with screws**

- For all hinged doors to prevent sagging and to keep them in alignment or to plumb doors already sagged
- Applied on the inside of the door, one end being fastened to the hinge stile and the other diagonally across the door to the outside corner
- Made of heavy steel rod, 9/32" diameter, with malleable iron turnbuckle

Size, Length (feet)	Size of RH Wood Screws Per Brace	Braces in Case	Case Weight Average (lbs.)
6	4 – 1½ x 14	10	16
8	4 – 1½ x 14	10	20

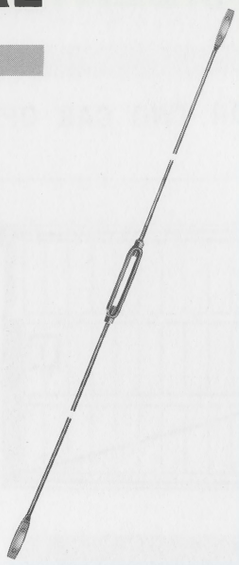



Applied (inside view)

GARAGE DOOR HOLDERS

1774 **Steel – Japanned or bright zinc plated, with screws**

- For hinged garage doors
- Doors are held open by the bar which is attached to the door, engaging with the catch plate attached to the casing

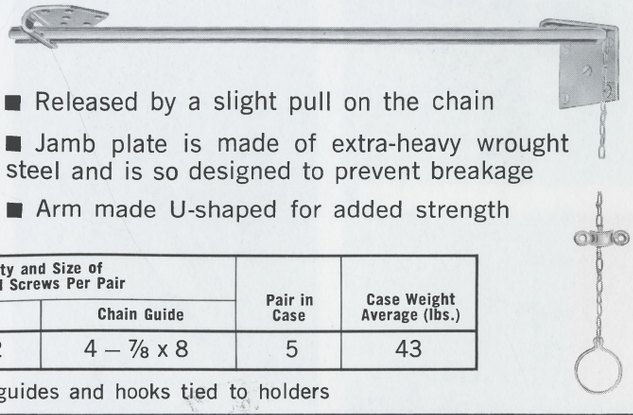

- Released by a slight pull on the chain
- Jamb plate is made of extra-heavy wrought steel and is so designed to prevent breakage
- Arm made U-shaped for added strength

Arm Length (inches)	Chain Length (inches)	Minimum Door Width (inches)	Quantity and Size of F.H. Wood Screws Per Pair		Pair in Case	Case Weight Average (lbs.)
			Holder	Chain Guide		
30	38	42½	22 – 1¾ x 12	4 – ⅞ x 8	5	43

One pair tied together and cloth bag containing screws, chains, guides and hooks tied to holders

ACCESSORIES – SWING-UP HARDWARE ONLY

2746 ADJUSTABLE DOOR BRACE

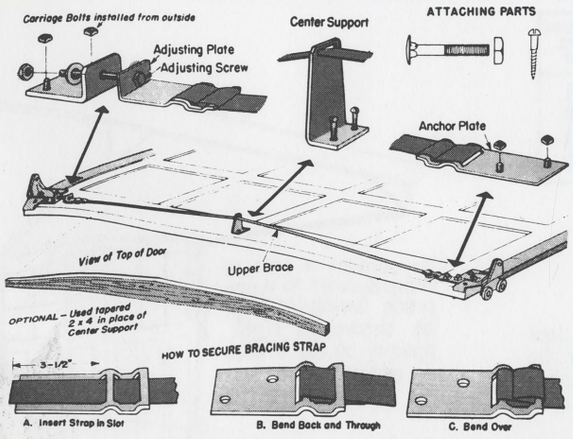

No. 2746 adjustable door brace

For doors 7′ to 16′ wide
Packed to order. Weight per pair 11 lbs.

2757 ANTI-SWAY BRACKET



No. 2757 anti-sway bracket

For use on 2731½ sets only
Packed one set in box. Weight per box 2 lb.

STRAP & TEE HINGES
HASPS AND STAPLES

STRAP HINGES



LIGHT STRAP HINGES

Steel – Plain (PS) or bright zinc plated (K), with screws — **Sc900**

Steel – Galvanized with brass pin, with screws — **Sc900RBP**

Steel – Plain (PS) or bright zinc plated (K), without screws — **900**

■ Made of wrought steel

Size, Length of Each Leaf (inches)	Length of Joint (inches)	Quantity and Size of Flat Head Wood Screws Per Pair	Pair in Box			Pair in Case		Case Weight Average (lbs.)		
			Sc900	Sc900RBP	900	Sc900 Sc900RBP	900	Sc900	Sc900RBP	900
2	1	12 – 5/8 x 5	10	1	10	100	300	14	16	33
3	1 3/32	12 – 3/4 x 6	10	10	10	100	300	23	25	60
4	1 1/16	12 – 3/4 x 7	10	10	10	100	150	33	35	43
5	1 1/32	16 – 3/4 x 8	10	10	5	100	100	48	50	44
6	1 1/16	16 – 7/8 x 9	5	5	5	50	60	38	40	39
8	1 7/8	16 – 1 x 10	..	1	5	50	30	..	..	38

POLY PACK On Sc900 2″, 3″, 4″, 5″, 6″

Catalog Number	Quantity in Pack	Packs in Box	Packs in Case	Case Weight (lbs.)
CD900K–2″	1 pair	5	100	16
CD900K–3″	1 pair	5	100	26
CD900K–4″	1 pair	5	100	37

Visual pack, with screws, steel – Bright zinc plated — **CD900K**

For these and other visually packed items see pages 227 to 259

HEAVY STRAP HINGES



Steel – Plain (PS) or bright zinc plated (K), with screws — **Sc902**

Steel – Galvanized with brass pin, with screws — **Sc902RBP**

Steel – Plain (PS) or bright zinc plated (K) without screws — **902**

■ Made of wrought steel

Size, Length of Each Leaf (inches)	Length of Joint (inches)	Quantity and Size of Flat Head Wood Screws Per Pair	Pair in Box		Pair in Case		Case Weight Average (lbs.)		
			Sc902 Sc902RBP	902	Sc902 Sc902RBP	902	Sc902	Sc902RBP	902
4	1 1/16	12 – 7/8 x 9	1	5	100	100	59	60	49
5	1 3/4	16 – 1 x 10	1	5	50	60	41	45	41
6	2 1/16	16 – 1 1/4 x 10	1	5	25	30	42	45	46
8	3 3/16	16 – 1 1/4 x 12	1	..	20	10	61	64	28
10	3 21/32	16 – 1 1/2 x 14	1	..	10	5	48	50	22
12	4 5/16	20 – 1 1/2 x 16	1	..	10	5	74	..	32

Catalog Number	Quantity in Pack	Packs in Box	Packs in Case	Case Weight (lbs.)
V902K–4″	1 pair	2	20	12
V902K–5″	1 pair	2	20	17
V902K–6″	1 pair	2	20	34
V902K–8″	1 pair	2	10	31
V902K–10″	1 pair	2	10	47

Visual pack, with screws, steel – Bright zinc plated — **V902K**

For these and other visually packed items see pages 227 to 259

T-HINGES

LIGHT T-HINGES

Sc904 Steel – Plain (PS) or bright zinc plated (K), with screws

Sc904RBP Steel – Galvanized, with brass pin, with screws

904 Steel – Plain (PS) or bright zinc plated (K), without screws

904RBP Steel – Galvanized, with brass pin, without screws



■ Made of wrought steel

Size, Length of Strap (inches)	Length of Pad (inches)	Width of Pad (inches)	Width of Strap at Joint (inches)	Quantity and Size of Flat Head Wood Screws Per Pair	Pair in Box				Pair in Case				Case Weight Average (lbs.)			
					Sc904	Sc904RBP	904	904RBP	Sc904	Sc904RBP	904	904RBP	Sc904	Sc904RBP	904	904RBP
2	2	1/2	7/8	12 – 5/8 x 5	..	..	10	..	...	...	300	...	..	..	38	..
3	2 1/4	3/4	1 3/32	12 – 3/4 x 6	10	10	10	..	100	100	300	...	26	27	66	..
4	2 5/8	3/4	1 5/16	12 – 3/4 x 7	10	10	10	..	100	100	150	...	32	34	43	..
5	3	7/8	1 7/16	14 – 3/4 x 8	10	..	5	..	100	...	100	...	48	..	40	..
6	3 1/4	7/8	1 5/8	14 – 3/4 x 8	5	5	5	5	50	50	100	100	28	32	50	54
8	4	1	1 1/2	14 – 7/8 x 9	1	..	5	..	50	...	50	...	52	..	40	..

POLY PACK On Sc904 3″, 4″, 5″, 6″

CD904K Visual pack, with screws, steel – Bright zinc plated

For these and other visually packed items see pages 227 to 259

Catalog Number	Quantity in Pack	Packs in Box	Packs in Case	Case Weight (lbs.)
CD904K–2″	1 pair	5	100	17
CD904K–3″	1 pair	5	100	29
CD904K–4″	1 pair	5	100	35

HEAVY T-HINGES

Sc906 Steel – Plain (PS) or bright zinc plated (K), with screws

Sc906RBP Steel – Galvanized, with brass pin, with screws

906 Steel – Plain (PS) or bright zinc plated (K), without screws



■ Made of wrought steel

Size, Length of Strap (inches)	Length of Pad (inches)	Width of Pad (inches)	Width of Strap at Joint (inches)	Quantity and Size of Flat Head Wood Screws Per Pair	Pair in Box			Pair in Case			Case Weight Average (lbs.)		
					Sc906	Sc906RBP	906	Sc906	Sc906RBP	906	Sc906	Sc906RBP	906
4	2 7/8	7/8	1 5/16	12 – 3/4 x 8	..	1	5	..	100	100	..	50	39
5	3 1/4	1 1/8	1 7/16	14 – 3/4 x 8	..	5	5	..	50	60	..	40	36
6	3 1/2	1 3/16	1 5/16	14 – 7/8 x 9	5	5	5	50	50	60	41	44	43
8	3 7/8	1 3/8	1 11/16	14 – 1 x 10	1	1	5	50	50	60	61	64	59

POLY PACK On Sc906 – 5″, 6″

SCREW HOOK AND T-HINGES

EXTRA-HEAVY T-HINGES

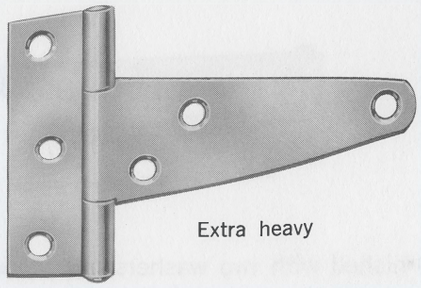

Extra heavy

Steel – Plain (PS) or bright zinc plated (K), with screws — **Sc908**

Steel – Galvanized, with brass pin, with screws — **Sc908RBP**

Steel – Plain (PS) or bright zinc plated (K), without screws — **908**

■ Made of wrought steel

Size, Length of Strap (inches)	Length of Pad (inches)	Width of Pad (inches)	Width of Strap at Joint (inches)	Quantity and Size of Flat Head Wood Screws Per Pair	Pair in Box		Pair in Case		Case Weight Average (lbs.)		
					Sc908 Sc908RBP	908	Sc908 Sc908RBP	908	Sc908	Sc908RBP	908
4	3½	1¼	1⅝	12 – ⅞ x 9	1	5	50	100	35	37	64
5	3⅞	1⅜	2⅛	16 – 1 x 10	1	5	50	50	57	68	50
6	4½	1¾	2⅜	16 – 1¼ x 10	1	5	25	30	48	50	53
8	5½	2⅛	2⅞	18 – 1½ x 12	1	..	20	10	64	67	29
10	7	2¼	3½	18 – 1½ x 14	1	..	10	5	49	51	22
12	7¾	2¾	4⅛	20 – 1½ x 16	1	..	10	5	66	68	31

Catalog Number	Quantity in Pack	Packs in Box	Packs in Case	Case Weight (lbs.)
V908K–4″	1 pair	2	20	16
V908K–5″	1 pair	2	20	23
V908K–6″	1 pair	2	20	39
V908K–8″	1 pair	2	10	32
V908K–10″	1 pair	2	10	51

Visual pack, with screws, steel – Bright zinc plated — **V908K**

For these and other visually packed items see pages 227 to 259

SCREW HOOK AND STRAP HINGES

Wrought steel – Plain or bright zinc plated, without screws — **951**



Size, Length of Strap (inches)	Hook (inches)	Width of Strap (inches)	Quantity and Diameter of Bolts or Lag Screws Per Pair	Pair in Box	Pair in Case	Case Weight Average (lbs.)
6	½ x 4	1¼	4 – 5/16	1	10	17
8	½ x 4	1¼	4 – 5/16	1	10	19
10	⅝ x 5	1¼	6 – ⅜	1	10	30
12	⅝ x 5	1¼	6 – ⅜	1	10	31
14	¾ x 6	1½	6 – ⅜	..	5	28
16	¾ x 6	1½	6 – ⅜	..	5	31
18	¾ x 6	1¾	8 – ⅜	..	5	39
24	⅞ x 7	2	8 – ⅜	..	1	12

Catalog Number	Quantity in Pack	Packs in Box	Packs in Case	Case Weight (lbs.)
V951K–6″	1 pr.	2	20	34
V951K–8″	1 pr.	2	20	39

Visual pack, with screws, steel – Bright zinc plated — **V951K**

For these and other visually packed items see pages 227 to 259

SCREW HOOK AND EYE HINGES



Steel – Plain — **953**

■ Made of wrought steel

■ One pair consists of two hooks and two eyes

Size of Hook (inches)	Eye (inches)	Pair in Case	Case Weight Average (lbs.)
½ x 4	½ x 4	5	5



SCREW HOOKS

Steel – Plain — **1665**

■ Made of wrought steel

Size (inches)	For Hinges (inches)	Pieces in Case	Case Weight Average (lbs.)
½ x 4	6, 8	10	3
⅝ x 5	10, 12	10	6
¾ x 6	14 to 18	5	5
⅞ x 7	24	5	9

BOLT HOOKS, HINGES AND HASPS

BOLT HOOK AND STRAP HINGES

952 Steel – Plain, without screws

952K Steel – Bright zinc plated, without screws



Bolt hook and strap hinge

- Made of wrought steel
- Furnished with two washers and a nut
- Bolt hooks have projections to prevent washer from moving toward the pintle

Size, Length of Strap (inches)	Bolt (inches)	Width of Strap (inches)	Quantity and Diameter of Bolts or Lag Screws Per Pair	Pair in Box	Pair in Case	Case Weight Average (lbs.)
6	½ x 6	1¼	4 – 5/16	1	10	21
8	½ x 6	1¼	4 – 5/16	1	10	24
10	5/8 x 7	1¼	6 – 3/8	1	10	38
12	5/8 x 7	1¼	6 – 3/8	1	10	42
14	¾ x 9	1½	6 – 3/8	..	5	37
16	¾ x 9	1½	6 – 3/8	..	5	39
18	¾ x 9	1¾	8 – 3/8	..	5	47

BOLT HOOKS

1664 Steel – Plain



Bolt hook

- Bolt hooks have projections to prevent washer from moving toward the pintle
- Furnished with two washers and a nut

Size (inches)	For Hinges (inches)	Pieces in Case	Case Weight Average (lbs.)
½ x 6	6, 8	10	6
5/8 x 7	10, 12	10	11
¾ x 9	14 to 18	5	9

SAFETY HASPS, FIXED STAPLE

Sc911 Steel – Plain, with screws

Sc911K Steel – Bright zinc plated, with screws

911 Steel – Plain or bright zinc plated, without screws



- Made of wrought steel
- When fastened, all screws are concealed and cannot be removed

Size, Length of Slotted Part (inches)	Length of Pad (inches)	Width (inches)	Staple Plate (inches)	Gauge of Metal		Quantity and Size of Flat Head Wood Screws Per Hasp	Hasps in Box		Hasps in Case		Case Weight Average (lbs.)	
				Hasp	Staple		Sc911	911	Sc911	911	Sc911	911
2½	1⅛	1	1⅛ x 1	.072	.072	7 – 5/8 x 5	10	10	100	300	13	33
3½	1 5/16	1½	1½ x 1⅛	.077	.083	7 – ¾ x 7	10	10	100	150	26	35
4½	2 3/32	1½	2 x 1¼	.089	.109	4–⅞ x 9, 3–¾ x 7	10	10	100	100	41	38
6	2¾	1⅞	2 1/16 x 1½	.107	.125	9–⅞ x 9	5	5	50	50	38	35

POLY PACK On Sc911 – all sizes

CD911K Visual pack, with screws, steel – Bright zinc plated

Catalog Number	Quantity in Pack	Packs in Box	Packs in Case	Case Weight (lbs.)
CD911K–2½"	1 ea.	5	100	16

For these and other visually packed items see pages 227 to 259

SAFETY HASPS

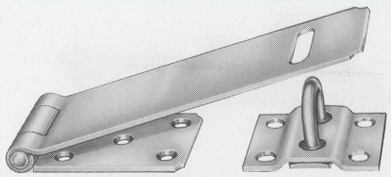

- The adjustable staple compensates for shrinking or sagging of the door
- The staple is in a vertical position, permitting the padlock to lie flat
- Made of wrought steel or brass
- Sc1860 made only in sizes 3½" and 4½"

SAFETY HASPS, ADJUSTABLE STAPLE

Steel – Plain, with screws **Sc915**

Steel – Bright zinc plated, with screws **Sc915K**

Steel – Galvanized, with brass pin, with screws **Sc915RBP**

Brass – With screws **Sc1860**

Steel – Plain or bright zinc plated, without screws **915**

- When fastened, all screws are concealed and cannot be removed

Size, Length of Slotted Part (inches)	Length of Pad (inches)	Width (inches)	Staple Plate (inches)	Gauge of Metal		Quantity and Size of Flat Head Wood Screws Per Piece	Hasps in Box			Hasps in Case		Case Weight Average (lbs.)			
				Hasp	Staple		Sc915 Sc915RBP	Sc1860	915	Sc915 Sc915RBP Sc1860	915	Sc915	Sc915RBP	Sc1860	915
3½	1 5/16	1½	1 13/16 x 1½	.077	.065	7– ¾ x 7	10	1	10	100	150	29	31	33	40
4½	2 3/32	1½	1 13/16 x 1½	.089	.065	7– ¾ x 7	10	1	10	100	100	39	41	46	37
6	2¾	1⅞	2 3/16 x 1⅞	.107	.071	9– ⅞ x 9	5	..	5	50	50	38	40	..	35
7	3	2½	3 x 2½	.160	.160	9–1¼ x 10	..	..	5	..	25	..	..	..	45

POLY PACK On Sc915 – 3½", 4½", 6"

Catalog Number	Quantity in Pack	Packs in Box	Packs in Case	Case Weight (lbs.)
CD915K–3½"	1 ea.	5	100	33
CD915K–4½"	1 ea.	5	100	43

Visual pack, with screws, steel – Bright zinc plated **CD915K**

For these and other visually packed items see pages 227 to 259

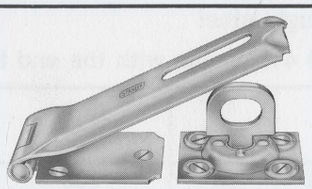

SAFETY HASPS, CLICK-LOCK STAPLE

Steel – Plain, with screws **Sc917**

Steel – Bright zinc plated, with screws **Sc917K**

Steel – Plain or bright zinc plated, without screws **917**

- Staple locks into position with each quarter turn
- When fastened, all screws are concealed and cannot be removed
- The staple is in a vertical position permitting the padlock to lie flat
- Made of wrought steel
- The design and construction of the hasp gives a neat appearance and added strength

Size, Length of Slotted Part (inches)	Length of Pad (inches)	Width (inches)	Staple Plate (inches)	Quantity and Size of Flat Head Wood Screws Per Piece	Hasps in Box		Hasps in Case		Case Weight Average (lbs.)	
					Sc917	917	Sc917	917	Sc917	917
3½	1 5/16	1½	1⅞ x 1½	7 – ¾ x 7	10	10	100	150	28	38
4½	2⅛	1½	1⅞ x 1½	7 – ¾ x 7	10	10	100	100	36	33
6	2¾	1⅞	1⅞ x 1½	9 – ⅞ x 8	5	5	50	50	31	29

POLY PACK On Sc917 – all sizes

Catalog Number	Quantity in Pack	Packs in Box	Packs in Case	Case Weight (lbs.)
CD917K–3½"	1 ea.	5	100	31

Visual pack, with screws, steel – Bright zinc plated **CD917K**

For these and other visually packed items see pages 227 to 259

HASPS AND STAPLES

LATCHING SAFETY HASPS

SC918K Steel – Bright zinc plated, with screws

918 Steel – Plain or bright zinc plated, without screws



- The design and construction permits use of the hasp as a positive door latch as well as a locking device
- When hasp is pushed over staple it is automatically latched to prevent movement of door
- Unique design allows one hand to unlatch and open hasp
- Delrin thumb piece and stainless steel spring
- Staple has eye for attaching padlock
- When fastened, all screws are concealed and cannot be removed

Size, Length of Slotted Part (inches)	Length of Pad (inches)	Width (inches)	Staple Plate (inches)	Quantity and Size of Flat Head Wood Screws Per Piece	Hasps in Box	Hasps in Case		Case Weight Average (lbs.)	
						Sc918	918	Sc918	918
3½	1 5/16	1½	1 7/16 x 1 13/32	7 – ¾ x 7	10	100	150	25	33
4½	2 3/32	1½	1 7/16 x 1 13/32	7 – ¾ x 7	10	100	150	30	40

POLY PACK On Sc918 – all sizes

CD918K Visual pack, with screws, steel – Bright zinc plated

Catalog Number	Quantity in Pack	Packs in Box	Packs in Case	Case Weight (lbs.)
CD918K–3½"	1 ea.	5	100	31

For these and other visually packed items see pages 227 to 259

HINGE HASPS

912 Steel – Plain, without screws

912K Steel – Bright zinc plated, without screws



- Made of wrought steel
- Sizes 3" and 4½" made with the end turned up

Size, Length of Strap (inches)	Length of Slotted Part (inches)	Length of Joint (inches)	Staple Plate (inches)	Gauge of Metal		Quantity and Size of Flat Head Wood Screws Per Hasp	Hasps in Box	Hasps in Case	Case Weight Average (lbs.)
				Hasp	Staple				
3	3	1⅛	1½ x 1⅛	.065	.083	7 – ¾ x 6	10	300	49
4½	3¼	1⅛	1½ x 1⅛	.077	.083	8 – ¾ x 6	10	200	42
6	4	1 1/16	2 x 1¼	.089	.109	8 – ⅞ x 9	10	100	44
8	4¼	1⅞	2 1/16 x 1½	.101	.125	8 – 1 x 10	5	50	35

CD912K Visual pack, with screws, steel – Bright zinc plated

Catalog Number	Quantity in Pack	Packs in Box	Packs in Case	Case Weight (lbs.)
CD912K–3"	1 ea.	5	100	22

For these and other visually packed items see pages 227 to 259

STAPLES

913 Steel – Plain, without screws



No. 2 Staple used with hasp #911-2½"
No. 3 Staple used with hasps #911-3½", 912-3" and 4½", 925-3"
No. 6 Staple used with hasps #911-4½", 912-6"
No. 8 Staple used with hasps #911-6", 912-8"

Size	Plate (inches)	Projection of Staple (inches)	Gauge of Metal	Quantity and Size of Flat Head Wood Screws Per Piece	Pieces in Box	Pieces in Case	Case Weight Average (lbs.)
No. 2	1⅛ x 1	⅝	.072	4 – ⅝ x 5	..	To order	..
No. 3	1½ x 1⅛	⅞	.083	4 – ¾ x 6	25	500	28
No. 6	2 x 1¼	1 1/16	.109	4 – ⅞ x 9	25	500	51
No. 8	2 1/16 x 1½	1 1/16	.125	4 – 1 x 10	25	500	68

HASPS AND STAPLES

HINGE HASPS



Steel – Plain, without screws **941**

Steel – Galvanized, with brass pin, with screws **941RBP**

- A heavy duty hasp made of wrought steel for general utility service
- The square hole permits the use of a carriage bolt 5/16" diameter for security against removal
- Made with the end turned up
- Available on order with a case hardened staple

Size, Length Overall (inches)	Length of Slotted Part (inches)	Length of Pad (inches)	Length of Joint (inches)	Staple Plate (inches)	Gauge of Metal	Quantity and Size of Flat Head Wood Screws Per Hasp	Hasps in Box	Hasps in Case	Case Weight Average (lbs.)
7½	3½	4 1/16	1¾	2½ x 1¾	.168	8 – 1½ x 12	5	50	54

SAFETY HASPS

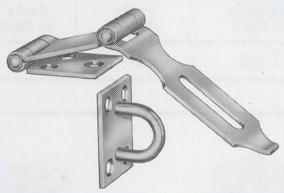

Wrought steel – Plain, without screws **925**

- Made with the end turned up. For chests, sliding doors, etc.
- When fastened, all screws are concealed and cannot be removed

Size, Length of Slotted Part (inches)	Pad (inches)	Staple Plate (inches)	Distance Between Center of Hinges (inches)	Gauge of Metal	Quantity and Size of Flat Head Wood Screws Per Hasp	Hasps in Box	Hasps in Case	Case Weight Average (lbs.)
3	1⅜ x 1 1/16	1½ x 1⅛	1 11/16	.065	7 – ¾ x 7	10	150	30

Catalog Number	Quantity in Pack	Packs in Box	Packs in Case	Case Weight (lbs.)
CD925K–3"	1 ea.	5	100	28

Visual pack, with screws, steel – Bright zinc plated **CD925K**

For these and other visually packed items see pages 227 to 259

HINGE HASPS

Steel – Planished and plated, with screws **349**

- For baskets, boxes, chests, cabinets, etc.
- Made of wrought steel
- Available in bright brass (C)



Size, Length of Slotted Part (inches)	Length of Pad (inches)	Width (inches)	Staple Plate (inches)	Gauge of Metal	Quantity and Size of Flat Head Wood Screws Per Hasp	Hasps in Box	Hasps in Case	Case Weight Average (lbs.)
2	1½	¾	15/16 x ¾	.050	7 – 5/8 x 4	10	500	34

POLY PACK

HINGE HASPS

Steel – Planished and plated, with screws **345**

- For baskets, boxes, chests, cabinets, etc.
- Made of wrought steel
- Available in bright brass (C)

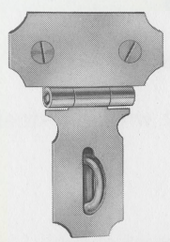

Length of Strap (inches)	Length of Joint (inches)	Pad (inches)	Staple Plate (inches)	Gauge of Metal	Quantity and Size of Flat Head Wood Screws Per Hasp	Hasps in Box	Hasps in Case	Case Weight Average (lbs.)
1⅝	1	1¾ x ⅞	15/16 x ¾	.050	2–5/8 x 5 4–5/8 x 4	10 ..	300 ...	23 ..

POLY PACK

HASPS AND STAPLES

HASPS AND STAPLES

346 Steel – Planished and plated, with screws

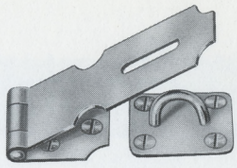
Safety hasp

- Made of wrought steel
- Available in bright brass (C), bright zinc (K)
- For baskets, boxes, chests, cabinets, etc.

Size, Length of Slotted Part (inches)	Length of Pad (inches)	Width (inches)	Staple Plate (inches)	Gauge of Metal	Quantity and Size of Flat Head Wood Screws Per Hasp	Hasps in Box	Hasps in Case	Case Weight Average (lbs.)
2 5/8	1 1/8	15/16	1 1/8 x 15/16	.050	7 – 5/8 x 4	10	500	43

POLY PACK

CD346F Visual pack, with screws, steel – Satin brass plated

Catalog Number	Quantity in Pack	Packs in Box	Packs in Case	Case Weight (lbs.)
CD346F	1 ea.	5	100	11

For these and other visually packed items see pages 227 to 259

HASPS AND STAPLES

975 Steel – Plain, without screws



- Made of wrought steel

Size, Length of Hook (inches)	Staples (inches)	Hook Wire (inches)	Quantity and Size of Flat Head Wood Screws Per Piece	Pieces in Box	Pieces in Case	Case Weight Average (lbs.)
4	1 1/2 x 1 1/8	1/4	8 – 3/4 x 6	10	100	20
5	1 1/2 x 1 1/8	5/16	8 – 3/4 x 6	10	100	27
6	1 1/2 x 1 1/8	5/16	8 – 3/4 x 6	10	100	31

HASPS AND STAPLES

974 Steel – Plain

- Made of wrought steel

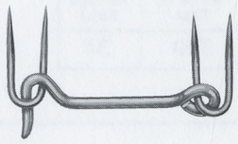

Size, Length of Strap or Hook (inches)	Length of Staple (inches)	Hook Wire (inches)	Pieces in Box	Pieces in Case	Case Weight Average (lbs.)
4	2	1/4	10	150	20
5	2 1/2	5/16	10	150	34
6	2 1/2	5/16	10	150	38

STAPLES

976 Steel – Plain

- Made of wrought steel


Diamond point

Size, Length (inches)	Gauge of Wire	Spread (inches)	Pieces in Box	Pieces in Case	Case Weight Average (lbs.)
1	.120	1/4	100	5000	32
1 1/2	.135	5/16	100	5000	55
2	.144	7/16	100	2500	47
2 1/2	.180	1/2	100	1000	31
3	.192	5/8	50	1000	45

BOLTS, LATCHES,
PULLS AND HANDLES

FOOT AND CHAIN BOLTS

CHAIN BOLTS

Wrought steel – Japanned or plated finishes, with screws **1055**



Surface strike for doors opening in



Angle strike for doors opening out



1055

- For doors of garages and industrial buildings
- Can be used on doors opening in by reversing the bolt. Smaller sizes, in plated finishes, are for cabinets or double screen doors
- Equipped with a strong music wire spring which throws the bolt automatically when chain is released. Chain 24″ long
- Chain bolts furnished in japanned finish have zinc plated bolts and chain. Both strikes furnished

POLY PACK On 3″, 4″, 5″, 6″ Finishes described on page 35

Length of Bolt (inches)	Case (inches)	Diameter of Bolt (inches)	Throw (inches)	Strikes (inches)		Quantity and Size of F.H. Wood Screws (Per Piece)	Quantity and Size of R.H. Wood Screws (Per Piece)	Bolts in Box	Bolts in Case	Case Wt. Average (lbs.)
				Angle	Surface					
3	2½ x 1 7/16	5/32	1/2	¾ x 1½ x ¼	1 7/16 x 11/16 x 5/8	4– ¾ x 6	4– ¾ x 6	5	100	36
4	3⅜ x 1½	9/16	5/8	⅞ x 1 5/8 x 5/16	1 13/16 x ¾ x 13/16	4– ¾ x 7	4– ¾ x 7	5	50	30
5	4⅛ x 1 11/16	9/16	11/16	15/16 x 1 11/16 x ⅜	1 13/16 x ¾ x 15/16	4– ¾ x 7	4– ¾ x 7	5	50	32
6	4 15/16 x 2	23/32	11/16	1⅛ x 1 15/16 x ½	2 x 1 x 1 1/16	4–1 x 8 2– ¾ x 6	4–1 x 8	5	50	53
8	7 x 2 23/32	25/32	13/16	1⅛ x 2¾ x ½	2 15/16 x 1⅛ x 1⅛	4–1¼ x 10 2– ¾ x 6	4–1¼ x 10	1	25	49

Catalog Number	Quantity Per Pack	Packs Per Box	Packs Per Case	Case Weight (lbs.)
CD1055F–4″	1 ea.	5	50	36
CD1055K–6″	1 ea.	5	50	57

Visual pack, with screws, steel – Satin brass or bright zinc finish **CD1055**

For these and other visually packed items see pages 227 to 259

FOOT BOLTS

Wrought steel – Japanned or plated finishes, with screws **1056**

Wrought steel – Japanned or bright zinc plated, with screws **1057**



1056 Spring action



1057 Positive action

Concrete strike



1138 Zinc plated, furnished with 6″ and 8″ only on order

- For garages and industrial buildings. Smaller sizes, in plated finishes, are for cabinets or double screen doors
- Operated by pressure of the foot on the cap and released by pressure on the trip
- 1056 when released, the bolt is retracted by a heavy music wire spring
- 1057 bolt will hold in any position
- Japanned finish foot bolts have zinc plated bolts

Number	Length of Bolt (inches)	Case (inches)	Diameter of Bolt (inches)	Throw (inches)	Strike (inches)	Quantity and Size of Flat Head Wood Screws Per Piece	Quantity and Size of Round Head Wood Screws Per Piece	Bolts in Box	Bolts in Case	Case Wt. Average (lbs.)
1056	3	2½ x 1⅜	1/2	1/2	1¾ x 15/16	2– ¾ x 6	4– ¾ x 6	5	100	22
	4	3⅜ x 1½	39/64	1	2¼ x 1⅛	2– ¾ x 7	4– ¾ x 7	5	50	21
	5	4½ x 1 11/16	39/64	1	2¼ x 1⅛	2– ¾ x 7	4– ¾ x 7	5	50	25
	6	5 x 2	23/32	1 3/32	2 13/32 x 1¼	2–1 x 8	4–1 x 8	5	25	40
	8	7 x 2¾	13/16	1¼	2¾ x 1½	2–1¼ x 10	4–1¼ x 10	1	50	39
1057	6	5 x 2	23/32	¾	2 13/32 x 1¼	2–1 x 8	4–1 x 8	5		40

POLY PACK On 1056 – 3″, 4″, 5″, 6″ and 1057 – 6″ Finishes described on page 35

Catalog Number	Quantity Per Pack	Packs Per Box	Packs Per Case	Case Weight (lbs.)
CD1056F–4″	1 ea.	5	50	30
CD1056K–6″	1 ea.	5	50	49

Visual pack, with screws, steel – Satin brass or bright zinc finish **CD1056**

For these and other visually packed items see pages 227 to 259

BOLTS

BARREL BOLTS

1078 **Steel – Japanned (J) or bright zinc plated (K), with zinc plated bolt, without screws**

Sc1078 **Steel – Japanned, with zinc plated bolt or plated finishes, with screws**





1134 Strike



1136 Strike

- Regular strike furnished with bolt as illustrated. Strikes 1134 or 1136 furnished separately or on special order with bolts: No. 2 for sizes 2½", 3", and 4"; No. 3 for sizes 5" and 6"
- When ordering strikes, specify number and size; also class number of bolt with which to be used

Size, Length of Bolt (inches)	Plate (inches)	Gauge of Metal	Diameter of Bolt (inches)	Strikes (inches)			Quantity and Size of Pan Head Wood Screws Per Piece	Bolts in Box	Bolts in Case	Case Weight Average (lbs.)	
				Surface	1134	1136				1078	Sc1078
2½	2½x1 3/16	.042	19/64	1 3/16 x 13/16	1¼x1 3/16	1 19/64x 43/64	6–5/8x4	10	150	17	19
3	3 x1¼	.042	19/64	1¼x 7/8	1¼x1 3/16	1 19/64x 43/64	6–¾x5	10	150	21	23
4	4 x1¼	.042	19/64	1¼x 7/8	1¼x1 3/16	1 19/64x 43/64	6–¾x5	10	100	18	20
5	5 x1¼	.051	19/64	1¼x1	1½x1 11/32	1 11/16x¾	6–¾x5	10	100	24	27
6	6 x1¼	.051	19/64	1¼x1	1½x1 11/32	1 11/16x¾	8–¾x5	10	60	17	19

POLY PACK On Sc1078 all sizes

Finishes described on page 35

CD1078F **Visual pack, with screws, steel – Satin brass plated**

For these and other visually packed items see pages 227 to 259

Catalog Number	Quantity Per Pack	Packs Per Box	Packs Per Case	Case Weight (lbs.)
CD1078F–2½"	1 ea.	5	100	15
CD1078F–3"	1 ea.	5	100	19
CD1078F–4"	1 ea.	5	100	23

HEAVY BARREL BOLTS

1084 **Steel – Japanned (J) or bright zinc plated (K), with zinc plated bolt, without screws**

Sc1084 **Steel – Japanned (J) or bright zinc plated (K), with zinc plated bolt, with screws**



- Surface strike as illustrated furnished with bolt. Strikes No. 1134 or 1136 are available – specify on order

Size, Length of Bolt (inches)	Plate (inches)	Gauge of Metal	Diameter of Bolt	Strikes (inches)			Quantity and Size of Flat Head Wood Screws Per Piece	Bolts in Box	Bolts in Case	Case Weight Average (lbs.)	
				Surface	1134	1136				1084	Sc1084
4	4 1/16x1 5/16	.070	25/64	1 5/16x1 5/16	No. 3 1½x1 11/32	No. 3 1 11/16x ¾	7– ¾x6	10	100	36	37
6	6 x1½	.077	27/64	1½x1½	No. 4 1¾x1 5/16	No. 4 1 5/16x 13/16	9– ⅞x7	5	50	30	32
8	8 x1¾	.077	37/64	1¾x2	No. 6 2⅜x1¾	No. 6 2 17/32x1¼	9–1 x8	5	25	30	32

POLY PACK On Sc1084 – 4", 6"

HEAVY SQUARE SPRING BOLTS

1088 **Steel – Japanned (J) or bright zinc plated (K), bolt zinc plated, without screws**



- Equipped with a heavy spring which holds the bolt in position

Size, Length of Plate (inches)	Width of Plate (inches)	Throw (inches)	Gauge of Metal	Bolt (inches)	Strikes (inches)		Quantity and Size of Flat Head Wood Screws Per Piece	Bolts in Box	Bolts in Case	Case Weight Average (lbs.)
					Flat	Surface				
6	1¾	1¼	.077	½	2 x 1½	2½ x 1	10–1 x 8	10	50	46
8	2	1 1/16	.077	5/8	2¼ x 1 1/16	2 1/16 x 1	12–1 x 9	5	25	38

BOLTS AND FASTENERS

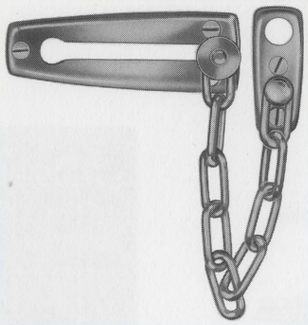

CHAIN DOOR FASTENERS

Steel – Satin brass finish, with screws **7088**

Brass – Bright finish, with screws **7088¼**

Catalog Number	Quantity and Size of Flat Head Wood Screws	Pieces in Box	Pieces in Case	Case Weight Average (lbs.)
7088	5–⅝ x 5	10	100	19
7088¼	5–⅝ x 5	10	50	10

POLY PACK On numbers 7088 and 7088¼

- Used on entrance doors in residences or apartments
- Sturdy chain door guard with modern design provides protection from intruders
- Door plate 1 3/16″ x 3½″ – jamb plate ¾″ x 1⅞″

Catalog Number	Quantity in Pack	Packs in Box	Packs in Case	Case Weight (lbs.)
CD7088	1 ea.	5	100	23
CD7088¼	1 ea.	5	50	12

Visual pack, with screws, steel – Satin brass finish **CD7088**

Visual pack, with screws, brass – Bright finish **CD7088¼**

For these and other visually packed items see pages 227 to 259

CELLAR WINDOW BOLTS

Cellar window bolt

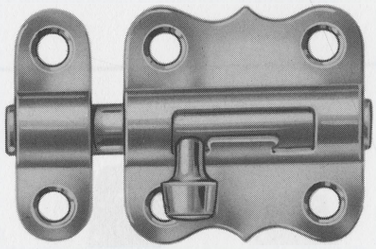

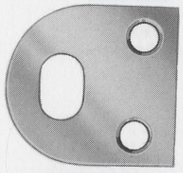

1134 Strike



1136 Strike

Steel – Satin brass finish or japanned with zinc plated bolt, without screws **1076**

- Regular strike furnished with bolt as illustrated. Strikes 1134 No. 2 or 1136 No. 2 furnished separately or on special order with bolts
- When ordering strikes, specify class number and size; also class number of bolt with which to be used

Size, Length of Bolt (inches)	Plate (inches)	Gauge of Metal	Diameter of Bolt (inches)	Strikes (inches)			Quantity and Size of Flat Head Wood Screws Per Piece
				Surface	1134	1136	
2½	1 1/16x1½	.058	11/32	1½x½	1¼x1 3/16	1 19/64x43/64	6–¾x6

Catalog Number	Quantity Per Pack	Packs Per Box	Packs Per Case	Case Weight (lbs.)
CD1076F–2½″	1 ea.	5	100	20

Visual pack, with screws, steel – Satin brass finish **CD1076F**

For these and other visually packed items see pages 227 to 259

WINDOW SPRING BOLTS



Steel – Bright zinc plated **1697**

Brass – Plain **1697¼**

Size, Length of Bolt (inches)	Length of Case (inches)	Throw (inches)	Diameter of Hole to Bore (inches)	Pieces in Box	Pieces in Case	Case Weight Average (lbs.)	
						1697	1697¼
2⅝	1½	⅜	¼	50	500	13	..
3¼	1⅞	½	⅜	25	500	34	36

- For windows and for stationary or hinged screens
- Size 2⅝″ recommended for screens
- 1697¼ made of brass with stainless steel spring in size 3¼″ only

BOLTS

CANE BOLTS

1010 Steel – Bright zinc plated, with screws

- A strong, positive bolt for locking heavy doors. Also holds door open
- The lip at top prevents bolt from slipping out of guide
- Throw is almost unlimited . . . bolt drops by gravity
- Both strikes furnished

Size, Length (inches)	Round Bolt (inches)	Quantity and Size of F.H. Wood Screws Per Piece	Bolts in Box	Bolts in Case	Case Weight Average (lbs.)
12	½	6–1¼x12 2–1 x 6	2	40	54
18	19/32	6–1¼x12 2–1 x 8	2	20	48
24	19/32	6–1¼x12 2–1 x 8	2	10	36

Strikes



For wood



For concrete



EXTRA-HEAVY CREMONE BOLTS

1052 Steel – Zinc plated, japanned or dead black finishes, with screws

- For right or left hand doors (opening in or out) of garages and industrial buildings
- Stock sizes for doors 7′, 7′6″ and 8′ in height. Adjustment of 6″ upward at ¼″ intervals. Furnished on order for doors of any height at added cost
- Brass handle located 42″ from bottom of door
- Furnished at additional cost, with handle outside or with two handles, one inside and one outside
- Rods and bolt heads are steel, zinc plated



Locked position



No. 1 Flat



No. 2 Universal



No. 3 Angle











No. 5 Surface



No. 6 Concrete

Packed with strikes 2, 3 and 6 • Nos. 1 and 5 on order

Case (inches)	Length of Handle (inches)	Rods Half Oval (inches)	Bolt Heads Half Oval (inches)	Top and Bottom Guides (inches)	Center Guides (inches)	Throw (Up and Down) (inches)	Projection (inches)	Bolts in Case	Weight Per Bolt Average (lbs.)
12 x 3	7	3/16 x ¾	⅜ x 1½	5½ x 3⅜	2 15/16 x 2 11/16	1½	2½	1	12

Furnished in zinc plated (K), japanned (KJ), or dead black (KJI) finishes
Rods wrapped separately
Specify class number, finish, thickness and height of door

THUMB LATCHES



Steel – Japanned or bright zinc plated, with screws **1260**

- For doors of residences, garages, barns, etc.
- See table for door thickness
- Made of wrought steel
- Latch bar is furnished with a special flanged bushing which prevents the bar from binding, regardless of how tightly the screw is driven
- Strike and guide furnished with eyes through which padlock shackle may be placed
- When door is closed, screws are concealed

Size	Length of Handle (inches)	For Door Thickness (inches)	Length of Grip (inches)	Length of Latch Bar (inches)	Sets in Box	Sets in Case	Case Weight Average (lbs.)
No. 1	5⅝	⅝ to 1¼	3¼	4	1	100	31
No. 2	6⅝	⅝ to 1¾	4	4¼	1	50	24
No. 3	7⅜	¾ to 1⅞	4	5½	1	50	34
No. 4	8¾	1¼ to 2⅝	5	5½	1	25	30

Catalog Number	Quantity Per Pack	Packs Per Box	Packs Per Case	Case Weight (lbs.)
V1260K No. 2	1 set	5	100	49

Visual pack, with screws, steel – Bright zinc plated **V1260 NO. 2**

For these and other visually packed items see pages 227 to 259

EXTRA-HEAVY THUMB LATCHES



Steel – Japanned or bright zinc plated, with screws **1252 1264**

- For garage and industrial doors. No. 1252 for doors 1½″ to 2½″ in thickness; No. 1264 for doors 1¾″ to 2¼″ in thickness and furnished on order (at additional cost) for doors up to 3″ in thickness
- Made of wrought steel
- Handles and thumb pieces are well formed and liberal in size
- When doors are to be locked with a padlock, specify one pair padlock eyes 1245 No. 2. See page 196
- Screw holes are made to take carriage bolts or wood screws
- Carriage bolts furnished on order (at additional cost), specify thickness of door
- For pulls to match, see page 197

Number	Plate (inches)	Length of Handle (inches)	Length of Grip (inches)	Length of Latch Bar (inches)	Quantity and Size of Flat Head Wood Screws				Sets in Box	Sets in Case	Case Weight Average (lbs.)
					Handle and Plates	Latch Bar	Strike and Guide	Escutcheon			
1252	. . . . .	10¾	5	6¼	6–1½x12	1–1¾x12	4–1½x12	2–1x10	1	10	26
1264	14½x2¾	10¾	5	12	12–1 x12	1–1¾x12	5–1½x12	. . . . .	1	10	68

CATCHES, LATCHES AND PULLS

TRANSOM CATCHES

1165 **Steel – Bright zinc plated, with screws**

- Ring handle is of sufficient size for operating with a window pole
- The spring is made of strong music wire
- Furnished on order with bolt reversed for transoms opening outward

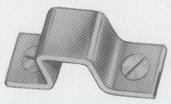

Surface strike



Universal strike

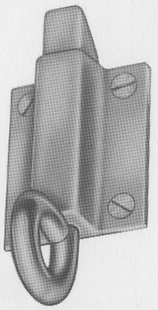

- Both strikes furnished

Size	Case (inches)	Gauge of Metal (Case)	Diameter of Ring Inside (inches)	Throw (inches)	Strikes (inches)		Quantity and Size of Flat Head Wood Screws Per Piece	Pieces in Box	Pieces in Case	Case Weight Average (lbs.)
					Surface	Universal				
No. 2	2 x 1⅝	.065	7/16	⅝	1⅝ x ⅝	1 7/16 x 1⅜	6–1 x 8	10	100	40

PADLOCK EYES

1245 **Wrought steel – Bright zinc plated, with screws**

Dimensions:
a. 13/16" wide
b. ⅝" wide
c. ¾" deep

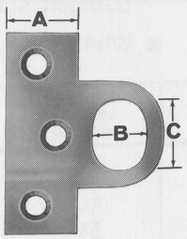

- Attached in pairs, to edge of door and jamb
- When doors are closed the screws are concealed and the padlock shackle can be slipped through both eyes

Size	Overall Size (inches)	Gauge of Metal	Quantity and Size of Flat Head Wood Screws Per Pair	Pair in Box	Pair in Case	Case Weight Average (lbs.)
No. 2	2⅛x1⅞	.109	6–⅞x10	10	300	58

BAR LATCHES

450 **Steel – Planished and plated, with screws**

- Made of wrought steel

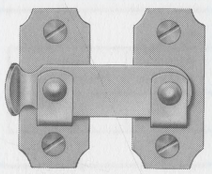

Size Bar (inches)	Plate (inches)	Quantity and Size of Flat Head Wood Screws Per Piece
1¾x½	1½x⅝	4–⅝x5

Finishes described on page 35

CD450F **Visual pack, with screws, steel – Satin brass finish**

Catalog Number	Quantity Per Pack	Packs Per Box	Packs Per Case	Case Weight (lbs.)
CD450F–1¾"	1 ea.	5	100	9

For these and other visually packed items see pages 227 to 259

DOOR PULLS

482 **Steel – Japanned, bright zinc plated, or plated finishes, with screws**

1257 **Wrought steel – Japanned (J) or bright zinc plated (K), with screws**

- Made of wrought steel
- For screen door pulls see page 201

Catalog Number	Size	Overall Size (inches)	Length of Grip (inches)	Quan. and Size of Flat Head Wood Screws Per Piece	Pieces in Box	Pieces in Case	Case Weight Average (lbs.)
482	No. 1	5 x1¼	3⅜	4– ¾x 7	10	50	6
482	No. 2	5¾x1½	4	4– ¾x 8	10	50	8
482	No. 3	6½x1¾	4½	4–1 x 9	10	50	12
482	No. 4	7⅞x2¼	5⅝	4–1¼x12	5	50	26
1257	No. 2	6½x1 3/16	4	2– ⅞x 8	10	200	23
1257	No. 3	7½x1 11/16	4⅛	4– ⅞x 9	10	100	24



482



1257

POLY PACK On 482 all sizes Finishes described on page 35

CD482F No. 2 **Visual pack, with screws, steel – Satin brass finish**

Catalog Number	Quantity Per Pack	Packs Per Box	Packs Per Case	Case Weight Average (lbs.)
CD482F No. 2	1 ea.	5	100	24

For these and other visually packed items see pages 227 to 259

PULLS AND HANDLES



DOOR PULLS

Wrought steel – Japanned or bright zinc plated, with screws **1265**

Overall Size (inches)	Length of Grip (inches)	Quantity and Size of Flat Head Wood Screws Per Piece	Pieces in Box	Pieces in Case	Case Weight Average (lbs.)
10¾x2½	5	6–1½x12	5	25	24

- For doors of garages and industrial buildings
- Handle is well formed and liberal in size
- For thumb latch set to match, see page 195



FLUSH DOOR PULLS

Cast iron – Japanned or bright zinc plated, with screws **1271**

Face Plate (inches)	Cup Size (inches)	Depth of Cup (inches)	Quantity and Size of F.H. Wood Screws Per Piece	Pieces in Box	Pieces in Case	Case Weight Average (lbs.)
6½x1½	3⅜x1	15/16	2–1½x12	5	50	30

- For sliding doors of garages, barns and industrial buildings

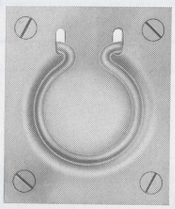

TRAP DOOR RINGS

Steel – Japanned or bright zinc plated, with screws **1215**

- Sets flush with the floor, eliminating the danger of tripping

Size	Plate (inches)	Diameter of Ring (inches) Outside	Diameter of Ring (inches) Inside	Depth Overall (inches)	Gauge of Metal	Wire (inches)	Quantity and Size of Flat Head Wood Screws Per Piece	Pieces in Box	Pieces in Case	Case Weight Average (lbs.)
No. 1	3 x3½	2⅛	1½	½	.072	5/16	4– 7/8x 9	5	50	22
No. 2	3½x3¾	2¼	1½	19/32	.083	⅜	4–1 x10	5	50	29

Catalog Number	Quantity Per Pack	Packs Per Box	Packs Per Case	Case Weight (lbs.)
V1215K No. 1	1 ea.	5	100	46

Visual pack, with screws, steel – Bright zinc plated **V1215**

For these and other visually packed items see pages 227 to 259

CHEST HANDLES



Steel – Japanned or bright zinc plated, with screws **1226**

- For chests, boxes, etc.
- Made of wrought steel
- A sturdy, heavy duty flush type handle with large roomy bail allows for a firm comfortable grip
- Bail lies flat out of the way when not in use with no portion projecting

Plate (inches)	Width of Bail Inside (inches)	Wire (inches)	Depth of Mortise (inches)	Gauge of Metal	Quantity and Size of Flat Head Wood Screws	Pair in Box	Pair in Case	Case Weight Average (lbs.)
5¼x4¼	2¾	⅜	½	.072	12–7/8x10	5	25	41

CHEST HANDLES

CHEST HANDLES

1205 Steel – Japanned or bright zinc plated, with screws



- For chest or boxes where a sturdy handle is required
- Made of wrought steel
- Vertical corrugations reinforce the stop
- A strong, heavy duty handle with large roomy bail allows for a firm, comfortable grip
- Screws can be driven on all sizes without raising the bail

Size	Plate (inches)	Width of Bail Inside (inches)	Gauge of Metal	Wire (inches)	Quantity and Size of Flat Head Wood Screws Per Pair	Pair in Box	Pair in Case	Case Weight Average (lbs.)
No. 2¾	2 11/16 x 2	2¾	.058	¼	6– ¾ x 6	5	100	47
No. 3¼	3⅜ x 2¾	3⅜	.058	5/16	8– ¾ x 8	5	50	41
No. 3½	3⅝ x 2 13/16	3⅝	.065	11/32	8– ⅞ x 10	5	50	48
No. 4	4 1/16 x 3	4⅛	.072	⅜	8– ⅞ x 10	5	25	33
No. 4¾	4⅞ x 4 3/16	4½	.083	7/16	10–1 x 12	5	25	51

CD1205K–2¾" Visual pack, with screws, steel – Bright zinc plated

Catalog Number	Quantity Per Pack	Packs Per Box	Packs Per Case	Case Weight (lbs.)
CD1205K–2¾"	1 ea.	5	100	27

For these and other visually packed items see pages 227 to 259

CHEST HANDLES

1207 Steel – Japanned or bright zinc plated, with screws



- For chests or boxes having a surface for applying only a narrow plate
- Made of wrought steel
- Corrugations reinforce the stop
- A narrow plate with a large bail allows for a firm comfortable grip

Plate (inches)	Width of Bail Inside (inches)	Wire (inches)	Gauge of Metal	Quantity and Size of Flat Head Wood Screws Per Pair	Pair in Box	Pair in Case	Case Weight Average (lbs.)
3 1/16 x 1¾	3⅜	5/16	.072	10 – ⅞ x 8	5	50	36

CHEST HANDLES

1214 Steel – Japanned or bright zinc plated, with screws



- For chests, boxes, etc.
- Made of wrought steel
- Vertical corrugations reinforce the stop
- Tubular grip is comfortable and allows ample clearance for the knuckles
- Screws can be driven with handle lying flat

Plate (inches)	Width of Bail Inside (inches)	Wire (inches)	Gauge of Metal	Quantity and Size of Flat Head Wood Screws Per Pair	Pair in Box	Pair in Case	Case Weight Average (lbs.)
3⅛ x 3	3⅞	5/16	.084	10 – ⅞ x 10	5	25	33

SCREEN, STORM AND
BLIND HARDWARE

SCREEN DOOR HINGES

HEAVY SCREEN DOOR SPRING HINGES

Steel – Planished and plated, with screws **152**

Steel – Planished and plated, with screws **154**

- For heavy screen doors, toilet partitions, etc.
- Made of wrought steel, toughened and hardened by cold rolling
- Constructed with two vertical bearings to sustain the weight of either a right or left hand door application
- The barrel and one leaf of the hinge are made in one piece, making an extremely strong hinge
- Spring is made of the best tempered steel wire of ample proportions, permitting tension adjustment sufficient for the heaviest requirements
- Tension can be regulated to close the door quickly or slowly

Adjustable tension

Half surface



Fast pin

Full surface



152 154

152

Length of Joint (inches)	Width of Each Leaf (inches)	Gauge of Metal	Quantity and Size of Flat Head Wood Screws Per Pair	Pair in Box	Pair in Case	Case Weight Average (lbs.)
3	1⅜	.083	12–¾ x 8	5	25	27

154

Size Open (inches)	Gauge of Metal	Quantity and Size of Flat Head Wood Screws Per Pair	Pair in Box	Pair in Case	Case Weight Average (lbs.)
3 x 3	.083	12–¾ x 8	5	25	27

Finishes described on page 35

POLY PACK On numbers 152 and 154

SCREEN DOOR SPRING HINGES

Steel – Japanned or plated finishes, with screws **2152**

Steel – Japanned or plated finishes, with screws **2154**

- For screen doors
- Made of wrought steel, toughened and hardened by cold rolling
- The barrel and one leaf of the hinge are made in one piece, for strength and durability
- Tension of the spring can be regulated to close the door quickly or slowly
- For complete screen door sets see page 201

Adjustable tension

Half surface



Loose pin

Full surface



2152 2154

2152

Length of Joint (inches)	Width of Jamb Leaf (inches)	Quantity and Size of F.H. Wood Screws Per Pair	Pair in Box	Pair in Case	Case Weight Average (lbs.)
2¾	1⅛	12–¾ x 7	5	25	18

2154

Size Open (inches)	Quantity and Size of Flat Head Wood Screws Per Pair	Pair in Box	Pair in Case	Case Weight Average (lbs.)
2¾ x 2¾	12 – ¾ x 7	5	25	17

Finishes described on page 35

POLY PACK On numbers 2152 and 2154

Catalog Number	Quantity Per Pack	Packs Per Box	Packs Per Case	Case Weight (lbs.)
CD2154F	1 ea.	5	100	40

Visual pack, with screws, steel – Satin brass finish **CD2154F**

For these and other visually packed items see pages 227 to 259

SCREEN DOOR HINGES AND SETS

SCREEN DOOR HINGES

1751 Steel – Japanned, bright zinc plated or plated finishes, with screws

- Made of wrought steel, toughened and hardened by cold rolling
- One leaf countersunk on both sides, permitting application of either full surface or half surface. Will also accommodate door thicker or thinner than jamb
- For screen door sets, see page 201

Finishes described on page 35

POLY PACK

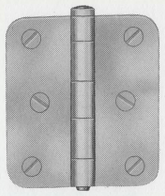

Full surface

1751
Loose pin



Half surface



Door thicker than jamb



Door thinner than jamb

Size Open (inches)	Gauge of Metal	Quantity and Size of Flat Head Wood Screws Per Pair	Pair in Box	Pair in Case	Case Weight Average (lbs.)
3 x 2¾	.072	12–¾ x 8	5	50	30

CD1751K Visual pack, with screws, steel – Bright zinc plated

For these and other visually packed items see pages 227 to 259

Catalog Number	Quantity Per Pack	Packs Per Box	Packs Per Case	Case Weight (lbs.)
CD1751K–3″x2¾″	1 ea.	5	100	34

SCREEN DOOR SPRING HINGES

158 Steel – Japanned, bright zinc or satin brass plated, with screws

- For screen doors of residences
- Made of wrought steel
- Springs are enclosed in barrels of attractive proportions
- Barrels are of substantial construction and are a part of one of the hinge leaves
- For complete screen door sets see below



Full surface

158
Loose pin

Size Open (inches)	Quantity and Size of Flat Head Wood Screws Per Pair	Pair in Box	Pair in Case	Case Weight Average (lbs.)
3 x 2½	12–¾ x 7	5	50	27

CD158 Visual pack, with screws, steel – Bright zinc plated

For these and other visually packed items see pages 227 to 259

Catalog Number	Quantity Per Pack	Packs Per Box	Packs Per Case	Case Weight (lbs.)
CD158	1 ea.	5	100	32

SCREEN DOOR SETS

1158 Steel – Japanned, bright zinc or satin brass plated, with screws

A set consists of:
One pair of spring hinges (No. 158)
One door pull 4¾″ (No. 1258)
One hook and eye 2½″

Spring hinge sets

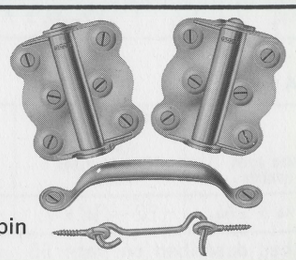

1158
Full surface – loose pin

Size Open (inches)	Quantity and Size of Flat Head Wood Screws Per Set	Sets in Box	Sets in Case	Case Weight Average (lbs.)
3 x 2½	14–¾ x 7	5	25	16

POLY PACK

SCREEN DOOR HARDWARE

Spring hinge sets — adjustable tension

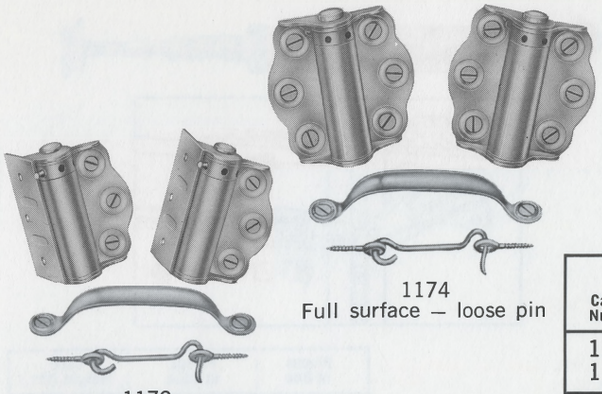

1172
Half surface — loose pin

1174
Full surface — loose pin

SCREEN DOOR SETS

Steel — Plated finishes, with screws **1172**

A set consists of: one pair of spring hinges (No. 2152), one door pull 4¾" (No. 1258), one hook and eye 2½"

Steel — Plated finishes, with screws **1174**

A set consists of: one pair of spring hinges (No. 2154), one door pull 4¾" (No. 1258), one hook and eye 2½"

Catalog Number	Length of Joint (inches)	Width of Each Leaf (inches)	Size Open (inches)	Quantity and Size of Flat Head Wood Screws Per Set	Sets in Box	Sets in Case	Case Weight Average (lbs.)
1172	2¾	1⅛	. . . . .	14—¾x7	5	25	20
1174	. . .	. . .	2¾x2¾	14—¾x7	5	25	19

POLY PACK On numbers 1172 and 1174

Finishes described on page 35

A set consists of: one pair of hinges — (1751) 3" x 2¾", one door pull 4¾" (No. 1258), one hook and eye 2½", one coil spring No. 3

Quantity and Size of Flat Head Wood Screws Per Set	Sets in Box	Sets in Case	Case Weight Average (lbs.)
14 — ¾ x 8	1	25	25

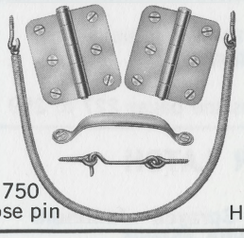

1750
Loose pin

Steel — Japanned, bright zinc or satin brass plated, with screws **1750**

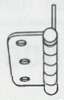

Half surface



Door thicker than jamb



Door thinner than jamb

Catalog Number	Quantity Per Pack	Packs Per Box	Packs Per Case	Case Weight (lbs.)
V1750	1 set	5	50	51

Visual pack, with screws, steel — Bright zinc plated **V1750**

For these and other visually packed items see pages 227 to 259

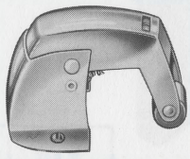

"SNAPPY" CATCH

Wrought steel — Japanned or bright zinc plated, with screws **210**

- Clean-cut modern design
- For holding screen and storm doors shut; also for a broom or paper holder
- Easy positive action works as follows: the door in closing strikes the inside rubber roller, which acts as a trigger, releasing the spring; the outer rubber roller catches the door, closes it and holds it shut
- New heavy duty spring assures long life

Quantity and Size of Round Head Wood Screws Per Piece	Pieces in Box	Pieces in Case	Case Weight Average (lbs.)
2 — ¾ x 8	10	100	15

POLY PACK

Catalog Number	Quantity Per Pack	Packs Per Box	Packs Per Case	Case Weight (lbs.)
CD210K	1 ea.	5	100	21

Visual pack, with screws, steel — Bright zinc plated **CD210K**

For these and other visually packed items see pages 227 to 259

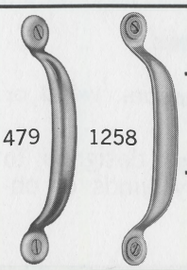

479 1258

PULLS

Steel — Japanned, bright zinc or plated finishes, with screws **479**

Steel — Japanned or plated finishes, with screws **1258**

Catalog Number	Length (inches)	Width (inches)	Quantity and Size of Wood Screws Per Piece	Pieces in Box	Pieces in Case	Case Weight Average (lbs.)
479	4⅞	⅝	2—¾ x 6 F.H.	25	200	10
1258	4¾	⅝	2—¾ x 7 F.H.	25	200	11

Finishes described on page 35

Catalog Number	Quantity Packs	Packs Per Box	Packs Per Case	Case Weight (lbs.)
CD479F	1 ea.	5	100	11

Visual pack, with screws, steel — Satin brass finish **CD479F**

For these and other visually packed items see pages 227 to 259

SCREEN AND STORM DOOR HARDWARE

SCREEN AND STORM DOOR CLOSER

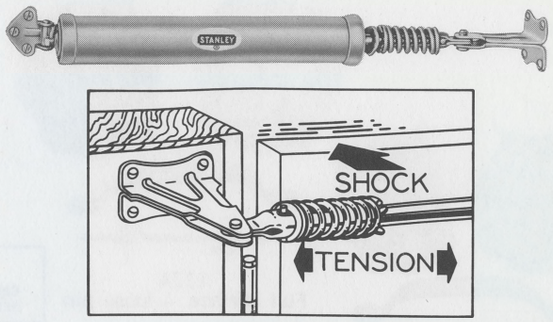

1700AL **Steel — Aluminum spray finish, with screws**

- For screen, storm or combination doors
- Ruggedly constructed at all points
- Pneumatic operation with non-collapsing, full-floating leather piston which assures perfect performance
- Heavy duty spring shock absorber prevents damage to door or closer
- Closing speed is easily adjusted by a simple turn of the valve screw

Pieces in Box	Pieces in Case	Case Weight (lbs.)
1	36	63

CD1700AL **Visual pack, with screws, steel — Aluminum spray finish**

Catalog Number	Quantity Per Pack	Packs Per Box	Packs Per Case	Case Weight (lbs.)
CD1700AL	1	5	20	42

For these and other visually packed items see pages 227 to 259

SCREEN AND STORM DOOR LATCH

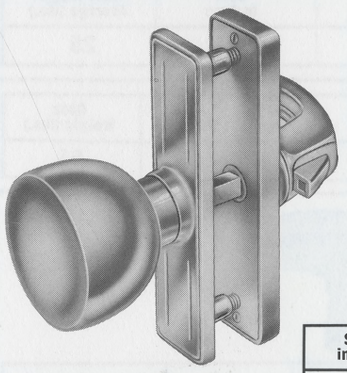

1703AL **Die cast zinc alloy — Sprayed aluminum baked enamel finish, with screws**

- For screen, storm or combination doors from ¾" to 1⅛" in thickness
- Simple to install — requires only 3 holes. No mortising necessary
- Floating bolt in the handle gives the necessary flexible action to provide easy latching with any door closer
- Equipped with a simple, positive, safety slide
- All springs are rust proof

Sets in Box	Sets in Case	Case Weight (lbs.)
1	36	32

V1703AL **Visual pack, with screws, zinc die-cast — Sprayed aluminum baked enamel finish**

Catalog Number	Quantity Per Pack	Packs Per Box	Packs Per Case	Case Weight (lbs.)
V1703AL	1	5	20	18

For these and other visually packed items see pages 227 to 259

CHAIN DOOR STOP

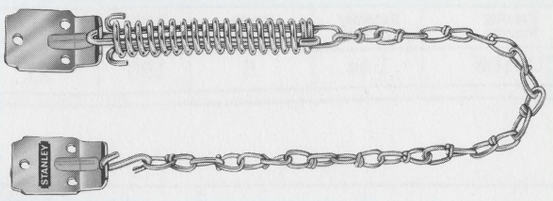

1707K **Steel — Bright zinc plated, with screws**

- For screen, storm or combination doors, wood or aluminum
- Chain stop with compression spring designed to prevent damage to door caused by winds or obstructions

Width of Brackets (inches)	Pieces in Box	Pieces in Case	Case Weight (lbs.)
1¼	12	72	36

POLY PACK

V1707K **Visual pack, with screws, steel — Bright zinc plated**

Catalog Number	Quantity Per Pack	Packs Per Box	Packs Per Case	Case Weight (lbs.)
V1707K	1	5	20	11

For these and other visually packed items see pages 227 to 259

SCREEN AND STORM DOOR HARDWARE



Exterior view applied

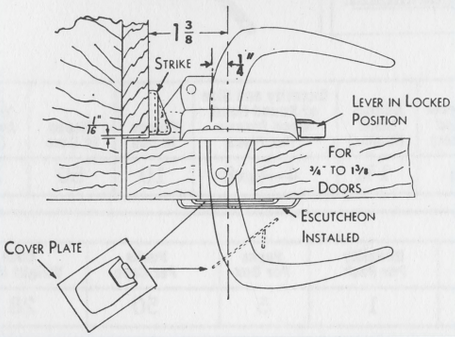

DOOR LATCHES

Steel – Planished and plated, with screws **1280**

- Made of wrought steel
- For screen, storm or combination doors from 3/4" to 1 3/8" in thickness
- Simple to install by boring a 1" hole in the door stile. No mortising necessary
- Latch operates with an easy, positive, push-pull action
- Equipped with an easily operated safety lock on push side
- Throw-off feature unlocks latch if thrown inadvertently when door is open

Length	Quantity and Size of Wood Screws Per Piece		Pieces in Box	Pieces in Case	Case Weight Average (lbs.)
	Oval Head (escutcheons)	Round Head (strike)			
2½	4–7/8 x 8	2–7/8 x 8	1	10	7

Finishes described on page 35

Catalog Number	Quantity Per Pack	Packs Per Box	Packs Per Case	Case Weight (lbs.)
V1280F	1	5	50	30

Visual pack, with screws, steel – Satin brass finish **V1280F**

For these and other visually packed items see pages 227 to 259

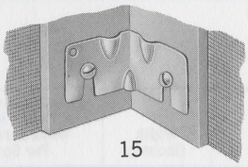

15

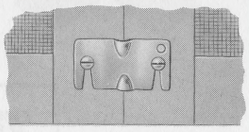

16

- For holding sectional screens together
- Made of wrought steel

COUPLINGS

Steel – Bright zinc plated, with screws **15** and **16**

- Slight projection at the top and bottom are to allow tapping with a hammer to pull screen sections tightly together
- Small hole in the corner is used to fasten coupling to screen when in storage

Number	Length of Sides (inches)	Width (inches)	Quantity and Size of Round Head Wood Screws Per Piece	Pieces in Poly Bag	Pieces in Box	Pieces in Case	Case Weight Average (lbs.)
15	1½	1¼	2 – 3/4 x 7	2	20 (10 poly bags)	1000 (500 poly bags)	57
16	2¼	1¼	2 – 3/4 x 7	2	20 (10 poly bags)	1000 (500 poly bags)	43

POLY PACK On numbers 15 and 16

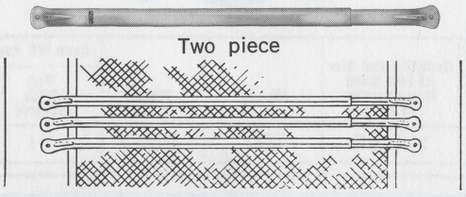

Two piece

Suggested application for appearance and protection

ADJUSTABLE DOOR GUARDS

Steel – Bright zinc plated, with screws **1736**

- Guards mounted on the door protect the wire cloth or glass, reinforce the door and serve as a push bar
- Made of wrought steel, in two pieces of strong U-shaped construction
- Adjustable from 21" to 32"

Length Closed (inches)	Width (inches)	Projection (inches)	Gauge of Metal	Quantity and Size of R.H. Wood Screws Per Piece	Pieces in Box	Pieces in Case	Case Weight Average (lbs.)
21	1	3/4	.050	2–3/4x7	5	50	42

Catalog Number	Quantity Per Pack	Packs Per Box	Packs Per Case	Case Weight (lbs.)
V1736K	1 ea.	5	50	42

Visual pack, with screws, steel – Bright zinc plated **V1736K**

For these and other visually packed items see pages 227 to 259

SCREEN AND STORM DOOR HARDWARE

SCREEN DOOR BRACES

1739 Steel – Bright zinc plated, with screws





- For taking up the sag in a screen or storm door
- Applied on the inside of the door
- Heavy duty model for quality construction
- Steel rods are zinc plated
- Serrated ends make a firm contact
- Equipped with a solid brass turnbuckle
- Desired tension can be secured either by inserting a nail in the hole or using a wrench
- Offset ends on rods provide clearance permitting turnbuckle to turn freely

Length Overall (inches)	Diameter of Rod (inches)	Adjustment (inches)	Quantity and Size of Round Head Wood Screws Per Piece	Pieces in Box	Pieces in Case	Case Weight Average (lbs.)
42	¼	1¾	4–¾x8	10	50	27

V1739K Visual pack, with screws, steel – Bright zinc plated

Catalog Number	Quantity Per Pack	Packs Per Box	Packs Per Case	Case Weight (lbs.)
V1739K	1	5	50	28

For these and other visually packed items see pages 227 to 259

CORNER BRACES

27 Steel – Bright zinc plated, four clipped together, without screws



- For reinforcing door or window screens
- Can be used on screens with metal channels
- Made of wrought steel
- Flanges on the sides square the corners and brace the joints
- Easily applied and prolong the life of the screen
- A set consists of four braces

Length of Sides (inches)	Width (inches)	Quantity and Size of Round Head Wood Screws Per Set
2½	1	16–⅝x6

CD27K Visual pack, with screws, steel – Bright zinc plated

Catalog Number	Quantity Per Pack	Packs Per Box	Packs Per Case	Case Weight (lbs.)
CD27K	4 ea. (1 set)	5	100	24

For these and other visually packed items see pages 227 to 259

TURN BUTTONS



4 Steel – Bright zinc plated, without screws

Sc4 Steel – Bright zinc plated, with screws

- Made of wrought steel
- A basic piece of hardware for simple fastening of screens, storm sash, battens, etc.

Size, Length (inches)	Quantity and Size of Flat Head Wood Screws Per Piece	Pieces in Box	Pieces in Case	Case Wt. Average (lbs.)	
				Sc4 With Screws	No. 4 Without Screws
1¾	1–1 x 8	150	1500	31	24

CD4K Visual pack, with screws, steel – Bright zinc plated

Catalog Number	Quantity Per Pack	Packs Per Box	Packs Per Case	Case Weight (lbs.)
CD4K–1¾"	4 ea.	5	100	10

For these and other visually packed items see pages 227 to 259

TURN BUTTONS



5 Steel – Bright zinc plated, without screws

Sc5 Steel – Bright zinc plated, with screws

- Made of wrought steel

Size, Length (inches)	Quantity and Size of Flat Head Wood Screws Per Piece	Pieces in Box	Pieces in Case	Case Wt. Average (lbs.)	
				Sc5 With Screws	No. 5 Without Screws
1¼	1–1x8	150	1500	22	15

SCREEN AND STORM SASH HANGERS



1716



Applied

HANGERS

Steel – Bright zinc plated, with screws **1716**

- For screens or storm sash hung flush with casing
- Will hold screens or sash snugly to the window frame preventing rattling
- Eyes only are obtainable, allowing storm sash and screen to be hung on the same hook

Class Number	Eye (inches)	Hook (inches)	Quantity and Size of Wood Screws Per Pair	Pair in Box	Pair in Case	Case Weight Average (lbs.)
1716	2¾ x 1	1 1/16 x ⅞	10 – ¾ x 7 F.H.	10	100	18

POLY PACK

Double duty hanger



1742

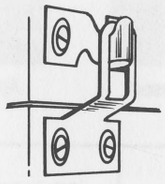

Screen or storm sash and trim flush

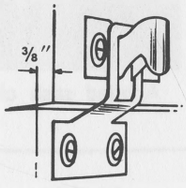

Screen or storm sash ⅜″ inset

HANGERS

Steel – Bright zinc plated, with screws **1742**

- For flush or inset full length screens and storm sash
- Extra eyes are available on special order so screen and storm sash can be hung on the same hooks

Eye (inches)	Hook (inches)	Quantity and Size Wood Screws Per Pair	Pair in Box	Pair in Case	Case Weight Average (lbs.)
2x1⅞	1⅞x¾	8–¾x6 F.H.	10	100	18

POLY PACK

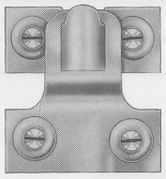

1724 1734



Applied

POLY PACK On numbers 1724 and 1734

HANGERS

Steel – Bright zinc plated, with screws **1724**

Steel – Bright zinc plated, with screws **1734**

- For full length screens and storm sash
- Extra eyes are available on special order so screen and storm sash can be hung on the same hooks
- 1734 set consists of one pair of 1724 hangers and one 1½″ hook and eye

Eye (inches)	Hook (inches)	Quantity and Size Wood Screws Per Pair	Pair or Sets in Box	Pair or Sets in Case	Case Weight Average (lbs.)	
					1724	1734
2 x 1⅞	1⅞ x ¾	8 – ¾ x 6 F.H.	10	100	17	20

Catalog Number	Quantity Per Pack	Packs Per Box	Packs Per Case	Case Weight (lbs.)
CD1734K	1 set	5	100	23

Visual pack, with screws, steel – Bright zinc plated **CD1734K**

For these and other visually packed items see pages 227 to 259

Extra eyes are available, for hanging storm or screen sash using same hook. Specify class number when ordering. Packed 10 pair in box, 500 pair in case. Weight 45 to 50 lbs.

STORM SASH ADJUSTERS

ADJUSTERS

1727 Steel – Bright zinc plated, with screws

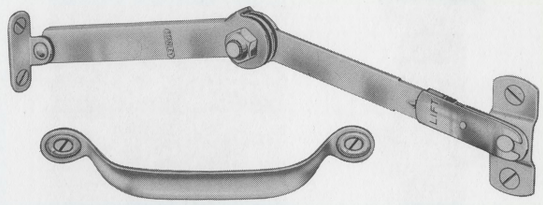

1727 Non-rattling

- A set consists of one pair of adjusters and one pull
- An adjuster is applied to each side of the sash and permits opening to any position
- Adjustable friction unit, of special construction and material, provides positive holding with no danger of deterioration from the weather
- In taking off storm sash, the arm can be quickly disengaged by sliding back the stainless steel clip

Dotted line indicates locked position



Applied sash closed



Applied sash open

Length (inches)		Quantity and Size of Flat Head Wood Screws Per Set	Sets in Box	Sets in Case	Case Weight Average (lbs.)
Adjuster	Pull				
9	4¾ x ⅝	10 – 1 x 7	5	50	27

POLY PACK

CD1727K Visual pack, with screws, steel – Bright zinc plated

Catalog Number	Quantity Per Pack	Packs Per Box	Packs Per Case	Case Weight Average (lbs.)
CD1727K	1 set	5	100	62

For these and other visually packed items see pages 227 to 259

ADJUSTERS

1728 Steel – Bright zinc plated, with screws

- A set consists of one pair of adjusters and one pull
- Adjusters are permanently attached to each side of the window frame
- In taking off storm sash, slide the clip back from the base
- For use on screens in conjunction with storm sash

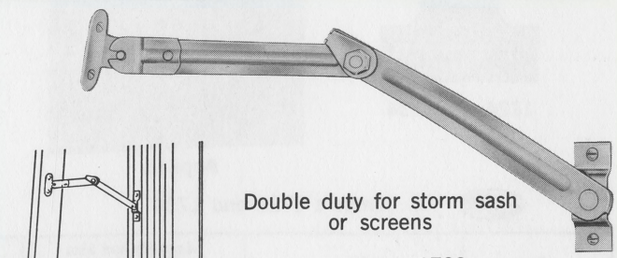

Double duty for storm sash or screens

1728
Non-rattling

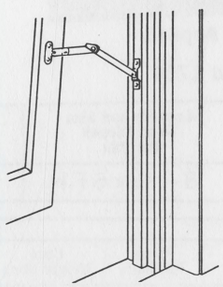

Applied sash open

Length (inches)		Quantity and Size of Round Head Wood Screws	Sets in Box	Sets in Case	Case Weight Average (lbs.)
Adjuster	Pull				
9	4¾ x ⅝	10 – 1 x 7	5	60	30

POLY PACK

BLIND HARDWARE

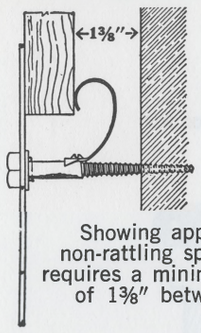

Showing application of non-rattling spring which requires a minimum space of 1⅜" between house and blind

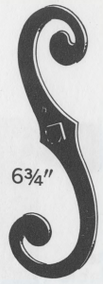





BLIND HOLDBACKS FOR 1⅛" BLINDS

WITHOUT NON-RATTLING SPRING

With lag screw **1685**

With drive pin **1687**

WITH NON-RATTLING SPRING

With lag screw **1685½**

With drive pin **1687½**

Pair in Box	Pair in Case	Case Weight Average (lbs.)			
		1685	1685½	1687	1687½
1	50	33	36	37	40

- Made of wrought steel
- Dead black holdbacks are zinc plated and bonderized before final finish

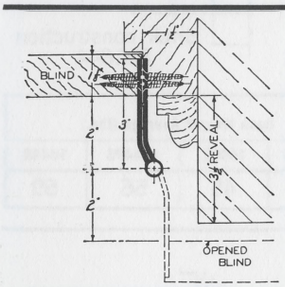

Application of size 6" illustrating amount of throw provided

Parliament type

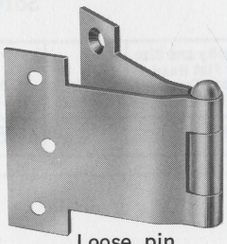

Loose pin
Reversible

OFFSET BLIND HINGES FOR 1⅛" BLINDS OR SHUTTERS SET IN A REVEAL

Steel – Plain, without screws or bright zinc plated, with brass pin, with screws **827**

- Bent leaves provide full opening for hanging screen or storm sash without interfering with the hinges
- For other hinges suitable where a wide throw or clearance is required, see class number F179 on page 82 or class numbers 828 and 830 on page 90

Size, Width Open (inches)	Length of Joint (inches)	Width between Flanges (clearance) (inches)	Offset (inches)	Flange (inches)	Gauge of Metal	Quantity and Size of Flat Head Wood Screws Per Pair	Pair in Box	Pair in Case	Case Weight Average (lbs.)
3	1½	1⅝	21/64	2⅜ x 11/16	.087	12 – ¾ x 8	2	100	37
4	1¾	2 7/16	3/8	2 7/16 x 25/32	.095	12 – ⅞ x 9	2	50	26
5	1¾	3⅜	13/32	2 7/16 x 13/16	.107	12 – ⅞ x 9	2	50	36
5½	1¾	3⅞	7/16	2 7/16 x 13/16	.115	12 – ⅞ x 9	2	50	42
6	2	4	7/16	2⅞ x 1	.115	12 – 1¼ x 10	2	30	32

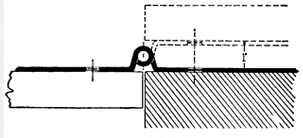

No. 1628RBP
For 1⅜" shutters that set flush with frame
Offset: ½" x ½". Clearance: 1"



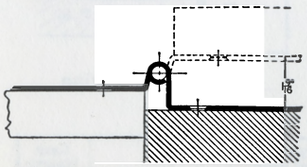

No. 1629RBP
For 1⅜" shutters that set out ½" beyond frame
Offset: 1 1/16" x ½"
Clearance: 1 1/16"

REVERSIBLE HINGES FOR STORM SHUTTERS

Steel – Hot dipped galvanized, solid brass pin, with screws **1628RBP** **1629RBP**



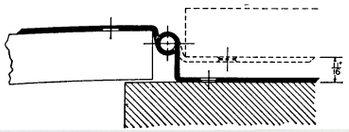

Reversed No. 1629RBP
For 1⅜" shutters that overlay frame
Offset: 1 1/16" x ½". Clearance: 11/16"

- For storm shutters or swinging gates
- Completely reversible, and it's not necessary to specify hand
- Loose knurled pins, packed with hinge, are driven in on job to suit installation requirements

	Size (inches)		Gauge	Quantity and Size of Flat Head Wood Screws Per Pair	Pair in Box	Pair in Case	Case Weight Average (lbs.)
	1628	1629					
Shutter leaf	1 x 7⅜	1 x 7⅜	.125	4 – 1 x 14	5	20	31
Frame leaf	1 x 7⅜	1 x 6⅞	.125	4 – 1¼ x 14	5	20	31

WIRE GOODS

WIRE GOODS

SCREW EYES



Visual pack, steel – Bright zinc plated V8450

- Eyes formed with true circular bends – tightly closed
- Clean die-rolled threads
- Sharp points bite into wood – quickly, easily

Large eye

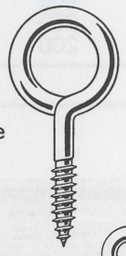

Number	Wire Size	Inside Diameter Eye (inches)	Length Thread (inches)	Length Overall (inches)
V8450-8	8	15/32	23/32	1 5/8
V8450-10	10	13/32	5/8	1 3/8

LARGE EYE

Small eye



Number	Wire Size	Inside Diameter Eye (inches)	Length Thread (inches)	Length Overall (inches)
V8450-210	10	15/64	5/8	1 3/16

SMALL EYE

Small eye (short shank)



Number	Wire Size	Inside Diameter Eye (inches)	Length Thread (inches)	Length Overall (inches)
V8450-212½	12	3/16	5/16	13/16
V8450-214½	14	5/32	1/4	21/32
V8450-216½	16	9/64	3/16	1/2

SMALL EYE – SHORT SHANK

Number	Quantity in Pack	Packs in Box	Packs in Case	Case Weight (lbs.)
V8450-8	8 ea.	20	200	29
V8450-10	8 ea.	20	200	17
V8450-210	10 ea.	20	200	19
V8450-212½	12 ea.	20	200	10
V8450-214½	12 ea.	20	200	6
V8450-216½	12 ea.	20	200	4

For these and other visually packed items see pages 227 to 259

SCREW HOOKS

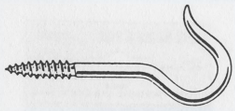



Visual pack, steel – Bright zinc plated V8460

- Clean die-rolled threads
- Sharp points bite into wood

Catalog Number	Wire Size	Length Thread (inches)	Length Overall (inches)	Quantity in Pack	Packs in Box	Packs in Case	Case Weight (lbs.)
V8460-806	6	1 1/8	3 3/8	4 ea.	20	200	35
V8460-808	8	13/16	2 5/16	5 ea.	20	200	25
V8460-810	10	11/16	2 1/16	6 ea.	20	200	17
V8460-812	12	9/16	1 11/16	8 ea.	20	200	11

For these and other visually packed items see pages 227 to 259

WIRE GOODS

SCREW HOOKS

V8465 Visual pack – Bright zinc finish

- Clean die-rolled threads
- Sharp points bite into wood



Square bend



Catalog Number	Wire Size	Length Thread (inches)	Length Overall (inches)	Quantity in Pack	Packs in Box	Packs in Case	Case Weight (lbs.)
V8465-908	8	3/4	2 1/4	5 ea.	20	200	19
V8465-910	10	5/8	1 13/16	6 ea.	20	200	14
V8465-912	12	1/2	1 3/8	8 ea.	20	200	10

For these and other visually packed items see pages 227 to 259

CUP HOOKS

V8481 Visual pack – Solid brass

- True circular bends
- Clean die-rolled threads
- Sharp points bite into wood quickly, easily





Number and Size	Quantity in Pack	Packs in Box	Packs in Case	Case Weight (lbs.)
V8481–1/2"	6 ea.	20	200	4
V8481–5/8"	6 ea.	20	200	6
V8481–3/4"	5 ea.	20	200	6
V8481–7/8"	4 ea.	20	200	7
V8481–1"	4 ea.	20	200	9
V8481–1 1/4"	2 ea.	20	200	7
V8481–1 1/2"	2 ea.	20	200	10

For these and other visually packed items see pages 227 to 259

SHOULDER HOOKS

V8412 Visual pack – Solid brass

- Clean die-rolled threads
- Sharp points bite into wood quickly, easily
- Collars tightly fitted to straight, smooth shanks





Catalog Number	Quantity in Pack	Packs in Box	Packs in Case	Case Weight (lbs.)
V8412–1/2"	5 ea.	20	200	4
V8412–5/8"	5 ea.	20	200	4
V8412–3/4"	5 ea.	20	200	5
V8412–1"	3 ea.	20	200	6
V8412–1 1/2"	2 ea.	20	200	8

For these and other visually packed items see pages 227 to 259

HOOKS AND EYES

V8440 Visual pack – Bright zinc finish

- Hooks and eyes precisely matched
- Eyes formed with true circular bends – tightly closed
- Clean die-rolled threads
- Sharp points bite into wood quickly, easily
- Straight, smooth shanks

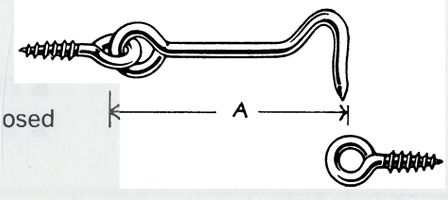



Number and Length (A)	Wire Size Hook	Wire Size Screw Eye	Number Screw Eye	Quantity in Pack	Packs in Box	Packs in Case	Case Weight (lbs.)
V8440–1 1/2"	10	10	210	3 ea.	20	200	16
V8440–2"	9	10	210	3 ea.	20	200	21
V8440–2 1/2"	8	10	210	2 ea.	20	200	19

For these and other visually packed items see pages 227 to 259

WIRE GOODS

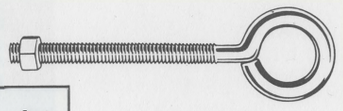

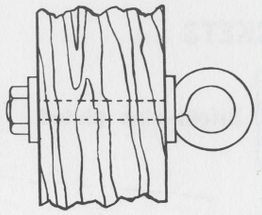

EYE BOLTS

Steel – Bright zinc finish **8413**

- Straight shank of solid steel
- Clean die-rolled threads
- Eyes formed with true circular bends for greater strength
- Precise locking of thread and nut

Size Wire Diam.	Size Length Overall	Shank Length (inches)	Thread Length (inches)	Inside Diameter Eye (inches)	Pieces in Box	Pieces in Case	Case Weight (lbs.)
3/16"	x 2 1/2"	1 5/8	1 1/2	1/2	20	200	5
1/4"	x 2 5/8"	1 7/8	1 1/2	5/16	20	200	10
1/4"	x 3"	2 1/4	2	5/16	20	200	11
1/4"	x 4"	3	2	5/16	20	200	13
5/16"	x 3 1/4"	2 1/4	1 7/8	3/4	20	200	21
5/16"	x 4"	2 5/8	2	3/4	20	200	23
3/8"	x 4"	2 1/2	2	1	10	100	18
3/8"	x 6"	4 1/4	3 3/4	1	10	100	23
3/8"	x 8"	6 1/4	3 3/4	1	10	100	29

TURNBUCKLES

Bright zinc finish **8416**

Eye with eye



- Turnbuckle with eyes at both ends
- Strong die cast body with bright zinc plated eyes
- Ideally suited for permanent installations

Number and Size Thread	Length Closed	Length Open	Pieces in Box	Pieces in Case	Case Weight (lbs.)
8416K – 5/32"	x 3 1/2"	4 3/4"	10	200	10
3/16"	x 3 7/8"	5 1/2"	10	200	17
7/32"	x 4 3/8"	6 3/8"	10	200	23
1/4"	x 5 1/4"	7 5/8"	10	200	36
5/16"	x 6 1/2"	9 3/8"	5	100	30
3/8"	x 7 3/4"	10 3/4"	5	100	45
8417K – 5/32"	x 3 1/2"	4 3/4"	10	200	10
3/16"	x 3 7/8"	5 1/2"	10	200	17
7/32"	x 4 3/8"	6 3/8"	10	200	23
1/4"	x 5 1/4"	7 5/8"	10	200	35
5/16"	x 6 1/2"	9 3/8"	5	100	30
3/8"	x 7 3/4"	10 3/4"	5	100	43

Bright zinc finish **8417**

Eye with hook

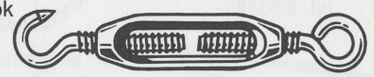

- Turnbuckle with eye on one end and hook on other end
- Sturdy die cast body with hook and eye bright zinc plated

WOOD SCREWS

Steel – Bright zinc plated **8405**

Steel – Bright zinc plated **8406**

Steel – Bright zinc plated **8407**

Solid brass – Plain **8408**

In re-usable packages. 30 sizes. Zinc plated steel and solid brass wood screws





8406K – Pan head steel screws, bright zinc plated

Size	Quantity Per Pack	Packs Per Box	Packs Per Case	Case Wt.
1/2" x 6	24	10	200	16
3/4" x 6	24	10	200	19
1" x 6	20	10	200	19
3/4" x 8	20	10	200	23
1" x 8	18	10	200	25
1 1/4" x 8	14	10	200	23
1" x10	14	10	200	26
1 1/4" x10	12	10	200	25

8405K – Flat head steel wood screws, bright zinc plated

Size	Quantity Per Pack	Packs Per Box	Packs Per Case	Case Wt.
1/2" x 4	34	10	200	13
1/2" x 6	32	10	200	16
3/4" x 6	30	10	200	20
1" x 6	24	10	200	21
3/4" x 8	24	10	200	22
1" x 8	22	10	200	27
1 1/4" x 8	18	10	200	25
1 1/2" x 8	16	10	200	25
3/4" x10	22	10	200	25
1" x10	20	10	200	31
1 1/4" x10	16	10	200	29
1 1/2" x10	14	10	200	29

8407K – Round head steel wood screws, bright zinc plated

Size	Quantity Per Pack	Packs Per Box	Packs Per Case	Case Wt.
5/8" x 6	24	10	200	17
1" x 6	20	10	200	18
3/4" x 8	20	10	200	22
1" x 8	20	10	200	25
1" x10	18	10	200	31
1 1/4" x10	14	10	200	28



NEW RE-USABLE PACKAGE

Hangs on regular 1/8" pegboard hooks. Screw types, sizes and quantities immediately visible at all times

8408 – Flat head solid brass wood screws

Size	Quantity Per Pack	Packs Per Box	Packs Per Case	Case Wt.
3/4" x 6	12	10	200	12
1" x 6	10	10	200	12
3/4" x 8	10	10	200	13
1" x 8	8	10	200	13

WIRE GOODS

*GIANT HANGERS AND BRACKETS

V8500 BAG ASSORTMENT
8501 8503 8505 8507
8502 8504 8506 8508
} **Bright zinc plated**

- Clip over 1" x 4" board
- Holds garden equipment, ladders, etc.
- Six basic shapes, plus 2 sizes of shelf brackets
- Sturdy, hexagonal-shaped wire hooks





3" single hook straight end no. 8501K



2" single hook curved end no. 8502K

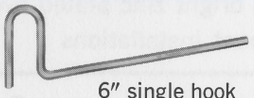

6" single hook straight end no. 8503K



4" single hook curved end no. 8504K



6" double hook straight end, tilted toe no. 8506K



4½" double hook curved end no. 8505K

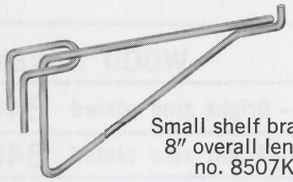

Small shelf bracket 8" overall length no. 8507K

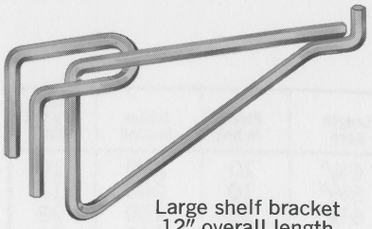

Large shelf bracket 12" overall length no. 8508K



V8500 bag assortment contains:
3 each 8501K – 3"
3 each 8502K – 2"
2 each 8503K – 6"
2 each 8504K – 4"

Catalog Number	Quantity Per Box	Quantity Per Case	Case Weight (lbs.)
8501K	20	200	19
8502K	20	200	18
8503K	20	200	26
8504K	20	200	26
8505K	10	100	27
8506K	10	100	27
8507K	10	100	32
8508K	10	100	42
V8500	5 (pks.)	50 (pks.)	53

*Pat. pending

STEEL BOLTS AND NUTS

8420K
8421K
} **Bright zinc plated**

- Flat head and round head steel bolts with square nuts in re-usable packages
- Bright zinc plated. Selection of 20 sizes

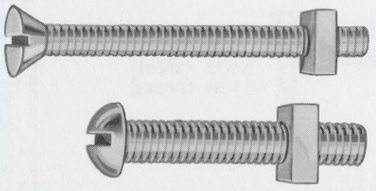

8420K – Flat head steel bolts and nuts, bright zinc plated

Size	Quantity Per Pack	Packs Per Box	Packs Per Case	Case Wt. (lbs.)
3/16" x 1/2"	18	10	200	33
3/16" x 3/4"	16	10	200	35
3/16" x1"	14	10	200	35
3/16" x1 1/2"	12	10	200	38
3/16" x2"	8	10	200	32
1/4" x 1/2"	10	10	200	36
1/4" x 3/4"	10	10	200	40
1/4" x1"	8	10	200	38
1/4" x1 1/2"	8	10	200	45
1/4" x2"	6	10	200	41

8421K – Round head steel bolts and nuts, bright zinc plated

Size	Quantity Per Pack	Packs Per Box	Packs Per Case	Case Wt. (lbs.)
3/16" x 1/2"	18	10	200	35
3/16" x 3/4"	16	10	200	36
3/16" x1"	14	10	200	37
3/16" x1 1/2"	12	10	200	39
3/16" x2"	8	10	200	32
1/4" x 1/2"	10	10	200	38
1/4" x 3/4"	10	10	200	43
1/4" x1"	8	10	200	39
1/4" x1 1/2"	8	10	200	48
1/4" x2"	6	10	200	42¾



NEW RE-USABLE PACKAGE
Hangs on regular 1/8" pegboard hooks. Bolt types, sizes and quantities immediately visible at all times

BRACES, BRACKETS,
GENERAL HARDWARE

SHELF BRACKETS — SUPPORTS

SUPPORT STRIP* WITH CONCEALED SLOTS

Steel — Satin brass finish or zinc plated, with screws **SC793**

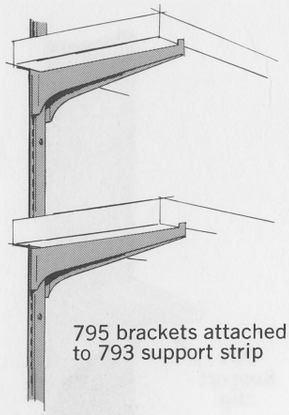

795 brackets attached to 793 support strip



Front view



View showing concealed slots

*U. S. Pat. Number 3,136,520. Others pending

- Streamlined, decorator shelf support strips with concealed slots
- One inch spacing of slots permits placing shelves at right height
- Cross slot, special ornamental hardened screw

Size, Length (inches)	Quantity and Size of Screws Per Piece	Pieces in Box	Pieces in Case	Case Weight Average (lbs.)
24	3 – 2 x 6 OH	10	100	45
36	4 – 2 x 6 OH	10	100	66
48	5 – 2 x 6 OH	10	50	45
72	7 – 2 x 6 OH	10	50	67

Catalog Number	Quantity in Pack	Packs in Box	Packs in Case	Case Weight (lbs.)
V793F–24″	1 ea.	5	100	43

Visual pack, with screws, steel — Satin brass finish **V793F**

For these and other visually packed items see pages 227 to 259

SHELF BRACKETS*

Steel — Satin brass or zinc plated **795**

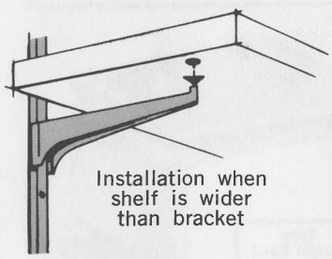

Installation when shelf is wider than bracket

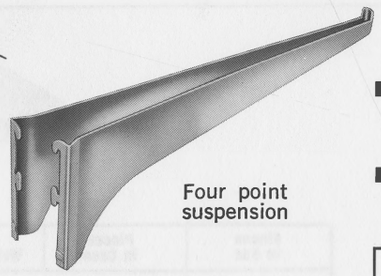

Four point suspension

*U. S. Pat. Number 3,136,520. Others pending

- Double arm decorator shelf brackets provide broad shelf supporting surface for maximum load carrying ability
- Four point bracket suspension locks securely in slots of supporting strips and provides added strength and stability
- Sizes of brackets accommodate finished board widths. Bracket has a ¼″ radius tip that can be recessed on the underside of wider shelves

Size (inches)	Accommodates Finished Board Widths	Pieces in Box	Pieces in Case	Case Weight Average (lbs.)
6	5⅝″	10	100	19
8	7⅝″	10	100	29
10	9⅝″	10	100	38

Catalog Number	Quantity in Pack	Packs in Box	Packs in Case	Case Weight (lbs.)
CD795F– 6″	2 ea.	5	100	40
CD795F– 8″	2 ea.	5	100	60
CD795F–10″	2 ea.	5	100	80

Visual pack, steel — Satin brass finish **CD795F**

For these and other visually packed items see pages 227 to 259

SHELF SUPPORT CLIP**

Steel — Satin brass or zinc plated **792**



- Clip supports shelves at their ends
- Used in place of brackets in window openings, bookcases and other such areas

Pieces in Box	Pieces in Case	Case Weight (lbs.)
50	500	11

**Patent pending

Catalog Number	Quantity in Pack	Packs in Box	Packs in Case	Case Weight (lbs.)
V792F	8 ea.	5	100	20

Visual pack, steel — Satin brass finish **V792F**

For these and other visually packed items see pages 227 to 259

STANLEY

SHELF STANDARDS AND CLIPS

SHELF STANDARDS*

798 **Steel – Plated finishes or dead black, with drive-screw nails**

- Slim trim design for flush or surface mounting
- High load bearing capacity
- Small, neat slots give ½" adjustment
- Holes for fast staple-gun installation

Size, Length (inches)	Width (inches)	Depth (inches)	Quantity and Size of Flat Head Drive Screws Per Piece	Pieces in Case	Case Weight Average (lbs.)
36	5/8	3/16	6–5/8"x.095	50	13
48	5/8	3/16	8–5/8"x.095	50	16
72	5/8	3/16	12–5/8"x.095	50	26
96	5/8	3/16	16–5/8"x.095	50	34
120	5/8	3/16	20–5/8"x.095	50	43
144	5/8	3/16	24–5/8"x.095	50	52

Finishes described on page 35

*Patent pending



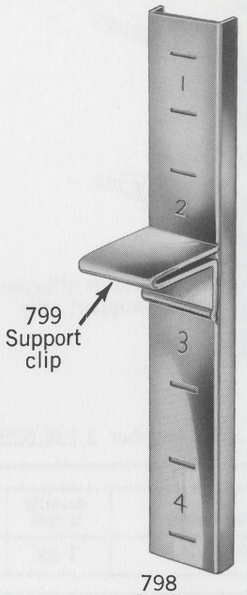

SHELF SUPPORT CLIP*

799N **Steel – Bright nickel plated**

- Clips support shelves at their ends
- Positive locking SNAP-IN clips
- Used with no. 798 shelf standards

*Patent pending



Pieces in Box	Pieces in Case	Case Weight (lbs.)
100	2,000	25

STAPLE GUN

787 x 788

- Special guide permits fast, accurate installation of no. 798 shelf standards
- Packed one in a box. Weight 2 lbs.



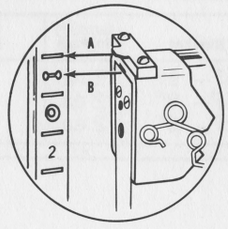

STAPLES

789 **Tinned**

- For use with staple gun 787 x 788 to attach shelf standards no. 798
- 5,000 staples in a box. Weight 1½ lbs.

SHELF BRACKETS



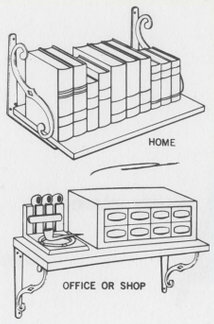

REVERSIBLE SHELF BRACKETS*

Wrought steel – Textured black lacquer finish (J2) or goldtone lacquer finish (FL) **791**

- Can be used above or below the shelf
- Either arm of bracket can be attached to wall
- Brackets act as bookends when installed above shelf
- Sizes designed for use with standard lumber widths

*Pat. pending

Size (inches)	Quantity and Size of Round Head Wood Screws Per Pack
3½x 4½	6–½" x No. 8 and 6–1" x No. 8
5½x 7½	6–½" x No. 10 and 6–1¼" x No. 10
9½x11¼	6–½" x No. 10 and 6–1¼" x No. 10

Size (inches)	Quantity in Pack	Packs in Box	Packs in Case	Case Weight (lbs.)
3½x 4½	1 pair	5	25	9½
5½x 7½	1 pair	5	25	24
9½x11¼	1 pair	. .	5	11

Visual pack, with screws, steel – Textured black or brass lacquer **V791**

For these and other visually packed items see pages 227 to 259



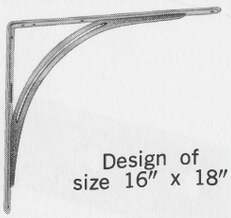

Design of size 16" x 18"

RIGID SHELF BRACKETS

Steel – Gray enamel, without screws **796BG**

- The first measurement is the shelf size

Size (inches)	Quantity and Size of Flat Head Wood Screws Per Pair		Pair in Box	Pair in Case	Case Weight Average (lbs.)
	Shelf Plate	Wall Plate			
3 x 4	6 – ¾ x 6	6 – ¾ x 6	10	60	12
4 x 5	6 – ¾ x 6	6 – 1¼ x 6	10	60	16
5 x 6	6 – ¾ x 6	6 – 1¼ x 6	5	60	23
6 x 8	6 – ¾ x 6	6 – 1¼ x 6	5	50	27
8 x 10	6 – ¾ x 7	6 – 1¼ x 7	5	50	45
10 x 12	6 – ¾ x 7	6 – 1¼ x 7	5	30	32
12 x 14	6 – ¾ x 8	6 – 1¼ x 8	5	20	31
16 x 18	4 – 1 x 10	6 – 1¼ x 10	. .	1	4

Size (inches)	Quantity in Pack	Packs in Box	Packs in Case	Case Weight (lbs.)
3 x 4	1 pr.	2	100	26
4 x 5	1 pr.	2	100	34
5 x 6	1 pr.	5	100	44
6 x 8	1 pr.	5	50	31
8 x 10	1 pr.	5	50	52
10 x 12	1 pr.	5	50	62
12 x 14	1 pr.	2	20	41

Visual pack, with screws, steel – Gray enamel **V796BG**

For these and other visually packed items see pages 227 to 259

GENERAL HARDWARE

FOLDING SHELF BRACKETS

794BG **Steel – Gray enamel, without screws**

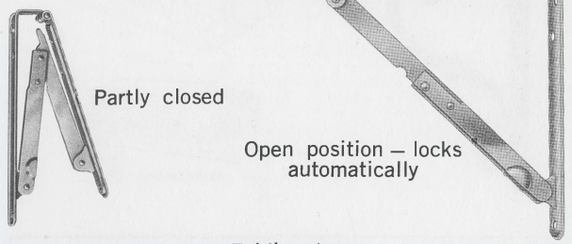

Folding type

Dimension (inches)				Quantity and Size of Flat Head Wood Screws Per Pair		Pair in Box	Pair in Case	Case Weight Average (lbs.)
Size (inches)	Distance from Center Line of Hinge Pin to Back of Vertical Leg	Distance from Face of Wall to Face of Bracket When Closed	Width of Bracket Legs	Shelf Plate	Wall Plate			
8 x 8	1¼	1½	1	6 – ¾ x 7	6 – 1¼ x 7	1	10	12
12 x 12	1½	1¾	1⅛	6 – ¾ x 8	6 – 1¼ x 8	1	10	24
16 x 16	1¾	2	1⅛	6 – ¾ x 9	6 – 1¼ x 9	1	5	19

V794BG **Visual pack, with screws, steel – Gray enamel**

For these and other visually packed items see pages 227 to 259

Catalog Number	Quantity in Pack	Packs in Box	Packs in Case	Case Weight (lbs.)
V794BG–12″x12″	1 ea.	2	20	25

CORNER BRACES

997 **Steel – Plain or bright zinc plated, without screws**



■ Screw holes are staggered in 5″ and larger

Size, Length of Sides (inches)	Width (inches)	Gauge of Metal	Quantity and Size of Flat Head Wood Screws Per Piece	Pieces in Box	Pieces in Case	Case Weight Average (lbs.)
1	½	.072	2 – ¾ x 6	25	1000	20
1½	½	.095	4 – ¾ x 6	25	1000	37
2	⅝	.072	4 – ¾ x 6	25	500	35
2½	⅝	.095	4 – ¾ x 6	25	500	49
3	¾	.109	4 – ¾ x 8	25	250	41
3½	¾	.125	4 – ¾ x 8	25	200	43
4	⅞	.134	4 – ¾ x 10	10	100	31
5	1	.180	6 – 1¼ x 10	10	100	51
6	1⅛	.180	6 – 1¼ x 12	10	60	40
8	1⅛	.220	6 – 1¼ x 12	5	50	60

CD997K **Visual pack, with screws, steel – Bright zinc plated**

For these and other visually packed items see pages 227 to 259

Catalog Number	Quantity in Pack	Packs in Box	Packs in Case	Case Weight (lbs.)
CD997K–1½″	2 ea.	5	100	13
CD997K–2″	2 ea.	5	100	21
CD997K–2½″	2 ea.	5	100	30
CD997K–3″	2 ea.	5	100	44

FLAT CORNER IRONS

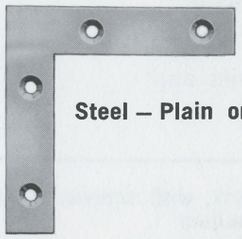

Steel – Plain or bright zinc plated, without screws **999**

Size Length of Sides (inches)	Size Width (inches)	Gauge of Metal	Quantity and Size of Flat Head Wood Screws Per Piece	Pieces in Box	Pieces in Case	Case Weight Average (lbs.)
1½	⅜	.071	4–⅝x5	25	1000	18
2	⅜	.071	4–⅝x5	25	1000	26
2½	½	.071	4–¾x6	25	1000	46
3	½	.071	4–¾x6	25	500	27
3	⅝	.077	4–¾x7	25	500	34
3½	⅝	.077	4–¾x8	25	500	39
4	⅝	.077	4–¾x8	25	500	45
4	¾	.077	4–¾x8	25	500	54
5	⅞	.077	4–¾x8	25	200	33
6	1	.083	6–¾x9	25	200	50
8	1½	.095	8–¾x9	10	60	36

Catalog Number	Quantity in Pack	Packs in Box	Packs in Case	Case Weight (lbs.)
CD999K–⅜"x2"	2 ea.	5	100	9
CD999K–½"x2½"	2 ea.	5	100	14
CD999K–½"x3"	2 ea.	5	100	16
CD999K–⅝"x4"	2 ea.	5	100	28

Visual pack, with screws, steel – Bright zinc plated **CD999K**

For these and other visually packed items see pages 227 to 259

MENDING PLATES



Steel – Plain or bright zinc plated, without screws **995**

Size, Length (inches)	Width (inches)	Gauge of Metal	Quantity and Size of Flat Head Wood Screws Per Piece	Pieces in Box	Pieces in Case	Case Weight Average (lbs.)
2	⅝	.062	2 – ¾ x 6	25	1000	21
2½	⅝	.083	2 – ¾ x 7	25	1000	35
3	¾	.078	4 – ¾ x 6	25	500	29
4	⅞	.104	4 – ¾ x 8	25	500	47
5	1	.109	4 – ¾ x 8	25	200	28
6	1⅛	.109	4 – ¾ x 9	25	200	42
8	1¼	.125	4 – 1¼ x 10	10	100	35

Catalog Number	Quantity in Pack	Packs in Box	Packs in Case	Case Weight (lbs.)
CD995K–2"	2 ea.	5	100	7
CD995K–4"	2 ea.	5	100	27

Visual pack, with screws, steel – Bright zinc plated **CD995K**

For these and other visually packed items see pages 227 to 259

T-PLATES



Steel – Plain or bright zinc plated, without screws **995½**

Size (inches)	Width (inches)	Gauge of Metal	Quantity and Size of Flat Head Wood Screws Per Piece	Pieces in Box	Pieces in Case	Case Weight Average (lbs.)
2½ x 2½	½	.078	5 – ¾ x 7	25	1000	49
3 x 3	⅝	.083	5 – ¾ x 8	25	600	42
4 x 4	¾	.083	5 – ¾ x 8	25	400	47
5 x 5	1	.083	5 – ¾ x 9	25	200	42

Catalog Number	Quantity in Pack	Packs in Box	Packs in Case	Case Weight (lbs.)
CD995½K–3"x3"	2 ea.	5	100	22

Visual pack, with screws, steel – Bright zinc plated **CD995½K**

For these and other visually packed items see pages 227 to 259

GENERAL HARDWARE

CORNER IRON BRACES

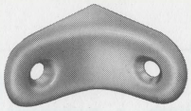

996½ Steel – Copper finish, without screws

■ For bracing tables, chairs and church pews

Size (inches)	Width (inches)	Gauge of Metal	Quantity and Size of Flat Head Wood Screws Per Piece	Pieces in Box	Pieces in Case	Case Weight Average (lbs.)
1 x 1	¾	.037	2–1 x 8	25	500	16
2 x 2	¾	.050	2–1 x 9	25	500	32

CD996½BL Visual pack, with screws, steel – Brown lacquer

For these and other visually packed items see pages 227 to 259

Catalog Number	Quantity in Pack	Packs in Box	Packs in Case	Case Weight (lbs.)
CD996½BL–1″x1″	4 ea.	5	100	22

BURRS



991 Steel – Plain (PS) finish

■ Made of wrought steel from clean stock, true as to size and weight. Packages contain no scrap

For Rivet Size	Outside Diameter (inches)	Size of Hole	Thickness Birmingham Gauge	Approximate Number to the Pound	Pounds in Box	Pounds (boxes) in Case	Case Weight Average (lbs.)
¼	9/16	.257	18	368	1	50	53
No. 6	½	.215	18	450	1	50	53
3/16	½	.197	18	436	1	50	53
No. 8	½	.172	18	420	1	50	53

Specify class number and rivet size Order in full box or case quantities only

WASHERS



994 Steel – Plain (PS)

■ Made of wrought steel from clean stock, true as to size and weight ■ Packages contain no scrap

U. S. Standard Sizes					Approximate Number in 100 Pounds
For Bolt Size (inches)	Outside Diameter (inches)	Size of Hole (inches)	Thickness Birmingham Gauge	Thickness Inches	
3/16	9/16	¼	18	3/64	36,200
¼	¾	5/16	16	1/16	14,900
5/16	⅞	3/8	14	5/64	9,000
3/8	1	7/16	14	5/64	6,700
7/16	1¼	½	14	5/64	4,100
½	1⅜	9/16	12	7/64	2,600
5/8	1¾	11/16	10	⅛	1,300
¾	2	13/16	9	5/32	910
⅞	2¼	15/16	8	11/64	650
1	2½	1 1/16	8	11/64	530

Regular packing, bulk in 200 pound cartons – shipping weight 205 lbs.
Special order in 5 pound boxes, ten boxes (50 lbs.) in corrugated container – shipping weight 53 lbs.
Specify class number, bolt size and packing desired

V994K Visual pack, steel – Zinc plated

For these and other visually packed items see pages 227 to 259

Catalog Number	Quantity in Pack	Packs in Box	Packs in Case	Case Weight (lbs.)
V994K–3/16″	25 ea.	20	500	40
V994K–¼″	20 ea.	10	400	55
V994K–5/16″	15 ea.	10	200	36
V994K–⅜″	10 ea.	10	200	35
V994K–½″	5 ea.	10	250	49
V994K–Assorted	18 ea.	10	250	53

WROUGHT STEEL CORRUGATED FASTENERS



Saw edge divergent corrugations

Steel – Plain, 100 pieces per box	711
Steel – Plain, 500 pieces per box	713
Steel – Plain, 10 lbs. bulk per case	716
Steel – Plain, 100 lbs. bulk per case	719
Steel – Plain visual pack, 20 pieces per pack (in sizes 06-05, 08-05, 10-05) see page 233	702

711, 713 – Order by pieces

Suffix Number	Size	Packing 711 (PS)	Packing 713 (PS)*	Case Weight Average (lbs.) 711	713
04-04	¼″x4	100 pieces in box: 10 boxes in carton: 10 cartons in case (10,000 pieces)	500 pieces in box: 20 boxes in case (10,000 pieces)	17	. .
04-05	¼″x5			21	. .
06-04	⅜″x4			25	. .
06-05*	⅜″x5*			29	27
06-06	⅜″x6			36	. .
08-04	½″x4			32	. .
08-05*	½″x5*			39	36
08-06	½″x6			47	. .
10-04	⅝″x4			40	. .
10-05*	⅝″x5*			49	42
10-06	⅝″x6			56	. .
12-05	¾″x5			53	. .

*713 (PS) furnished in these sizes

716, 719 – Order by pounds

Suffix Number	Size	Pieces Per Pound (Approx.)	Packing 716 (PS)	Packing 719 (PS)
06-05	⅜″x5	464	10 lbs. bulk in case	100 lbs. bulk in case
08-05	½″x5	313		
10-05	⅝″x5	233		

Order in full box or case quantities only

To order specify class number and suffix number

Example: for plain steel saw edge divergent fasteners packed 100 pieces per box, size ⅜″ x 5 – order number 711-06-05

- Used for making strong, tight joints in box shooks, cabinet work, screen doors, window screens, broken furniture, built-up work, columns, and in all kinds of repair work in wood
- Divergent corrugations are set at an angle to draw together the two parts that are being fastened, thus providing a tight fit
- Made from Stanley steel of special analysis and temper – carefully controlled for uniform quality
- Continuous cutting edges. Bottom and sides of throats and points are razor sharp
- Class number indicates style of fastener, finish and packing. Suffix number indicates size and number of corrugations

GATE LATCHES

Steel – Bright zinc plated, with screws { 1261, 1261½

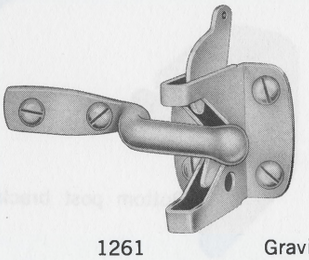

1261

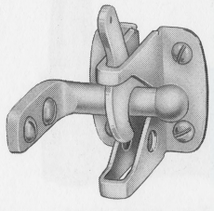

Gravity type 1261½

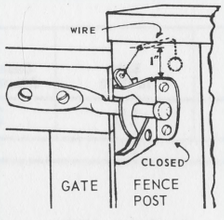

1261 applied

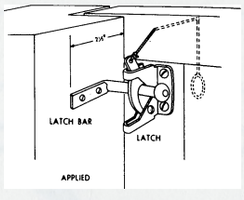

1261½ applied

- For latching single acting gates, cellar doors and animal coops
- Self-latching; released by simply raising trip. 1261 strike on post for outswinging gates, on gate for inswinging gates
- 1261½ for outswinging gates
- Gate and post must be flush
- Made of extra heavy wrought steel
- Padlock eye provided for security
- Hole is provided in the trip for cord or wire release when required

Base (inches)	Length of Latch Bar (1261) (inches)	Projection (inches)	Gauge of Metal	Quantity and Size of Round Head Wood Screws Per Piece: Base	Quantity and Size of Round Head Wood Screws Per Piece: Latch Bar	Pieces in Box	Pieces in Case	Case Weight Average (lbs.): 1261	Case Weight Average (lbs.): 1261½
1¾ x 2	4½	2	.125	4–1 x 8	2–1¼ x 10	10	100	42	37

POLY PACK On number 1261

Catalog Number	Quantity in Pack	Packs in Box	Packs in Case	Case Weight (lbs.)
V1261K	1 ea.	5	100	45

Visual pack, with screws, steel – Bright zinc plated V1261K

For these and other visually packed items see pages 227 to 259

GENERAL HARDWARE

GATE LATCHES

1267 Steel – Bright zinc plated, with screws

- For latching gates swinging in, out or both ways
- Mounted on top of gate
- Made of extra heavy wrought steel with brass spring and brass rivet
- Furnished with both strikes

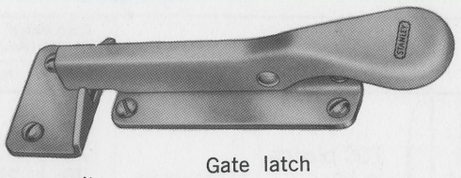



POLY PACK

Length, Overall (inches)	Length of Base (inches)	Width of Base (inches)	Gauge of Metal	Quantity and Size of Round Head Wood Screws Per Piece	Pieces in Box	Pieces in Case	Case Weight Average (lbs.)
6	3¾	1⅞	.125	6 – 1¼ x 10	5	50	40

CD1267K Visual pack, with screws, steel – Bright zinc plated

Catalog Number	Quantity in Pack	Packs in Box	Packs in Case	Case Weight (lbs.)
CD1267K	1 ea.	5	50	45

For these and other visually packed items see pages 227 to 259

GATE HINGE

1637 Steel – Bright zinc plated, with screws

- For heavy gates in residential fences, etc., swinging in, out or both ways
- Closes gates automatically by gravity action
- Gates may be taken down without removing the hinges
- Made of extra heavy wrought steel
- Minimum post dimension 3½"; minimum and maximum gate dimension 2¾"; spacing between gate and post 3"
- A set of 1637 hinges consists of four parts: top post pivot, top gate bracket, bottom post bracket and bottom gate pivot

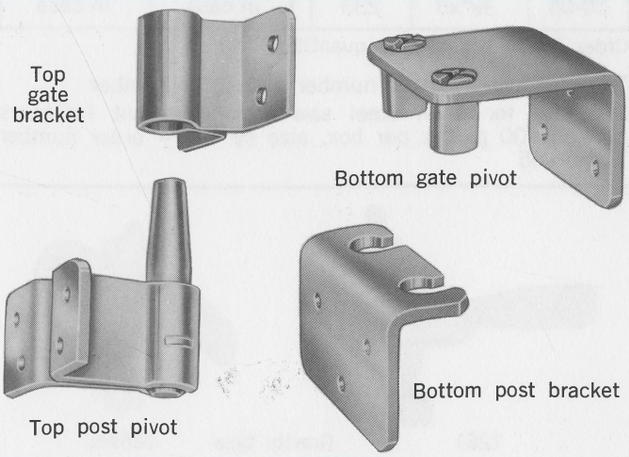

Quantity and Size of Round Head Wood Screws Per Set	Sets in Box	Sets in Case	Case Weight Average (lbs.)
14 – 1½ x 12	1	10	25

UTILITY HOOKS

4109 Wrought steel – Bright zinc plated

- Heavy duty hook for use with clotheslines, storing heavy equipment, etc.

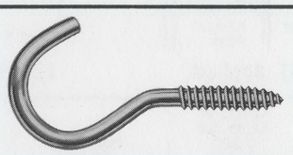

Wire Size (inches)	Length Thread (inches)	Length Overall (inches)
¼	1½	4¼

CD4109K Visual pack, steel – Bright zinc plated

Catalog Number	Quantity Per Pack	Packs Per Box	Packs Per Case	Case Weight (lbs.)
CD4109K	2 ea.	5	100	28

For these and other visually packed items see pages 227 to 259

CLOTHESLINE HARDWARE

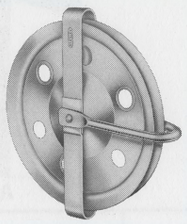

Pulley

Wheel Diameter (inches)	Pieces in Case	Case Weight Average (lbs.)
7	10	14

PULLEY

Steel – Bright zinc plated **4100**

- Deep groove prevents the line from jumping wheel
- A specially designed bushing and stainless steel axle insures easy, noiseless turning, long wear
- A deluxe item for long trouble-free service



Pulley

Wheel Diameter (inches)	Pieces in Box	Pieces in Case	Case Weight Average (lbs.)
5	5	50	30

PULLEY

Steel – Bright zinc plated **4106**

- Brass bushing and stainless steel axle insure easy turning and long wear. Outstanding value
- With pressure sensitive label for visual display



Pulley

Wheel Diameter (inches)	Pieces in Box	Pieces in Case	Case Weight Average (lbs.)
5	5	50	18

PULLEY

Steel bail – Bright zinc plated with plastic wheel **4111**

- Strong weatherproof poly-propolene wheel, stainless steel axle and zinc coated bail provides long wear
- Deep groove prevents line from jumping wheel
- With pressure sensitive label for visual display

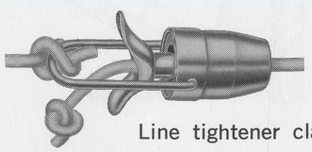

Line tightener clamp

Length (inches)	Pieces in Box	Pieces in Case	Case Weight Average (lbs.)
3⅜	10	100	17

LINE TIGHTENER CLAMP

Non-ferrous metals – Sprayed brass finish **7070**

- For tightening clotheslines, tennis nets or tent lines. Accommodates standard No. 8 or No. 10 line
- The line cannot slip through until the flared grip of the plunger is pulled out
- All parts made of non-ferrous metals

Catalog Number	Quantity in Pack	Packs in Box	Packs in Case	Case Weight (lbs.)
CD7070	1 ea.	5	100	23

Visual pack – Sprayed brass finish **CD7070**

For these and other visually packed items see pages 227 to 259

GENERAL HARDWARE

DOUBLE ACTING HINGE

875 Steel – Bright brass plated, with screws



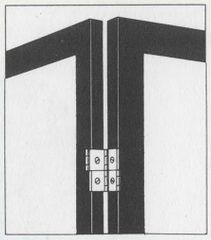

Applied

- For folding screens. Made of wrought steel

Size, for Wood Thickness (inches)	Length of Joint (inches)	Gauge of Metal	Quantity and Size of Flat Head Wood Screws Per Pair	Pair in Box	Pair in Case	Case Weight Average (lbs.)
¾	1¾	.042	8 – ⅝ x 6	10	300	46
1	1⅞	.045	8 – ⅝ x 6	10	300	62
1⅛	1¾	.052	8 – ⅝ x 5	10	150	34
1¼	2	.058	8 – ⅝ x 6	10	150	47

POLY PACK On all sizes

CD875F Visual pack, with screws, steel – Satin brass plated

Catalog Number	Quantity in Pack	Packs in Box	Packs in Case	Case Weight (lbs.)
CD875F–¾"	1 pr.	5	100	18

For these and other visually packed items see pages 227 to 259

"SURE-GRIP" HOLDER

205 Steel – Brown baked lacquer or satin bronze finish, with screws



POLY PACK

- A thousand uses: for hats, papers, charts, towels, mittens, instruction sheets, work orders, bulletin boards in residences, hospitals, shops, offices
- Wrought steel with a rubber gripping surface

Size (inches)	Quantity and Size of Oval Head Wood Screws Per Piece	Pieces in Box	Pieces in Case	Case Weight Average (lbs.)
2⁹⁄₁₆ x 1³⁄₁₆	2 – ⅝ x 4	10	100	9

CD205K Visual pack, with screws, steel – Bright zinc plated

Catalog Number	Quantity in Pack	Packs in Box	Packs in Case	Case Weight(lbs.)
CD205K	1 ea.	5	100	12

For these and other visually packed items see pages 227 to 259

DROP LEAF SUPPORTS

1956 Steel – Brown lacquer finish, with screws

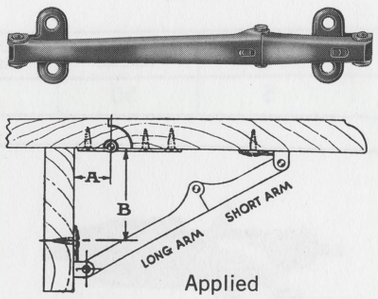

Applied

- A versatile item with many uses. Ideal for drop leafs on tables or folding shelves in laundry, family room or kitchen
- When correctly applied, support cannot "jackknife" accidentally because leaf is held securely in place by spring tension. Spring also holds leaf in dropped position
- Can be used with regular hinges or special drop leaf hinges No. 810 as illustrated. Refer to page 119

Size (inches)	Quantity and Size of Oval Head Wood Screws Per Pair	Pair in Box	Pair in Case	Case Weight Average (lbs.)
6	8 – ¾ x 8	1	50	26
8	8 – ¾ x 8	1	50	30
10	8 – ¾ x 8	1	50	37

Dimension A (inches)	Dimension B (inches)		
	6" Size	8" Size	10" Size
1½	2⅛	2⅛	3¹¹⁄₁₆
2	1¾	1¾	3¼
2½	1⅜	1⅜	2¹³⁄₁₆

CD1956BL Visual pack, with screws, steel – Brown lacquer finish

Catalog Number	Quantity in Pack	Packs in Box	Packs in Case	Case Weight (lbs.)
CD1956BL–10"	1 ea.	5	100	43

For these and other visually packed items see pages 227 to 259

LID SUPPORTS



Steel – Bright brass plated, with screws **430**

- Made of wrought steel
- Reversible

Size, Length (inches)	Quantity and Size of Wood Screws Per Pair		Pair in Box	Pair in Case	Case Weight Average (lbs.)
	Base (Flat Head)	Slide (Round Head)			
7½	4 – ¾ x 7	2 – ¾ x 10	10	150	38
10	4 – ¾ x 7	2 – ¾ x 10	10	150	41

POLY PACK On 7½" size

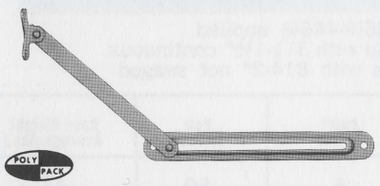

Steel – Bright brass plated, with screws **435**

- Reversible

Length (inches)	Quantity and Size of Round Head Wood Screws Per Pair	Pair in Box	Pair in Case	Case Weight Average (lbs.)
12¼	8 – ⅝ x 7	10	100	33

POLY PACK

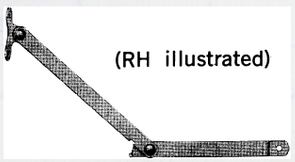

One pair (one-half right hand) in poly bag

POLY PACK

Steel – Bright brass plated, with screws **432**

- Not reversible; when ordered singly specify hand

Length (inches)	Quantity and Size of Round Head Wood Screws Per Pair	Pair in Box	Pair in Case	Case Weight Average (lbs.)
10	6 – ¾ x 7	10	100	28



Steel – Bright brass or bright nickel finishes, with screws **441**

Length Overall (inches)	Width (inches)	Gauge of Metal	Quantity and Size of Round Head Wood Screws Per Piece	Pieces in Box	Pieces in Case	Case Weight Average (lbs.)
9½	½	.058	2 – 1 x 10	25	300	34

CARD TABLE LEG BRACES

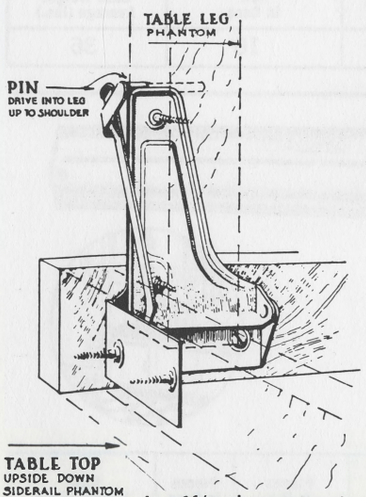

4 – 1⅛ pins cement coated





Steel – Bright zinc plated, with screws and pins **448**

- For tables having an apron or side rail, 1⅛" or more in depth. An outstanding quality item
- The angle plate is fastened to the apron, and the moving leaf to the leg, with screws
- A hole is drilled in the leg to receive the pin which serves as a bearing surface for the sliding arm
- A positive catch holds the leg braced in the open position and a friction arrangement holds the folded leg up under the top
- A set consists of four braces with screws and pins

Table Corner Brace (inches)	Leg Brace (inches)	Width of Corner Brace (inches)	Gauge of Metal		Quantity and Size of Oval Head Wood Screws Per Set	Sets in Box	Sets in Case	Case Weight Average (lbs.)
			Leg Brace	Corner Brace				
4 11/16 x 2 13/16	4 1/16	1⅛	.050	.062	24–¾x7	1	10	14

BLIND HINGES

FOR 1⅛" BLINDS HUNG FLUSH WITH CASING

FOR FRAME CONSTRUCTION

Sc1640 Steel – Plain, with screws

Sc1640R Steel – Galvanized, with screws

FOR BRICK CONSTRUCTION

Sc1644 Steel – Plain, with screws

Sc1644R Steel – Galvanized, with screws

- Hinges measure 4 3/16" on the vertical, 5" on the horizontal, width 1"
- Two blinds (usually for one opening) require two pair of hinges

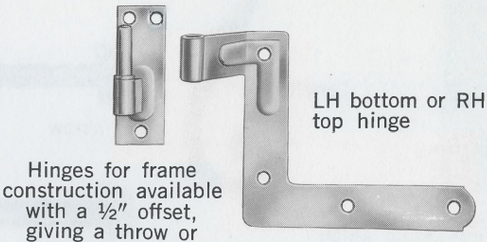

Hinges for frame construction available with a ½" offset, giving a throw or clearance of 1"

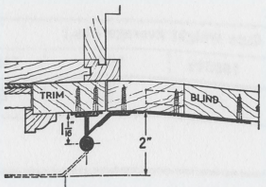

Frame construction Sc1640

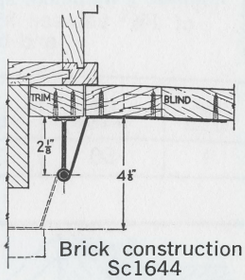

Brick construction Sc1644

Plate Pintle (inches)	Offset (inches)		Throw (inches)		Gauge of Metal	Quantity and Size of Flat Head Wood Screws Per Pair	Pair in Box	Pair in Case	Case Weight Average (lbs.)			
	Frame	Brick	Frame	Brick					1640PS	1640R	1644PS	1644R
3⅛ x 1⅛	1/16	2⅛	2	4⅛	.075	14–1 x 8	2	50	44	45	56	59

FOR 1⅛" BLINDS HUNG FLUSH WITH CASING

FOR FRAME CONSTRUCTION

Sc1620 x 1666 Steel – Galvanized, with screws

- If used on masonry construction use ⅜" malleable iron shields in ¾" diameter hole
- A set consists of four hinge straps and four screw pintles; the equipment for one pair of blinds (one opening)



Sc1620 x 1666

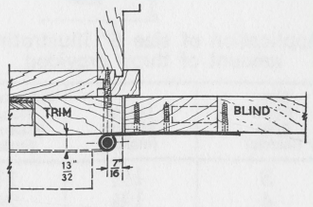

Size of Hinge Strap (inches)	Length of Screw Pintle (inches)	Maximum Throw (inches)	Quantity and Size of Flat Head Wood Screws Per Set	Sets in Box	Sets in Case	Case Weight Average (lbs.)
4 x 1	2½	13/32	12–1 x 8	1	50	41

FOR 1⅛" BLINDS HUNG OUTSIDE CASING

FOR FRAME CONSTRUCTION

Sc1606 x 1652 Steel – Galvanized, with screws

- Blinds cannot be blown off because of the safety feature which allows them to be removed only in half open position
- A set consists of four hinge plates and four drive pintles; the equipment for one pair of blinds (one opening)

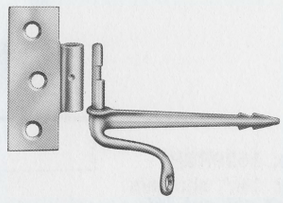

Sc1606 plate x 1652 pintle

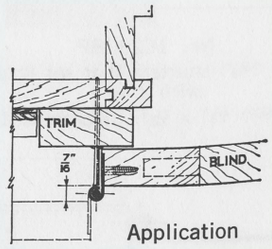

Application

Size of Hinge Plate (inches)	Length of Drive Pintle (inches)	Maximum Throw (inches)	Quantity and Size of Flat Head Wood Screws Per Set	Sets in Box	Sets in Case	Case Weight Average (lbs.)
2½x1⅛	3¼	1½	12–1x8 4–1x6	1	50	32

GENERAL HARDWARE

TABLE LEG BRACES

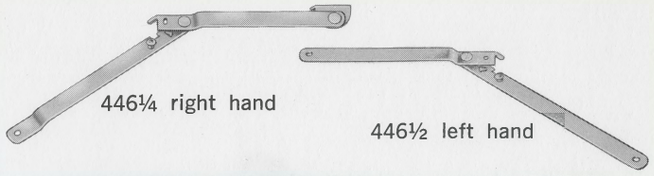

446¼ right hand

446½ left hand

446¼ Steel – Bright zinc plated, with screws

446½ Steel – Bright zinc plated, with screws

- For table-tennis tables
- Made with a positive, easily operated locking feature
- The braces insure rigid, sturdy legs when open, and when closed, permit the legs to be folded flat against the table
- 446½ is made without a base, for tables with reinforcing rails along the edges



446¼-446½ applied
Table hinged with 311-1½" continuous hinge, legs with 814-2" not swaged

Number	Length Overall (inches)	Width (inches)	Gauge of Metal	Quantity and Size of Wood Screws Per Pair	Pair* in Box	Pair in Case	Case Weight Average (lbs.)
446¼	13½	5/8	.125	{ 2–¾ x 10 R.H. (arm) { 4–¾ x 7 F.H. (base)	5	50	41
446½	13¼	5/8	.125	4–¾ x 10 R.H.	5	50	36

*Taped in pairs (one-half right hand)

TABLE LEG BRACES

446 Steel – Bright zinc plated, with screws

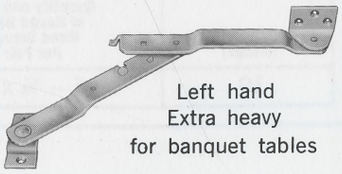

Left hand
Extra heavy
for banquet tables

- For banquet tables, folding counters, folding wall racks, roadside stands, etc.
- Made with a positive, easily operated locking feature
- When folded, the legs lie flat against the table
- Hand identified on leg of brace



(RH) applied (LH)
Legs equipped with hinges 814-2" not swaged

Length Overall (inches)	Width (inches)	Gauge of Metal	Quantity and Size of Flat Head Wood Screws Per Pair	Pair in Box	Pair in Case	Case Weight Average (lbs.)
16⅜	1¼	.165	10 – 1 x 12	2	10	36

*MAGNETIC BAR

SCD-206 Visual pack – Plastic, with screws



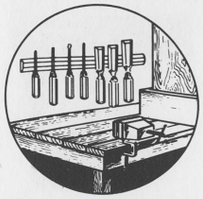



- For holding knives, scissors or handyman tools and light garden tools
- Powerful permanent magnets have positive gripping action
- Magnets placed so blade tips point in for safety, handles angle out for convenience
- Neutral beige color blends ideally with kitchen or shop

*Pat. pending

Length	Quantity and Size of Pan Hd. Screws Per Piece	Pieces in Box	Pieces in Case	Case Weight (lbs.)
12"	2 – ¾ x 7 2 – 1½ x 7	5	20	17

ALL-PURPOSE FOLDING LEGS*

INDIVIDUAL LEG SETS, OR COMPLETELY ASSEMBLED WITH BOARD

Steel – Bright zinc plated, with screws	**7100**
Steel legs assembled with wood top	**7101**



Legs and board 7101 completely assembled

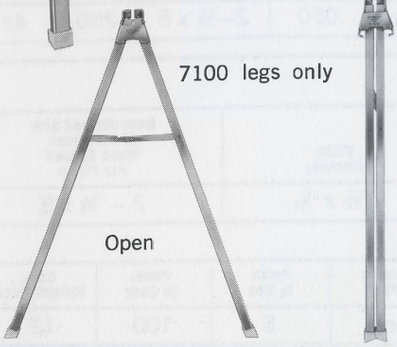

7100 legs only

Open

Closed

- For benches, sawhorses, tables and many other uses
- Legs are U-formed and made of 16-gauge steel – will support up to half-a-ton per set
- Each leg assembly is easily mounted with four screws
- Lock securely in open or closed position
- When folded, legs lie flat for ease in storage
- Non-skid white plastic caps on legs prevent slipping or marring

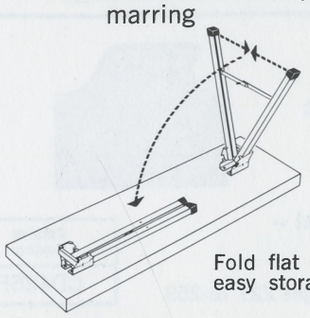

Fold flat for easy storage

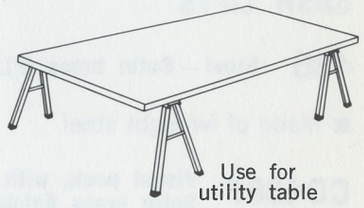

Use for utility table

*Pat. pending

Class Number	Leg Size (inches)	Board Size (inches)	Quantity and Size of Round Head Wood Screws Per Set	Sets in Box	Sets in Case	Case Weight(lbs.)
7100	24	....	8 – ¾ x 10	1 (2 leg assemblies)	6	34
7100	30	....	8 – ¾ x 10	1 (2 leg assemblies)	6	43
7101	24	5½ x 30	....	1 (2 legs with board)	4	45
7101	30	5½ x 40	....	1 (2 legs with board)	4	57

HOLD-OPEN TYPE CELLAR WINDOW SETS

Steel – Bright zinc plated, with screws **1769**



Applied

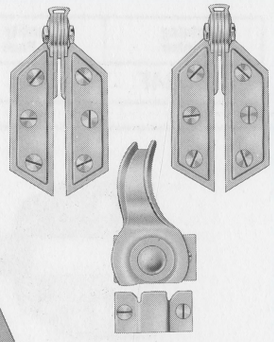

With friction feature

POLY PACK

- For hinged sash in cellars, dairies, poultry houses, stables, etc.
- Adjustable friction in the hinges holds the sash open at any angle. Easily adjusted by use of a screw driver or wrench
- Cam action fastener with a large loop handle performs two functions: (1) in locking it pulls the sash tightly against the stops; (2) forces open a sash, which sticks, by turning the handle beyond center to the left
- Friction washer holds cam in proper position

A set consists of:
one pair friction hinges 3½" x 1⅞" width of leaf 13/16"
one cam action fastener 2½"

Quantity and Size of Wood Screws Per Set		Sets in Box	Sets in Case	Case Weight Average (lbs.)
Hinges	Fastener			
12 – 1 x 7 F.H.	4 – ¾ x 7 F.H.	5	60	34

GENERAL HARDWARE

SASH PULLEY

7003 **Steel – Bright zinc plated, without screws**

- For standard window sash
- Made of wrought steel
- Wheel hub is steel bushed and wheel halves are securely riveted together
- The combination wheel groove is designed for sash cord up to and including No. 8, or light weight pulley chain, but not the larger sizes of flat link chain
- Axle is spun, insuring a smooth, straight axle and quiet, free-running wheel
- Made to fit standard 1″ x 4½″ face plate mortise



Open face

2″ wheel

Face Plate (inches)	Diameter of Axle (inches)	For Thickness of Frame Stile (inches)	Gauge of Metal (Face Plate)	Quantity and Size of Flat Head Wood Screws Per Piece	Pieces in Case	Case Weight Average (lbs.)
1 x 4½	5/16	¾ or ⅞	.050	2–¾ x 8	250	48

SASH LIFTS

486 **Steel – Satin brass (F), with screws**

- Made of wrought steel



Plate (inches)	Quantity and Size of Flat Head Wood Screws Per Piece
1⅝ x 1 3/16	2 – ¾ x 8

CD486F **Visual pack, with screws, steel – Satin brass finish**

Catalog Number	Quantity in Pack	Packs in Box	Packs in Case	Case Weight (lbs.)
CD486F	2 ea.	5	100	12

For these and other visually packed items see pages 227 to 259

SASH LOCK

7084 **Wrought steel – Satin brass finish, with screws**

- For double hung windows
- Protection from prowlers



Overall Size Including Strike	Quantity and Size of Screws Per Piece
2½″ x 1¾″	4 – ¾ x 7 F.H.

CD7084F **Visual pack, with screws, steel – Satin brass finish**

Catalog Number	Quantity Per Pack	Packs Per Box	Packs Per Case	Case Weight (lbs.)
CD7084F	1 ea.	5	100	18

For these and other visually packed items see pages 227 to 259

VENTILATING WINDOW STOP

7091 **Wrought steel – Satin brass finish, with screws**

- Window can be left open at top or bottom
- Applied on right or left side about 8″ above top of lower sash. No mortising required

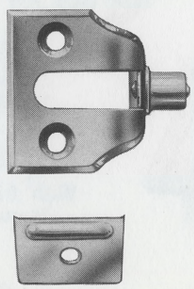



Plate Size (inches)	Projection (inches)	Strike Size (inches)	Quantity and Size of Screws Per Piece
1 1/16 x 1⅜	⅝	1 x ¾	3 – ¾ x 6 F.H.

CD7091F **Visual pack, with screws, steel – Satin brass finish**

Catalog Number	Quantity Per Pack	Packs Per Box	Packs Per Case	Case Weight (lbs.)
CD7091F	1 ea.	5	100	13

For these and other visually packed items see pages 227 to 259

VISUAL PACKED
HARDWARE

STANLEY HARDWARE CENTER

33 product groups shown on the following pages, on Stanley "Uni-Rack" displays give you an exciting Self-service Merchandising Center as illustrated below



HERE'S WHAT A STANLEY HARDWARE CENTER OFFERS YOU —

1. SELECTED BASIC ITEMS FOR TURNOVER AND PROFITS!

The Stanley Hardware Center gives you 33 product groups (a total of 284 fast-moving items) all of which have **proved** their ability to increase turnover and build sales and profits. Selections are based on years of research by Stanley — plus the recommendations of the NRHA Turnover Handbook

2. VISUAL PACKAGING

Full-view packaging with clear identification and instructions make it easy for your customers to find and examine the items they want — encourages "impulse buying." Women particularly like the clean, fresh look this packaging gives to hardware items. Only Stanley visibly packs all these items

3. MASS DISPLAY

All items and product groups work together to produce a powerful mass display that attracts traffic through your store . . . compels customer attention . . . all because of the impact of the Stanley mass display technique

4. CONVENIENT ORGANIZATION

All items are organized into groups based on your customers' needs and shopping habits. Your customers can find what they want quickly because of the big easy-to-read header signs. Makes shopping pleasurable and invites return visits

5. SIMPLE UNI-RACK MOUNTING

The heart of the program is the unique Stanley "Uni-Rack" System which makes it easy to set up your Hardware Center, insures an **integrated** display and, at the same time, provides flexibility to take full advantage of space available in any store

6. GROUP AND ITEM IDENTIFICATION

Big, easy-to-read group header signs organize your hardware department for good stock keeping and good inventory control. Every item clearly marked by stock number and product name

7. EFFECTIVE INVENTORY CONTROL

Reduces inventory time from hours to minutes. Re-ordering is simple . . . your stock is visible for easy checking . . . NRHA approved control cards minimize chance of your running out of "most-wanted" items

8. IN TUNE WITH THE CHECK-OUT TREND

More and more modern stores are going along with the new "self-service" trend . . . and you'll find that the Hardware Center's individual packaging is perfect for this type of merchandising operation

MAKE THE MOST OF A STANLEY HARDWARE CENTER

KEEP THE HOOKS FILLED!

VISUAL PACKED HARDWARE

PLAIN AND SAFETY HASPS



Made of wrought steel, with rust-resisting zinc plated finish. Sizes and types for all normal requirements

ASSORTMENT A-1B x R-1B

Weight 13 lbs., Width 15", Height 15"

5 pks. No. CD911K 2½" Safety Hasps
5 pks. No. CD912K 3" Hinge Hasps
5 pks. No. CD915K 3½" Safety Hasps
5 pks. No. CD915K 4½" Safety Hasps
5 pks. No. CD917K 3½" Safety Hasps
5 pks. No. CD918K 3½" Latching Hasp
5 pks. No. CD925K 3" Safety Hasps
1 each Uni-Rack Display

CD911K 2½" SAFETY HASP

Steel, bright zinc finish, suited for light cabinets, tool and tackle boxes



Quantity Per Pack	Packs Per Box	Packs Per Case	Case Weight
1 ea.	5	100	16

CD912K 3" HINGE HASP

Wrought steel hasp, full surface application. Pad may be bent to fit installation



Quantity Per Pack	Packs Per Box	Packs Per Case	Case Weight
1 ea.	5	100	22

Items packed with screws where required

CD915K 3½"-4½" SAFETY HASP

Heavy wrought steel safety hasp. Screws are concealed when locked. Adjustable staple to compensate for wood shrinkage or sagging door. Vertical staple allows lock to hang flat. Bright zinc plated



Size	Quantity Per Pack	Packs Per Box	Packs Per Case	Case Weight
3½"	1 ea.	5	100	33
4½"	1 ea.	5	100	43

CD917K 3½" "CLICK-LOCK" SAFETY HASP

Bright zinc finish on heavy wrought steel, staple "click-locks" into place with a quarter turn. Lock hangs flat. Rust resistant



Quantity Per Pack	Packs Per Box	Packs Per Case	Case Weight
1 ea.	5	100	31

CD918K — 3½" LATCHING SAFETY HASP

Use as a positive door latch as well as locking device, with eye for insertion of padlock. Unique design allows one hand to unlatch and open hasp. All screws concealed for safety. Delrin thumb piece and stainless steel spring. Furnished in rust resistant finish



Quantity Per Pack	Packs Per Box	Packs Per Case	Case Weight
1 ea.	5	100	31

CD925K 3" DOUBLE HINGED SAFETY HASP

Heavy duty steel finished in bright zinc. Especially designed for chests, tool and tackle boxes, sliding doors, etc. Screws are hidden when locked. Made with end turned up



Quantity Per Pack	Packs Per Box	Packs Per Case	Case Weight
1 ea.	5	100	28

NOTE — Ordering unit is "Pack". Order packs in multiples of full box or full case quantities as indicated

CD900K LIGHT STRAP HINGES

Wrought steel, zinc plated. For basement cupboards, tool boxes, many exterior uses

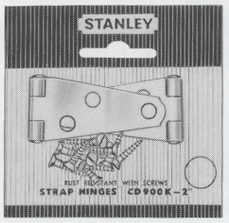

Size	Quantity Per Pack	Packs Per Box	Packs Per Case	Case Wt.
2″	1 pr.	5	100	16
3″	1 pr.	5	100	26
4″	1 pr.	5	100	37

CD904K LIGHT TEE HINGES

Rust resistant zinc finish on high grade wrought steel. These light weight hinges have many uses both outside and inside the home



Size	Quantity Per Pack	Packs Per Box	Packs Per Case	Case Wt.
2″	1 pr.	5	100	17
3″	1 pr.	5	100	29
4″	1 pr.	5	100	35

LIGHT STRAP AND T-HINGES



Carefully made, wrought steel for general purpose use. All in bright zinc plated finish

ASSORTMENT A-2 x R-2

Weight 10 lbs., Width 16″, Height 11″

5 pks. No. CD900K 2″ Strap Hinges
5 pks. No. CD900K 3″ Strap Hinges
5 pks. No. CD900K 4″ Strap Hinges
5 pks. No. CD904K 2″ T-Hinges
5 pks. No. CD904K 3″ T-Hinges
5 pks. No. CD904K 4″ T-Hinges
1 each Uni-Rack Display

V902K HEAVY STRAP HINGES

Heavy wrought steel – these hinges offered in a wide range of sizes. Rust resistant ideally suited for exterior work – for storage and barn doors

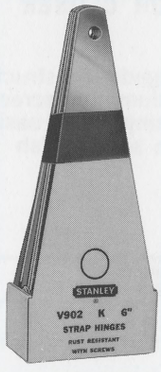

Size	Quantity Per Pack	Packs Per Box	Packs Per Case	Case Wt.
4″	1 pr.	2	20	12
5″	1 pr.	2	20	17
6″	1 pr.	2	20	34
8″	1 pr.	2	10	31
†10″	1 pr.	2	10	47

†Not in current assortment

V908K HEAVY TEE HINGES

Heavy wrought steel, zinc plated. These heavy duty tee hinges suited for all types of exterior work – barn doors, large gates, etc.



Size	Quantity Per Pack	Packs Per Box	Packs Per Case	Case Wt.
4″	1 pr.	2	20	16
5″	1 pr.	2	20	23
6″	1 pr.	2	20	39
8″	1 pr.	2	10	32
†10″	1 pr.	2	10	51

†Not in current assortment

Items packed with screws where required

HEAVY STRAP AND T-HINGES



Designed and built for heavy duty service. All have rust resisting zinc plating for outdoor use

ASSORTMENT A-3B x R-3B

Weight 30 lbs., Width 18″, Height 18″

2 pks. V902K 4″ Heavy Strap Hinge
2 pks. V902K 5″ Heavy Strap Hinge
2 pks. V902K 6″ Heavy Strap Hinge
2 pks. V902K 8″ Heavy Strap Hinge
2 pks. V908K 4″ Heavy T-Hinge
2 pks. V908K 5″ Heavy T-Hinge
2 pks. V908K 6″ Heavy T-Hinge
2 pks. V908K 8″ Heavy T-Hinge
1 each Uni-Rack Display

NOTE – Ordering unit is "Pack". Order packs in multiples of full box or full case quantities as indicated

VISUAL PACKED HARDWARE

SCREEN AND STORM DOOR HARDWARE



A complete assortment for all storm and screen needs. Rust resisting finishes for outdoor use

ASSORTMENT A-4B x R-4B

Weight 27 lbs., Width 15½", Height 22"

5 pks. No. CD4K Turn Buttons
5 pks. No. CD158K Spring Hinges
5 pks. No. CD210K "Snappy" Catches
5 pks. No. CD1734K Screen Hanger Sets
5 pks. No. CD1751K 3"x2¾" Screen Door Hinges
5 pks. No. CD2154F Spring Hinges
5 pks. No. CD1700AL Screen Door Closer
5 pks. No. V1703AL Door Latch
1 each Uni-Rack Display

Items V1280F and CD1727K formerly in A-4 x R-4 are available – see page 258

Items CD486F and CD7084F formerly in A-4 x R-4 are now in A-11B x R-11B – see pages 236 and 237

CD4K 1¾" TURN BUTTONS

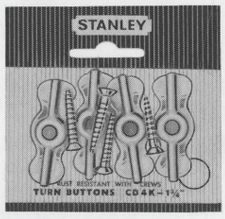

Zinc plated wrought steel for storm sash, screens, and storage cupboards

Quantity Per Pack	Packs Per Box	Packs Per Case	Case Weight
4 ea.	5	100	10

CD158K SCREEN DOOR SPRING HINGE



Wrought steel, bright zinc plated for light residential screen doors – full surface application

Quantity Per Pack	Packs Per Box	Packs Per Case	Case Weight
1 ea.	5	100	32

CD210K "SNAPPY CATCH"



Wrought steel, zinc plated. Holds screen and storm doors shut and rattle tight

Quantity Per Pack	Packs Per Box	Packs Per Case	Case Weight
1 ea.	5	100	21

CD1700AL SCREEN AND STORM DOOR CLOSER



Ruggedly constructed closer for wood or aluminum screen and storm doors. Closing speed easily adjusted. Aluminum spray finish

Quantity Per Pack	Packs Per Box	Packs Per Case	Case Weight
1 ea.	1	20	42

CD1734K SCREEN HANGER SET

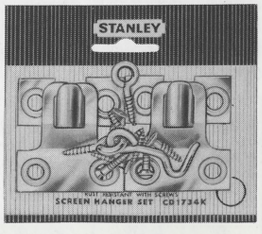

For full length screens and storm sash. Set contains 1 pair of sturdy hangers, 1 hook and eye. Steel zinc plated

Quantity Per Pack	Packs Per Box	Packs Per Case	Case Weight
1 set	5	100	23

Items packed with screws where required

NOTE – Ordering unit is "Pack". Order packs in multiples of full box or full case quantities as indicated

SCREEN & STORM DOOR HARDWARE (A-4B x R-4B) Cont.

V1703AL SCREEN AND STORM DOOR LATCH



For aluminum or wood screen and storm doors ¾" to 1⅛" thick. Requires only 3 holes to install. Has positive safety slide. Zinc alloy die cast with baked aluminum enamel finish

Quantity Per Pack	Packs Per Box	Packs Per Case	Case Wt.
1 set	5	20	18

CD2154F ADJUSTABLE SPRING HINGE



Fully adjustable, loose pin screen hinge – may be easily set to close door quickly or slowly. Made of tough wrought steel and finished in satin brass

Quantity Per Pack	Packs Per Box	Packs Per Case	Case Wt.
1 ea.	5	100	40

CD1751K 3" x 2¾" SCREEN DOOR HINGE

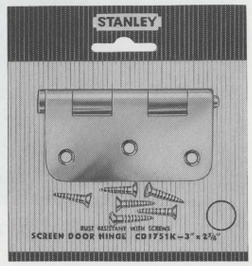

A round corner, loose pin screen or storm door hinge, with one leaf countersunk on both sides permitting full or half surface application. Steel, with rust resisting zinc finish

Quantity Per Pack	Packs Per Box	Packs Per Case	Case Wt.
1 ea.	5	100	34

V1736K SCREEN DOOR GUARD



Adjustable 21" to 32". Protects wire or glass while acting as a push bar. Strong U-shaped steel, zinc plated

Quantity Per Pack	Packs Per Box	Packs Per Case	Case Wt.
1 ea.	5	50	42

V1739K SCREEN DOOR BRACE



Strong steel rods with offset, serrated end insuring positive holding action. Solid brass turnbuckle freely operates to take up door sag

Quantity Per Pack	Packs Per Box	Packs Per Case	Case Wt.
1 ea.	5	50	28

V1750K SCREEN AND STORM DOOR SET



Everything you need to hang and equip a screen door. Set includes 1 pair of full surface hinges, 1 door pull, 1 hook and eye, and 1 No. 3 coil spring. Finished in weatherproof zinc

Quantity Per Pack	Packs Per Box	Packs Per Case	Case Wt.
1 set	5	50	51

V1707K CHAIN DOOR STOP

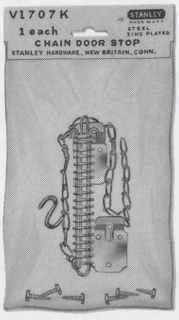

A heavy chain stop with compression spring that prevents damage to door. For wood or aluminum screen or storm doors. Zinc plated

Quantity Per Pack	Packs Per Box	Packs Per Case	Case Wt.
1 ea.	5	20	11

Items packed with screws where required

SCREEN AND STORM DOOR REPAIR HARDWARE

An assortment for screen and storm repairs. Rust resisting zinc finish for outdoor use

Weight 18 lbs., Width 8½", Height 27"

- 5 pks. No. CD27K Corner Braces
- 5 pks. No. V1736K Screen Door Guards
- 5 pks. No. V1739K Screen Door Braces
- 5 pks. No. V1750K Screen Door Sets
- 5 pks. No. V1707K Chain Door Stop
- 1 each Uni-Rack Display



ASSORTMENT A-4C x R-4C

CD27K SCREEN CORNER BRACES

Wrought steel, zinc plated for reinforcing screens. Can be used on screens with metal channels



Quantity Per Pack	Packs Per Box	Packs Per Case	Case Wt.
4 ea.	5	100	24

NOTE – Ordering unit is "Pack". Order packs in multiples of full box or full case quantities as indicated

VISUAL PACKED HARDWARE

GATE HARDWARE



Sturdy wrought steel with zinc plated finish for long life outdoors

ASSORTMENT A-5B x R-5B

Weight 16 lbs., Width 15″, Height 12″

5 pks. No. V1261K Gate Latches
5 pks. No. CD1267K Gate Latches
2 pks. No. V951K–6″ Screw Hooks and Strap Hinges
2 pks. No. V951K–8″ Screw Hooks and Strap Hinges
1 each Uni-Rack Display

V951K SCREW HOOK AND STRAP HINGE



Heavy duty zinc plated steel. Suited for gates, etc. Especially designed for use with cedar posts

Size	Quantity Per Pack	Packs Per Box	Packs Per Case	Case Wt.
6″	1 pr.	2	20	34
8″	1 pr.	2	20	39

V1261K GATE LATCH



Finely finished zinc on sturdy wrought steel. This latch is designed for use on flush gates. Rust and weather resistant

Quantity Per Pack	Packs Per Box	Packs Per Case	Case Wt.
1 set	5	100	45

CD1267K GATE LATCH

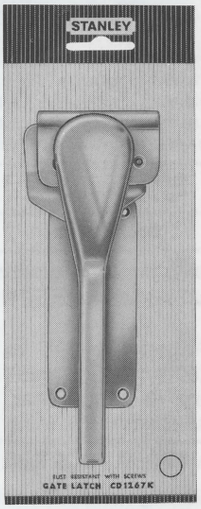

Strong, sturdy steel, finished in weather resistant zinc. This double or single acting gate latch is designed for use on top of the gate. Brass spring and rivet insures longer life

Quantity Per Pack	Packs Per Box	Packs Per Case	Case Wt.
1 set	5	50	45

CLOTHESLINE HARDWARE



Weather resistant for long outdoor life

ASSORTMENT A-6 x R-6

Weight 6 lbs., Width 16″, Height 9″

5 pks. No. 4111K Clothesline Pulleys
5 pks. No. CD4109K Utility Hooks
5 pks. No. CD7070 Line Tightener Clamps
1 each Uni-Rack Display

CD4109K UTILITY HOOKS



Heavy duty zinc plated steel hooks for clotheslines, etc.

Quantity Per Pack	Packs Per Box	Packs Per Case	Case Wt.
2 ea.	5	100	26

4111K LINE PULLEY

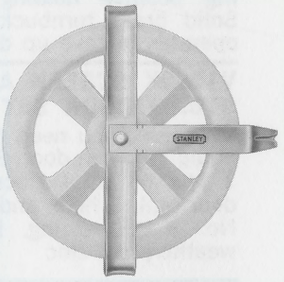

Strong weatherproof poly-propolene wheel, stainless steel axle and zinc coated bail provides long wear

Catalog Number	Quantity Per Pack	Packs Per Box	Packs Per Case	Case Wt.
4111	1 ea.	5	50	18
†4106	1 ea.	5	50	30

†Steel pulley not in current assortment — Available see pages 221 and 258

CD7070 LINE TIGHTENER CLAMP

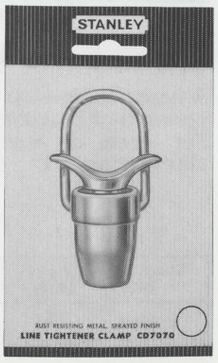

Rust resistant line tightener clamp with non slip brass ball grips. A pull on the line tightens and holds line in position until released by pulling new easy grip on plunger. Many uses around the home as well as for camping and boating enthusiasts

Quantity Per Pack	Packs Per Box	Packs Per Case	Case Wt.
1 ea.	5	100	23

Items packed with screws where required

NOTE — Ordering unit is "Pack". Order packs in multiples of full box or full case quantities as indicated

VISUAL PACKED HARDWARE

CORRUGATED FASTENERS

702-06-05,
702-08-05,
702-10-05



These razor sharp, high grade steel fasteners ideally suited for all types of repair work on screens, furniture, etc.

Catalog Number	Quantity Per Pack	Packs Per Box	Packs Per Case	Case Weight
702-06-05	20 ea.	20	400	23
702-08-05	20 ea.	20	400	31
702-10-05	20 ea.	20	400	37

CORRUGATED FASTENERS



Wrought steel of uniform quality, razor sharp edges. For making strong, tight joints

ASSORTMENT A-7 x R-7

Weight 6 lbs., Width 10½", Height 8"

20 pks. No. 702-06-05 Corrugated Fasteners (size ⅜"x5)
20 pks. No. 702-08-05 Corrugated Fasteners (size ½"x5)
20 pks. No. 702-10-05 Corrugated Fasteners (size ⅝"x5)
1 each Uni-Rack Display

V994K STEEL WASHERS



Wrought steel, zinc plated, these accurately sized washers are free of burrs, rust resistant

Size	Quantity Per Pack	Packs Per Box	Packs Per Case	Case Weight
3/16"	25 ea.	20	500	40
1/4"	20 ea.	10	400	55
5/16"	15 ea.	10	200	36
3/8"	10 ea.	10	200	35
1/2"	5 ea.	10	250	49
Assorted	18 ea.	10	250	53

STEEL WASHERS



Wrought steel with zinc plated finish. Made from clean stock, true to size

ASSORTMENT A-8 x R-8

Weight 13 lbs., Width 11", Height 13"

20 pks. No. V994K—3/16" Steel Washers
10 pks. No. V994K—¼" Steel Washers
10 pks. No. V994K—5/16" Steel Washers
10 pks. No. V994K—⅜" Steel Washers
10 pks. No. V994K—½" Steel Washers
10 pks. No. V994K—assorted Steel Washers
1 each Uni-Rack Display

NOTE — Ordering unit is "Pack". Order packs in multiples of full box or full case quantities as indicated

VISUAL PACKED HARDWARE

HOOKS AND EYES



Wrought steel with bright zinc plated finish to prevent corrosion

ASSORTMENT A-9 x R-9

Weight 30 lbs., Width 15", Height 22"

20 pks. No. V8440K–1½" Gate Hooks
20 pks. No. V8440K–2" Gate Hooks
20 pks. No. V8440K–2½" Gate Hooks
20 pks. No. V8450-8K Screw Eyes
20 pks. No. V8450-10K Screw Eyes
20 pks. No. V8450-210K Screw Eyes
20 pks. No. V8450-212½K Screw Eyes
20 pks. No. V8450-214½K Screw Eyes
20 pks. No. V8450-216½K Screw Eyes
20 pks. No. V8460-806K Screw Hooks
20 pks. No. V8460-808K Screw Hooks
20 pks. No. V8460-810K Screw Hooks
20 pks. No. V8460-812K Screw Hooks
20 pks. No. V8465-908K Screw Hooks
20 pks. No. V8465-910K Screw Hooks
20 pks. No. V8465-912K Screw Hooks
1 each Uni-Rack Display

V8440K GATE HOOKS AND EYES

Accurately formed hooks and eyes in rust resistant zinc plated finish



Size	Quantity Per Pack	Packs Per Box	Packs Per Case	Case Wt.
1½"	3 ea.	20	200	16
2"	3 ea.	20	200	21
2½"	2 ea.	20	200	19

V8450K SCREW EYES

Large and small eye – sharp pointed screw eyes in bright zinc plated finish



Number	Quantity Per Pack	Packs Per Box	Packs Per Case	Case Wt.
V8450-8K	8 ea.	20	200	29
V8450-10K	8 ea.	20	200	17
V8450-210K	10 ea.	20	200	19
V8450-212½K	12 ea.	20	200	10
V8450-214½K	12 ea.	20	200	6
V8450-216½K	12 ea.	20	200	4

V8460K SCREW HOOKS – ROUND BEND

Highly finished in weather resistant zinc. Sharply pointed screw ends insure easy application



Number	Quantity Per Pack	Packs Per Box	Packs Per Case	Case Wt.
V8460-806K	4 ea.	20	200	35
V8460-808K	5 ea.	20	200	25
V8460-810K	6 ea.	20	200	17
V8460-812K	8 ea.	20	200	11

V8465K SCREW HOOKS – SQUARE BEND

Square shoulder hooks with blunt ends at bend. Plated in bright zinc



Number	Quantity Per Pack	Packs Per Box	Packs Per Case	Case Wt.
V8465-908K	5 ea.	20	200	19
V8465-910K	6 ea.	20	200	14
V8465-912K	8 ea.	20	200	10

NOTE – Ordering unit is "Pack". Order packs in multiples of full box or full case quantities as indicated

VISUAL PACKED HARDWARE

CORNER IRONS AND BRACES

CD995K MENDING PLATES

Wrought steel, zinc finish. Many uses for these handy mending plates. Repairing furniture, screens and storm sash, etc.



Size	Quantity Per Pack	Packs Per Box	Packs Per Case	Case Weight
2″	2 ea.	5	100	7
4″	2 ea.	5	100	27

CD995½K 3″ x 3″ FLAT TEE PLATES

Heavy wrought steel, zinc plated. These rust resistant tee plates are ideally suited for mending screens at cross rail, many other uses

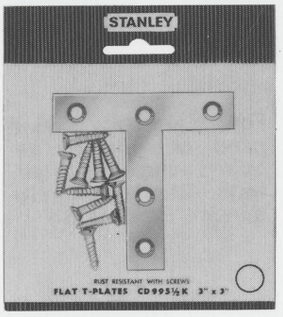

Quantity Per Pack	Packs Per Box	Packs Per Case	Case Weight
2 ea.	5	100	22

CD997K CORNER BRACES

Sturdy zinc plated steel, accurately formed right angle. This brace has many uses throughout the home and workshop



Size	Quantity Per Pack	Packs Per Box	Packs Per Case	Case Weight
1½″	2 ea.	5	100	13
2″	2 ea.	5	100	21
2½″	2 ea.	5	100	30
3″	2 ea.	5	100	44



Strong steel with protective bright zinc plated finish

ASSORTMENT A-10 x R-10

Weight 15 lbs., Width 18½″, Height 18½″

5 pks. No. CD995K–2″ Mending Plates
5 pks. No. CD995K–4″ Mending Plates
5 pks. No. CD995½K–3″x3″ Tees
5 pks. No. CD997K–1½″ Corner Braces
5 pks. No. CD997K–2″ Corner Braces
5 pks. No. CD997K–2½″ Corner Braces
5 pks. No. CD997K–3″ Corner Braces
5 pks. No. CD999K–⅜″x2″ Flat Corner Irons
5 pks. No. CD999K–½″x2½″ Flat Corner Irons
5 pks. No. CD999K–½″x3″ Flat Corner Irons
5 pks. No. CD999K–⅝″x4″ Flat Corner Irons
1 each Uni-Rack Display

CD999K FLAT CORNER IRONS

Tough, accurately sized, zinc plated steel corner irons are offered in a wide range of sizes

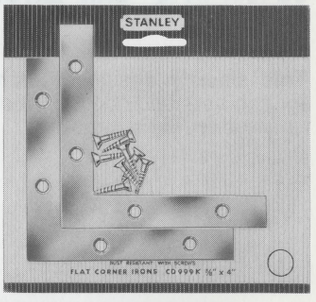

Size	Quantity Per Pack	Packs Per Box	Packs Per Case	Case Weight
⅜″x2″	2 ea.	5	100	9
½″x2½″	2 ea.	5	100	14
½″x3″	2 ea.	5	100	16
⅝″x4″	2 ea.	5	100	28

Items packed with screws where required

NOTE – Ordering unit is "Pack". Order packs in multiples of full box or full case quantities as indicated

VISUAL PACKED HARDWARE

MISCELLANEOUS HOME HARDWARE



Attractive accessories made of steel with brass plated finishes

ASSORTMENT A-11B x R-11B

Weight 9 lbs., Width 17", Height 12"

5 pks. No. CD450F Bar Latch
5 pks. No. CD486F Sash Lifts
5 pks. No. CD7081F Hand Rail Bracket
5 pks. No. CD7082F Coat and Hat Hooks
5 pks. No. CD7084F Sash Lock
5 pks. No. CD7090F Butt Pin Door Stop
5 pks. No. CD7091F Window Stop
5 pks. No. CD7092F Door Stops
1 each Uni-Rack Display

Items CD26 (formerly CD24), CD205K and CD7086F formerly in A-11 x R-11 are available – see pages 257 and 259

CD450F–1¾" BAR LATCH

This smartly designed latch ideal for cabinets and chests. Steel finely finished in satin brass

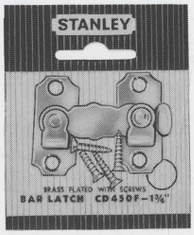

Quantity Per Pack	Packs Per Box	Packs Per Case	Case Weight
1 ea.	5	100	9

CD486F SASH LIFTS

Smartly designed and finished in satin brass. This sash lift has ample projection for maximum leverage



Quantity Per Pack	Packs Per Box	Packs Per Case	Case Weight
2 ea.	5	100	12

CD7081F HAND RAIL BRACKET

For supporting wood hand rail at any required angle of stairways. Sturdy cast aluminum. Brass finish

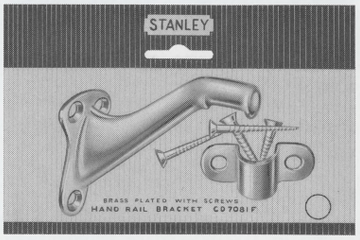

Quantity Per Pack	Packs Per Box	Packs Per Case	Case Weight
1 ea.	5	100	19

CD7082F COAT AND HAT HOOKS

Cast metal coat and hat hooks. Generously formed, satin brass plated



Quantity Per Pack	Packs Per Box	Packs Per Case	Case Weight
2 ea.	5	100	25

Items packed with screws where required

NOTE – Ordering unit is "Pack". Order packs in multiples of full box or full case quantities as indicated

MISCELLANEOUS HOME HARDWARE (Cont.)

CD7084F SASH LOCK

Sash lock for double hung windows, wrought steel, satin brass plated



Quantity Per Pack	Packs Per Box	Packs Per Case	Case Weight
1 ea.	5	100	18

CD7091F VENTILATING WINDOW STOP

Window can be left open at top or bottom. Applied on right or left side about 8″ above top of lower sash. No mortising required. Brass finish



Quantity Per Pack	Packs Per Box	Packs Per Case	Case Weight
1 ea.	5	100	13

CD7090F HINGE PIN DOOR STOP*

Adjustable door stop can be set to stop door at any desired angle. Fits pin of any average room door hinge. Large flat self adjusting shoe makes full safe contact with door



Quantity Per Pack	Packs Per Box	Packs Per Case	Case Weight
1 ea.	5	100	14

*Pat. pending

CD7092F DOOR STOPS

Spring type door stops with sharply pointed drive screw and stud. Finished in satin brass

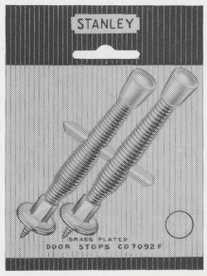

Quantity Per Pack	Packs Per Box	Packs Per Case	Case Weight
2 ea.	5	100	13

Items packed with screws where required

NOTE — Ordering unit is "Pack". Order packs in multiples of full box or full case quantities as indicated

VISUAL PACKED HARDWARE

DOOR PIVOTS AND HINGES



Wrought steel, satin brass and bright nickel finishes

ASSORTMENT A-12B x R-12B

Weight 23 lbs., Width 15½", Height 20"

5 pks. No. CD150F Gravity Pivots
5 pks. No. V164F–3½" Door Hinges
5 pks. No. V741F–3" x 3" Door Hinges
5 pks. No. V741F–3½" x 3½" Door Hinges
5 pks. No. V741N–3½" x 3½" Door Hinges
5 pks. No. V741F–4" x 4" Door Hinges
5 pks. No. CD295F–2" Hinges
5 pks. No. CD295F–2½" Hinges
5 pks. No. CD295F–3" Hinges
1 each Uni-Rack Display

CD150F GRAVITY PIVOTS*

Designed for carefree operation of louver or dwarf doors ¾" to 1⅜" thick. Doors automatically return to closed position. When desired doors can be held open at 90° on either side



Quantity Per Pack	Packs Per Box	Packs Per Case	Case Weight
1 set	5	50	19

*Pat. pending

V164F 3½" HALF SURFACE HINGE

Wrought steel, satin brass finish. For all interior doors



Quantity Per Pack	Packs Per Box	Packs Per Case	Case Weight
1 ea.	5	100	60

V741 DOOR HINGE

Wrought steel hinge. Satin brass finish. 3½" x 3½" also in bright nickel. For all wood doors 1⅜" to 1¾". Use three hinges to a door



Size (Inches)	Finish	Quantity Per Pack	Packs Per Box	Packs Per Case	Case Wt.
3x3	F	1 ea.	5	100	39
3½x3½	F	1 ea.	5	100	52
3½x3½	N	1 ea.	5	100	52
4x4	F	1 ea.	5	100	66

CD295F CABINET HINGE

Wrought steel, narrow loose pin hinges for cabinets, book cases, small closets, etc. Three sizes to fit any job, satin brass finish

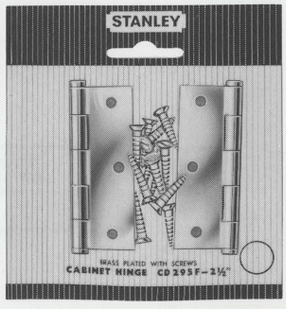

Size	Quantity Per Pack	Packs Per Box	Packs Per Case	Case Weight
2"	1 pr.	5	100	22
2½"	1 pr.	5	100	28
3"	1 pr.	5	100	43

Items packed with screws where required

NOTE – Ordering unit is "Pack". Order packs in multiples of full box or full case quantities as indicated

VISUAL PACKED HARDWARE

UTILITY HINGES

V804K UTILITY HINGE



A tough wrought steel hinge, five knuckles, loose pin, finished in rust resisting zinc. For doors, casements and general use

Size	Quantity Per Pack	Packs Per Box	Packs Per Case	Case Weight
2½″x2½″	1 ea.	5	100	27
3″x3″	1 ea.	5	100	39
3½″x3½″	1 ea.	5	100	51
4″x4″	1 ea.	5	100	74

CD838K UTILITY HINGE

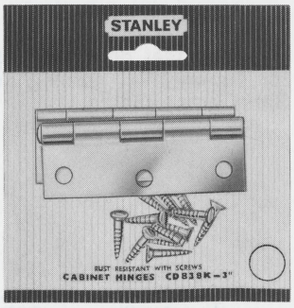

Wrought steel, fast pin, narrow hinges for light cabinet and general work. Zinc plated

Size	Quantity Per Pack	Packs Per Box	Packs Per Case	Case Weight
1″	1 pr.	5	100	7
1½″	1 pr.	5	100	12
2″	1 pr.	5	100	20
2½″	1 pr.	5	100	27
3″	1 pr.	5	100	42



Variety of steel cabinet hinges in bright zinc plated finish

ASSORTMENT A-13 x R-13

Weight 18 lbs., Width 14″, Height 17″

5 pks. No. V804K–2½″x2½″ Hinges
5 pks. No. V804K–3″x3″ Hinges
5 pks. No. V804K–3½″x3½″ Hinges
5 pks. No. V804K–4″x4″ Hinges
5 pks. No. CD838K–1″ Hinges
5 pks. No. CD838K–1½″ Hinges
5 pks. No. CD838K–2″ Hinges
5 pks. No. CD838K–2½″ Hinges
5 pks. No. CD838K–3″ Hinges
1 each Uni-Rack Display

FINISHES: Designated by letter suffix

AL – Aluminum Spray Finish
ALD – Aluminum - Satin
BG – Baked Gray Enamel
BL – Brown Lacquer
C – Bright Brass
CM – Bright Chrome
D3 – Antique Copper
D4 – Satin Copper
F – Satin Brass
FL – Goldtone Lacquer
J – Baked Black Enamel
J1 – Antique Black
J2 – Textured Black Lacquer
K – Bright Zinc
N – Bright Nickel

PACK TYPES

Designated by letter prefix:

CD – Carded
Sc – Continuous Hinges (in sturdy transparent bags)
V – Combination Shelf and Closet Pole Supports, Shelf Support Strips (Screws attached)
V – Shelf Brackets, heavy strap and T-Hinges, Screen Guard and Brace (in special die cut visual packs)
V – All other items so designated (in sturdy transparent bags)

Items packed with screws where required

NOTE – Ordering unit is "Pack". Order packs in multiples of full box or full case quantities as indicated

VISUAL PACKED HARDWARE

FURNITURE HARDWARE



Designed for dependable and decorative use in the home. Satin brass and brown lacquer finishes

ASSORTMENT A-14 x R-14

Weight 12 lbs., Width 14½", Height 17½"

5 pks. No. CD346F Light Safety Hasps
5 pks. No. CD814F – 1½" Extra Wide Hinges
5 pks. No. CD875F – ¾" Folding Screen Hinges
5 pks. No. CD996½ BL 1"x1" Chair Leg Braces
5 pks. No. CD1475F – 1½" Butterfly Hinges
5 pks. No. CD1478F Butterfly Hinges
5 pks. No. CD1484F Butterfly Hinges
5 pks. No. CD1956BL – 10" Braces
5 No. CD7080F Cupboard Catches
1 each Uni-Rack Display

CD346F LIGHT SAFETY HASP

Wrought steel, satin brass plated. Closed length 2⅝". Cannot be unscrewed from door when locked

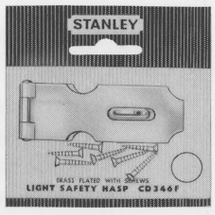

Quantity Per Pack	Packs Per Box	Packs Per Case	Case Weight
1 ea.	5	100	11

CD814 1½" EXTRA WIDE HINGES

Wrought steel, extra wide leaves for added strength. This satin brass or zinc plated hinge opens to 3⅞". Suited for heavy cabinet work and folding shelves

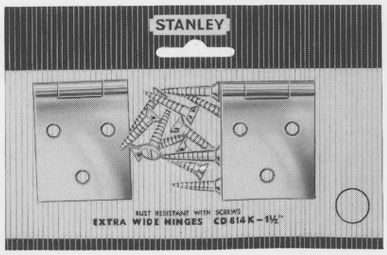

Number	Quantity Per Pack	Packs Per Box	Packs Per Case	Case Wt.
CD814F–1½"	1 pr.	5	100	33
†CD814K–1½"	1 pr.	5	100	33

†Not in current assortment

CD875F – ¾" FOLDING SCREEN HINGES

Wrought steel, double acting hinge for two-way ¾" folding screens. Satin brass plated

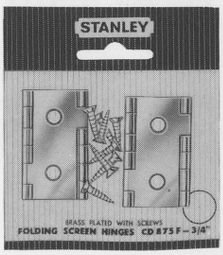

Quantity Per Pack	Packs Per Box	Packs Per Case	Case Weight
1 pr.	5	100	18

CD996½BL 1" x 1" CHAIR LEG BRACES

Wrought steel. The size and clean lines of this brace make it ideally suited for strengthening and repairing chair and table legs. Brown lacquer finish blends well with furniture finishes



Quantity Per Pack	Packs Per Box	Packs Per Case	Case Weight
4 ea.	5	100	22

Items packed with screws where required

NOTE – Ordering unit is "Pack". Order packs in multiples of full box or full case quantities as indicated

CD1475F 1½" BUTTERFLY HINGES

Satin brass finish on wrought steel. This embossed cabinet hinge is designed for full surface application

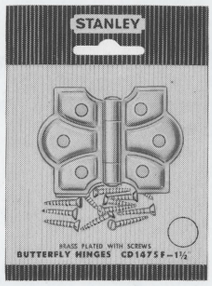

Quantity Per Pack	Packs Per Box	Packs Per Case	Case Weight
1 pr.	5	100	23

CD1478F BUTTERFLY HINGES

Fancy embossed steel, finely finished in satin brass. Full surface application

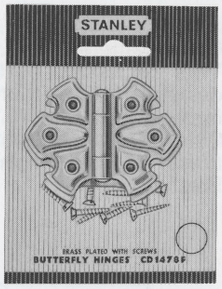

Quantity Per Pack	Packs Per Box	Packs Per Case	Case Weight
1 pr.	5	100	21

CD1484F BUTTERFLY HINGES

Small accurately made hinges for chests, and small cupboard doors. Satin brass plated



Quantity Per Pack	Packs Per Box	Packs Per Case	Case Weight
1 pr.	5	100	10

CD1956BL 10" DROP LEAF SUPPORT

Easily operated, quick action. Spring tension holds table leaf in place. Brown lacquered finish on steel



Quantity Per Pack	Packs Per Box	Packs Per Case	Case Weight
1 ea.	5	100	43

CD7080F CUPBOARD CATCH

Turn type cupboard catch for full surface application, neat appearing, positive action, steel, satin brass plated



Quantity Per Pack	Packs Per Box	Packs Per Case	Case Weight
1 ea.	5	100	14

Items packed with screws where required

NOTE – Ordering unit is "Pack". Order packs in multiples of full box or full case quantities as indicated

VISUAL PACKED HARDWARE

SLIDING DOOR PULLS



Styled to enhance home interiors, assorted types in bright brass and bright chrome finishes

ASSORTMENT A-15 x R-15

Weight 9 lbs., Width 16", Height 17"

5 pks. No. CD2683C Door Pulls
5 pks. No. CD2683CM Door Pulls
5 pks. No. CD2688C No. 1 Door Pulls
5 pks. No. CD2688CM No. 1 Door Pulls
5 pks. No. CD2900C Door Pulls
5 pks. No. CD2900CM Door Pulls
5 pks. No. CD2901C Door Pulls
5 pks. No. CD2901CM Door Pulls
1 Uni-Rack Display

CD2683C, CM — SLIDING DOOR EDGE PULL

Full mortise sliding door pull with easy out pull lever. Fits flush in edge of door. Steel, bright brass or chromium plated



Quantity Per Pack	Packs Per Box	Packs Per Case	Case Weight
1 ea.	5	100	22

CD2688C #1, CM #1 — CUP PULLS

Solid brass finger pull. Hole diameter ¾". Recessed for use in cupboard doors. Finished in bright brass or chromium



Quantity Per Pack	Packs Per Box	Packs Per Case	Case Weight
4 ea.	5	100	6

CD2900C, CM — SLIDING DOOR CUP PULLS

A solid brass pull. Cup diameter 2⅛". This recessed pull designed for heavy or large sliding doors. Offered in bright brass or chromium finishes



Quantity Per Pack	Packs Per Box	Packs Per Case	Case Weight
2 ea.	5	100	16

CD2901C, CM SLIDING DOOR FLUSH PULLS

Fully recessed solid brass pull 3⅛" long. Highly finished in brass or chromium



Quantity Per Pack	Packs Per Box	Packs Per Case	Case Weight
2 ea.	5	100	13

Items packed with screws where required

NOTE — Ordering unit is "Pack". Order packs in multiples of full box or full case quantities as indicated

VISUAL PACKED HARDWARE

CDW555J1, D3 CABINET HINGE

This semi-concealed colonial hinge in hammered antique copper or dead black finishes is packed with pyramid head screws



Quantity Per Pack	Packs Per Box	Packs Per Case	Case Weight
1 pr.	10	50	12

CDW856J1, D3 CABINET H-HINGE

This hammered colonial hinge for flush application is furnished in antique copper or dead black bonderized finishes with pyramid head screws



Quantity Per Pack	Packs Per Box	Packs Per Case	Case Weight
1 pr.	10	50	12

CDW856⅜J1, D3 CABINET H-HINGE

For ⅜" offset doors, bonderized dead black finish or antique copper. With pyramid head screws

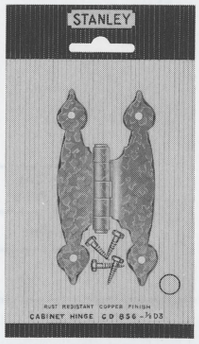

Quantity Per Pack	Packs Per Box	Packs Per Case	Case Weight
1 pr.	10	50	13

CDW1274J1, D3 CABINET PULL

Accurately designed from original patterns, this pull is offered in both antique copper or dead black bonderized finishes

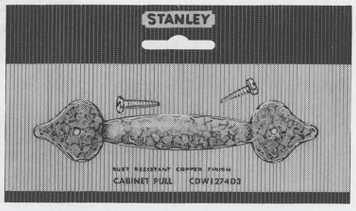

Quantity Per Pack	Packs Per Box	Packs Per Case	Case Weight
1 ea.	10	50	6

COLONIAL CABINET HARDWARE



Exquisitely designed early American cabinet hardware with rustic "spear-point" design in dead black or antique copper finishes

ASSORTMENT A-16B x R-16B

Weight 13 lbs., Width 17", Height 20"

5 pks. No. CDW555J1 Hinges
5 pks. No. CDW555D3 Hinges
5 pks. No. CDW856J1 H-Hinges
5 pks. No. CDW856D3 H-Hinges
5 pks. No. CDW856⅜ J1 H-Hinges
5 pks. No. CDW856⅜ D3 H-Hinges
5 pks. No. CDW1274J1 Pulls
5 pks. No. CDW1274D3 Pulls
5 pks. No. CDW4289J1—1¼" Knobs
5 pks. No. CDW4289D3—1¼" Knobs
1 each Uni-Rack Display

Items CD34, CDW857, CDW857⅜, CDW858, CDW858⅜ and CDW4476 formerly in A-16 x R-16 are available – see page 257

CDW4289J1 – 1¼", D3 – 1¼" CABINET KNOB

Pressure cast cabinet knob. Bonderized dead black or antique copper, hammered effect



Quantity Per Pack	Packs Per Box	Packs Per Case	Case Weight
1 ea.	10	50	6

Items packed with screws where required

NOTE – Ordering unit is "Pack". Order packs in multiples of full box or full case quantities as indicated

VISUAL PACKED HARDWARE

CONTEMPORARY CABINET HARDWARE



Cabinet hardware to match modern decor of contemporary homes. Finished in satin copper or bright chrome finishes

ASSORTMENT A-17B x R-17B

Weight 13 lbs., Width 16", Height 22"

5 pks. No. CD1527CM Hinges
5 pks. No. CD1527D4 Hinges
5 pks. No. CD4226CM Pulls
5 pks. No. CD4226D4 Pulls
5 pks. No. CD4228CM Knobs
5 pks. No. CD4228D4 Knobs
5 pks. No. CD4236CM Pulls
5 pks. No. CD4236D4 Pulls
5 pks. No. CD4237CM x J1 Pulls
5 pks. No. CD4237D4 x J1 Pulls
5 pks. No. CD4238CM Knobs
5 pks. No. CD4238D4 Knobs
1 each Uni-Rack Display

Items CD4230, CD4231, CD4234 and CD4235 are available — see page 259
Items CD35 and CD42 formerly in A-17xR-17 now in A-32xR-32 (page 256)

CD1527CM, D4 CABINET HINGES

Semi-concealed, well designed cabinet hinge for ¾" doors with ⅜" inset. Raised barrel allows door to open 180°, wrought steel finished in either satin copper or bright chromium

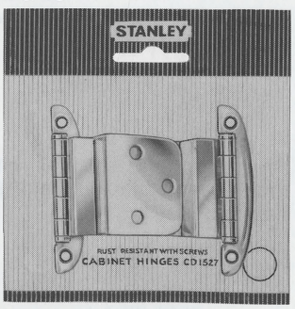

Quantity Per Pack	Packs Per Box	Packs Per Case	Case Weight
1 pr.	10	50	12

CD4226CM, D4 CABINET PULL

Concave pull 4¼" long with 3" spacing between screw holes. Satin copper or bright chrome finishes



Quantity Per Pack	Packs Per Box	Packs Per Case	Case Weight
1 ea.	10	50	6

CD4228CM, D4 CABINET KNOB — 1½" DIAM.

Modern concave knob with beveled edge. Finished in bright chrome or satin copper



Quantity Per Pack	Packs Per Box	Packs Per Case	Case Weight
1 ea.	10	50	6

CD4236CM, D4 CABINET PULL

Stylish contemporary pull 4⅝" long. Finished in bright chrome or satin copper



Quantity Per Pack	Packs Per Box	Packs Per Case	Case Weight
1 ea.	10	50	6

Items packed with screws where required

NOTE — Ordering unit is "Pack". Order packs in multiples of full box or full case quantities as indicated

CONTEMPORARY CABINET HARDWARE (Cont.)

CD4237CM x J1, D4 x J1 CABINET PULL WITH BLACK TRIM

Smart, decorative contemporary pull with black bases to highlight its stylish lines, 3⅝" long. Finished in bright chrome or satin copper



Quantity Per Pack	Packs Per Box	Packs Per Case	Case Weight
1 ea.	10	50	8

CD4238CM, D4 CABINET KNOB — 1½"

Contemporary brandywine styled knob. 1½" outside diameter. Finished in bright chrome or satin copper



Quantity Per Pack	Packs Per Box	Packs Per Case	Case Weight
1 ea.	10	50	9

CONTINUOUS HINGES
PLATED STEEL

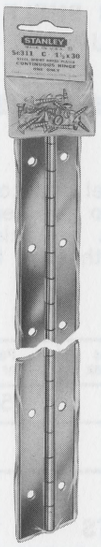

SC311C 1⅛"x30" or 1½"x30"
SC311N 1⅛"x30" or 1½"x30"

CONTINUOUS HINGES — Plated Steel Continuous hinges in two widths and two finishes, with screw holes spaced 2" apart. Can be cut easily to any desired length. Ideal for cabinet, chest, boating or furniture work. Precision made of wrought steel, bright brass or bright nickel finishes

Size	Quantity Per Pack	Packs Per Box	Case Weight
1⅛" x 30"	1 ea.	5	3
1½" x 30"	1 ea.	5	5



Wrought steel with steel pins. Both bright brass and nickel finish

ASSORTMENT A-18 x R-18

Weight 18 lbs., Width 9", Height 37"
5 No. SC311C — 1⅛" x 30" Continuous Hinges
5 No. SC311C — 1½" x 30" Continuous Hinges
5 No. SC311N — 1⅛" x 30" Continuous Hinges
5 No. SC311N — 1½" x 30" Continuous Hinges
1 ea. Uni-Rack Display

Items packed with screws where required

NOTE — Ordering unit is "Pack". Order packs in multiples of full box or full case quantities as indicated

VISUAL PACKED HARDWARE

CLOSET HARDWARE



Latest extension type closet bars, nylon glides, pole sockets and combination shelf and pole supports

ASSORTMENT A-19 x R-19

Weight 40 lbs., Width 13½", Height 51"

5 No. V7036N–18" Closet Bars
5 No. V7036N–30" Closet Bars
5 No. V7036N–48" Closet Bars
5 pks. No. V7039 Glides
5 pks. No. V7045K Combination Shelf and Pole Support
5 pks. No. CD7056 Pole Sockets
1 each Uni-Rack Display

*V7036N 18" – 30" – 48"



New, modern, 25% stronger than round bars. Easy one man installation. Adjustable within size ranges of each bar (48" extends to 72"). "Snap in" nylon glides optional. Steel, nickel plated for long life

*Pat. Number 3,051,318

Size	Extension	Quantity Per Pack	Packs Per Case	Case Weight
18"	18" to 30"	1 ea.	5	5
30"	30" to 48"	1 ea.	5	8
48"	48" to 72"	1 ea.	5	13

V7039 NYLON HANGER GLIDES



May be installed with simple snap of the thumb after the closet bar is installed to prevent "hanger-tangle." Made of nylon for smooth quiet operation

Quantity Per Pack	Packs Per Box	Packs Per Case	Case Weight
10 ea.	5	100	12

V7045K COMBINATION SHELF AND CLOSET POLE SUPPORT

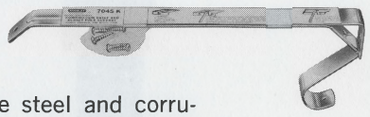

Made of heavy gauge steel and corrugated for extra strength to give necessary support to shelves and closet poles. Mounts to wall with extra long (2") screws

Quantity Per Pack	Packs Per Box	Packs Per Case	Case Weight
1 ea.	5	50	50

CD7056 POLE SOCKETS

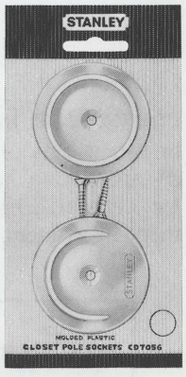

White reinforced plastic sockets accommodate wooden clothes poles up to 1⅜" in diameter. Single screw mounting. Simply break apart

Quantity Per Pack	Packs Per Box	Packs Per Case	Case Weight
1 set	5	100	12

Items packed with screws where required

NOTE – Ordering unit is "Pack". Order packs in multiples of full box or full case quantities as indicated

VISUAL PACKED HARDWARE

LATCHES, PULLS AND HANDLES

V1215 No. 1 FLUSH TRAP DOOR RING PULL



Heavy duty ring pull sets flush in trap or storage door, no projection into room or above floor level. Bright zinc plated

Catalog Number	Quantity Per Pack	Packs Per Box	Packs Per Case	Case Wt.
V1215K No. 1	1 ea.	5	100	46

V1260 No. 2 THUMB LATCH

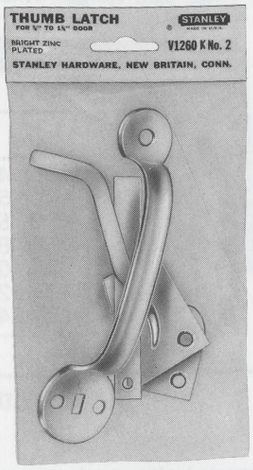

Heavy duty steel, bright zinc plated, this thumb latch for all doors from ⅝" to 1¾". Non-binding latch bar

Catalog Number	Quantity Per Pack	Packs Per Box	Packs Per Case	Case Wt.
V1260K No. 2	1 set	5	100	49

CD1205K 2¾" CHEST HANDLE



A strong, roomy handle for heavy duty chests, etc. Zinc plated on strong wrought steel

Quantity Per Pack	Packs Per Box	Packs Per Case	Case Weight
1 ea.	5	100	27



Sturdy, utilitarian hardware for odd jobs around the house and grounds

ASSORTMENT A-20 x R-20

Weight 10 lbs., Width 18", Height 14"

5 pks. No. CD479F Pulls
5 pks. No. CD482F No. 2 Door Pulls
5 pks. No. CD1205K 2¾" Chest Handles
5 pks. No. V1215K No. 1 Flush Ring Pulls
5 pks. No. V1260K No. 2 Door Thumb Latches
1 each Uni-Rack Display

CD479F PULL



Satin brass finish on wrought steel. This 4⅞" long pull ideally suited for screen doors, storm doors and drawers

Quantity Per Pack	Packs Per Box	Packs Per Case	Case Weight
1 ea.	5	100	11

CD482F No. 2 DOOR PULL

Steel, highly finished in satin brass. This pull designed for heavy service

Quantity Per Pack	Packs Per Box	Packs Per Case	Case Weight
1 ea.	5	100	24

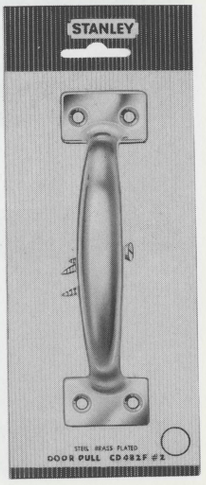

Items packed with screws where required

NOTE – Ordering unit is "Pack". Order packs in multiples of full box or full case quantities as indicated

VISUAL PACKED HARDWARE

SHELF BRACKETS



Rugged steel brackets stand up under heavy loads. Finished in baked gray enamel

ASSORTMENT A-21 x R-21

Weight 27 lbs., Width 17", Height 19"

2 pks. No. V794BG – 12" x 12" Brackets
5 pks. No. V796BG – 5" x 6" Brackets
5 pks. No. V796BG – 6" x 8" Brackets
5 pks. No. V796BG – 8" x 10" Brackets
5 pks. No. V796BG – 10" x 12" Brackets
2 pks. No. V796BG – 12" x 14" Brackets
1 each Uni-Rack Display

V794BG 12" x 12" FOLDING SHELF BRACKET

This steel bracket is finished in durable baked gray enamel. Self-locking, bracket will fold out of the way against the wall



Quantity Per Pack	Packs Per Box	Packs Per Case	Case Weight
1 ea.	2	20	25

V796BG SHELF BRACKET

Heavy gauge steel, deep channels for maximum strength. Wide size range. This bracket furnished in pleasing gray enamel

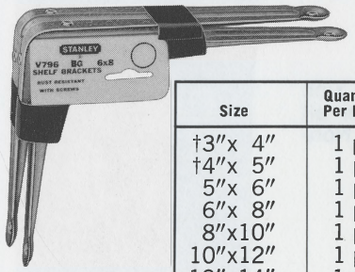

Size	Quantity Per Pack	Packs Per Box	Packs Per Case	Case Weight
†3"x 4"	1 pr.	2	100	26
†4"x 5"	1 pr.	2	100	34
5"x 6"	1 pr.	5	100	44
6"x 8"	1 pr.	5	50	31
8"x10"	1 pr.	5	50	52
10"x12"	1 pr.	5	50	62
12"x14"	1 pr.	2	20	41

†Not in current assortment

SECURITY BOLTS AND GUARDS



Assortment of rugged bolts and guards suited to large variety of applications

ASSORTMENT A-22B x R-22B

Weight 18 lbs., Width 16", Height 21½"

5 pks. No. CD379F–4" Surface Bolts
5 pks. No. CD379F–6" Surface Bolts
5 pks. No. CD1055F–4" Chain Door Bolts
5 pks. No. CD1056F–4" Foot Bolts
5 pks. No. CD1076F–2½" Barrel Bolts
5 pks. No. CD1078F–2½" Barrel Bolts
5 pks. No. CD1078F–3" Barrel Bolts
5 pks. No. CD1078F–4" Barrel Bolts
5 pks. No. CD7088F Chain Door Guards – Steel
5 pks. No. CD7088¼C Chain Door Guards – Solid Brass
1 each Uni-Rack Display

CD379F SURFACE BOLT

Wrought steel, finished in satin brass. These half round surface bolts have non-marring guides to insure easy operation and lasting beauty. Packed with 3 strikes for any application. For use on pairs of doors

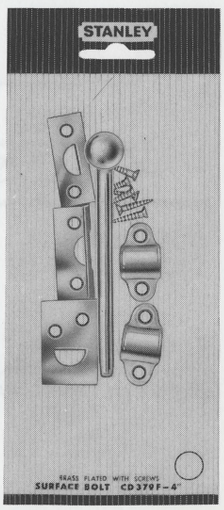

Size	Quantity Per Pack	Packs Per Box	Packs Per Case	Case Weight
4"	1 ea.	5	100	24
6"	1 ea.	5	100	44

Items packed with screws where required

NOTE – Ordering unit is "Pack". Order packs in multiples of full box or full case quantities as indicated

SECURITY BOLTS AND GUARDS (Cont.)

CD1055 CHAIN DOOR BOLT

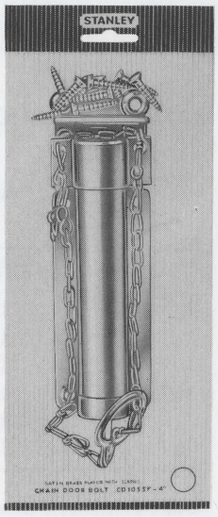

Heavy duty wrought steel with strong music wire spring for automatic latching. Furnished with surface and mortise strike, chain 24" long, bolt is reversible. Satin brass or bright zinc finish

Catalog Number	Quantity Per Pack	Packs Per Box	Packs Per Case	Case Weight
CD1055F–4"	1 ea.	5	50	36
†CD1055K–6"	1 ea.	5	50	57

†Not in current assortment

CD1056 FOOT DOOR BOLT

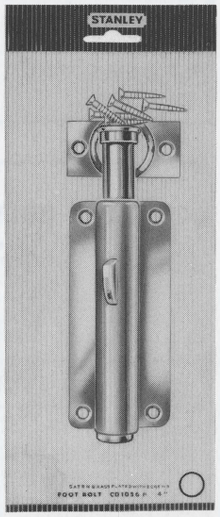

Weather resistant – satin brass or bright zinc finish on wrought steel. Release is easily operated by simple touch of foot. Heavy spring retracts bolt

Catalog Number	Quantity Per Pack	Packs Per Box	Packs Per Case	Case Weight
CD1056F–4"	1 ea.	5	50	30
†CD1056K–6"	1 ea.	5	50	49

†Not in current assortment

CD1076F 2½" BARREL BOLT



Steel, finished in satin brass. This small decorative bolt for windows and light doors with narrow stiles

Quantity Per Pack	Packs Per Box	Packs Per Case	Case Weight
1 ea.	5	100	20

CD1078F BARREL BOLT



Multi purpose door bolt for average weight doors etc. Accurately sized wrought steel finished in satin brass

Size	Quantity Per Pack	Packs Per Box	Packs Per Case	Case Weight
2½"	1 ea.	5	100	15
3"	1 ea.	5	100	19
4"	1 ea.	5	100	23

CD7088 CHAIN DOOR GUARD – Steel

CD7088¼ CHAIN DOOR GUARD – Brass

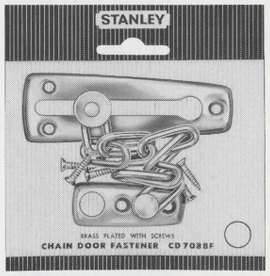

Free sliding chain door guard. Heavy steel chain insures protection. Steel plated in satin brass or solid brass in bright finish

Catalog Number	Quantity Per Pack	Packs Per Box	Packs Per Case	Case Weight
CD7088	1 ea.	5	100	23
CD7088¼	1 ea.	5	50	12

Items packed with screws where required

NOTE – Ordering unit is "Pack". Order packs in multiples of full box or full case quantities as indicated

VISUAL PACKED HARDWARE

TURNBUCKLES AND EYE BOLTS



ASSORTMENT A-23 x R-23

Weight 33 lbs., Width 15", Height 16"

TURNBUCKLES (EYE WITH EYE)

10 No. 8416K – 5/32" x 3 1/2" Turnbuckles
10 No. 8416K – 3/16" x 3 7/8" Turnbuckles
10 No. 8416K – 7/32" x 4 3/8" Turnbuckles
10 No. 8416K – 1/4" x 5 1/4" Turnbuckles
5 No. 8416K – 5/16" x 6 1/2" Turnbuckles
5 No. 8416K – 3/8" x 7 3/4" Turnbuckles

TURNBUCKLES (EYE WITH HOOK)

10 No. 8417K – 5/32" x 3 1/2" Turnbuckles
10 No. 8417K – 3/16" x 3 7/8" Turnbuckles
10 No. 8417K – 7/32" x 4 3/8" Turnbuckles
10 No. 8417K – 1/4" x 5 1/4" Turnbuckles
5 No. 8417K – 5/16" x 6 1/2" Turnbuckles
5 No. 8417K – 3/8" x 7 3/4" Turnbuckles

EYE BOLTS

20 No. 8413K – 3/16" x 2 1/2" Eye Bolts
20 No. 8413K – 1/4" x 2 5/8" Eye Bolts
20 No. 8413K – 1/4" x 3" Eye Bolts
20 No. 8413K – 1/4" x 4" Eye Bolts
20 No. 8413K – 5/16" x 3 1/4" Eye Bolts
20 No. 8413K – 5/16" x 4" Eye Bolts
10 No. 8413K – 3/8" x 4" Eye Bolts
10 No. 8413K – 3/8" x 6" Eye Bolts
10 No. 8413K – 3/8" x 8" Eye Bolts
1 each Uni-Rack Display

8416K TURNBUCKLES – EYE WITH EYE



Size	Quantity Per Pack	Packs Per Box	Packs Per Case	Case Weight
5/32" x 3 1/2"	1	10 ea.	200	10
3/16" x 3 7/8"	1	10 ea.	200	17
7/32" x 4 3/8"	1	10 ea.	200	23
1/4" x 5 1/4"	1	10 ea.	200	36
5/16" x 6 1/2"	1	5 ea.	100	30
3/8" x 7 3/4"	1	5 ea.	100	45

8417K TURNBUCKLES – EYE WITH HOOK

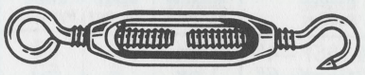

Size	Quantity Per Pack	Packs Per Box	Packs Per Case	Case Weight
5/32" x 3 1/2"	1	10 ea.	200	10
3/16" x 3 7/8"	1	10 ea.	200	17
7/32" x 4 3/8"	1	10 ea.	200	23
1/4" x 5 1/4"	1	10 ea.	200	35
5/16" x 6 1/2"	1	5 ea.	100	30
3/8" x 7 3/4"	1	5 ea.	100	43

8413K EYE BOLT



Size	Quantity Per Pack	Packs Per Box	Packs Per Case	Case Weight
3/16" x 2 1/2"	1	20 ea.	200	8
1/4" x 2 5/8"	1	20 ea.	200	10
1/4" x 3"	1	20 ea.	200	11
1/4" x 4"	1	20 ea.	200	13
5/16" x 3 1/4"	1	20 ea.	200	21
5/16" x 4"	1	20 ea.	200	23
3/8" x 4"	1	10 ea.	100	18
3/8" x 6"	1	10 ea.	100	23
3/8" x 8"	1	10 ea.	100	29

NOTE – Ordering unit is "Pack". Order packs in multiples of full box or full case quantities as indicated

VISUAL PACKED HARDWARE

CUP AND SHOULDER HOOKS

V8412 SHOULDER HOOKS

Size	Quantity Per Pack	Packs Per Box	Packs Per Case	Case Wt.
½″	5 ea.	20	200	4
⅝″	5 ea.	20	200	4
¾″	5 ea.	20	200	5
1″	3 ea.	20	200	6
1½″	2 ea.	20	200	8



V8481 CUP HOOKS

Size	Quantity Per Pack	Packs Per Box	Packs Per Case	Case Wt.
½″	6 ea.	20	200	4
⅝″	6 ea.	20	200	6
¾″	5 ea.	20	200	6
⅞″	4 ea.	20	200	7
1″	4 ea.	20	200	9
1¼″	2 ea.	20	200	7
1½″	2 ea.	20	200	10





Solid brass with protecting ferrules and sharp points

ASSORTMENT A-24 x R-24

Weight 9 lbs., Width 13″, Height 16″

SHOULDER HOOKS

20 pks. (5 in pk.) No. V8412—½″
20 pks. (5 in pk.) No. V8412—⅝″
20 pks. (5 in pk.) No. V8412—¾″
20 pks. (3 in pk.) No. V8412—1″
20 pks. (2 in pk.) No. V8412—1½″

CUP HOOKS

20 pks. (6 in pk.) No. V8481—½″
20 pks. (6 in pk.) No. V8481—⅝″
20 pks. (5 in pk.) No. V8481—¾″
20 pks. (4 in pk.) No. V8481—⅞″
20 pks. (4 in pk.) No. V8481—1″
20 pks. (2 in pk.) No. V8481—1¼″
20 pks. (2 in pk.) No. V8481—1½″

1 each Uni-Rack Display

DECORATOR SHELF BRACKETS AND SUPPORT STRIPS

ASSORTMENT A-25 x R-25

Weight 22 lbs., Width 12″, Height 27″

15 pks. No. V793F – 24″ Support Strips
5 pks. No. CD795F – 6″ Shelf Brackets
5 pks. No. CD795F – 8″ Shelf Brackets
5 pks. No. CD795F – 10″ Shelf Brackets
5 pks. No. V792F Shelf Clips
1 each Uni-Rack Display



Concealed-slot shelf support strips with brackets and clips

*V793F – 24″ SUPPORT STRIP



Clean, streamlined, attractively styled, decorator support strips with unique concealed slots. Slots provide shelf adjustment at 1″ intervals. Furnished in rich lustrous satin brass finish with special ornamental screws

Quantity Per Pack	Packs Per Box	Packs Per Case	Case Weight
1 ea.	5	100	43

*Pat. Number 3,136,520. Others pending

Items packed with screws where required

NOTE – Ordering unit is "Pack". Order packs in multiples of full box or full case quantities as indicated

VISUAL PACKED HARDWARE

DECORATOR SHELF BRACKETS AND SUPPORT STRIPS (Cont.)

*CD795F BRACKET



Contoured double brackets lock firmly at four points into support strip from both sides assuring firm double strength and broader shelf supporting surface. Bracket tip rounded for recessing in ¼" diameter hole to hold oversized shelves in place. Satin brass finish

Size	Quantity Per Pack	Packs Per Box	Packs Per Case	Case Wt.
6"	2 ea.	5	100	40
8"	2 ea.	5	100	60
10"	2 ea.	5	100	80

*Pat. Number 3,136,520
Others pending

**V792F SHELF SUPPORT CLIP



Used in place of brackets to support shelves at their ends inside bookcases, in window openings, etc.

Quantity Per Pack	Packs Per Box	Packs Per Case	Case Weight
8 ea.	5	100	20

**Pat. pending

CONTINUOUS HINGES — Solid Brass



Solid brass continuous hinges with solid brass pins. In bright brass and bright chrome finishes

ASSORTMENT A-26 x R-26

Weight 20 lbs., Width 9", Height 37"

5 No. SC311¼C — 1⅛" x 30" Continuous Hinges

5 No. SC311¼C — 1½" x 30" Continuous Hinges

5 No. SC311¼CM — 1⅛" x 30" Continuous Hinges

5 No. SC311¼CM — 1½" x 30" Continuous Hinges

1 Uni-Rack Display

SC311¼C—1⅛"x30" or 1½"x30"
SC311¼CM—1⅛"x30" or 1½"x30"



CONTINUOUS HINGES—Solid Brass

Solid brass continuous hinges in two popular widths and finishes, with screw holes spaced 2" apart. Can be cut to any desired length. Ideal for boating work or where a solid brass hinge is desirable. Bright brass or bright chrome finishes

Size	Quantity Per Pack	Packs Per Box	Packs Per Case	Case Wt.
1⅛"x30"	1 ea.	5	. .	4
1½"x30"	1 ea.	5	. .	5

Items packed with screws where required

NOTE — Ordering unit is "Pack". Order packs in multiples of full box or full case quantities as indicated

VISUAL PACKED HARDWARE

WOOD SCREWS

8405K – Flat Head Steel Wood Screws, bright zinc plated

Size	Quantity Per Pack	Packs Per Box	Packs Per Case	Case Wt.
½″x 4	34	10	200	13
½″x 6	32	10	200	16
¾″x 6	30	10	200	20
1″ x 6	24	10	200	21
¾″x 8	24	10	200	22
1″ x 8	22	10	200	27
1¼″x 8	18	10	200	25
1½″x 8	16	10	200	25
¾″x10	22	10	200	25
1″ x10	20	10	200	31
1¼″x10	16	10	200	29
1½″x10	14	10	200	29

8406K – Pan Head Steel Screws, bright zinc plated

Size	Quantity Per Pack	Packs Per Box	Packs Per Case	Case Wt.
½″x 6	24	10	200	16
¾″x 6	24	10	200	19
1″ x 6	20	10	200	19
¾″x 8	20	10	200	23
1″ x 8	18	10	200	25
1¼″x 8	14	10	200	23
1″ x10	14	10	200	26
1¼″x10	12	10	200	25

8407K – Round Head Steel Wood Screws, bright zinc plated

Size	Quantity Per Pack	Packs Per Box	Packs Per Case	Case Wt.
⅝″x 6	24	10	200	17
1″ x 6	20	10	200	18
¾″x 8	20	10	200	22
1″ x 8	20	10	200	25
1″ x10	18	10	200	31
1¼″x10	14	10	200	28

8408 – Flat Head Solid Brass Wood Screws

Size	Quantity Per Pack	Packs Per Box	Packs Per Case	Case Wt.
¾″x 6	12	10	200	12
1″ x 6	10	10	200	12
¾″x 8	10	10	200	13
1″ x 8	8	10	200	13



NEW RE-USABLE PACKAGE
Hangs on regular ⅛″ pegboard hooks. Screw types, sizes and quantities immediately visible at all times



In re-usable packages. 30 sizes. Zinc plated steel and solid brass wood screws

ASSORTMENT A-27 x R-27
Weight 36 lbs., Width 10½″, Height 23″
Assortment contains 10 packs of each of the 30 sizes and types – total 300 packs and Uni-Rack display

BOLTS AND NUTS





8420K – Flat Head Steel Bolts and Nuts, bright zinc plated

Size	Quantity Per Pack	Packs Per Box	Packs Per Case	Case Wt.
3/16″ x ½″	18	10	200	33
3/16″ x ¾″	16	10	200	35
3/16″ x1″	14	10	200	35
3/16″ x1½″	12	10	200	38
3/16″ x2″	8	10	200	32
¼″x ½″	10	10	200	36
¼″x ¾″	10	10	200	40
¼″x1″	8	10	200	38
¼″x1½″	8	10	200	45
¼″x2″	6	10	200	41

8421K – Round Head Steel Bolts and Nuts, bright zinc plated

Size	Quantity Per Pack	Packs Per Box	Packs Per Case	Case Wt.
3/16″ x ½″	18	10	200	35
3/16″ x ¾″	16	10	200	36
3/16″ x1″	14	10	200	37
3/16″ x1½″	12	10	200	39
3/16″ x2″	8	10	200	32
¼″x ½″	10	10	200	38
¼″x ¾″	10	10	200	43
¼″x1″	8	10	200	39
¼″x1½″	8	10	200	48
¼″x2″	6	10	200	43



NEW RE-USABLE PACKAGE
Hangs on regular ⅛″ pegboard hooks. Bolt types, sizes and quantities immediately visible at all times



Flat Head and Round Head steel bolts with square nuts in re-usable packages. Bright zinc plated. Selection of 20 sizes

ASSORTMENT A-28 x R-28
Weight 42 lbs., Width 8½″, Height 23″
Assortment contains 10 packs of each of the 20 sizes and types. Total 200 packs and Uni-Rack display

NOTE – Ordering unit is "Pack". Order packs in multiples of full box or full case quantities as indicated

VISUAL PACKED HARDWARE

GIANT HANGERS*



*Pat. pending

Bright zinc plated. Clip over 1" x 4" board. Holds garden equipment, ladders, etc. Six basic shapes, plus 2 sizes of shelf brackets. No tools needed for installation



2" single hook
curved end
no. 8502K

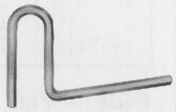

3" single hook
straight end
no. 8501K

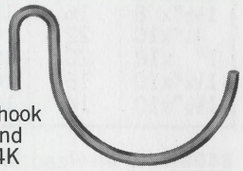

4" single hook
curved end
no. 8504K

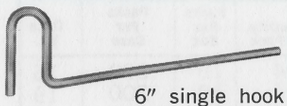

6" single hook
straight end
no. 8503K



6" double hook
straight end, tilted toe
no. 8506K

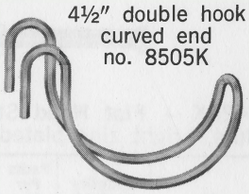

4½" double hook
curved end
no. 8505K

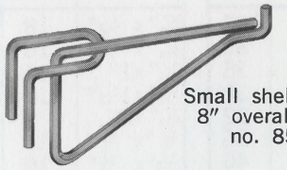

Small shelf bracket
8" overall length
no. 8507K

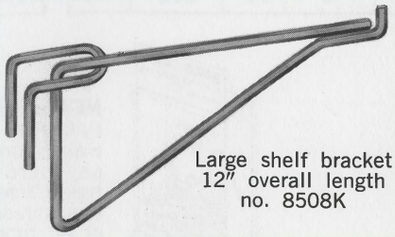

Large shelf bracket
12" overall length
no. 8508K

ASSORTMENT A-29 x R-29

Weight 31 lbs., Width 12", Height 30". Contains one box each of the following and Uni-Rack display

Catalog Number	Quantity Per Box	Quantity Per Case	Case Weight (lbs.)
8501K	20	200	19
8502K	20	200	18
8503K	20	200	26
8504K	20	200	26
8505K	10	100	27
8506K	10	100	27
8507K	10	100	32
8508K	10	100	42
**V8500	5 (pks.)	50 (pks.)	53

**V8500K – BAG ASSORTMENT

Contains 3 each 8501K, 3 each 8502K, 2 each 8503K, 2 each 8504K



V8500 bag assortment contains:
3 each 8501K – 3"
3 each 8502K – 2"
2 each 8503K – 6"
2 each 8504K – 4"

NOTE – Ordering unit is "Pack". Order packs in multiples of full box or full case quantities as indicated

VISUAL PACKED HARDWARE

REVERSIBLE SHELF BRACKETS*

Wrought steel, black lacquer finish V791J2

For installation above or below the shelf. Either arm of bracket can be attached to wall. Attractive scroll design for single shelf installations. Brackets act as book ends when installed above shelf

Sizes designed for use with standard lumber widths

One pair in a pack, with screws



Size (inches)	Quantity Per Pack	Packs in Box	Packs in Case	Case Weight
3½x 4½	1 pr.	5	25	9½
5½x 7½	1 pr.	5	25	24
9½x11¼	1 pr.	. .	5	11

*Pat. pending



ASSORTMENT A-30 x R-30

Weight 20 lbs., Width 10", Height 24"
5 pks. No. V791J2 3½" x 4½" Shelf Brackets
5 pks. No. V791J2 5½" x 7½" Shelf Brackets
5 pks. No. V791J2 9½" x 11¼" Shelf Brackets
1 each Uni-Rack display

Wrought steel, goldtone lacquer finish V791FL

For installation above or below the shelf. Either arm of bracket can be attached to wall. Attractive scroll design for single shelf installations. Brackets act as book ends when installed above shelf

Sizes designed for use with standard lumber widths

One pair in a pack, with screws



Size (inches)	Quantity Per Pack	Packs in Box	Packs in Case	Case Weight
3½x 4½	1 pr.	5	25	9½
5½x 7½	1 pr.	5	25	24
9½x11¼	1 pr.	. .	5	11



ASSORTMENT A-31 x R-31

Weight 20 lbs., Width 10", Height 24"
5 pks. No. V791FL 3½" x 4½" Shelf Brackets
5 pks. No. V791FL 5½" x 7½" Shelf Brackets
5 pks. No. V791FL 9½ x 11¼" Shelf Brackets
1 each Uni-Rack display

Items packed with screws where required

NOTE — Ordering unit is "Pack". Order packs in multiples of full box or full case quantities as indicated

VISUAL PACKED HARDWARE

CABINET CATCHES



An assortment of mechanical and magnetic catches to meet requirements of any cabinet door installation

ASSORTMENT A-32 x R-32

Weight 4 lbs., Width 15", Height 7"

5 pks. No. CD35K Catches
5 pks. No. CD41ALD Catches
5 pks. No. CD42K Catches
5 pks. No. CD46ALD Catches
1 each Uni-Rack Display

CD35K CABINET CATCH

Steel, zinc finish, double rubber rollers insure a smooth operation – tight fit. Elongated screw holes for easy installation

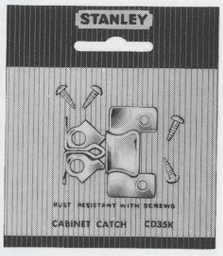

Quantity Per Pack	Packs Per Box	Packs Per Case	Case Weight
1 ea.	10	50	5

CD41ALD MAGNETIC CATCH

Shatterproof impregnated rubber magnet. Automatically adjusts for warping or shrinking of door. Minimum protrusion from shelf or frame. Aluminum case with zinc plated steel strike



Quantity Per Pack	Packs Per Box	Packs Per Case	Case Weight
1 ea.	10	50	7

CD42 MAGNETIC CATCH

For lipped or flush doors, plastic case blends well with most finishes



Quantity Per Pack	Packs Per Box	Packs Per Case	Case Weight
1 ea.	10	50	5

CD46ALD MAGNETIC CATCH

Accommodates entire range of cabinet door applications. Impregnated rubber magnet is shatterproof and withstands rugged use. Floating action of magnet and pole piece assures perfect alignment with strike



Quantity Per Pack	Packs Per Box	Packs Per Case	Case Weight
1 ea.	10	50	5

SEE PAGES 257-259 FOR VISUAL PACKED ITEMS AVAILABLE FOR PREVIOUS UNI-RACK DISPLAYS

Items packed with screws where required

NOTE – Ordering unit is "Pack". Order packs in multiples of full box or full case quantities as indicated

VISUAL PACKED HARDWARE

OTHER VISUAL PACKED ITEMS NOT CURRENTLY INCLUDED IN UNI-RACK ASSORTMENTS*

CD26C ADJUSTABLE ROLLER CATCH



Steel, brass plated, nylon roller for long life. For use on interior doors and cabinets

Quantity Per Pack	Packs Per Box	Packs Per Case	Case Wt.
1 ea.	5	50	5

CD34K CABINET CATCH

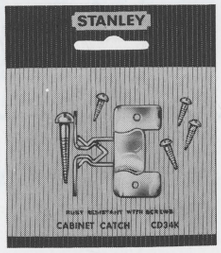

Steel, zinc plated, for all cabinet doors. Elongated screw holes in catch for easy adjustment. Jaws adjust automatically for normal wood shrinkage

Quantity Per Pack	Packs Per Box	Packs Per Case	Case Wt.
1 ea.	5	100	10

*Formerly on Uni-Rack display A-16 x R-16

CD37K CABINET CATCH



Tempered steel strike. Marking rings on strike locate screw holes automatically. Bright zinc plated

Quantity Per Pack	Packs Per Box	Packs Per Case	Case Wt.
1 ea.	5	100	5

CD205K "SURE GRIP" HOLDER



Wrought steel with rubber grip. Mounted on wall, will hold papers, charts, towels, hats, etc. Zinc plated, rust resistant

*Formerly on Uni-Rack display A-11 x R-11

Quantity Per Pack	Packs Per Box	Packs Per Case	Case Wt.
1 ea.	5	100	12

CDW857J1, D3 CABINET H-HINGE

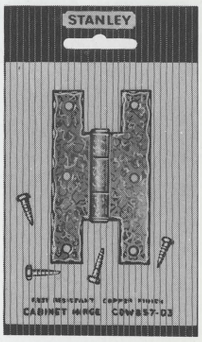

This hammered colonial hinge for flush application is furnished in antique copper or dead black bonderized finishes with pyramid head screws

Quantity Per Pack	Packs Per Box	Packs Per Case	Case Wt.
1 pr.	5	100	25

*Formerly on Uni-Rack display A-16 x R-16

CDW857⅜J1, D3 CABINET H-HINGE

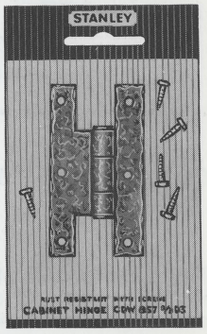

For ⅜" offset doors, bonderized dead black finish or antique copper. With pyramid head screws

Quantity Per Pack	Packs Per Box	Packs Per Case	Case Wt.
1 pr.	5	100	26

*Formerly on Uni-Rack display A-16 x R-16

CDW858J1, D3 HL-CABINET HINGES

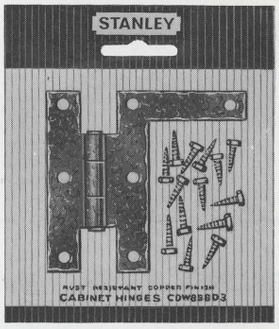

For flush doors, packed 1 right hand, 1 left hand. Proportions carefully held to original design with hammered effect. Antique copper or dead black bonderized finish. With pyramid head screws

Quantity Per Pack	Packs Per Box	Packs Per Case	Case Wt.
1 pr.	5	100	29

*Formerly on Uni-Rack display A-16 x R-16

CDW858⅜J1, D3 HL-CABINET HINGE



Adapted for ⅜" offset doors, packed 1 right hand, 1 left hand. Bonderized dead black or antique copper finishes Packed with pyramid head screws

Quantity Per Pack	Packs Per Box	Packs Per Case	Case Wt.
1 pr.	5	100	30

*Formerly on Uni-Rack display A-16 x R-16

Items packed with screws where required

NOTE – Ordering unit is "Pack". Order packs in multiples of full box or full case quantities as indicated

VISUAL PACKED HARDWARE

OTHER VISUAL PACKED ITEMS NOT CURRENTLY INCLUDED IN UNI-RACK ASSORTMENTS*

CD1527K CABINET HINGE

Semi-concealed hinges for ¾" doors with ⅜" inset. Raised barrel to allow door to open 180°, zinc plated

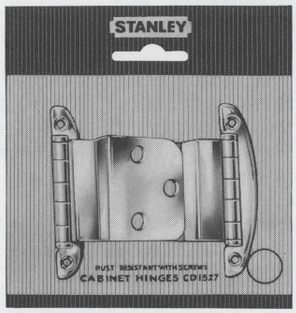

Quantity Per Pack	Packs Per Box	Packs Per Case	Case Weight
1 pr.	5	100	22

CD1529K CABINET HINGE

Full surface cabinet hinge for ⅜" lipped doors. Finely embossed and bright zinc plated

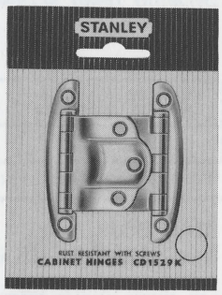

Quantity Per Pack	Packs Per Box	Packs Per Case	Case Weight
1 pr.	5	100	18

CD1539K CABINET HINGE

For flush door application with space saving narrow jamb leaf. Wrought steel, zinc plated

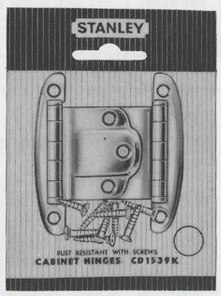

Quantity Per Pack	Packs Per Box	Packs Per Case	Case Weight
1 pr.	5	100	17

V1280F SCREEN AND STORM DOOR LATCH

This easily installed, free acting, self latching bolt operates with either push or pull action. No mortise required. Non-lockout feature. Made of steel finely finished in satin brass



Quantity Per Pack	Packs Per Box	Packs Per Case	Case Weight
1 set	5	50	30

*Formerly on Uni-Rack display A-4 x R-4

CD1727K SASH ADJUSTER SET

Adjustable friction unit gives positive, non-rattling action holding the sash in any position. Easily disengaged for sash removal. Packed with pull handle and finished in rust resistant zinc

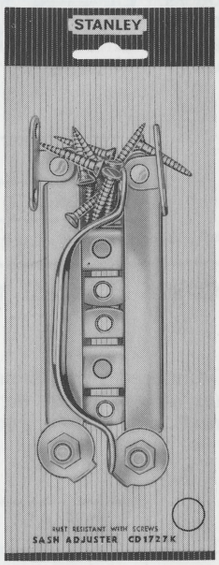

Quantity Per Pack	Packs Per Box	Packs Per Case	Case Weight
1 set	5	100	62

*Formerly on Uni-Rack display A-4 x R-4

4106K LINE PULLEY

Zinc plated steel with brass bushing and stainless steel axle. Rust and weather resistant for long life



Quantity Per Pack	Packs Per Box	Packs Per Case	Case Weight
1 ea.	5	50	30

Items packed with screws where required

NOTE – Ordering unit is "Pack". Order packs in multiples of full box or full case quantities as indicated

VISUAL PACKED HARDWARE

OTHER VISUAL PACKED ITEMS NOT CURRENTLY INCLUDED IN UNI-RACK ASSORTMENTS*

CD4230D4 x J1, CM x J1 CABINET KNOB 1¾" DIAM.



Modern, smart looking ring knob. Satin copper or chrome plate relieved in dead black

Quantity Per Pack	Packs Per Box	Packs Per Case	Case Weight
1 ea.	5	100	10

*Formerly on Uni-Rack display A-17 x R-17

CD4231D4 x J1, CM x J1 CABINET PULL



Ring pull 4⅜" long. Offered in satin copper or chromium relieved in dead black

Quantity Per Pack	Packs Per Box	Packs Per Case	Case Weight
1 ea.	5	100	17

*Formerly on Uni-Rack display A-17 x R-17

CD4234D4, CM — 1½" — 2" CABINET KNOB



A highly styled contemporary knob 1½" or 2" sizes in satin copper or chromium plate

Size	Quantity Per Pack	Packs Per Box	Packs Per Case	Case Weight
1½"	1 ea.	5	100	12
2"	1 ea.	5	100	19

*Formerly on Uni-Rack display A-17 x R-17

CD4235D4, CM CABINET PULL



Contemporary pull 4⅛" long. This smart looking pull in satin copper or bright chrome

Quantity Per Pack	Packs Per Box	Packs Per Case	Case Weight
1 ea.	5	100	22

*Formerly on Uni-Rack display A-17 x R-17

CD4465K CABINET PULL



Wrought steel, plated with bright zinc. This gracefully shaped pull is 4⅝" long

Quantity Per Pack	Packs Per Box	Packs Per Case	Case Weight
1 ea.	5	100	14

CDW4476J1 — 1⅛", D3 — 1⅛" CABINET KNOB



Wrought steel cabinet knob for doors or drawers ¾" to 1⅛" thick. Bonderized dead black or antique copper, hammered effect

Quantity Per Pack	Packs Per Box	Packs Per Case	Case Weight
1 ea.	5	100	15

*Formerly on Uni-Rack display A-16 x R-16

CD7086F DOOR STOP

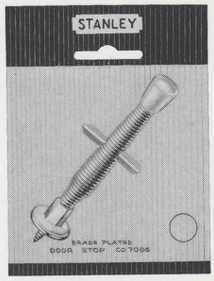

Spring type door stop with sharply pointed drive screw and stud. Finished in satin brass

Quantity Per Pack	Packs Per Box	Packs Per Case	Case Weight
1 ea.	5	100	10

*Formerly on Uni-Rack display A-11 x R-11

CD7089F CLOSET BAR BRACKETS

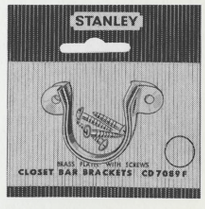

Wrought steel, brass plated for wood closet poles 1 inch diameter

Quantity Per Pack	Packs Per Box	Packs Per Case	Case Weight
1 pr.	5	100	12

Items packed with screws where required

NOTE — Ordering unit is "Pack". Order packs in multiples of full box or full case quantities as indicated

(At the present time
this is a blank page)

NEW PRODUCTS



THE HEINN CO.

6293

STANLEY HARDWARE