THE SHELBY SPRING HINGE COMPANY

CATALOG 31

SHELBY, OHIO







THE SHELBY SPRING HINGE CO.

H.W. STEELE, PRES'T. & GEN'L MGR. ROY J. SNYDER, SEC'Y. L.D. MALONE, TREAS. & GEN'L SUPT.

MANUFACTURERS

DOUBLE AND SINGLE ACTING CHECKING HINGES AND A COMPLETE LINE OF BUILDERS' HARDWARE SPECIALTIES.

OFFICE AND FACTORY

SHELBY, OHIO, U.S.A.

October 7, 1932.

R. P. Raymond,
Middletown, Pa.

Dear Sir:

We have your card of the 5th, and have mailed you under separate cover our No. 31 catalog and inclosing you a net price sheet applying to same.

You will note the various types and finishes of letter box plates are shown on Pages 133 and 134. We do not manufacture them in cast metal but make a large line of them in wrought steel as well as brass and bronze.

The net price sheet will enable you to select what you may be in need of and same will have our prompt attention.

Yours very truly,
THE SHELBY SPRING HINGE CO.

H W Steele

HWS:ZW

"SHELBY"

GENERAL HARDWARE CATALOG

Catalog No. 31

The Shelby Spring Hinge Company
Shelby, Ohio, U. S. A.

Manufacturers of

"Shelby" Checking Floor Hinges
"Chief" Double-Acting Floor Hinges
Spring Butts
Screen Door Hinges
Screen Window Hangers
Garage Door Bolts and Holders
Screen and Garage Door Braces
Window Hardware
Builders' Hardware Specialties



ORIGINAL FACTORY 1898



THE Shelby Spring Hinge Company began operations in the year 1898 in the small building shown above with a factory force of but two men. Since that time by marketing a quality product, at a fair price, we have been able to carry out a conservative building program until today we have a modern plant with nearly one hundred thousand square feet of floor space and equipped with the latest machinery for the manufacture of Builders' Hardware.

The Shelby Spring Hinge Co.

FOREWORD

Catalog:

We take pleasure in presenting our new General Catalog No. 31, and this will supersede all other issues.

We have followed the same general order as our No. 29 in size and arrangement and have made many additions to our line, adding 26 pages to the size of our catalog.

Checking Hinges:

The most outstanding additions are in the Checking Hinge section, Pages 44 to 80, as we have added five new numbers and improved our descriptive matter.

Our line of Checking Hinges now comprises the compression and torsion spring type and we are now offering a Checking Hinge to meet every need of controlled doors.

Numbering System:

In our system of numbering we use figures for the Article, Finish, Size and Style. Each Article has a serial number carrying through the entire list of finishes. The next is the finish number and the last the style or size number. For example: The first item in this book on Page 10, Round Casement Window Adjusters, the serial number is 21 and if it is desired to order this article in dull brass finish you would specify 21 26 and either 8, 10, 12 or 15, according to the size wanted, and the number should be read as follows:

21 26 10

You will find this system running through the book and when one is familar with the serial number and fiinish number you will find no difficulty in ordering the correct type, finish and size and eliminating errors in ordering, which always make confusion in shipment.

Appreciation:

We take this occasion to thank our friends and customers for their patronage and cooperation, which has extended over a period of years, and we are proud to say that we carry on our books the names of many well known Hardware Concerns, whom we have had the pleasure of serving since we first began to manufacture, more than thirty years ago.

We feel that our new catalog will present our line in a better way to our friends, old and new, and we shall endeavor to give satisfactory service and prompt shipment together with good hardware and so prove ourselves worthy of continued and increased patronage.

GENERAL INDEX

Page

A

Adjusters, Casement Window 10–11
Adjusters, Storm Sash and Window 11
Adjusters, Window Stop 148–149
Adjustable Screen Door Hinges 86–87–90–91

B

Bar, Closet Hanger 24
Bar, Sash Lifts, Cast 125
Bar Sash Lifts, Round.....125
Bar Sash Lifts, Wrought 126
Barn Door Pulls 128
Barrel Bolts 12–13
Bars, Push 25
Base Knobs 26–27–28–29
Basement Window Bolts 13
Basement Window Sets ...139–140–141–142
Bathroom Hooks 115
Bolts, Barrel 12–13
Bolts, Basement Window 13
Bolts, Chain 16–18
Bolts, Door 12–13–14
Bolts, Foot 15–17
Bolts, Garage Door 22
Bolts, Half Round Surface 21
Bolts, Knob Flush 19
Bolts, Mortise Door 14
Bolts, Sunk Flush.....20
Box Pulls 129
Braces, Garage Door 22
Braces, Screen Door.....23
Bumpers, Door 28
Butt Hinges.....96–98
Butterfly Hinges 98
Butts, Spring.....84–85
Buttons, Turn 142

C

Cabinet Latch 32
Cabinet Pulls 129
Cabinet Sets 143–144–145
Card Holders.....104–105–106
Casement Window Fasteners .....
38–39–40–41–42–43
Casement Window Fasteners, Cast Base ..37
Cast Cabinet Pulls 130
Cast Door Pulls 127
Catches, Cupboard 33
Catches, Elbow 31
Catches, Friction 30–31
Catches, Screen Door 31
Catches, Transom 34
Ceiling Hooks, Cast 115
Ceiling Hooks, Wire.....111
Chain Bolts 16–18
Chains, Transom 35
Checks, Screen Door 36
Checking Floor Hinges, Double Acting
Nos. 10, 11, 010, 011 48
Checking Floor Hinges, Double Acting
Gate Nos. G10, G11, G010, G011 52

Page

Checking Floor Hinges, Double Acting
Nos. 16, 17 54
Checking Floor Hinges, Single Acting
Nos. 12, 13 58
Checking Floor Hinges, Single Acting
Nos. 14,15 63
Checking Floor Hinges, Single Acting
No. C13 67
Checking Floor Hinges, Single Acting
Gate, No. GC13 67
Checking Floor Hinges, Single Acting
Nos. C14, C15.....69
Checking Floor Hinges, Single Acting
Nos. 18, 19 72
Checking Floor Hinges, Single Acting,
Nos. C18, C19.....75
Chest Handles 116
Closet Hanger Bar 24
Coat and Hat Hooks, Cast 114
Coat and Hat Hooks, Wire 111
Cupboard Catches 33
Cupboard Turns 146–147

D

Door Bolts 12–13–14
Door Bolts, Garage 22
Door Bolts, Mortise 14
Door Braces 23
Door Braces, Garage 22
Door Bumpers 28
Door Checks, Screen 36
Door Holders 108–109–110
Door Holders, Garage 108
Door Knobs.....120
Door Pulls, Barn 128
Door Pulls, Cast 127
Door Pulls, Screen 130
Door Stay and Holder 78–80
Double Acting Checking Floor Hinges
Nos. 10, 11, 010, 011 48
Double Acting Checking Gate Hinges
Nos. G10, G11, G010, G011 52
Double Acting Checking Floor Hinges
Nos. 16, 17 54
Double Acting Floor Hinges.....83–84
Double Acting Overhead Door Check
and Floor Hinge.....81
Double Hall Hooks.....113
Double Acting Spring Butt Hinges 85
Drawer Pulls 131–132

E

Elbow Catches 31
Escutcheon Plates 120
Eyes Only, Screen Hangers.....102–103

F

Fasteners, Casement Window .....
.....38–39–40–41–42–43
Fasteners, Casement Window, Cast Iron
Base 37
Fasteners, Sash 121
Finger Pulls 130

GENERAL INDEX—*Continued*

Page

Flush Bolts 19–20
Flush Lifts, Sash 123–124
Foot Bolts 15–17
French Window Catches 33
Friction Catches 30–31

G

Garage Door Braces 22
Garage Door Bolts 22
Garage Door Holder 108
Gate Hinges, Double Acting Checking Nos. G10, G11, G010, G011 52
Gate Hinges, Single Acting Checking No. GC13.....67
Gate Hooks and Eyes 111

H

Hanger Bar, Closet 24
Half Round Surface Bolts 21
Hall Hooks, Double 113
Hall Hooks, Single 112
Handles, Chest 116
Hangers, Storm Window and Screen 103
Hangers, Window Screen 102
Hinges, Butt 96–98
Hinges, Butterfly 98
Hinges, Double Acting Checking Floor Nos. 10, 11, 010, 011 48
Hinges, Double Acting Checking Gate Nos. G10, G11, G010, G011 52
Hinges, Double Acting Checking Floor Nos. 16, 17 54
Hinges, Single Acting Checking Floor Nos. 12, 13 58
Hinges, Single Acting Checking Floor Nos. 14,15 63
Hinges, Single Acting Checking Floor No. C13 67
Hinges, Single Acting Checking Gate No. GC13 67
Hinges, Single Acting Checking Floor Nos. C14, C15.....69
Hinges, Single Acting Checking Floor Nos. C14, C15.....69
Hinges, Single Acting Checking Floor Nos. 18, 19 72
Hinges, Single Acting Checking Floor Nos. C18, C19.....75
Hinges, Ornamental Surface 99–100–101
Hinges, Show Case 97
Hinges, Adjustable Screen Door.86–87–90–91
Hinges, Davis Screen Door 89
Hinges, Massive Screen Door.....88
Hinges, No. 85 00 1 Series, Screen Door..92
Hinges, No. 86 00 1 Series, Screen Door..93
Hinges, No. 87 00 1 Series, Screen Door..94
Hinges, No. 88 00 0 Series, Cast Screen Door 96
Hinges, Cast Iron Double Acting Screen Door 96
Holders, Card 104–105–106
Holders, Door 108–109–110

Page

Holders, Garage Door 108
Holders, Toilet Paper 107
Holder and Stay, Door 78–80
Hooks, Bathroom 115
Hooks, Cast Ceiling 115
Hooks, Cast Wardrobe 114
Hooks, Double Hall 113
Hooks, Single Hall 112
Hooks and Eyes, Gate.....111
Hook Sash Lifts, Bevel Edge 122
Hooks, Wire Ceiling.....111
Hooks, Wire Coat and Hat 111

J

Jamb Plates.....82

K

Knob Bolts 19
Knobs, Door 120

L

Latch Cabinet, ...32
Latches, Mortise Knob 117
Latches, Mortise Screen Door 118
Latches, Rim Screen Door 119
Latches, Thumb 117
Letter Box Plates 133
Lifts, Bevel Edge Hook Sash 122
Lifts, Cast Bar 125
Lifts, Flush Sash 123–124
Lifts, Round Bar Sash.....125
Lifts, Wrought Bar Sash 126
Lock, and Lift Sash 122
Locks, Sash 121
Loose Pin Screen Door Hinge Sets 95

M

Mail Box Plates 134
Mortise Door Bolts 14
Mortise Knob Latch 117
Mortise Knob Latch Sets 117
Mortise Screen Door Latch Sets 118

P

Paper Holders, Toilet 107
Perfection Door Springs 150
Plates, Escutcheon 120
Plates, Jamb, Floor Hinges 82
Plates, Letter Box 133
Plates, Mail Box 134
Plates, Pull 137–138
Plates, Push 135–136
Plates, Screen Door Pull 128
Pulls, Barn Door 128
Pulls, Box 129
Pulls, Cabinet 129
Pulls, Cast Cabinet 130
Pulls, Cast Door 127
Pulls, Drawer 131–132
Pulls, Finger 130
Pulls, Screen Door 130
Pull Plates 137–138
Push Plates 135–136

Q

Quick Tension Door Braces 23

GENERAL INDEX—*Continued*

Page

R

Rim Screen Door Latch Sets 119
Round Bar Lifts 125

S

Sash Lifts, Bar 126
Sash Lifts, Flush 123–124
Sash Lifts, Hook 122
Sash Lifts, Round Bar 125
Sash Lifts and Locks 122
Sash Locks 121
Screen Door Braces 23
Screen Door Friction Catch 31
Screen Door Checks 36
Screen Door Hinges, Adjustable 86–87–90–91
Screen Door Hinges, Davis 89
Screen Door Hinges, Double Acting, Cast 96
Screen Door Hinges, Massive 88
Screen Door Hinges, No. 87 00 1 Series ..94
Screen Door Hinges, No. 86 00 1 Series ..93
Screen Door Hinges, No. 85 00 1 Series ..92
Screen Door Hinges, Cast No. 88 00 0 Series 96
Screen Door Latch Sets 118–119
Screen Door Pull Plates 128
Screen Door Pulls 130
Screen Door Push Bars 25
Screen Hangers, Window 102–103
Sets, Basement Window ...139–140–141–142
Sets, Cabinet 143–144–145
Sets, Mortise Latch 117
Sets, Mortise Screen Latch 118
Sets, Rim Screen Latch 119
Sets, Davis Screen Door Hinges 89
Sets, Loose Pin Screen Door Hinge 95
Sets, Massive Screen Door Hinge 88
Sets, No. 87 00 1S Screen Door Hinge ...94
Sets, No. 86 00 1S Screen Door Hinge 93
Sets, No. 85 00 1S Screen Door Hinge ...92
Sets, No. 88 00 0S Cast Screen Door Hinge 96
Showcase Hinges 97

Page

Single Acting Checking Floor Hinges Nos. 12, 13 58
Single Acting Checking Floor Hinges Nos. 14 ,15 63
Single Acting Checking Floor Hinges No. C13 67
Single Acting Checking Gate Hinges No. GC13 67
Single Acting Checking Floor Hinges Nos. C14, C15 69
Single Acting Checking Floor Hinges Nos. 18, 19 72
Single Acting Checking Floor Hinges Nos. C18, C19 75–84
Single Acting Spring Butt Hinges 112
Single Hall Hooks 84–85
Spring Butt Hinges 150
Springs, Perfection Door 78–80
Stay and Holder, Door 148–149
Stop Adjusters, Window 148
Stop Screws and Washers, Window 11
Storm Sash Adjusters and Fasteners 103
Storm Window and Screen Hangers 20
Sunk Flush Bolts 21
Surface Bolts, Half Round 99–100–101
Surface Hinges, Ornamental ....

T

Toilet Paper Holders 107
Transom Catches 34
Transom Chains 35
Thumb Latches 117
Turn Buttons 142
Turns, Cupboard 146–147

U

Universal Door Holders 108

W

Washers and Screws, Window Stop 148
Window Sets, Basement ...139–140–141–142
Window Stop Adjusters 149
Window Screen Hangers 102–103
Window Stop Screws and Washers 148
Wire Ceiling Hooks 111
Wire Coat and Hat Hooks 111

NUMERICAL INDEX

Serial Number	Page Number
Perfection Spring	
1	150
Gate Hook	
1½	111
Perfection Spring	
2	150
Gate Hook	
2½	111
Perfection Spring	
3	150
4	150
5	150
6	150

Serial Number	Page Number
Checking Floor Hinges	
10	48
010	48
G10	52
G010	52
11	48
011	48
G11	52
G011	52
12	58
13	58
C13	67

Serial Number	Page Number
GC13	67
14	63
C14	69
15	63
C15	69
16	54
17	54
18	72
C18	75
19	72
C19	75
Screen Door Check	
555	36

Serial Number	Page Number
Door Stay & Holder	
9 00	80
Cast D A Hinge	
18 12	96
Eclipse D A Hinge	
E 00 2	84
Shelby Chief D A Hinge	
2 00 2	83
2 00 4	83
2 00 6	83

NUMERICAL INDEX—*Continued*

Serial Number	Page Number
Overhead Check & Floor Hinge	
3 00 2	81
3 00 4	81
3 00 6	81
Garage Door Holder	
30 12	108
Window Screen Adjuster	
31 12	11
Drawer Pull	
4 00 1	131
4 00 2	131
4 00 3	132
4 00 4	132
4 00 5	132
Barn Door Pull	
5 00 1	128
5 00 2	128
5 00 3	128
Pulls	
6 00 1	129
6 00 2	129
6 00 3	129
6 00 4	130
6 00 5	130
Finger Pull	
6 00 6	130
Cast Iron Hooks	
8 00 1	112
8 00 2	113
8 00 3	114
8 00 4	114
8 00 5	115
Bath Room Hook	
8 00 6	115
Transom Chain	
9 00 9	35
Base Knobs	
10 00 0	26
10 00 1	26
10 00 2	27
10 00 3	27
10 00 4	27
10 00 5	28
10 00 6	28
10 00 7	28
10 00 8	29
10 00 9	29
Mortise Door Bolts	
11 00 1	14
11 00 2	14
Barrel Bolts	
12 00 2½	12
12 00 3	12
12 00 4	12
12 00 5	12
12 00 6	12
Foot Bolts	
13 00 2	15
13 00 4	15
13 00 6	15
13 00 8	15
Chain Bolts	
14 00 2	16
14 00 4	16
14 00 6	16
14 00 8	16
Knob Flush Bolts	
15 00 6	19
15 00 9	19
Narrow Knob Flush Bolts	
16 00 2	19
16 00 3	19
16 00 4	19
16 00 6	19
Narrow Sunk Flush Bolts	
17 00 4	20
17 00 6	20
Heavy Foot Bolts	
18 00 3	17
18 00 6	17
18 00 8	17
018 00 6	17
Heavy Chain Bolts	
19 00 3	18
19 00 6	18
19 00 8	18
Heavy Barrel Bolts	
20 00 4	13
20 00 6	13
Casement Window Adjuster	
21 00 8	10
Transom Chains	
24 00 9	35
Basement Window Bolt	
25 00 1	13
25 00 3	13
25 00 4	13
⅜″ Surface Bolts	
26 00 3	21
26 00 4	21
26 00 6	21
26 00 9	21
½″ Surface Bolts	
27 00 6	21
27 00 9	21
Casement Fasteners	
30 00 1	38
30 00 2	38
30 00 3	38
30 00 4	38
Casement Fasteners Con.	
30 00 5	38
32 00 1	39
32 00 2	39
32 00 3	39
32 00 4	39
32 00 5	39
C32 00 1	37
C32 00 2	37
C32 00 3	37
C32 00 4	37
33 00 1	40
33 00 2	40
33 00 3	40
33 00 4	40
33 00 5	40
34 00 1	41
34 00 2	41
34 00 3	41
34 00 4	41
34 00 5	41
36 00 1	42
36 00 2	42
36 00 3	42
36 00 4	42
36 00 5	42
37 00 1	42
37 00 4	42
38 00 1	43
38 00 2	43
38 00 3	43
38 00 4	43
38 00 5	43
39 00 1	43
39 00 2	43
39 00 3	43
39 00 4	43
39 00 5	43
Sash Locks	
40 00 0	121
40 00 1	121
Sash Lock & Lift	
41 00 0	122
Hook Sash Lift	
42 00 1	122
Show Case Hinges	
43 00 1	97
43 00 1X	97
43 00 2	97
43 00 2X	97
43 00 3	97
43 00 3X	97
44 00 1	100
44 00 2	100
44 00 3	101
44 00 4	101
44 00 5	101
44 00 6	99
44 00 7	99
44 00 8	99
Butterfly Hinges	
45 00 1	98
45 00 2	98
2″ Narrow Butt Hinge	
46 00 1	98
46 00 2	98
⅞″ Sunk Flush Bolts	
47 00 6	20
47 00 9	20
Single Acting Butts	
48 00 3	84
48 00 4	84
48 00 5	84
48 00 6	84
48 00 7	84
Double Acting Butts	
49 00 3	85
49 00 4	85
49 00 5	85
49 00 6	85
49 00 7	85
49 00 8	85
Cast Bar Lifts	
50 00 4	125
50 00 5	125
Wrought Bar Lifts	
51 00 1	125
52 00 1	126
52 00 2	126
Flush Lifts	
53 00 1	123
53 00 2	123
53 00 3	124
53 00 4	124
Cabinet Sets	
54 00 1	143
54 00 2	143
54 00 3	144
54 00 4	144
54 00 6	145
54 00 7	145
54 00 8	145
Card Holders	
56 00 1	104
56 00 2	104
56 00 3	105
56 00 4	105
56 00 5	106
56 00 6	106
Toilet Paper Holders	
57 00 1	107
57 00 2	107

NUMERICAL INDEX—*Continued*

Serial Number	Page Number
Door Holders	
58 00 1	108
58 00 2	109
58 00 3	109
58 00 4	110
58 00 5	110
Wire Coat & Hat Hooks	
62 00 2	111
62 00 3	111
62 00 4	111
62 00 5	111
Letter Box Plates	
63 00 1	133
63 00 2	133
63 00 3	133
63 00 4	133
63 00 5	133
Mail Box Plates	
64 00 1	134
64 00 2	134
64 00 3	134
64 00 4	134
64 00 5	134
Push Plates	
65 00 1	135
65 00 2	135
65 00 3	135
65 00 4	135
65 00 5	136
66 00 3	136
66 00 4	136
66 00 5	136
Pull Plates	
67 00 1	137
67 00 2	137
67 00 3	137
67 00 4	137
67 00 5	138
68 00 3	138
68 00 4	138
68 00 5	138
Escutcheons	
69 00 1	120
69 00 2	120
69 00 3	120
Friction Catches	
70 00 1	30
70 00 2	30
70 00 3	30
70 00 4	31
Elbow Catch	
71 00 1	31
Cupboard Catch	
72 00 1	33
72 00 2	33
72 00 3	33
Transom Catch	
73 00 1	34
73 00 2	34
73 00 3	34
73 00 4	34
Cupboard Turn	
74 00 1	146
74 00 2	146
74 00 3	147
74 00 4	147
Screen Door Latches	
75 00 1	118
76 00 1	119
Screen Hangers	
77 00 1	102
77 00 2	102
77 00 3	103
77 00 4	103
77 00 5	102
77 00 6	103
77 00 7	103
Basement Window Sets	
78 00 1	139
78 00 2	139
78 00 3	140
78 00 4	140
78 00 5	141
78 00 6	141
78 00 7	142
Window Stop Washers	
79 00 1	148
79 00 2	148
79 00 3	149
79 00 4	149
Screen Door Hinges	
80 00 1	86
80 00 2	87
81 00 1	88
81 00 1S	88
81 00 2	88
81 00 2S	88
82 00 1	89
82 00 1X	89
82 00 1S	89
82 00 2	89
82 00 2X	89
82 00 2S	89
83 00 1	90
83 00 1X	90
83 00 1S	90
83 00 2	90
83 00 2X	90
83 00 2S	90
84 00 1	91
84 00 1X	91
84 00 1S	91
84 00 2	91
84 00 2X	91
84 00 2S	91
85 00 1	92
85 00 1X	92
85 00 1S	92
86 00 1	93
86 00 1X	93
86 00 1S	93
87 00 1X	94
87 00 1S	94
88 00 1X	96
88 00 1S	96
89 00 1	96
89 00 1S	95
89 00 2	96
89 00 2S	95
Transom Chains	
9 00 12	35
9 00 15	35
9 00 18	35
Door Stay & Holder	
94 00 1	78
94 00 2	78
94 00 3	78
Screen Door Pull Plate	
95 00 1	128
Turn Buttons	
96 00 1	142
Thumb Latch	
97 00 1	117
97 00 2	117
Cast Door Pulls	
98 00 1	127
98 00 2	127
Chest Handles	
99 00 1	116
99 00 2	116
Mortise Knob Latch	
100 00 1	117
100 00 2	117
Door Knobs	
101 00 1	120
Cabinet Latch	
105 00 1	32
105 00 2	32
Knob Flush Bolts	
15 00 12	19
Casement Adjusters	
21 00 10	10
21 00 12	10
21 00 15	10
021 00 12	10
22 00 10	11
23 00 10	11
Transom Chains	
24 00 12	35
24 00 15	35
24 00 18	35
Surface Bolts	
26 00 12	21
27 00 12	21
27 00 18	21
27 00 24	21
Garage Door Bolts	
28 00 18	22
28 00 24	22
Sunk Flush Bolts	
47 00 12	20
Push Bars	
59 00 30	25
59 00 36	25
60 00 30	25
60 00 36	25
61 00 30	25
61 00 36	25
Garage Door Brace	
90 00 60	22
Screen Door Brace	
91 00 21	23
91 00 42	23
92 00 12	23
92 00 18	23
Closet Hanger Bars	
102 00 00	24
103 00 00	24

Comparative List of Finishes for Builders' Hardware

Shelby Spring Hinge Company		Description	U.S. 336	Stanley Works	P. & F. Corbin	Russell & Erwin	Yale & Towne	Sargent & Co.	Reading Hdwe. Co.	Lockwood Mfg. Co.	Norwalk Lock Co.	Penn Hdwe. Co.	Sager Lock Works
Iron and Steel	Brass and Bronze												
10		Priming Coat	USP	P									
12		Japan	US1B	J	J				Jap	J	J	J	010
14		Dead or Dull Black	US1D	J1	D			J	DJ	JF	DJ	DJ	OD10
16		Coppered											
18		Cadmium	US2C	K							CA	Cad	
20	21	Bright Bronze	US9	A	B	11	BX10	P	1	1	1	BBZ	A20
22	23	Bright Brass	US3	C	A	10	AZ10	B	31	13½	1B	BB	A30
24	25	Antique Copper	US8	D2	R	7½	CZ27	AB	24	7½	O	AC	A42
26	27	Dull Brass	US4	F	EA	9	AY22	OB	37	13	K	DB	D30
28	29	Plated Bower Barff											
30	31	Dull Bronze	US10	A5	DB	11D	BY22	OP	7	34	DB	DBZ	D20
32	33	Nickel Plated	US14	N	E	4	NZ10	N	80	5	NP	BN	A50
64	65	Statuary Bronze	US20	B	KB	2	BY25	A	222	38	2	BBZ4	D29
34	35	Statuary Bronze Dark	US20A	B1	LB	2D	BY65	A3B	2	2	2D	BBZ6	DD29
36	37	Sanded Ant. Brass (not mottled)	US6	SF4	SKA	09C	AX28	RD	33	51	HK3	SB	S31
38	39	Sanded Nickel Pltd.	US16	SN	SE		NX10	RN	78	5S	HNP	SN	S51
40	41	Dull Nickel Plated	US15	N5	DE	14	NY10	LN	77	90	DN	DN	D50
42	43	Old Iron Finish		Y	HPE	16½							
44	45	Hammered Iron											
46	47	Chromium	US26	CM	CR	24	DZ10	CM	CP		CP	BCH	A54
48	49	Chromium Dull	US26D	CMD	CR Dull	34	DY10	DCM	DCP		DCP	DCH	D54

Any finish not listed can be matched by furnishing Sample.

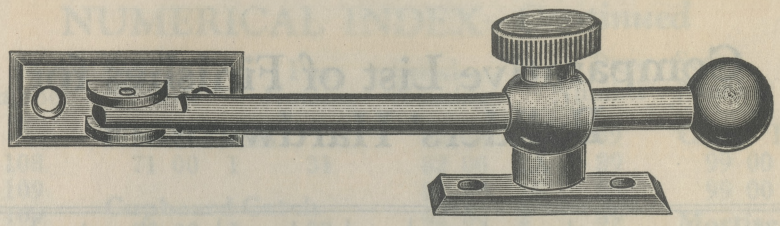

SHELBY Casement Window Adjuster

21 00 00 SERIES

For Right and Left Hand Windows opening out.

Finish	8 Inch No.	10 Inch No.	12 Inch No.	15 Inch No.
Group 1				
Coppered	21 16 8	21 16 10	21 16 12	21 16 15
Group 2				
Cadmium	21 18 8	21 18 10	21 18 12	21 18 15
Bronze Bright	21 20 8	21 20 10	21 20 12	21 20 15
Brass Bright	21 22 8	21 22 10	21 22 12	21 22 15
Antique Copper	21 24 8	21 24 10	21 24 12	21 24 15
Dull Brass	21 26 8	21 26 10	21 26 12	21 26 15
Bower Barff Plated	21 28 8	21 28 10	21 28 12	21 28 15
Dull Bronze	21 30 8	21 30 10	21 30 12	21 30 15
Group 3				
Nickel Plated	21 32 8	21 32 10	21 32 12	21 32 15
Statuary Bronze	21 34 8	21 34 10	21 34 12	21 34 15
Sanded Ant. Brass	21 36 8	21 36 10	21 36 12	21 36 15
Sanded Nickel	21 38 8	21 38 10	21 38 12	21 38 15
Dull Nickel	21 40 8	21 40 10	21 40 12	21 40 15

DESCRIPTION: Wrought Steel Rod ⅜", Wrought Steel Base Plates $2\frac{5}{16}$ x ⅞". Packed ½ Doz. in a Box with Screws. Weight per Doz. 8"—7 lbs. 10"—8½ lbs. 12"—9 lbs. 15"—10 lbs. Case Quantity 8"—7 Doz. 10"—5 Doz. 12"—5 Doz. 15"—4½ Doz.



SHELBY Curved Casement Window Adjuster

021 00 00 SERIES

For Right and Left Hand Windows opening out.

Finish Group 2	12 Inch No.	Finish Group 3	12 Inch No.
Antique Copper	021 24 12	Nickel Plated	021 32 12
Dull Brass	021 26 12	Statuary Bronze	021 34 12
Bower Barff Plated	021 28 12	Antique Brass Sanded	021 36 12
Dull Bronze	021 30 12	Sanded Nickel	021 38 12
		Dull Nickel	021 40 12

DESCRIPTION: Dimensions same as 21 00 00 line.
Packed ½ Doz. in a Box with Screws.
Weight per Doz. 9½ lbs. Case Quantity 4 Doz.

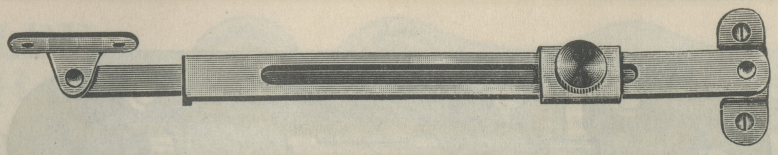

SHELBY Universal Casement Window Adjuster

22 00 00 SERIES

For Right and Left Hand Windows opening out.

Finish	Wrought Steel No.	Wrought Brass No.
Group 1		
Coppered	22 16 10	.....
Group 2		
Cadmium	22 18 10	.....
Bronze, Bright	22 20 10	22 21 10
Brass, Bright	22 22 10	22 23 10
Antique Copper	22 24 10	22 25 10
Dull Brass	22 26 10	22 27 10
Bower Barff Plated	22 28 10	22 29 10
Dull Bronze	22 30 10	22 31 10
Group 3		
Nickel Plated	22 32 10	22 33 10
Statuary Bronze	22 34 10	22 35 10
Sanded Antique Brass	22 36 10	22 37 10
Sanded Nickel	22 38 10	22 39 10
Dull Nickel	22 40 10	22 41 10

DESCRIPTION: Width of Arm ¾". Base Plates ¾ x 2". Length over all Closed $10\frac{9}{16}$". Extended 16½". Packed ½ Doz. in a Box with Screws. Weight per Doz. 8⅔ lbs. Case Quantity 6 Doz.



SHELBY Universal Casement Window Adjuster

23 00 00 SERIES

For Right and Left Hand Windows opening in.

Finish	Wrought Steel No.	Wrought Brass No.
Group 1		
Coppered	23 16 10	.....
Group 2		
Cadmium	23 18 10	.....
Bronze, Bright	23 20 10	23 21 10
Brass, Bright	23 22 10	23 23 10
Antique Copper	23 24 10	23 25 10
Dull Brass	23 26 10	23 27 10
Bower Barff Plated	23 28 10	23 29 10
Dull Bronze	23 30 10	23 31 10
Group 3		
Nickel Plated	23 32 10	23 33 10
Statuary Bronze	23 34 10	23 35 10
Sanded Antique Brass	23 36 10	23 37 10
Sanded Nickel	23 38 10	23 39 10
Dull Nickel	23 40 10	23 41 10

DESCRIPTION: Width of Arm ¾". Base Plates ¾" x 2". Length over all Closed $10\frac{9}{16}$". Extended 16½". Packed ½ Doz. in a Box with Screws. Weight per Dozen 8⅔ lbs. Case Quantity 6 Dozen.



SHELBY Adjuster and Fastener

For Storm Sash and Window Screens.

WROUGHT STEEL

Finish	No.
Japan	31 12
Cadmium	31 18

Can be used with any style window hanger. The arm contains two square notches on each side which allows the window to be opened in two positions, and the round notch snaps under screw head and forms a secure lock when closed.

Width of Adjuster ¾". Base Plates $1\frac{5}{8}$" x $\frac{13}{16}$". Packed 1 Doz. Pairs in a Box with Screws. Weight per Gross Pairs 69 Lbs. 1 Gross Pairs in a Case.



SHELBY Steel Barrel Bolt

12 00 0 SERIES

Wrought Steel

Finish	Size 2½ In. No.	Size 3 In. No.	Size 4 In. No.	Size 5 In. No.	Size 6 In. No.
Group 1					
Japan Without Screws	12 12 2½ X	12 12 3X	12 12 4X	12 12 5X	12 12 6X
Japan With Screws	12 12 2½	12 12 3	12 12 4	12 12 5	12 12 6
Group 2					
Cadmium	12 18 2½	12 18 3	12 18 4	12 18 5	12 18 6
Bronze, Bright	12 20 2½	12 20 3	12 20 4	12 20 5	12 20 6
Brass, Bright	12 22 2½	12 22 3	12 22 4	12 22 5	12 22 6
Antique Copper	12 24 2½	12 24 3	12 24 4	12 24 5	12 24 6
Dull Brass	12 26 2½	12 26 3	12 26 4	12 26 5	12 26 6
Bower Barff Plated	12 28 2½	12 28 3	12 28 4	12 28 5	12 28 6
Dull Bronze	12 30 2½	12 30 3	12 30 4	12 30 5	12 30 6
Group 3					
Nickel Plated	12 32 2½	12 32 3	12 32 4	12 32 5	12 32 6
Statuary Bronze	12 34 2½	12 34 3	12 34 4	12 34 5	12 34 6
Sanded Antique Brass	12 36 2½	12 36 3	12 36 4	12 36 5	12 36 6
Sanded Nickel	12 38 2½	12 38 3	12 38 4	12 38 5	12 38 6
Dull Nickel	12 40 2½	12 40 3	12 40 4	12 40 5	12 40 6
DESCRIPTION					
Bolt	2½″x$\frac{9}{32}$″	3″x$\frac{9}{32}$″	4″x$\frac{9}{32}$″	5″x$\frac{11}{32}$″	6″x$\frac{11}{32}$″
Bolt Case	2½″x1¼″	3″x1¼″	4″x1¼″	5″x1½″	6″x1½″
Throw	½″	$\frac{11}{16}$″	¾″	⅝″	⅞″
Strike	1⅜″x1¼″	1⅜″x1¼″	1⅜″x1¼″	1½″x1½″	1½″x1½″

Packed 1 Dozen in a Box with Screws unless marked X.

Weight: 2½″—1½ lbs. 3″—2 lbs. 4″—2 lbs. 5″—3¾ lbs. 6″—4½ lbs.

Case Quantity—2½″—24 Doz. 3″—24 Doz. 4″—30 Doz. 5″—18 Doz. 6″—18 Doz.

SHELBY Extra Heavy Steel Barrel Bolt

20 00 0 SERIES

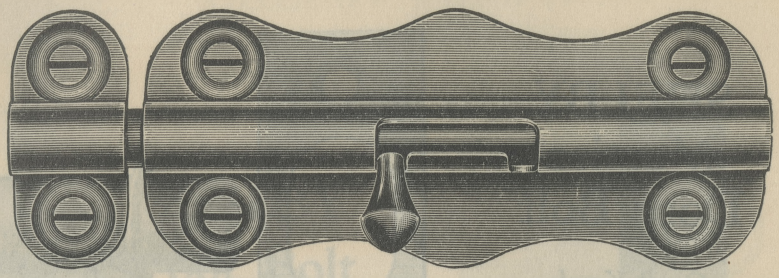

Wrought Steel Finish	Size 4 In. No.	Size 6 In. No.	Wrought Steel Finish	Size 4 In. No.	Size 6 In. No.
Group 1			**Group 2**		
Japan Without Screws	20 12 4X	20 12 6X	Bower Barff Plated	20 28 4	20 28 6
Japan With Screws	20 12 4	20 12 6	Dull Bronze	20 30 4	20 30 6
Group 2			**Group 3**		
Cadmium	20 18 4	20 18 6	Nickel Plated	20 32 4	20 32 6
Bronze, Bright	20 20 4	20 20 6	Statuary Bronze	20 34 4	20 34 6
Brass, Bright	20 22 4	20 22 6	Sanded Antique Brass	20 36 4	20 36 6
Antique Copper	20 24 4	20 24 6	Sanded Nickel	20 38 4	20 38 6
Dull Brass	20 26 4	20 26 6	Dull Nickel	20 40 4	20 40 6

DESCRIPTION: 4″ Bolt—Bolt 4″ x 3/8″. Bolt Case 3″ x 1 11/16″. Strike 1 1/16″ x 7/8″. Throw 1″. Packed 1 Doz. in a Box with Screws unless marked X. Weight per Doz. 4 lbs.

Case quantity 20 Dozen.

6″ Bolt—Bolt 6″ x 7/16″. Bolt Case 5″ x 2″. Strike 2 1/8″ x 1″. Throw 7/8″. Packed 1 Doz. in a Box with Screws unless marked X. Weight per Doz. 8 1/4 lbs. Case quantity 10 Dozen.

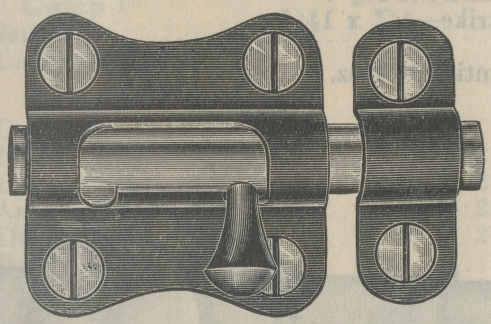

Surface Strike No. 3

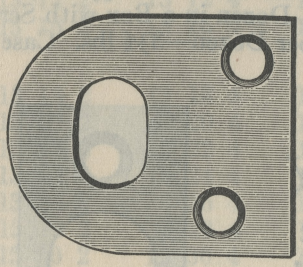

Universal Strike No. 4



Mortise Strike No. 1

SHELBY Basement Window Bolt

25 00 0 SERIES

Wrought Steel Finish	Mortise Strike No. 1	Surface Strike No. 3	Universal Strike No. 4	Wrought Steel Finish	Mortise Strike No. 1	Surface Strike No. 3	Universal Strike No. 4
Group 1				**Group 2**			
Japan Without Screws	25 12 1X	25 12 3X	25 12 4X	Bower Barff Plated	25 28 1	25 28 3	25 28 4
Japan With Screws	25 12 1	25 12 3	25 12 4	Dull Bronze	25 30 1	25 30 3	25 30 4
Group 2				**Group 3**			
Cadmium	25 18 1	25 18 3	25 18 4	Nickel Plated	25 32 1	25 32 3	25 32 4
Bronze, Bright	25 20 1	25 20 3	25 20 4	Statuary Bronze	25 34 1	25 34 3	25 34 4
Brass, Bright	25 22 1	25 22 3	25 22 4	Sanded Antique Brass	25 36 1	25 36 3	25 36 4
Antique Copper	25 24 1	25 24 3	25 24 4	Sanded Nickel	25 38 1	25 38 3	25 38 4
Dull Brass	25 26 1	25 26 3	25 26 4	Dull Nickel	25 40 1	25 40 3	25 40 4

DESCRIPTION: Size 2 1/2″—Bolt Case 1 5/8″ x 2 1/2″. Strike No. 1—1 3/4″ x 3/4″. No. 3—1 5/8″ x 1 1/2″. No. 4—1 1/2″ x 1 1/4″. Throw 7/8″. Packed 1 Dozen in a Box with Screws unless marked X. Weight per Dozen 2 1/4 lbs. Case quantity 36 Dozen.

SHELBY Mortise Door Bolt

Oval Knob

11 00 1 SERIES





Finish	Wrought Steel No.	Wrought Brass No.	Finish	Wrought Steel No.	Wrought Brass No.
Group 2			**Group 3**		
Bronze, Bright	11 20 1	11 21 1	Nickel Plated	11 32 1	11 33 1
Brass, Bright	11 22 1	11 23 1	Statuary Bronze	11 34 1	11 35 1
Antique Copper	11 24 1	11 25 1	Sanded Antique Brass.	11 36 1	11 37 1
Dull Brass	11 26 1	11 27 1	Sanded Nickel	11 38 1	11 39 1
Bower Barff Plated	11 28 1	11 29 1	Dull Nickel	11 40 1	11 41 1
Dull Bronze	11 30 1	11 31 1			

DESCRIPTION: Bolt Solid Steel ½″ x 2½″ with Milled Rack. ½″ Throw. Brass Bolt Case. Malleable Knob. Back Set 1¾″. Wrought Escutcheon—1 13/16″ x ⅞″. Strike—¾″ x 1¾″. Packed 1 Dozen in a Box with Screws. Weight per Dozen—3⅛ lbs. Case Quantity 18 Doz.

SHELBY Mortise Door Bolt

Round Knob

11 00 2 SERIES



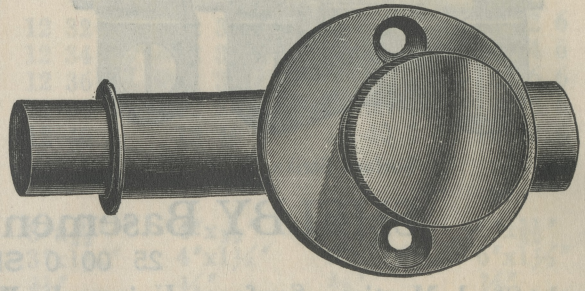

Finish	Wrought Steel No.	Wrought Brass No.	Finish	Wrought Steel No.	Wrought Brass No.
Group 2			**Group 3**		
Bronze, Bright	11 20 2	11 21 2	Nickel Plated	11 32 2	11 33 2
Brass, Bright	11 22 2	11 23 2	Statuary Bronze	11 34 2	11 35 2
Antique Copper	11 24 2	11 25 2	Sanded Antique Brass.	11 36 2	11 37 2
Dull Brass	11 26 2	11 27 2	Sanded Nickel	11 38 2	11 39 2
Bower Barff Plated	11 28 2	11 29 2	Dull Nickel	11 40 2	11 41 2
Dull Bronze	11 30 2	11 31 2			

DESCRIPTION: Bolt Solid Steel 2½″ x ½″ with Milled Rack. ½″ Throw. Brass Bolt Case. Turned Steel Knob. Back Set 1¾″. Wrought Escutcheon—1½″ Diameter. Strike 1¾″ x ¾″. Packed 1 Dozen in a Box with Screws. Weight per Dozen—3¼ lbs. Case Quantity 18 Doz.



2 inch

SHELBY Foot Bolt

13 00 0 SERIES

Wrought Case and Bolt



4, 6, and 8 inch

Finish	Size 2 Inch Wrt. Brass No.	Size 2 Inch Wrt. Steel No.	Size 4 Inch Wrt. Steel No.	Size 6 Inch Wrt. Steel No.	Size 8 Inch Wrt. Steel No.
Group 1					
Japan	.....	13 12 2	13 12 4	13 12 6	13 12 8
Coppered	.....	13 16 2	13 16 4	13 16 6	13 16 8
Group 2					
Cadmium	.....	13 18 2	13 18 4	13 18 6	13 18 8
Bronze, Bright	13 21 2	13 20 2	13 20 4	13 20 6	13 20 8
Brass, Bright	13 23 2	13 22 2	13 22 4	13 22 6	13 22 8
Antique Copper	13 25 2	13 24 2	13 24 4	13 24 6	13 24 8
Dull Brass	13 27 2	13 26 2	13 26 4	13 26 6	13 26 8
Bower Barff Plated	.....	13 28 2	13 28 4	13 28 6	13 28 8
Dull Bronze	13 31 2	13 30 2	13 30 4	13 30 6	13 30 8
Group 3					
Nickel Plated	13 33 2	13 32 2	13 32 4	13 32 6	13 32 8
Statuary Bronze	13 35 2	13 34 2	13 34 4	13 34 6	13 34 8
Sanded Antique Brass	13 37 2	13 36 2	13 36 4	13 36 6	13 36 8
Sanded Nickel	13 39 2	13 38 2	13 38 4	13 38 6	13 38 8
Dull Nickel	13 41 2	13 40 2	13 40 4	13 40 6	13 40 8
DESCRIPTION					
Bolt Case	2″x1⅜″	2″x1⅜″	3¼″x2″	4⅞″x2¼″	6⅞″x2⅛″
Throw	½″	½″	⅝″	½″	7/16″
Surface Strike	1″x1⅛″	1″x1⅛″	2⅝″x1″	2⅝″x1″	2⅝″x1″
Universal Strike	1″x1″	1″x1″			
Box Quantity	1 Dozen	1 Dozen	½ Dozen	½ Dozen	½ Dozen
Weight per Dozen	1¾ lbs.	1¾ lbs.	3¼ lbs.	6 lbs.	9 lbs.
Case Quantity	24 Dozen	24 Dozen	12 Dozen	9 Dozen	7 Dozen

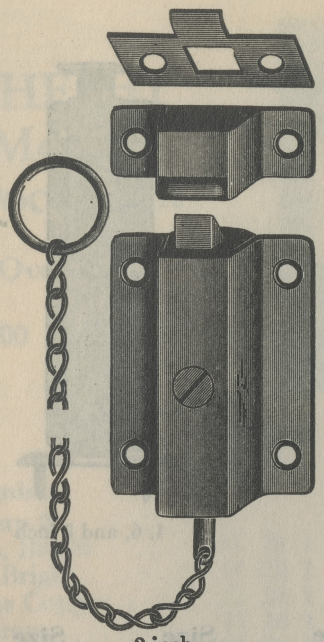

2 inch

SHELBY Chain Bolt

14 00 0 SERIES

Wrought Case and Bolt
Reversible Bolt



4, 6 and 8 inch

Finish	Size 2 Inch Wrt. Brass No.	Size 2 Inch Wrt. Steel No.	Size 4 Inch Wrt. Steel No.	Size 6 Inch Wrt. Steel No.	Size 8 Inch Wrt. Steel No.
Group 1					
Japan	.....	14 12 2	14 12 4	14 12 6	14 12 8
Coppered	.....	14 16 2	14 16 4	14 16 6	14 16 8
Group 2					
Cadmium	.....	14 18 2	14 18 4	14 18 6	14 18 8
Bronze, Bright	14 21 2	14 20 2	14 20 4	14 20 6	14 20 8
Brass, Bright	14 23 2	14 22 2	14 22 4	14 22 6	14 22 8
Antique Copper	14 25 2	14 24 2	14 24 4	14 24 6	14 24 8
Dull Brass	14 27 2	14 26 2	14 26 4	14 26 6	14 26 8
Bower Barff Plated	.....	14 28 2	14 28 4	14 28 6	14 28 8
Dull Bronze	14 31 2	14 30 2	14 30 4	14 30 6	14 30 8
Group 3					
Nickel Plated	14 33 2	14 32 2	14 32 4	14 32 6	14 32 8
Statuary Bronze	14 35 2	14 34 2	14 34 4	14 34 6	14 34 8
Sanded Antique Brass	14 37 2	14 36 2	14 36 4	14 36 6	14 36 8
Sanded Nickel	14 39 2	14 38 2	14 38 4	14 38 6	14 38 8
Dull Nickel	14 41 2	14 40 2	14 40 4	14 40 6	14 40 8
DESCRIPTION					
Bolt Case	2″x1 3/8″	2″x1 3/8″	3 1/2″x2″	4 7/8″x2 1/8″	6 7/8″x2 1/8″
Throw	1/4″	1/4″	3/8″	3/8″	3/8″
Surface Strike	1 7/16″x5/8″	1 7/16″x5/8″	2″x3/4″	2 1/4″x1″	2 1/4″x1″
Universal Strike	1 1/8″x1″	1 1/8″x1″	2 5/8″x7/8″	2″x7/8″	2″x7/8″
Length Chain	15″	15″	15″	18″	18″
Box Quantity	1 Dozen	1 Dozen	1/2 Dozen	1/2 Dozen	1/2 Dozen
Weight per Dozen	2 lbs.	2 lbs.	4 1/4 lbs.	8 1/2 lbs.	11 lbs.
Case Quantity	25 Dozen	25 Dozen	12 Dozen	9 Dozen	7 Dozen



SHELBY Chain Bolt

0019 00 0 SERIES

Wrought Steel **Reversible Bolt**

Finish	Size 6 Inch No.
Group 1	
Japan	0019 12 6
Coppered	0019 16 6
Group 2	
Cadmium	0019 18 6
Bronze, Bright	0019 20 6
Brass, Bright	0019 22 6
Antique Copper	0019 24 6
Dull Brass	0019 26 6
Bower Barff Plated	0019 28 6
Dull Bronze	0019 30 6
Group 3	
Nickel Plated	0019 32 6
Statuary Bronze	0019 34 6
Sanded Antique Brass	0019 36 6
Sanded Nickel	0019 38 6
Dull Nickel	0019 40 6

DESCRIPTION	6 Inch
Bolt Case	5x2 5-16 in.
Throw	13-16 in.
Surface Strike	2 5-16x1 in.
Angle Strike	2x1⅛ in.
Chain	24 in.
Packed in a box	½ doz.
Weight per Doz.	9 lbs.
Case Quantity	5 doz.

SHELBY Foot Bolt

0018 00 0 SERIES

Wrought Steel **Positive Action with Foot Lever**

Finish	Size 6 Inch No.
Group 1	
Japan	0018 12 6
Coppered	0018 16 6
Group 2	
Cadmium	0018 18 6
Bronze, Bright	0018 20 6
Brass, Bright	0018 22 6
Antique Copper	0018 24 6
Dull Brass	0018 26 6
Bower Barff Plated	0018 28 6
Dull Bronze	0018 30 6
Group 3	
Nickel Plated	0018 32 6
Statuary Bronze	0018 34 6
Sanded Antique Brass	0018 36 6
Sanded Nickel	0018 38 6
Dull Nickel	0018 40 6

DESCRIPTION	6 Inch
Bolt Case	5x2 5-16 in.
Throw	1 in.
Strike	2⅞x1¼ in.
Packed in a box	½ doz.
Weight per Doz	9½ lbs.
Case Quantity	4 doz.



SHELBY Heavy Foot Bolt

18 00 0 SERIES

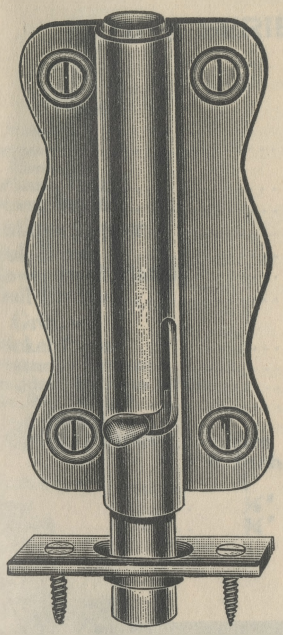

Finish	Size 3 Inch No.	Size 6 Inch No.	Size 8 Inch No.
Group 1			
Japan	18 12 3	18 12 6	18 12 8
Coppered	18 16 3	18 16 6	18 16 8
Group 2			
Cadmium	18 18 3	18 18 6	18 18 8
Bronze, Bright	18 20 3	18 20 6	18 20 8
Brass, Bright	18 22 3	18 22 6	18 22 8
Antique Copper	18 24 3	18 24 6	18 24 8
Dull Brass	18 26 3	18 26 6	18 26 8
Bower Barff Plated	18 28 3	18 28 6	18 28 8
Dull Bronze	18 30 3	18 30 6	18 30 8
Group 3			
Nickel Plated	18 32 3	18 32 6	18 32 8
Statuary Bronze	18 34 3	18 34 6	18 34 8
Sanded Antique Brass	18 36 3	18 36 6	18 36 8
Sanded Nickel	18 38 3	18 38 6	18 38 8
Dull Nickel	18 40 3	18 40 6	18 40 8
DESCRIPTION	**3 Inch**	**6 Inch**	**8 Inch**
Bolt Case	2⅜"x1⅜"	5"x2¼"	6⅞"x2¾"
Throw	½"	1"	1⅝"
Strike	1¾"x$\frac{15}{16}$"	2⅞"x1¼"	3"x1$\frac{7}{16}$"
Packed in a box	1 doz.	½ doz.	½ doz.
Weight per Doz	5 lbs.	11¼ lbs.	18½ lbs.
Case Quantity	25 Dozen	5 Dozen	4½ Dozen

SHELBY Heavy Foot Bolt

018 00 0 SERIES

Wrought Steel Solid Steel Bolt
Positive Action with Foot Lever

Finish	Size 6 Inch No.
Group 1	
Japan	018 12 6
Coppered	018 16 6
Group 2	
Cadmium	018 18 6
Bronze, Bright	018 20 6
Brass, Bright	018 22 6
Antique Copper	018 24 6
Dull Brass	018 26 6
Bower Barff Plated	018 28 6
Dull Bronze	018 30 6
Group 3	
Nickel Plated	018 32 6
Statuary Bronze	018 34 6
Sanded Antique Brass	018 36 6
Sanded Nickel	018 38 6
Dull Nickel	018 40 6
DESCRIPTION	
Bolt Case	5"x2¼"
Throw	1"
Strike	2⅞"x1¼"
Packed in a box	½ doz.
Weight per Doz	14¼ lbs.
Case Quantity	4 Dozen

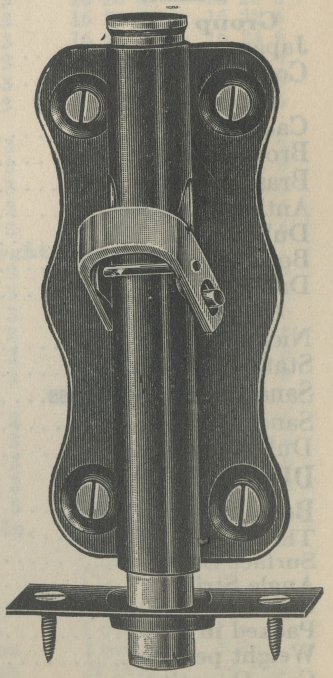

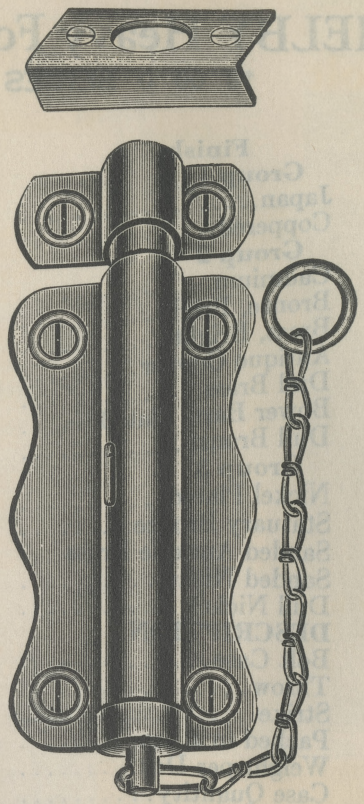

SHELBY Heavy Chain Bolt

19 00 0 SERIES

Wrought Steel Solid Steel Bolt Reversible

Finish	Size 3 Inch No.	Size 6 Inch No.	Size 8 Inch No.
Group 1			
Japan	19 12 3	19 12 6	19 12 8
Coppered	19 16 3	19 16 6	19 16 8
Group 2			
Cadmium	19 18 3	19 18 6	19 18 8
Bronze, Bright	19 20 3	19 20 6	19 20 8
Brass, Bright	19 22 3	19 22 6	19 22 8
Antique Copper	19 24 3	19 24 6	19 24 8
Dull Brass	19 26 3	19 26 6	19 26 8
Bower Barff Plated	19 28 3	19 28 6	19 28 8
Dull Bronze	19 30 3	19 30 6	19 30 8
Group 3			
Nickel Plated	19 32 3	19 32 6	19 32 8
Statuary Bronze	19 34 3	19 34 6	19 34 8
Sanded Antique Brass	19 36 3	19 36 6	19 36 8
Sanded Nickel	19 38 3	19 38 6	19 38 8
Dull Nickel	19 40 3	19 40 6	19 40 8
DESCRIPTION	**3 Inch**	**6 Inch**	**8 Inch**
Bolt Case	2⅜"x1⅛"	5"x2 5/16"	6⅞"x2¾"
Throw	½"	13/16"	1"
Surface Strike	1⅜"x 11/16"	2 3/16"x1"	2¾"x1¼"
Angle Strike	1½"x 13/16"	2"x1 3/16"	2½"x1 5/16"
Chain	24 In.	24 In.	24 In.
Packed in a box	1 doz.	½ doz.	½ doz.
Weight per Doz.	6½ lbs.	13 lbs.	19¼ lbs.
Case Quantity	20 Dozen	5 Dozen	3 Dozen

SHELBY
Knob Flush Bolt

Width 1 Inch

15 00 0 SERIES



Finish	Wrought Steel Size 6 Inch No.	Size 9 Inch No.	Size 12 Inch No.	Wrought Brass Size 6 Inch No.	Size 9 Inch No.	Size 12 Inch No.
Group 1						
Japan	15 12 6	15 12 9	15 12 12	.....	.....	.....
Group 2						
Bronze, Bright	15 20 6	15 20 9	15 20 12	15 21 6	15 21 9	15 21 12
Brass, Bright	15 22 6	15 22 9	15 22 12	15 23 6	15 23 9	15 23 12
Antique Copper	15 24 6	15 24 9	15 24 12	15 25 6	15 25 9	15 25 12
Dull Brass	15 26 6	15 26 9	15 26 12	15 27 6	15 27 9	15 27 12
Bower Barff Plated	15 28 6	15 28 9	15 28 12	15 29 6	15 29 9	15 29 12
Dull Bronze	15 30 6	15 30 9	15 30 12	15 31 6	15 31 9	15 31 12
Group 3						
Nickel Plated	15 32 6	15 32 9	15 32 12	15 33 6	15 33 9	15 33 12
Statuary Bronze	15 34 6	15 34 9	15 34 12	15 35 6	15 35 9	15 35 12
Sanded Antique Brass	15 36 6	15 36 9	15 36 12	15 37 6	15 37 9	15 37 12
Sanded Nickel	15 38 6	15 38 9	15 38 12	15 39 6	15 39 9	15 39 12
Dull Nickel	15 40 6	15 40 9	15 40 12	15 41 6	15 41 9	15 41 12

DESCRIPTION	Size 6 Inch	9 Inch	12 Inch
Bolt Case	1″	1″	1″
Bolt	½″	½″	½″
Throw	¾″	¾″	¾″

	6 Inch	9 Inch	12 Inch
Strike	2⅜″x1¼″	2⅜″x1¼″	2⅜″x1¼″

Packed ½ doz. in a box with screws.

Weight per Doz.	5 lbs.	6¾ lbs.	8¼ lbs.
Case Quantity	12 Doz.	8 Doz.	6 Doz.



SHELBY
Knob Flush Bolt

Width ⅝ Inch

16 00 0 SERIES

Finish	Wrought Steel Size 2 In.	Size 3 In.	Size 4 In.	Size 6 In.
Group 1				
Japan	16 12 2	16 12 3	16 12 4	16 12 6
Group 2				
Bronze, Bright	16 20 2	16 20 3	16 20 4	16 20 6
Brass, Bright	16 22 2	16 22 3	16 22 4	16 22 6
Antique Copper	16 24 2	16 24 3	16 24 4	16 24 6
Dull Brass	16 26 2	16 26 3	16 26 4	16 26 6
Bower Barff Plated	16 28 2	16 28 3	16 28 4	16 28 6
Dull Bronze	16 30 2	16 30 3	16 30 4	16 30 6
Group 3				
Nickel Plated	16 32 2	16 32 3	16 32 4	16 32 6
Statuary Bronze	16 34 2	16 34 3	16 34 4	16 34 6
Sanded Antique Brass	16 36 2	16 36 3	16 36 4	16 36 6
Sanded Nickel	16 38 2	16 38 3	16 38 4	16 38 6
Dull Nickel	16 40 2	16 40 3	16 40 4	16 40 6
		Wrought Brass		
Group 2				
Bronze, Bright	16 21 2	16 21 3	16 21 4	16 21 6
Brass, Bright	16 23 2	16 23 3	16 23 4	16 23 6
Antique Copper	16 25 2	16 25 3	16 25 4	16 25 6
Dull Brass	16 27 2	16 27 3	16 27 4	16 27 6
Bower Barff Plated	16 29 2	16 29 3	16 29 4	16 29 6
Dull Bronze	16 31 2	16 31 3	16 31 4	16 31 6
Group 3				
Nickel Plated	16 33 2	16 33 3	16 33 4	16 33 6
Statuary Bronze	16 35 2	16 35 3	16 35 4	16 35 6
Sanded Antique Brass	16 37 2	16 37 3	16 37 4	16 37 6
Sanded Nickel	16 39 2	16 39 3	16 39 4	16 39 6
Dull Nickel	16 41 2	16 41 3	16 41 4	16 41 6
DESCRIPTION	**Size 2 In.**	**Size 3 In.**	**Size 4 In.**	**Size 6 In.**
Bolt Case Width	⅝″	⅝″	⅝″	⅝″
Bolt	¼″	¼″	¼″	⅜″
Throw	½″	½″	½″	½″
Strike	1⅛″x¾″	1⅛″x¾″	1⅛″x¾″	1¾″x¾″
Packed in a box	1 doz.	1 doz.	1 doz.	1 doz.
Weight per Doz	1¼ lbs.	1⅔ lbs.	2 lbs.	3 lbs.
Case Quantity	36 Doz.	24 Doz.	24 Doz.	24 Doz.

SHELBY
Sunk Flush Bolt

17 00 0 SERIES



Finish	Wrought Steel Size 4 In.	Wrought Steel Size 6 In.	Wrought Brass Size 4 In.	Wrought Brass Size 6 In.
Group 1				
Japan	17 12 4	17 12 6	.....	.....
Group 2				
Bronze, Bright	17 20 4	17 20 6	17 21 4	17 21 6
Brass, Bright	17 22 4	17 22 6	17 23 4	17 23 6
Antique Copper	17 24 4	17 24 6	17 25 4	17 25 6
Dull Brass	17 26 4	17 26 6	17 27 4	17 27 6
Bower Barff Plated	17 28 4	17 28 6	17 29 4	17 29 6
Dull Bronze	17 30 4	17 30 6	17 31 4	17 31 6
Group 3				
Nickel Plated	17 32 4	17 32 6	17 33 4	17 33 6
Statuary Bronze	17 34 4	17 34 6	17 35 4	17 35 6
Sanded Antique Brass	17 36 4	17 36 6	17 37 4	17 37 6
Sanded Nickel	17 38 4	17 38 6	17 39 4	17 39 6
Dull Nickel	17 40 4	17 40 6	17 41 4	17 41 6

DESCRIPTION	Size 4 In.	Size 6 In.
Bolt Case Width	5/8"	5/8"
Bolt	1/4"	3/8"
Throw	1/2"	1/2"

	Size 4 In.	Size 6 In.
Strike	1 1/8" x 3/4"	1 3/4" x 3/4"
Packed in a box	1 doz.	1 doz.
Weight per Doz	2 lbs.	3 lbs.
Case Quantity	24 Doz.	24 Doz.



SHELBY
Sunk Flush Bolt

47 00 0 SERIES

Finish	Wrought Steel Size 6 In.	Wrought Steel Size 9 In.	Wrought Steel Size 12 In.	Wrought Brass Size 6 In.	Wrought Brass Size 9 In.	Wrought Brass Size 12 In.
Group 1						
Japan	47 12 6	47 12 9	47 12 12	.....	.....	.....
Group 2						
Bronze, Bright	47 20 6	47 20 9	47 20 12	47 21 6	47 21 9	47 21 12
Brass, Bright	47 22 6	47 22 9	47 22 12	47 23 6	47 23 9	47 23 12
Antique Copper	47 24 6	47 24 9	47 24 12	47 25 6	47 25 9	47 25 12
Dull Brass	47 26 6	47 26 9	47 26 12	47 27 6	47 27 9	47 27 12
Bower Barff Plated	47 28 6	47 28 9	47 28 12	47 29 6	47 29 9	47 29 12
Dull Bronze	47 30 6	47 30 9	47 30 12	47 31 6	47 31 9	47 31 12
Group 3						
Nickel Plated	47 32 6	47 32 9	47 32 12	47 33 6	47 33 9	47 33 12
Statuary Bronze	47 34 6	47 34 9	47 34 12	47 35 6	47 35 9	47 35 12
Sanded Ant. Brass	47 36 6	47 36 9	47 36 12	47 37 6	47 37 9	47 37 12
Sanded Nickel	47 38 6	47 38 9	47 38 12	47 39 6	47 39 9	47 39 12
Dull Nickel	47 40 6	47 40 9	47 40 12	47 41 6	47 41 9	47 41 12

DESCRIPTION	Size 6 In.	Size 9 In.	Size 12 In.
Bolt Case	7/8"	7/8"	7/8"
Bolt	1/2"	1/2"	1/2"
Throw	1"	1"	1"

	Size 6 In.	Size 9 In.	Size 12 In.
Strike	2 1/4" x 1"	2 1/4" x 1"	2 1/4" x 1"
Packed in a box	1 doz.	1 doz.	1 doz.
Weight per Doz.	4 1/2 lbs.	6 lbs.	7 1/4 lbs.
Case Quantity	18 doz.	16 doz.	12 doz.

SHELBY Half Round Surface Bolt

26 00 0 SERIES

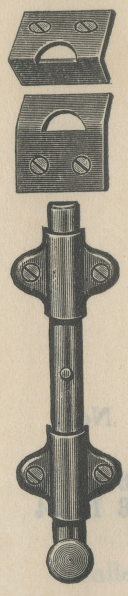

Finish	Size 3 Inch	Size 4 Inch	Size 6 Inch	Size 9 Inch	Size 12 Inch
Wrought Steel					
Group 2					
Cadmium	26 18 3	26 18 4	26 18 6	26 18 9	26 18 12
Bronze, Bright	26 20 3	26 20 4	26 20 6	26 20 9	26 20 12
Brass, Bright	26 22 3	26 22 4	26 22 6	26 22 9	26 22 12
Antique Copper	26 24 3	26 24 4	26 24 6	26 24 9	26 24 12
Dull Brass	26 26 3	26 26 4	26 26 6	26 26 9	26 26 12
Bower Barff Plated	26 28 3	26 28 4	26 28 6	26 28 9	26 28 12
Dull Bronze	26 30 3	26 30 4	26 30 6	26 30 9	26 30 12
Group 3					
Nickel Plated	26 32 3	26 32 4	26 32 6	26 32 9	26 32 12
Statuary Bronze	26 34 3	26 34 4	26 34 6	26 34 9	26 34 12
Sanded Antique Brass	26 36 3	26 36 4	26 36 6	26 36 9	26 36 12
Sanded Nickel	26 38 3	26 38 4	26 38 6	26 38 9	26 38 12
Dull Nickel	26 40 3	26 40 4	26 40 6	26 40 9	26 40 12
Wrought Brass					
Group 2					
Bronze, Bright	26 21 3	26 21 4	26 21 6	26 21 9	26 21 12
Brass, Bright	26 23 3	26 23 4	26 23 6	26 23 9	26 23 12
Antique Copper	26 25 3	26 25 4	26 25 6	26 25 9	26 25 12
Dull Brass	26 27 3	26 27 4	26 27 6	26 27 9	26 27 12
Bower Barff Plated	26 29 3	26 29 4	26 29 6	26 29 9	26 29 12
Dull Bronze	26 31 3	26 31 4	26 31 6	26 31 9	26 31 12
Group 3					
Nickel Plated	26 33 3	26 33 4	26 33 6	26 33 9	26 33 12
Statuary Bronze	26 35 3	26 35 4	26 35 6	26 35 9	26 35 12
Sanded Antique Brass	26 37 3	26 37 4	26 37 6	26 37 9	26 37 12
Sanded Nickel	26 39 3	26 39 4	26 39 6	26 39 9	26 39 12
Dull Nickel	26 41 3	26 41 4	26 41 6	26 41 9	26 41 12

DESCRIPTION: Bolt Size—⅜″. Width of Guides—1¼″. Throw—⅛″. Angle Strike—1″ x ⅛″. Universal Strike—1″ x 1⅛″. Pcked 1 Dozen in a Box with two Strikes and Screws. Weight per Dozen—3″—2 lbs. 4″—2¼ lbs. 6″—2¾ lbs. 9″—3¼ lbs. 12″—4 lbs. Case Quantity—3″—24 Dozen. 4″—24 Dozen. 6″—24 Dozen. 9″—16 Dozen. 12″—12 Dozen.



SHELBY Half Round Surface Bolt

27 00 0 SERIES

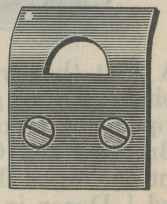



Finish	Size 6 In.	Size 9 In.	Size 12 In.	Size 18 In.	Size 24 In.
Wrought Steel					
Group 2					
Cadmium	27 18 6	27 18 9	27 18 12	27 18 18	27 18 24
Bronze, Bright	27 20 6	27 20 9	27 20 12	27 20 18	27 20 24
Brass, Bright	27 22 6	27 22 9	27 22 12	27 22 18	27 22 24
Antique Copper	27 24 6	27 24 9	27 24 12	27 24 18	27 24 24
Dull Brass	27 26 6	27 26 9	27 26 12	27 26 18	27 26 24
Bower Barff Plated	27 28 6	27 28 9	27 28 12	27 28 18	27 28 24
Dull Bronze	27 30 6	27 30 9	27 30 12	27 30 18	27 30 24
Group 3					
Nickel Plated	27 32 6	27 32 9	27 32 12	27 32 18	27 32 24
Statuary Bronze	27 34 6	27 34 9	27 34 12	27 34 18	27 34 24
SandedAntiqueBrass	27 36 6	27 36 9	27 36 12	27 36 18	27 36 24
Sanded Nickel	27 38 6	27 38 9	27 38 12	27 38 18	27 38 24
Dull Nickel	27 40 6	27 40 9	27 40 12	27 40 18	27 40 24
Wrought Brass					
Group 2					
Bronze, Bright	27 21 6	27 21 9	27 21 12	27 21 18	27 21 24
Brass, Bright	27 23 6	27 23 9	27 23 12	27 23 18	27 23 24
Antique Copper	27 25 6	27 25 9	27 25 12	27 25 18	27 25 24
Dull Brass	27 27 6	27 27 9	27 27 12	27 27 18	27 27 24
Bower Barff Plated	27 29 6	27 29 9	27 29 12	27 29 18	27 29 24
Dull Bronze	27 31 6	27 31 9	27 31 12	27 31 18	27 31 24
Group 3					
Nickel Plated	27 33 6	27 33 9	27 33 12	27 33 18	27 33 24
Statuary Bronze	27 35 6	27 35 9	27 35 12	27 35 18	27 35 24
SandedAntiqueBrass	27 37 6	27 37 9	27 37 12	27 37 18	27 37 24
Sanded Nickel	27 39 6	27 39 9	27 39 12	27 39 18	27 39 24
Dull Nickel	27 41 6	27 41 9	27 41 12	27 41 18	27 41 24

DESCRIPTION: Bolt Size—½″. Width of Guides—1⅜″. Throw—⅛″. Angle Strike—⅝″ x 2″. Universal Strike—1⅛″ x 1½″. Packed 1 Dozen in a Box with two Strikes and Screws. Weight per Dozen—6″—4¼ lbs. 9″—5¼ lbs. 12″—6¼ lbs. 18″—9 lbs. 24″—12 lbs. Case Quantity —6″—18 Dozen. 9″—16 Dozen. 12″—12 Dozen. 18″—12 Dozen. 24″—6 Dozen.

Note. 24″ Bolts ½ Doz to Bpx.

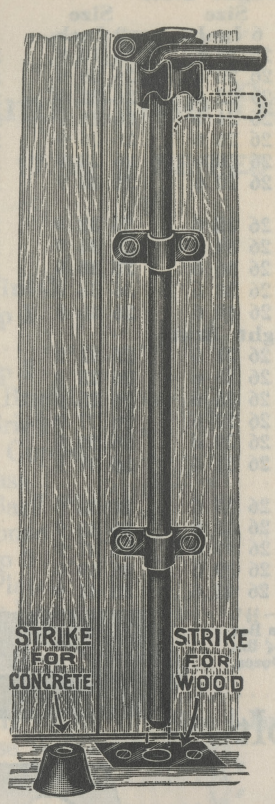

SHELBY
Garage Door Bolt

28 00 00 SERIES

Finish	No.
Group 1	
18 Inch Bolt, Japan	28 12 18
24 Inch Bolt, Japan	28 12 24
Group 2	
18 Inch Bolt, Cadmium	28 18 18
24 Inch Bolt, Cadmium	28 18 24

A Bolt that will hold Garage Doors securely in either an open or closed position. By dropping bolt into ground when open, door cannot swing against the car. Bolt will take care of drop up to 12 or 16 inches below bottom of door.

Brackets and Clips are of wrought metal. Bolt is 5/8 inch steel Rod. Strikes for both cement and wood floors.

Packed 1/6 Dozen in a Box with two Strikes and Screws.

Weight per Dozen	18″—32½ lbs.	24″—39½ lbs.
Case Quantity	18″—1½ Dozen	24″—2 Dozen

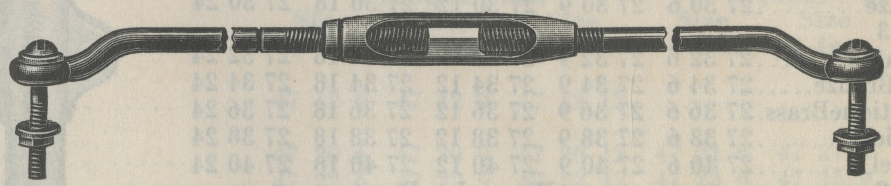

SHELBY Garage Door Brace

90 00 00 SERIES

Finish	No.
Group 1	
Japan	90 12 60

This Brace will draw up sagging garage doors to position and stop the dragging of doors which soon racks a door to pieces.

The Rods are 1/4 inch steel, made off-set to insure easy operating.

The Turn Buckle is Brass Size 3⅛″ x 11/16″.

Fastened with 1/4″ Bolts 2½″ long.

This Brace will support a weight exceeding 500 lbs.

As the Rod is in two pieces, they are handy to stock, as the box is only 2½ feet long.

Packed 1 doz. in a box. Weight per Dozen—14½ lbs. Case Quantity—10 Doz.

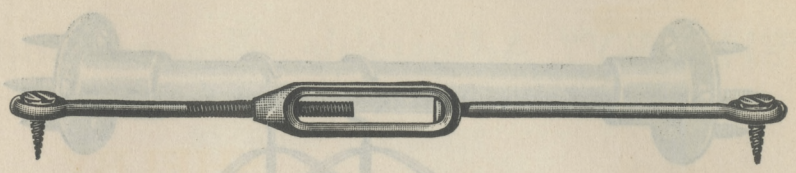

SHELBY Quick Tension Door Brace

91 00 00 SERIES

Finish	No.
Group 1	
Japan Length 21″	91 12 21
Japan Length 42″	91 12 42

Malleable Turn Buckle. Length 2 Inches. Rod No. 10 Wire.

Packed One Dozen in a Box with Screws.

Weight per Gross	21″ Length—20½ lbs.	42″ Length—34 lbs.
Case Quantity	21″ Length—3 Gross	42″ Length—1 Gross



SHELBY Screen Door Brace

92 00 00 SERIES

Finish	No.
Group 2	
Dull Brass Plated Length 12″	92 26 12
Dull Brass Plated Length 18″	92 26 18

Rod No. 7 Wire. Packed One Dozen in a Box with Screws.

Weight per Gross	12″ Length—21½ lbs.	18″ Length—28 lbs.
Case Quantity	12″ Length—3 Gross	18″ Length—1 Gross

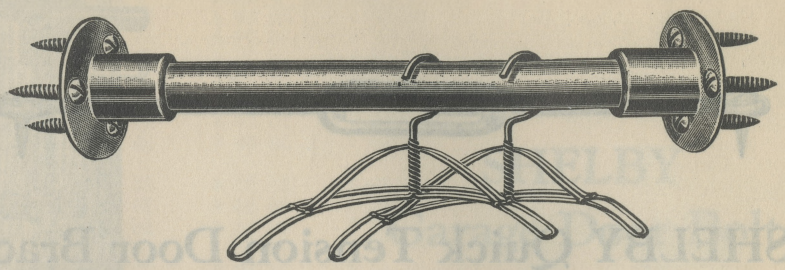

SHELBY Closet Hanger Bar

102 00 00 Series **¾ Inch Rod**

DESCRIPTION: Rod: ¾ in. Brass, steel lined. Ends: Diameter base 1⅞ in. Length: 1¼ in. All sizes packed ⅓ dozen in carton complete with screws. Weight per dozen, 18 in., 8 lbs.; 24 in., 10½ lbs.; 30 in., 13 lbs.; 36 in., 15½ lbs.; 42 in., 18 lbs.; 48 in., 20½ lbs.; 60 in., 23 lbs.; 72 in., 25½ lbs.

Finish		18 inch	24 inch	30 inch	36 inch
Group 3	Lengths	102 32 18	102 32 24	102 32 30	102 32 36
Steel Ends	and				
Brass Cov'd Rod	Nos.	42 inch	48 inch	60 inch	72 inch
Nickel Plated		102 32 42	102 32 48	102 32 60	102 32 72

Wrought Brass

Finish		18 inch	24 inch	30 inch	36 inch
Group 3	Lengths	102 33 18	102 33 24	102 33 30	102 33 36
Brass Ends	and				
Brass Cov'd Rod	Nos.	42 inch	48 inch	60 inch	72 inch
Nickel Plated		102 33 42	102 33 48	102 33 60	102 33 72

SHELBY Closet Hanger Bar

103 00 00 Series **1 Inch Rod**

DESCRIPTION: Rod: 1 in. Brass, steel lined. Ends: Diameter base 1⅞ in.; Length: 1¼ in. All sizes packed ⅙ dozen in carton, complete with screws. Weight per dozen, 18 in., 8½ lbs.; 24 inch, 11¼ lbs.; 30 inch, 14 lbs.; 36 inch, 17 lbs.; 42 inch, 20 lbs.; 48 inch 23 lbs.; 60 inch, 26 lbs.; 72 inch, 29 lbs.

Finish		18 inch	24 inch	30 inch	36 inch
Group 3	Lengths	103 32 18	103 32 24	103 32 30	103 32 36
Steel Ends	and				
Brass Cov'd Rod	Nos.	42 inch	48 inch	60 inch	72 inch
Nickel Plated		103 32 42	103 32 48	103 32 60	103 32 72

Wrought Brass

Finish		18 inch	24 inch	30 inch	36 inch
Group 3	Lengths	103 33 18	103 33 24	103 33 30	103 33 36
Brass Ends	and				
Brass Cov'd Rod	Nos.	42 inch	48 inch	60 inch	72 inch
Nickel Plated		103 33 42	103 33 48	103 33 60	103 33 72

This bar is nickel plated on brass, and is steel lined, making it strong and rigid. Made in eight lengths. Bars can be easily cut with a hack saw for odd lengths.

"SHELBY" 1 Inch Push Bar

61 00 00 SERIES



Finish	30 In. Length No.	36 In. Length No.	Finish	30 In. Length No.	36 In. Length No.
Group 2			**Group 3**		
Bronze, Bright	61 21 30	61 21 36	Nickel Plated	61 33 30	61 33 36
Brass, Bright	61 23 30	61 23 36	Statuary Bronze	61 35 30	61 35 36
Antique Copper	61 25 30	61 25 36	Sanded Antique Brass	61 37 30	61 37 36
Dull Brass	61 27 30	61 27 36	Sanded Nickel	61 39 30	61 39 36
Bower Barff Plated	61 29 30	61 29 36	Dull Nickel	61 41 30	61 41 36
Dull Bronze	61 31 30	61 31 36			

DESCRIPTION:—Rod, Brass, Steel Lined. Posts, Cast Bronze and Brass, Dia. Base $1\frac{15}{16}$ in. Clearance 1". Weight per Doz.—30" length—25½ lbs. 36" Length—27 lbs. Case Quantity—1 Dozen. Packed Two in a Box with Screws.

"SHELBY" 1 Inch Push Bar

G61 00 00 SERIES



Federal Master Specification FF-H-101 Type No. 1009

Posts Cast Bronze and Brass Dia. Base 2". Clearance 1⅜".
Bar: 1" O. D. Bronze Seamless Tubing $\frac{3}{32}$" thick. Lengths center to center.

Finish	24 In. Length No.	30 In. Length No.	36 In. Length No.
Group 2			
Bronze, Polished	G61 21 24	G61 21 30	G61 21 36
Brass, Polished	G61 23 24	G61 23 30	G61 23 36
Antique Copper	G61 25 24	G61 25 30	G61 25 36
Dull Brass	G61 27 24	G61 27 30	G61 27 36
Bower Barff Plated	G61 29 24	G61 29 30	G61 29 36
Dull Bronze	G61 31 24	G61 31 30	G61 31 36
Group 3			
Nickel Plated	G61 33 24	G61 33 30	G61 33 36
Statuary Bronze	G61 35 24	G61 35 30	G61 35 36
Sanded Antique Brass	G61 37 24	G61 37 30	G61 37 36
Sanded Nickel	G61 39 24	G61 39 30	G61 39 36
Dull Nickel	G61 41 24	G61 41 30	G61 41 36

Packed Two in a Carton with Screws. Weight per Carton; Two Bars; 24", 5½ lbs: 30" 6½ lbs: 36" 7½ lbs.

"SHELBY" Adjustable Closet Hanger Bar

SERIES 104 00 00



PACKED ONE IN A CARTON

An adjustable bar for use in closets, made of two wrought steel or wrought brass tubes, one telescoping the other; the outer tube is 1" diameter.

The wall plates are securely fastened into the end of the tubes and have three screw holes.

In the 3 sizes furnished viz: 18" 30" 48" the Shelby Closet bars are adaptable for any needed length from 18" to 72" and yet are convenient length for handling and shipping. Used within the limits for which they are intended they are sufficiently strong to support any amount of clothing.

Shelby Closet hanger bars are adaptable as a bar for bath tub shower curtains, door ways, etc.

Finish		Size	Wrought Steel No.
Nickel Plated	BUTTED	Length Closed 18"	104 32 18
Nickel Plated	STEEL	Length Closed 30"	104 32 30
Nickel Plated	TUBE	Length Closed 48"	104 32 48
			Wrought Brass No.
Bright Brass		Length Closed 18"	104 23 18
Bright Brass	SEAMLESS	Length Closed 30"	104 23 30
Bright Brass	BRASS TUBE	Length Closed 48"	104 23 48
Nickel Plated		Length Closed 18"	104 33 18
Nickel Plated		Length Closed 30"	104 33 30
Nickel Plated		Length Closed 48"	104 33 48

LIMITS OF SIZES:

Length Closed	Recommended Extension
18"	30" with 6" lap
30"	48" 12"
48"	72" 78" 18"

Packing: Packed ½ Doz. Bars to Carton, with Screws.

Weights:		
	18" Length	16 Lbs. to Doz.
	30" Length	25 Lbs. to Doz.
	48" Length	43 Lbs. to Doz.

Shelby Adjustable Closet Hanger Bars are items of ready sale as they appeal to the householder as an item of great convenience and many apartment houses, office buildings, institutions and public buildings are so equipped.

Federal Master Specification FF-H-101 Type A 1010



SHELBY 1/2 Inch Push Bar

59 00 00 SERIES

Finish	Cast Iron Post 30 In. Length No.	Cast Iron Post 36 In. Length No.	Cast Brass Post 30 In. Length No.	Cast Brass Post 36 In. Length No.
Group 2				
Bronze, Bright	59 20 30	59 20 36	59 21 30	59 21 36
Brass, Bright	59 22 30	59 22 36	59 23 30	59 23 36
Antique Copper	59 24 30	59 24 36	59 25 30	59 25 36
Dull Brass	59 26 30	59 26 36	59 27 30	59 27 36
Bower Barff Plated	59 28 30	59 28 36	59 29 30	59 29 36
Dull Bronze	59 30 30	59 30 36	59 31 30	59 31 36
Group 3				
Nickel Plated	59 32 30	59 32 36	59 33 30	59 33 36
Statuary Bronze	59 34 30	59 34 36	59 35 30	59 35 36
Sanded Antique Brass	59 36 30	59 36 36	59 37 30	59 37 36
Sanded Nickel	59 38 30	59 38 36	59 39 30	59 39 36
Dull Nickel	59 40 30	59 40 36	59 41 30	59 41 36

DESCRIPTION: Rod, Brass, Steel Lined: Ends, Dia. Base—1 3/16". Packed 1/2 Dozen in a Box with Screws. Weight per Dozen—30" Length—10 lbs. 36" Length—11 1/4 lbs. Case Quantity—30" Length—3 Dozen. 36" Length—3 Dozen.



SHELBY 3/4 Inch Push Bar

60 00 00 SERIES

Finish	Cast Iron Post 30 In. Length No.	Cast Iron Post 36 In. Length No.	Cast Brass Post 30 In. Length No.	Cast Brass Post 36 In. Length No.
Group 2				
Bronze, Bright	60 20 30	60 20 36	60 21 30	60 21 36
Brass, Bright	60 22 30	60 22 36	60 23 30	60 23 36
Antique Copper	60 24 30	60 24 36	60 25 30	60 25 36
Dull Brass	60 26 30	60 26 36	60 27 30	60 27 36
Bower Barff Plated	60 28 30	60 28 36	60 29 30	60 29 36
Dull Bronze	60 30 30	60 30 36	60 31 30	60 31 36
Group 3				
Nickel Plated	60 32 30	60 32 36	60 33 30	60 33 36
Statuary Bronze	60 34 30	60 34 36	60 35 30	60 35 36
Sanded Antique Brass	60 36 30	60 36 36	60 37 30	60 37 36
Sanded Nickel	60 38 30	60 38 36	60 39 30	60 39 36
Dull Nickel	60 40 30	60 40 36	60 41 30	60 41 36

DESCRIPTION: Rod, Brass, Steel Lined. Ends, Dia. Base 1 1/2 in. Packed 1/3 Dozen in a Box with Screws. Weight per Dozen—30"—16 lbs. 36" Length—18 lbs. Case Quantity—2 Dozen.

SHELBY 1 Inch Push Bar

61 00 00 SERIES

Finish	Cast Brass Post 30 In. Length No.	Cast Brass Post 36 In. Length No.	Finish	Cast Brass Post 30 In. Length No.	Cast Brass Post 36 In. Length No.
Group 2			**Group 3**		
Bronze, Bright	61 21 30	61 21 36	Nickel Plated	61 33 30	61 33 36
Brass, Bright	61 23 30	61 23 36	Statuary Bronze	61 35 30	61 35 36
Antique Copper	61 25 30	61 25 36	Sanded Antique Brass	61 37 30	61 37 36
Dull Brass	61 27 30	61 27 36	Sanded Nickel	61 39 30	61 39 36
Bower Barff Plated	61 29 30	61 29 36	Dull Nickel	61 41 30	61 41 36
Dull Bronze	61 31 30	61 31 36			

DESCRIPTION: Rod, Brass, Steel Lined. Ends, Dia. Base 1 15/16 in. Packed 1/6 Dozen in a Box with Screws. Weight per Doz.—30"—25 1/2 lbs. 36" Length—27 lbs. Case Quantity —1 Dozen.

SHELBY Hexagon Head Base Knob

10 00 2 SERIES



Finish	Wrought Steel	Wrought Brass
Group 1		
Coppered	10 16 2	.....
Group 2		
Bronze, Bright	10 20 2	10 21 2
Brass, Bright	10 22 2	10 23 2
Antique Copper	10 24 2	10 25 2
Dull Brass	10 26 2	10 27 2
Bower Barff Plated	10 28 2	10 29 2
Dull Bronze	10 30 2	10 31 2
Group 3		
Nickel Plated	10 32 2	10 33 2
Statuary Bronze	10 34 2	10 35 2
Sanded Antique Brass	10 36 2	10 37 2
Sanded Nickel	10 38 2	10 39 2
Dull Nickel	10 40 2	10 41 2

DESCRIPTION: Projection—3″.
Packed 1 Dozen in a Box. Weight per Gross—16½ lbs. Case Quantity—2 Gross.

SHELBY Wrought Metal Floor Door Bumper

10 00 3 SERIES



Finish	Wrought Steel	Wrought Brass
Group 1		
Coppered	10 16 3	.....
Group 2		
Bronze, Bright	10 20 3	10 21 3
Brass, Bright	10 22 3	10 23 3
Antique Copper	10 24 3	10 25 3
Dull Brass	10 26 3	10 27 3
Bower Barff Plated	10 28 3	10 29 3
Dull Bronze	10 30 3	10 31 3
Group 3		
Nickel Plated	10 32 3	10 33 3
Statuary Bronze	10 34 3	10 35 3
Sanded Antique Brass	10 36 3	10 37 3
Sanded Nickel	10 38 3	10 39 3
Dull Nickel	10 40 3	10 41 3

DESCRIPTION: Diameter Base—1⅞″. Height—1¼″.
Packed 1 Dozen in a Box with Screws. Weight per Gross—13 lbs. Case Quantity—2 Gross.

SHELBY Cast Base Knob With Screw

10 00 4 SERIES

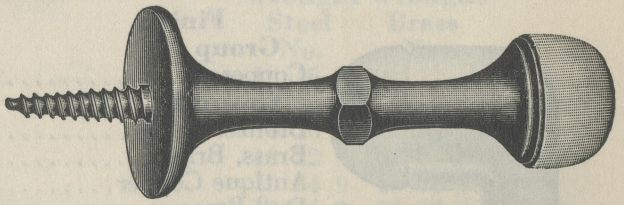

Finish	Cast Iron	Cast Brass
Group 1		
Coppered	10 16 4	.....
Group 2		
Bronze, Bright	10 20 4	10 21 4
Brass, Bright	10 22 4	10 23 4
Antique Copper	10 24 4	10 25 4
Dull Brass	10 26 4	10 27 4
Bower Barff Plated	10 28 4	10 29 4
Dull Bronze	10 30 4	10 31 4
Group 3		
Nickel Plated	10 32 4	10 33 4
Statuary Bronze	10 34 4	10 35 4
Sanded Antique Brass	10 36 4	10 37 4
Sanded Nickel	10 38 4	10 39 4
Dull Nickel	10 40 4	10 41 4

DESCRIPTION: Projection—2½″.
Packed 1 Dozen in a Box. Weight per Gross—13 lbs. Case Quantity—5 Gross.



SHELBY Hexagon Head Base Knob

10 00 0 SERIES

Length 6 Inches
Wrought Brass

Finish	No.
Group 2	
Bronze, Bright	10 21 0
Brass, Bright	10 23 0
Antique Copper	10 25 0
Dull Brass	10 27 0
Bower Barff Plated	10 29 0
Dull Bronze	10 31 0
Group 3	
Nickel Plated	10 33 0
Statuary Bronze	10 35 0
Sanded Antique Brass	10 37 0
Sanded Nickel	10 39 0
Dull Nickel	10 41 0

DESCRIPTION

Projection—6 inches. Weight per Gross—25 lbs.
Packed 1 Dozen in a Box. Case Quantity—1½ Gross.



SHELBY Wrought Metal Base Knob

10 00 1 SERIES

Finish	Wrought Steel	Wrought Brass
Group 1		
Coppered	10 16 1	.....
Group 2		
Bronze, Bright	10 20 1	10 21 1
Brass, Bright	10 22 1	10 23 1
Antique Copper	10 24 1	10 25 1
Dull Brass	10 26 1	10 27 1
Bower Barff Plated	10 28 1	10 29 1
Dull Bronze	10 30 1	10 31 1
Group 3		
Nickel Plated	10 32 1	10 33 1
Statuary Bronze	10 34 1	10 35 1
Sanded Antique Brass	10 36 1	10 37 1
Sanded Nickel	10 38 1	10 39 1
Dull Nickel	10 40 1	10 41 1

DESCRIPTION: Projection—3″.
Packed 1 Dozen in a Box. Weight per Gross—25 lbs. Case Quantity—1½ Gross.

SHELBY Flexible Base Knob

10 00 8 SERIES



Finish	No.
Group 1	
Coppered	10 16 8
Group 2	
Bronze, Bright	10 20 8
Brass, Bright	10 22 8
Antique Copper	10 24 8
Dull Brass	10 26 8
Bower Barff Plated	10 28 8
Dull Bronze	10 30 8
Group 3	
Nickel Plated	10 32 8
Statuary Bronze	10 34 8
Sanded Antique Brass	10 36 8
Sanded Nickel	10 38 8
Dull Nickel	10 40 8

DESCRIPTION Projection—3″
Packed 1 Dozen in a Box. Weight per Gross—33 lbs. Case Quantity—2 Gross



SHELBY Hexagon Head Base Knob

10 00 9 SERIES

Length—4½ Inches

Finish	Wrought Steel No.	Wrought Brass No.
Group 1		
Coppered	10 16 9	.....
Group 2		
Bronze, Bright	10 20 9	10 21 9
Brass, Bright	10 22 9	10 23 9
Antique Copper	10 24 9	10 25 9
Dull Brass	10 26 9	10 27 9
Bower Barff Plated	10 28 9	10 29 9
Dull Bronze	10 30 9	10 31 9
Group 3		
Nickel Plated	10 32 9	10 33 9
Statuary Bronze	10 34 9	10 35 9
Sanded Antique Brass	10 36 9	10 37 9
Sanded Nickel	10 38 9	10 39 9
Dull Nickel	10 40 9	10 41 9

DESCRIPTION Projection—4½″
Packed 1 Dozen in a Box. Weight per Gross—23 lbs. Case Quantity—1½ Gross

SHELBY Cast Base Knob

10 00 5 SERIES



Finish	Cast Iron	Cast Brass
Group 1		
Coppered	10 16 5	.....
Group 2		
Bronze, Bright	10 20 5	10 21 5
Brass, Bright	10 22 5	10 23 5
Antique Copper	10 24 5	10 25 5
Dull Brass	10 26 5	10 27 5
Bower Barff Plated	10 28 5	10 29 5
Dull Bronze	10 30 5	10 31 5
Group 3		
Nickel Plated	10 32 5	10 33 5
Statuary Bronze	10 34 5	10 35 5
Sanded Antique Brass	10 36 5	10 37 5
Sanded Nickel	10 38 5	10 39 5
Dull Nickel	10 40 5	10 41 5

DESCRIPTION: Projection—2¾". Dia. Base—1⅜". Packed 1 Dozen in a Box with Screws. Weight per Gross—23½ lbs. Case Quantity—2½ Gross.

SHELBY Cast Floor Door Bumper

10 00 6 SERIES

Finish	Cast Iron	Cast Brass
Group 1		
Coppered	10 16 6	.....
Group 2		
Bronze, Bright	10 20 6	10 21 6
Brass, Bright	10 22 6	10 23 6
Antique Copper	10 24 6	10 25 6
Dull Brass	10 26 6	10 27 6
Bower Barff Plated	10 28 6	10 29 6
Dull Bronze	10 30 6	10 31 6
Group 3		
Nickel Plated	10 32 6	10 33 6
Statuary Bronze	10 34 6	10 35 6
Sanded Antique Brass	10 36 6	10 37 6
Sanded Nickel	10 38 6	10 39 6
Dull Nickel	10 40 6	10 41 6



DESCRIPTION: Diameter Base—1¼". Height—1$\frac{5}{16}$". Packed 1 Dozen in a Box with Screws. Weight per Gross—18¾ lbs. Case Quantity—3 Gross.

SHELBY Cast Floor Door Bumper With Screw

10 00 7 SERIES

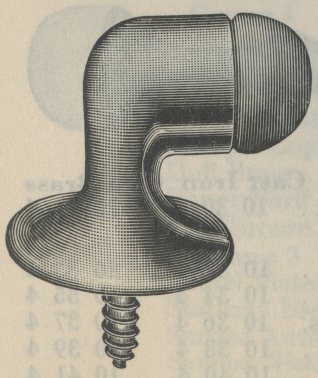

Finish	Cast Iron	Cast Brass
Group 1		
Coppered	10 16 7	.....
Group 2		
Bronze, Bright	10 20 7	10 21 7
Brass, Bright	10 22 7	10 23 7
Antique Copper	10 24 7	10 25 7
Dull Brass	10 26 7	10 27 7
Bower Barff Plated	10 28 7	10 29 7
Dull Bronze	10 30 7	10 31 7
Group 3		
Nickel Plated	10 32 7	10 33 7
Statuary Bronze	10 34 7	10 35 7
Sanded Antique Brass	10 36 7	10 37 7
Sanded Nickel	10 38 7	10 39 7
Dull Nickel	10 40 7	10 41 7

DESCRIPTION: Diameter Base—1¼". Height—1$\frac{5}{16}$". Packed 1 Dozen in a Box. Weight per Gross—20½ lbs. Case Quantity—3 Gross.

SHELBY Friction Catch

70 00 1 Series

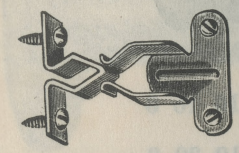

Finish	Oil Tempered Spring / Wrought Steel Strike No.
Group 2	
Blued Spring, Dull Brass Strike	70 00 1
Dull Brass Spring and Strike	70 26 1
Group 3	
Nickel Plated Spring and Strike	70 32 1

Description—
Length of Spring—1¼″ x 1″ Wide.
Length of Strike—1″ x ⅜″ Wide.
Packed ¼ Gross in a Box with Screws.
Weight per Gross—4¼ lbs.
Case Quantity—7½ Gross.

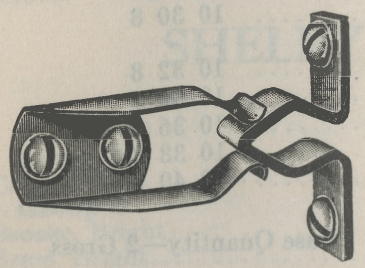

SHELBY Friction Catch

70 00 2 Series

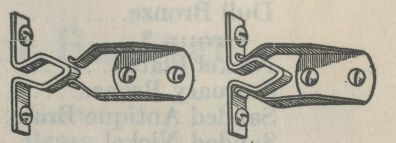

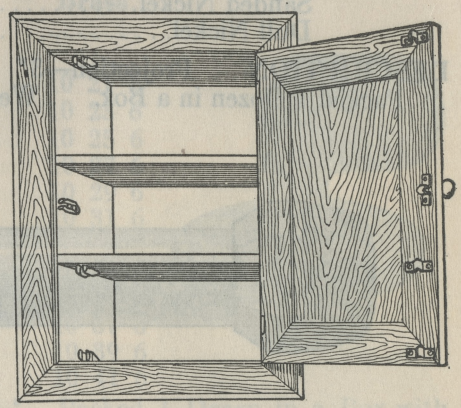

Oil Tempered Spring
Wrought Steel Strike

Finish	No.
Group 2	
Blued Spring, Dull Brass Strike	70 00 2
Dull Brass Spring and Strike	70 26 2
Group 3	
Nickel Plated Spring and Strike	70 32 2

Description—
Length of Spring—1⅜ in. x ½ in. wide.
Length of Strike—1¼ in. x $\frac{7}{16}$ in. wide.
Packed ¼ Gross in a Box with Screws.
Weight per Gross—5¼ lbs.
Case Quantity—7½ Gross.

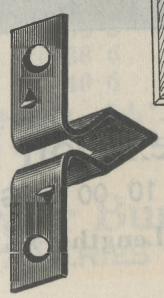

Special Marker Feature
(Patent Applied for.)

The strikes of Shelby Friction Catches are provided with "markers" to aid in placing the strike to properly engage with the catch.

These "Markers" are two sharp projections specially stamped into the strike.

SHELBY Friction Catch

70 00 3 Series



Finish	No.
Group 2	
Blued Spring, Dull Brass Strike	70 00 3
Dull Brass Spring and Strike	70 26 3
Group 3	
Nickel Plated Spring and Strike	70 32 3

Description—
Length of Spring—1½ in. x $1\frac{3}{16}$ in. wide.
Length of Strike—1¼ in. x $\frac{7}{16}$ in. wide.
Packed ¼ Gross in a Box with Screws.
Weight per Gross—5¾ lbs.
Case Quantity—7½ Gross.

SHELBY Friction Door Catch

70 00 4 Series

A Handy Catch for Screen Doors, Large Cupboard Doors, Hinged Tables and Light Interior Doors.



Patent applied for.

Description—

Length of Spring overall 2¼ inches.
Width of Spring overall 1¾ inches.
Length of Strike 1⅞ inches.
Width of Strike ⅝ inches.
Packed 1 Dozen in a Box with screws.
Weight per Gross 16¼ lbs.
Case Quantity 2½ Gross.

Heavy Steel Spring, Oil Tempered **Wrought Steel Strike**

Finish	No.
Group 2	
Blued Spring, Dull Brass Strike	70 00 4
Special Black Enameled, Spring and Strike	70 12 4
Cadmium Spring and Strike	70 18 4
Antique Copper Spring and Strike (not mottled)	70 24 4
Dull Brass Spring and Strike	70 26 4
Group 3	
Nickel Plated Spring and Strike	70 32 4

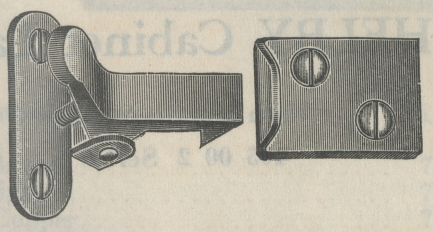

SHELBY Elbow Catch

71 00 1 SERIES

Finish	No.
Group 1	
Japan	71 12 1
Group 2	
Antique Copper	71 24 1
Dull Brass	71 26 1
Bower Barff Plated	71 28 1
Group 3	
Nickel Plated	71 32 1
Sanded Nickel	71 38 1
Dull Nickel	71 40 1

DESCRIPTION: Base of Catch 1¼" x $\frac{7}{16}$" Steel. Strike ⅝" x ⅞" Steel. Cast Catch. Packed ¼ Gross in a box with Screws. Weight per Gross 8¾ lbs. Case Quantity 5 Gross.



SHELBY Cabinet Latch

For Both Flush and Offset Doors, Either Hand.

105 00 1 Series

Finish	Wrought Steel	Wrought Brass
Group 2		
Bronze, Bright	105 20 1	105 21 1
Brass, Bright	105 22 1	105 23 1
Antique Copper	105 24 1	105 25 1
Dull Brass	105 26 1	105 27 1
Bower Barff Plated	105 28 1	105 29 1
Dull Bronze	105 30 1	105 31 1
Group 3		
Nickel Plated	105 32 1	105 33 1
Statuary Bronze	105 34 1	105 35 1
Sanded Antique Brass	105 36 1	105 37 1
Sanded Nickel	105 38 1	105 39 1
Dull Nickel	105 40 1	105 41 1

A new departure Latch for Cabinet and Cupboard Doors. It is made entirely of wrought metal and is furnished in steel or brass. The slide bolt is operated with the lever. Each latch is packed with screws and two strikes. One strike to be used on doors that fit flush, hung on surface hinges or butts. One for rabbeted doors, hung with 3/8" offset hinges.

DESCRIPTION: Case 1 1/8 x 2 inches. Latch throw 5/16 inch. Offset Strike 3/8 x 1 5/8 inches. Flush strike 5/8 x 1 5/8". Packed 1 Doz. in a box with screws and both offset and Flush Strikes. Weight per Gross 25 lbs. Case Quantity 30 Dozen.

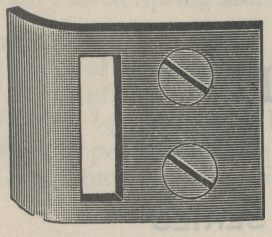

Packed with Mortise Strike only for use on Flush Fitting Doors.

SHELBY Cabinet Latch

With Mortise Strike

105 00 2 Series



Finish	Wrought Steel No.	Wrought Brass No.
Group 2		
Bronze, Bright	105 20 2	105 21 2
Brass, Bright	105 22 2	105 23 2
Antique Copper	105 24 2	105 25 2
Dull Brass	105 26 2	105 27 2
Bower Barff Plated	105 28 2	105 29 2
Dull Bronze	105 30 2	105 31 2
Group 3		
Nickel Plated	105 32 2	105 33 2
Statuary Bronze	105 34 2	105 35 2
Sanded Antique Brass	105 36 2	105 37 2
Sanded Nickel	105 38 2	105 39 2
Dull Nickel	105 40 2	105 41 2

SHELBY
French Window Catch

72 00 1 SERIES

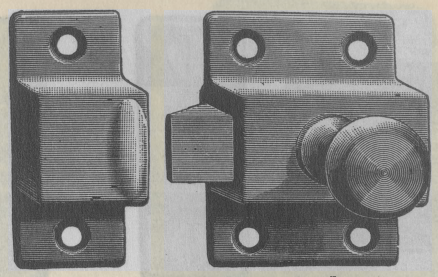

Finish	Wrought Steel No.	Wrought Brass No.
Group 2		
Bronze, Bright	72 20 1	72 21 1
Brass, Bright	72 22 1	72 23 1
Antique Copper	72 24 1	72 25 1
Dull Brass	72 26 1	72 27 1
Bower Barff Plated	72 28 1	72 29 1
Dull Bronze	72 30 1	72 31 1
Group 3		
Nickel Plated	72 32 1	72 33 1
Statuary Bronze	72 34 1	72 35 1
Sanded Antique Brass	72 36 1	72 37 1
Sanded Nickel	72 38 1	72 39 1
Dull Nickel	72 40 1	72 41 1

DESCRIPTION

Case—1¼″ x 1″. Throw—¼″. Strike—⅝″ x 1¼″.
Packed $\frac{1}{6}$ Gross in a Box with Screws.
Weight per Gross—9 lbs. Case Quantity—5 Gross.



SHELBY
Cupboard Catch

72 00 2 AND 72 00 3 SERIES

Finish	Wrought Steel Size 1⅝ In. No.	Wrought Steel Size 2 In. No.	Wrought Brass Size 1⅝ In. No.	Wrought Brass Size 2 In. No.
Group 2				
Bronze, Bright	72 20 2	72 20 3	72 21 2	72 21 3
Brass, Bright	72 22 2	72 22 3	72 23 2	72 23 3
Antique Copper	72 24 2	72 24 3	72 25 2	72 25 3
Dull Brass	72 26 2	72 26 3	72 27 2	72 27 3
Bower Barff Plated	72 28 2	72 28 3	72 29 2	72 29 3
Dull Bronze	72 30 2	72 30 3	72 31 2	72 31 3
Group 3				
Nickel Plated	72 32 2	72 32 3	72 33 2	72 33 3
Statuary Bronze	72 34 2	72 34 3	72 35 2	72 35 3
Sanded Antique Brass	72 36 2	72 36 3	72 37 2	72 37 3
Sanded Nickel	72 38 2	72 38 3	72 39 2	72 39 3
Dull Nickel	72 40 2	72 40 3	72 41 2	72 41 3

Packed $\frac{1}{6}$ Gross in a Box with Screws.

DESCRIPTION:	1⅝″	2″
Case	1⅝″ x $1\frac{7}{16}$″	2″ x 1¼″
Throw	$\frac{7}{32}$″	$\frac{9}{32}$″
Strike	⅝″ x $1\frac{7}{16}$″	⅝″ x 1¼″
Weight per Gross	11¼ lbs.	13½ lbs.
Case Quantity	4 Gross	3 Gross

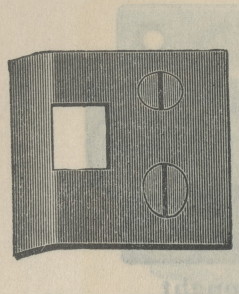

Universal Strike



Surface Strike



SHELBY Transom Catch

73 00 1 AND 73 00 2 SERIES

Finish	Wrought Steel Universal Strike No.	Wrought Steel Surface Strike No.	Wrought Brass Universal Strike No.	Wrought Brass Surface Strike No.
Group 2				
Bronze, Bright	73 20 1	73 20 2	73 21 1	73 21 2
Brass, Bright	73 22 1	73 22 2	73 23 1	73 23 2
Antique Copper	73 24 1	73 24 2	73 25 1	73 25 2
Dull Brass	73 26 1	73 26 2	73 27 1	73 27 2
Bower Barff Plated	73 28 1	73 28 2	73 29 1	73 29 2
Dull Bronze	73 30 1	73 30 2	73 31 1	73 31 2
Group 3				
Nickel Plated	73 32 1	73 32 2	73 33 1	73 33 2
Statuary Bronze	73 34 1	73 34 2	73 35 1	73 35 2
Sanded Ant. Brass	73 36 1	73 36 2	73 37 1	73 37 2
Sanded Nickel	73 38 1	73 38 2	73 39 1	73 39 2
Dull Nickel	73 40 1	73 40 2	73 41 1	73 41 2

DESCRIPTION: Catch 1⅝″ x 1⅜″. Throw ¼″. Universal Strike—1⅛″ x 1″. Surface Strike—$1\frac{7}{16}$″ x ⅝″. Packed 1 Dozen in a Box with Screws. Weight per Gross—15½ lbs. Case Quantity 2 Gross.



Universal Strike



Surface Strike



SHELBY Large Transom Catch

73 00 3 AND 73 00 4 SERIES

Finish	Wrought Steel Universal Strike No.	Wrought Steel Surface Strike No.	Wrought Brass Universal Strike No.	Wrought Brass Surface Strike No.
Group 2				
Bronze, Bright	73 20 3	73 20 4	73 21 3	73 21 4
Brass, Bright	73 22 3	73 22 4	73 23 3	73 23 4
Antique Copper	73 24 3	73 24 4	73 25 3	73 25 4
Dull Brass	73 26 3	73 26 4	73 27 3	73 27 4
Bower Barff Plated	73 28 3	73 28 4	73 29 3	73 29 4
Dull Bronze	73 30 3	73 30 4	73 31 3	73 31 4
Group 3				
Nickel Plated	73 32 3	73 32 4	73 33 3	73 33 4
Statuary Bronze	73 34 3	73 34 4	73 35 3	73 35 4
Sanded Ant. Brass	73 36 3	73 36 4	73 37 3	73 37 4
Sanded Nickel	73 38 3	73 38 4	73 39 3	73 39 4
Dull Nickel	73 40 3	73 40 4	73 41 3	73 41 4

DESCRIPTION: Catch—2¼″ x 1½″. Throw $\frac{5}{16}$″. Universal Strike—1⅜″ x 1⅜″. Surface Strike—2¼″ x ½″. Packed 1 Dozen in a Box with Screws. Weight per Gross—30 lbs. Case Quantity 1½ Gross.

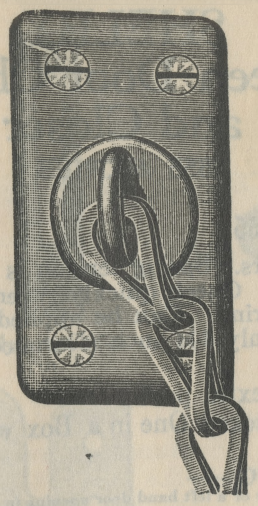

SHELBY Heavy Transom Chain

9 00 00 SERIES



Finish	Size 9 In. No.	Size 12 In. No.	Size 15 In. No.	Size 18 In. No.
Group 1				
Japan	9 12 9	9 12 12	9 12 15	9 12 18
Dull Black	9 14 9	9 14 12	9 14 15	9 14 18
Group 2				
Bronze, Bright	9 20 9	9 20 12	9 20 15	9 20 18
Brass, Bright	9 22 9	9 22 12	9 22 15	9 22 18
Antique Copper	9 24 9	9 24 12	9 24 15	9 24 18
Dull Brass	9 26 9	9 26 12	9 26 15	9 26 18
Bower Barff Plated	9 28 9	9 28 12	9 28 15	9 28 18
Dull Bronze	9 30 9	9 30 12	9 30 15	9 30 18
Group 3				
Nickel Plated	9 32 9	9 32 12	9 32 15	9 32 18
Statuary Bronze	9 34 9	9 34 12	9 34 15	9 34 18
Sanded Antique Brass	9 36 9	9 36 12	9 36 15	9 36 18
Sanded Nickel	9 38 9	9 38 12	9 38 15	9 38 18
Dull Nickel	9 40 9	9 40 12	9 40 15	9 40 18

DESCRIPTION: Base Plates—2″ x1⅛″. Packed 1 Dozen in a Box with Screws.

	9 In.	12 In.	15 In.	18 In.
Weight per Dozen	2 lbs.	2¼ lbs.	2½ lbs.	2¾ lbs.
Case Quantity	24 Doz.	24 Doz.	24 Doz.	18 Doz.

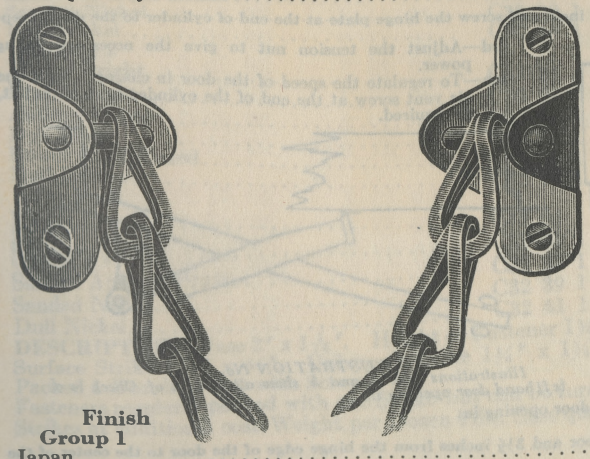

Detachable Transom Chains.

These Chains can be furnished with Snap Hooks so that windows can be opened full radius for cleaning.

SHELBY Transom Chain

24 00 00 SERIES

Finish	Size 9 Inch No.	Size 12 Inch No.	Size 15 Inch No.	Size 18 Inch No.
Group 1				
Japan	24 12 9	24 12 12	24 12 15	24 12 18
Dull Black	24 14 9	24 14 12	24 14 15	24 14 18
Group 2				
Bronze, Bright	24 20 9	24 20 12	24 20 15	24 20 18
Brass, Bright	24 22 9	24 22 12	24 22 15	24 22 18
Antique Copper	24 24 9	24 24 12	24 24 15	24 24 18
Dull Brass	24 26 9	24 26 12	24 26 15	24 26 18
Bower Barff Plated	24 28 9	24 28 12	24 28 15	24 28 18
Dull Bronze	24 30 9	24 30 12	24 30 15	24 30 18
Group 3				
Nickel Plated	24 32 9	24 32 12	24 32 15	24 32 18
Statuary Bronze	24 34 9	24 34 12	24 34 15	24 34 18
Sanded Antique Brass	24 36 9	24 36 12	24 36 15	24 36 18
Sanded Nickel	24 38 9	24 38 12	24 38 15	24 38 18
Dull Nickel	24 40 9	24 40 12	24 40 15	24 40 18

DESCRIPTION: Base Plates—1⅜″ x $\frac{7}{16}$″. Packed 1 Dozen in a Box with Screws.

	9 In.	12 In.	15 In.	18 In.
Weight per Dozen	1¼ lbs.	1⅜ lbs.	1½ lbs.	1¾ lbs.
Case Quantity	36 Doz.	36 Doz.	36 Doz.	36 Doz.



SHELBY Screen Door Check and Closer

555 SERIES

Finish Group 2

Dull Brass..... **No. 555**

An Air Check for Screen, Storm Doors, and Light Inside Doors. Spring tension is adjustable. Closing speed regulated by air screw in end of cylinder. Check quickly reversed for either hand door by removing cotter pin and reversing the spring. Can be applied to either side of door, and also between screen and regular door as only 1¾ inch clearance is necessary.

Bracket can be fastened to either door casing or trim without extra parts.

Brass Barrel—10 x 1¼ inches. Brackets—Malleable Iron. Packed One in a Box with Screws. Case Quantity—1 Dozen. Weight per Dozen—30½ lbs.

HOW TO CHANGE THE HAND OF THE SPRING

This Check is adjusted to attach to the inside of a right hand door opening out; or the inside of a left hand door opening in. To change the hand of the spring:

Remove the cotter pin at top of spring, grasp the bracket in the left hand, and the spring and cylinder in the right. Lift the spring and cylinder off the post; turn over and replace, fastening with the cotter pin.



ILLUSTRATION No. 1

Illustrations No. 1 and 2 show the attachment of a Check to a right hand door opening out

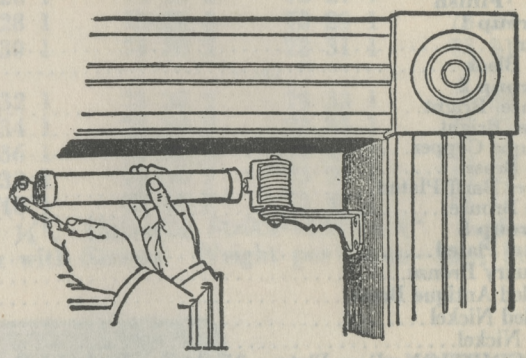

ILLUSTRATION No. 2

HOW TO ATTACH CHECK to inside of a right or left hand door opening out:
Change hand of spring if door is left hand.

1st—Screw the bracket to the side of the casing or jamb, allowing ½ inch space between the top part of the spring and the overhead jamb.

2nd—See that the door is fully closed, draw the cylinder out ⅛ inch, and screw the hinge plate at the end of cylinder to the door, keeping the cylinder level as possible.

3rd—Adjust the tension nut to give the necessary spring power.

4th—To regulate the speed of the door in closing: Turn the air vent screw at the end of the cylinder to right or left, as required.

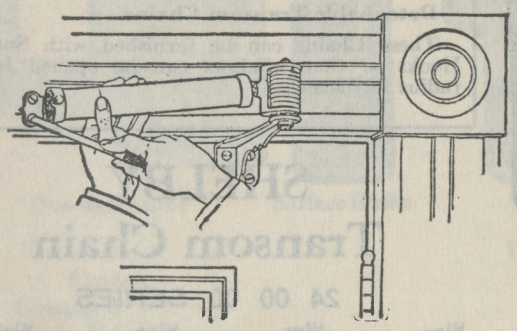

ILLUSTRATION No. 3

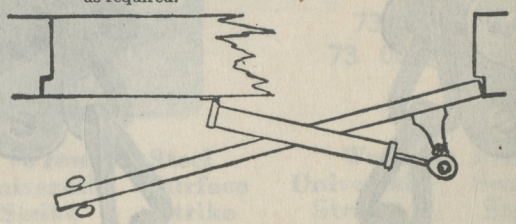

ILLUSTRATION No. 4

Illustrations No. 3 and 4 show attachment of Check to a left hand door opening in.

HOW TO ATTACH CHECK to inside of right or left hand door opening in:
Change hand of spring if door is right hand.

1st—Screw the bracket on door even with the top edge of the door and 3½ inches from the hinge edge of the door to the center of the bracket.

2nd—See that the door is fully closed, then draw the cylinder out ⅛ inch and screw the hinge plate at the end of the cylinder to the casing over the door, keeping the cylinder as near level as possible.

3rd—Adjust tension nut to give the necessary power to the spring.

4th—To regulate the speed of the door in closing: Turn the air vent screw at the end of the cylinder to right or left, as required.

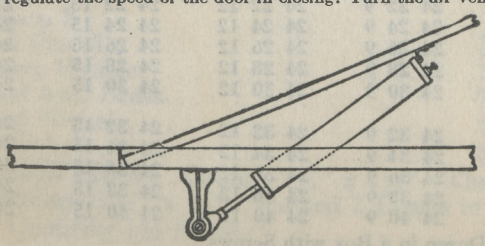

ILLUSTRATION No. 5

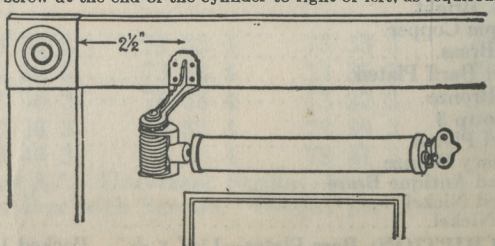

ILLUSTRATION No. 6

Illustrations No. 5 and 6 show attachment of Check to door opening out, where there is no jamb or casing, as in illustration No. 1



Mortise Strike
No. 1

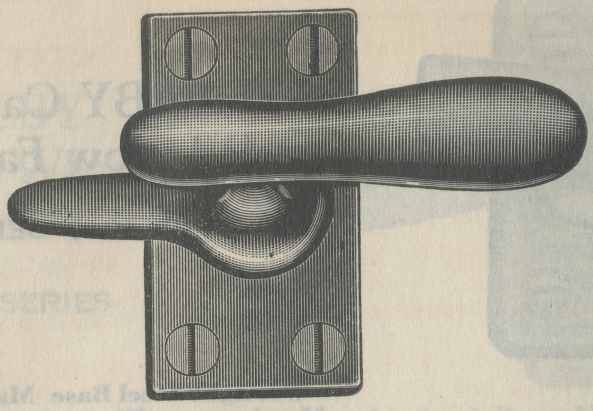



Cast
Surface Strike
No. 3

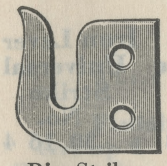

Rim Strike
No. 2

SHELBY Casement Window Fastener

C32 00 0 SERIES

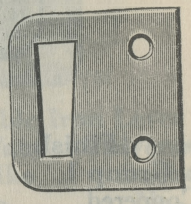

Universal Strike
No. 4

Finish	Mortise Strike No.	Rim Strike No.	Surface Strike No.	Universal Strike No.
		Cast Iron Base, Malleable Iron Lever		
Group 1				
Coppered	C32 16 1	C32 16 2	C32 16 3	C32 16 4
Group 2				
Cadmium	C32 18 1	C32 18 2	C32 18 3	C32 18 4
Bronze, Bright	C32 20 1	C32 20 2	C32 20 3	C32 20 4
Brass, Bright	C32 22 1	C32 22 2	C32 22 3	C32 22 4
Antique Copper	C32 24 1	C32 24 2	C32 24 3	C32 24 4
Dull Brass	C32 26 1	C32 26 2	C32 26 3	C32 26 4
Bower Barff Plated	C32 28 1	C32 28 2	C32 28 3	C32 28 4
Dull Bronze	C32 30 1	C32 30 2	C32 30 3	C32 30 4
Group 3				
Nickel Plated	C32 32 1	C32 32 2	C32 32 3	C32 32 4
Statuary Bronze	C32 34 1	C32 34 2	C32 34 3	C32 34 4
Sanded Antique Brass	C32 36 1	C32 36 2	C32 36 3	C32 36 4
Sanded Nickel	C32 38 1	C32 38 2	C32 38 3	C32 38 4
Dull Nickel	C32 40 1	C32 40 2	C32 40 3	C32 40 4
		Cast Brass Base and Lever		
Group 2				
Bronze, Bright	C32 21 1	C32 21 2	C32 21 3	C32 21 4
Brass, Bright	C32 23 1	C32 23 2	C32 23 3	C32 23 4
Antique Copper	C32 25 1	C32 25 2	C32 25 3	C32 25 4
Dull Brass	C32 27 1	C32 27 2	C32 27 3	C32 27 4
Bower Barff Plated	C32 29 1	C32 29 2	C32 29 3	C32 29 4
Dull Bronze	C32 31 1	C32 31 2	C32 31 3	C32 31 4
Group 3				
Nickel Plated	C32 33 1	C32 33 2	C32 33 3	C32 33 4
Statuary Bronze	C32 35 1	C32 35 2	C32 35 3	C32 35 4
Sanded Antique Brass	C32 37 1	C32 37 2	C32 37 3	C32 37 4
Sanded Nickel	C32 39 1	C32 39 2	C32 39 3	C32 39 4
Dull Nickel	C32 41 1	C32 41 2	C32 41 3	C32 41 4

DESCRIPTION: Base 2″ x $1\frac{1}{16}$″. Height of Fastener $1\frac{3}{4}$″. Mortise Strike 3″ x $\frac{5}{8}$″. Rim Strike $1\frac{9}{16}$″ x $1\frac{7}{16}$″. Surface Strike $1\frac{7}{8}$″ x $\frac{5}{8}$″. Universal Strike $1\frac{3}{4}$″ x $1\frac{3}{4}$″.
Packed 1 Doz. in a Box with Screws.
Fasteners regularly packed with one Strike but can be furnished with two Strikes at additional cost. Weight per Dozen 4 lbs. Case quantity 24 Dozen.

Casement Fastener

29 00 0 SERIES

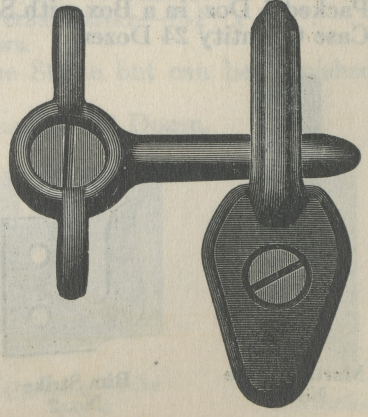

Finish	Cast Iron
Group 1	
Japan	29 12 0
Group 2	
Cadmium	29 18 0

DESCRIPTION: 1 Doz. in a Box with Screws.
Fastener $1\frac{3}{4}$″ x $1\frac{1}{2}$″. Strike $1\frac{1}{4}$″ x $\frac{7}{8}$″.
Case Quantity 2 Gross. Weight 21 lbs. per Gross.

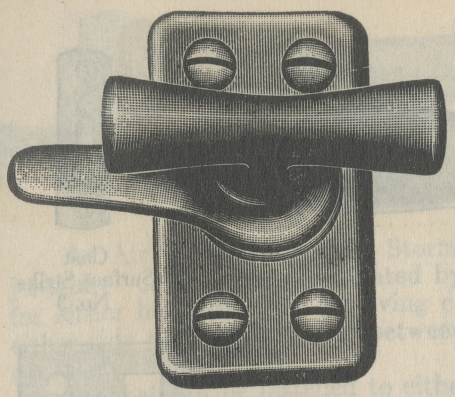

SHELBY Casement Window Fastener

30 00 0 SERIES

Finish	Wrought Steel Base Mortise Strike No.	Rim Strike No.	Malleable Surface Strike No.	Iron Lever Universal Strike No.
Group 1				
Coppered	30 16 1	30 16 2	30 16 3	30 16 4
Group 2				
Cadmium	30 18 1	30 18 2	30 18 3	30 18 4
Bronze, Bright	30 20 1	30 20 2	30 20 3	30 20 4
Brass, Bright	30 22 1	30 22 2	30 22 3	30 22 4
Antique Copper	30 24 1	30 24 2	30 24 3	30 24 4
Dull Brass	30 26 1	30 26 2	30 26 3	30 26 4
Bower Barff Plated	30 28 1	30 28 2	30 28 3	30 28 4
Dull Bronze	30 30 1	30 30 2	30 30 3	30 30 4
Group 3				
Nickel Plated	30 32 1	30 32 2	30 32 3	30 32 4
Statuary Bronze	30 34 1	30 34 2	30 34 3	30 34 4
Sanded Antique Brass	30 36 1	30 36 2	30 36 3	30 36 4
Sanded Nickel	30 38 1	30 38 2	30 38 3	30 38 4
Dull Nickel	30 40 1	30 40 2	30 40 3	30 40 4
	Wrought Brass Base, Cast Brass Lever			
Group 2				
Bronze, Bright	30 21 1	30 21 2	30 21 3	30 21 4
Brass, Bright	30 23 1	30 23 2	30 23 3	30 23 4
Antique Copper	30 25 1	30 25 2	30 25 3	30 25 4
Dull Brass	30 27 1	30 27 2	30 27 3	30 27 4
Bower Barff Plated	30 29 1	30 29 2	30 29 3	30 29 4
Dull Bronze	30 31 1	30 31 2	30 31 3	30 31 4
Group 3				
Nickel Plated	30 33 1	30 33 2	30 33 3	30 33 4
Statuary Bronze	30 35 1	30 35 2	30 35 3	30 35 4
Sanded Antique Brass	30 37 1	30 37 2	30 37 3	30 37 4
Sanded Nickel	30 39 1	30 39 2	30 39 3	30 39 4
Dull Nickel	30 41 1	30 41 2	30 41 3	30 41 4

DESCRIPTION: Base 2″ x 1⅛″. Height of Fastener—1⅝″. Packed 1 Doz. in a Box with Screws. Weight per Dozen—3¼ lbs. Case Quantity 24 Dozen.



Mortise Strike No. 1

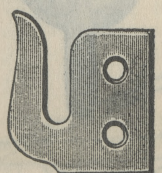

Rim Strike No. 2

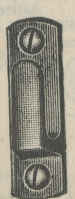

Cast Surface Strike No. 3



Universal Strike No. 4

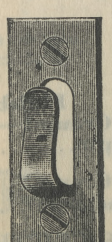

No. 5 Strike

SHELBY Casement Window Fastener

32 00 0 SERIES



Finish	Mortise Strike No.	Rim Strike No.	Surface Strike No.	Universal Strike No.
Wrought Steel Base, Malleable Iron Lever				
Group 1				
Coppered	32 16 1	32 16 2	32 16 3	32 16 4
Group 2				
Cadmium	32 18 1	32 18 2	32 18 3	32 18 4
Bronze, Bright	32 20 1	32 20 2	32 20 3	32 20 4
Brass, Bright	32 22 1	32 22 2	32 22 3	32 22 4
Antique Copper	32 24 1	32 24 2	32 24 3	32 24 4
Dull Brass	32 26 1	32 26 2	32 26 3	32 26 4
Bower Barff Plated	32 28 1	32 28 2	32 28 3	32 28 4
Dull Bronze	32 30 1	32 30 2	32 30 3	32 30 4
Group 3	32 32 1	32 32 2	32 32 3	32 32 4
Nickel Plated	32 34 1	32 34 2	32 34 3	32 34 4
Statuary Bronze	32 36 1	32 36 2	32 36 3	32 36 4
Sanded Antique Brass	32 38 1	32 38 2	32 38 3	32 38 4
Sanded Nickel	32 40 1	32 40 2	32 40 3	32 40 4
Dull Nickel				
Wrought Brass Base, Cast Brass Lever				
Group 2	32 21 1	32 21 2	32 21 3	32 21 4
Bronze, Bright	32 23 1	32 23 2	32 23 3	32 23 4
Brass, Bright	32 25 1	32 25 2	32 25 3	32 25 4
Antique Copper	32 27 1	32 27 2	32 27 3	32 27 4
Dull Brass	32 29 1	32 29 2	32 29 3	32 29 4
Bower Barff, Plated	32 31 1	32 31 2	32 31 3	32 31 4
Dull Bronze				
Group 3	32 33 1	32 33 2	32 33 3	32 33 4
Nickel Plated	32 35 1	32 35 2	32 35 3	32 35 4
Statuary Bronze	32 37 1	32 37 2	32 37 3	32 37 4
Sanded Antique Brass	32 39 1	32 39 2	32 39 3	32 39 4
Sanded Nickel	32 41 1	32 41 2	32 41 3	32 41 4
Dull Nickel				

DESCRIPTION: Base 2″ x 1⅛″. Height of Fastener—1¾″. Mortise Strike 3″ x ⅝″ Rim Strike—$1\frac{9}{16}$″ x $1\frac{7}{16}$″. Surface Strike—1⅞″ x ⅝″. Universal Strike—1¾″ x 1¾″.

Packed 1 Dozen in a Box with Screws.

Fasteners regularly packed with one Strike but can be furnished with two Strikes at additional cost.

Weight per Dozen 3½ lbs. Case Quantity 24 Dozen.



Mortise Strike No. 1

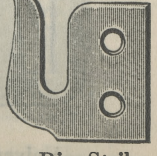

Rim Strike No. 2

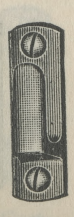

Cast Surface Strike No. 3



Universal Strike No. 4

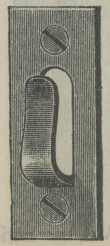

No. 5 Strike



SHELBY Casement Window Fastener

33 00 0 SERIES

Finish	Mortise Strike No.	Rim Strike No.	Surface Strike No.	Universal Strike No.
	Wrought Steel Base, Malleable Iron Lever			
Group 1				
Coppered	33 16 1	33 16 2	33 16 3	33 16 4
Group 2				
Cadmium	33 18 1	33 18 2	33 18 3	33 18 4
Bronze, Bright	33 20 1	33 20 2	33 20 3	33 20 4
Brass, Bright	33 22 1	33 22 2	33 22 3	33 22 4
Antique Copper	33 24 1	33 24 2	33 24 3	33 24 4
Dull Brass	33 26 1	33 26 2	33 26 3	33 26 4
Bower Barff Plated	33 28 1	33 28 2	33 28 3	33 28 4
Dull Bronze	33 30 1	33 30 2	33 30 3	33 30 4
Group 3				
Nickel Plated	33 32 1	33 32 2	33 32 3	33 32 4
Statuary Bronze	33 34 1	33 34 2	33 34 3	33 34 4
Sanded Antique Brass	33 36 1	33 36 2	33 36 3	33 36 4
Sanded Nickel	33 38 1	33 38 2	33 38 3	33 38 4
Dull Nickel	33 40 1	33 40 2	33 40 3	33 40 4
	Wrought Brass Base, Cast Brass Lever			
Group 2				
Bronze, Bright	33 21 1	33 21 2	33 21 3	33 21 4
Brass, Bright	33 23 1	33 23 2	33 23 3	33 23 4
Antique Copper	33 25 1	33 25 2	33 25 3	33 25 4
Dull Brass	33 27 1	33 27 2	33 27 3	33 27 4
Bower Barff Plated	33 29 1	33 29 2	33 29 3	33 29 4
Dull Bronze	33 31 1	33 31 2	33 31 3	33 31 4
Group 3				
Nickel Plated	33 33 1	33 33 2	33 33 3	33 33 4
Statuary Bronze	33 35 1	33 35 2	33 35 3	33 35 4
Sanded Antique Brass	33 37 1	33 37 2	33 37 3	33 37 4
Sanded Nickel	33 39 1	33 39 2	33 39 3	33 39 4
Dull Nickel	33 41 1	33 41 2	33 41 3	33 41 4

DESCRIPTION: Base 2⅜″ x 1″. Height of Fastener—1¾″.
Packed 1 Dozen in a Box with Screws. Weight per Dozen 3½ lbs. Case Quantity 24 Dozen.



Mortise Strike No.1

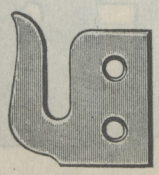

Rim Strike No. 2



Cast Surface Strike No. 3



Universal Strike No. 4

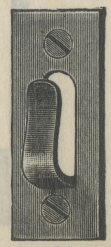

No. 5 Strike

SHELBY Casement Window Fastener

34 00 0 SERIES



Finish	Mortise Strike No.	Rim Strike No.	Surface Strike No.	Universal Strike No.
	Wrought Steel Base, Malleable Iron Lever			
Group 1				
Coppered	34 16 1	34 16 2	34 16 3	34 16 4
Group 2				
Cadmium	34 18 1	34 18 2	34 18 3	34 18 4
Bronze, Bright	34 20 1	34 20 2	34 20 3	34 20 4
Brass, Bright	34 22 1	34 22 2	34 22 3	34 22 4
Antique Copper	34 24 1	34 24 2	34 24 3	34 24 4
Dull Brass	34 26 1	34 26 2	34 26 3	34 26 4
Bower Barff Plated	34 28 1	34 28 2	34 28 3	34 28 4
Dull Bronze	34 30 1	34 30 2	34 30 3	34 30 4
Group 3				
Nickel Plated	34 32 1	34 32 2	34 32 3	34 32 4
Statuary Bronze	34 34 1	34 34 2	34 34 3	34 34 4
Sanded Antique Brass	34 36 1	34 36 2	34 36 3	34 36 4
Sanded Nickel	34 38 1	34 38 2	34 38 3	34 38 4
Dull Nickel	34 40 1	34 40 2	34 40 3	34 40 4
	Wrought Brass Base, Cast Brass Lever			
Group 2				
Bronze, Bright	34 21 1	34 21 2	34 21 3	34 21 4
Brass, Bright	34 23 1	34 23 2	34 23 3	34 23 4
Antique Copper	34 25 1	34 25 2	34 25 3	34 25 4
Dull Brass	34 27 1	34 27 2	34 27 3	34 27 4
Bower Barff Plated	34 29 1	34 29 2	34 29 3	34 29 4
Dull Bronze	34 31 1	34 31 2	34 31 3	34 31 4
Group 3				
Nickel Plated	34 33 1	34 33 2	34 33 3	34 33 4
Statuary Bronze	34 35 1	34 35 2	34 35 3	34 35 4
Sanded Antique Brass	34 37 1	34 37 2	34 37 3	34 37 4
Sanded Nickel	34 39 1	34 39 2	34 39 3	34 39 4
Dull Nickel	34 41 1	34 41 2	34 41 3	34 41 4

DESCRIPTION: Base—2″ x 1⅛″. Height of Fastener—1⅜″. Packed 1 Doz. in a Box with Screws. Weight per Dozen—2¾ lbs. Case Quantity 25 Dozen.



Mortise Strike
No. 1



Rim Strike
No. 2



Cast
Surface Strike
No. 3



Universal Strike
No. 4



No. 5 Strike



36 00 0 SERIES

SHELBY Casement Window Fasteners



37 00 0 SERIES

Finish	Mortise Strike No.	Rim Strike No.	Surface Strike No.	Universal Strike No.	Mortise Strike No.	Universal Strike No.
Wrought Steel Base, Malleable Iron Lever						
Group 1	36 16 1	36 16 2	36 16 3	36 16 4	37 16 1	37 16 4
Coppered						
Group 2		36 18 2	36 18 3	36 18 4	37 18 1	37 18 4
Cadmium	36 18 1	36 20 2	36 20 3	36 20 4	37 10 1	37 20 4
Bronze, Bright	36 20 1	36 22 2	36 22 3	36 22 4	37 22 1	37 22 4
Brass, Bright	36 22 1	36 24 2	36 24 3	36 24 4	37 24 1	37 24 4
Antique Copper	36 24 1	36 26 2	36 26 3	36 26 4	37 26 1	37 26 4
Dull Brass	36 26 1	36 28 2	36 28 3	36 28 4	37 28 1	37 28 4
Bower Bariff Plated	36 28 1	36 30 2	36 30 3	36 30 4	37 30 1	37 30 4
Dull Bronze	36 30 1					
Group 3						
Nickel Plated	36 32 1	36 32 2	36 32 3	36 32 4	37 32 1	37 32 4
Statuary Bronze	36 34 1	36 34 2	36 34 3	36 34 4	37 34 1	37 34 4
Sanded Antique Brass	36 36 1	36 36 2	36 36 3	36 36 4	37 36 1	37 36 4
Sanded Nickel	36 38 1	36 38 2	36 38 3	36 38 4	37 38 1	37 38 4
Dull Nickel	36 40 1	36 40 2	36 40 3	36 40 4	37 40 1	37 40 4
Wrought Brass Base, Cast Brass Lever						
Group 2	36 21 1	36 21 2	36 21 3	36 21 4	37 21 1	37 21 4
Bronze, Bright	36 23 1	36 23 2	36 23 3	36 23 4	37 23 1	37 23 4
Brass, Bright	36 25 1	36 25 2	36 25 3	36 25 4	37 25 1	37 25 4
Antique Copper	36 27 1	36 27 2	36 27 3	36 27 4	37 27 1	37 27 4
Dull Brass	36 29 1	36 29 2	36 29 3	36 29 4	37 29 1	37 29 4
Bower Barff Plated	36 31 1	36 31 2	36 31 3	36 31 4	37 31 1	37 31 4
Dull Bronze						
Group 3						
Nickle Plated	36 33 1	36 33 2	36 33 3	36 33 4	37 33 1	37 33 4
Statuary Bronze	36 35 1	36 35 2	36 35 3	36 35 4	37 35 1	37 35 4
Sanded Antique Brass	36 37 1	36 37 2	36 37 3	36 37 4	37 37 1	37 37 4
Sanded Nickel	36 39 1	36 39 2	36 39 3	36 39 4	37 39 1	37 39 4
Dull Nickel	36 41 1	36 41 2	36 41 3	36 41 4	37 41 1	37 41 4

36 00 0 SERIES

DESCRIPTION: Base—1⅞" x 1". Height of Fastener—1 1/16". Packed 1 Doz. in a Box with Screws. Weight per Doz.—2¼ lbs. Case Quantity 25 Dozen.

37 00 0 SERIES

DESCRIPTION: Base—2⅜" x 1". Height of Fastener—1¼". Mortise Strike 3" x ⅝". Universal Strike—1¾" x 1¾". Packed 1 Doz. in a Box with Screws. Fasteners regularly packed with one Strike but can be furnished with two Strikes at additional cost. Weight per Dozen 2½ lbs. Case Quantity 25 Dozen.



Mortise Strike No. 1

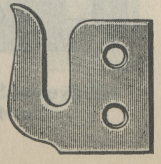

Rim Strike No. 2



Cast Surface Strike No. 3



Universal Strike No. 4



No. 5 Strike

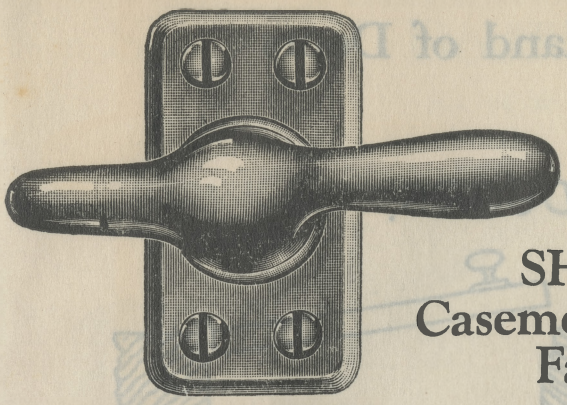

38 00 0 SERIES

SHELBY Casement Window Fastener

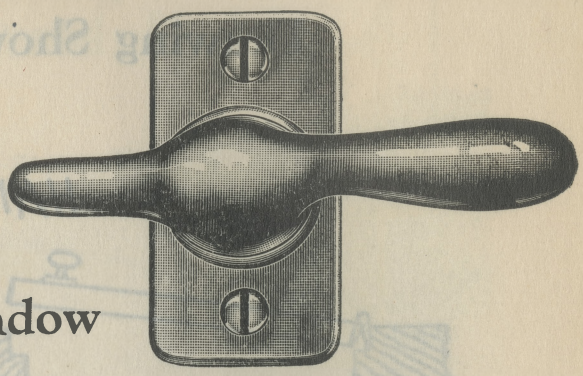

39 00 0 SERIES

Wrought Steel Base, Malleable Iron Lever

Finish	Mortise Strike No.	Rim Strike No.	Surface Strike No.	Universal Strike No.	Mortise Strike No.	Rim Strike No.	Surface Strike No.	Universal Strike No.
Group 1								
Coppered	38 16 1	38 16 2	38 16 3	38 16 4	39 16 1	39 16 2	39 16 3	39 16 4
Group 2								
Cadmium	38 18 1	38 18 2	38 18 3	38 18 4	39 18 1	39 18 2	39 18 3	39 18 4
Bronze, Bright	38 20 1	38 20 2	38 20 3	38 20 4	39 20 1	39 20 2	39 20 3	39 20 4
Brass, Bright	38 22 1	38 22 2	38 22 3	38 22 4	39 22 1	39 22 2	39 22 3	39 22 4
Antique Copper	38 24 1	38 24 2	38 24 3	38 24 4	39 24 1	39 24 2	39 24 3	39 24 4
Dull Brass	38 26 1	38 26 2	38 26 3	38 26 4	39 26 1	39 26 2	39 26 3	39 26 4
Bower Barff Plated	38 28 1	38 28 2	38 28 3	38 28 4	39 28 1	39 28 2	39 28 3	39 28 4
Dull Bronze	38 30 1	38 30 2	38 30 3	38 30 4	39 30 1	39 30 2	39 30 3	39 30 4
Group 3								
Nickel Plated	38 32 1	38 32 2	38 32 3	38 32 4	39 32 1	39 32 2	39 32 3	39 32 4
Statuary Bronze	38 34 1	38 34 2	38 34 3	38 34 4	39 34 1	39 34 2	39 34 3	39 34 4
Sanded Ant. Brass	38 36 1	38 36 2	38 36 3	38 36 4	39 36 1	39 36 2	39 36 3	39 36 4
Sanded Nickel	38 38 1	38 38 2	38 38 3	38 38 4	39 38 1	39 38 2	39 38 3	39 38 4
Dull Nickel	38 40 1	38 40 2	38 40 3	38 40 4	39 40 1	39 40 2	39 40 3	39 40 4
Group 2	**Wrought Brass Base, Cast Brass Lever**							
Bronze, Bright	38 21 1	38 21 2	38 21 3	38 21 4	39 21 1	39 21 2	39 21 3	39 21 4
Brass, Bright	38 23 1	38 23 2	38 23 3	38 23 4	39 23 1	39 23 2	39 23 3	39 23 4
Antique Copper	38 25 1	38 25 2	38 25 3	38 25 4	39 25 1	39 25 2	39 25 3	39 25 4
Dull Brass	38 27 1	38 27 2	38 27 3	38 27 4	39 27 1	39 27 2	39 27 3	39 27 4
Bower Barff, Plated	38 29 1	38 29 2	38 29 3	38 29 4	39 29 1	39 29 2	39 29 3	39 29 4
Dull Bronze	38 31 1	38 31 2	38 31 3	38 31 4	39 31 1	39 31 2	39 31 3	39 31 4
Group 3								
Nickel Plated	38 33 1	38 33 2	38 33 3	38 33 4	39 33 1	39 33 2	39 33 3	39 33 4
Statuary Bronze	38 35 1	38 35 2	38 35 3	38 35 4	39 35 1	39 35 2	39 35 3	39 35 4
Sanded Ant. Brass	38 37 1	38 37 2	38 37 3	38 37 4	39 37 1	39 37 2	39 37 3	39 37 4
Sanded Nickel	38 39 1	38 39 2	38 39 3	38 39 4	39 39 1	39 39 2	39 39 3	39 39 4
Dull Nickel	38 41 1	38 41 2	38 41 3	38 41 4	39 41 1	39 41 2	39 41 3	39 41 4

See Page 38 for illustrations for Strikes.

38 00 0 SERIES

DESCRIPTION: Base 2″ x 1½″. Height of Fastener 1¼″. Mortise Strike—3″ x ⅝″. Rim Strike—1 1/16″ x 1 1/16″. Surface Strike 1⅞″ x ⅝″. Univ. Strike 1¾″ x 1¾″.
Packed 1 Doz. in a Box with Screws. Fasteners regularly packed with one Strike but can be furnished with two Strikes at additional cost.
Weight per Doz.—3 lbs. Case Quantity 25 Dozen.

39 00 0 SERIES

DESCRIPTION: Base 1⅞″ x 1″. Height of Fastener—⅞″. Mortise Strike—3″ x ⅝″. Rim Strike—1 1/16″ x 1 1/16″. Surface Strike—1⅞″ x ⅝″. Universal Strike—1¾″ x 1¾″.
Packed 1 Doz. in a Box with Screws. Fasteners regularly packed with one Strike but can be furnished with two Strikes at additional cost.
Weight per Doz.—2¼ lbs. Case Quantity 25 Dozen.

Special No. 5 Wrought Metal Surface Strike can be furnished if desired. Dimensions 2¼″ x ¾″.

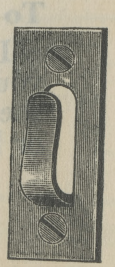

No. 5 Strike

Drawing Showing Hand of Doors

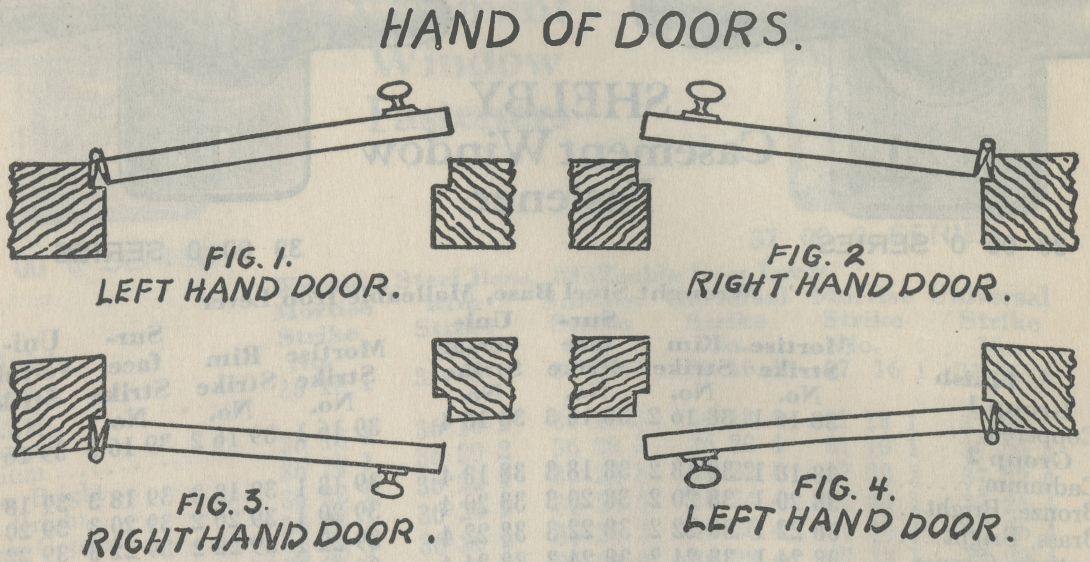

To Determine The Hand of Single Acting Checking Hinges:

Stand on the outside of entrance doors, on the corridor side of room doors, on the room side of closet doors.

Right-Hand Single Acting Hinge:

A Door hinged on the right hand side and opening from you as you enter requires a Right-Hand Hinge.

A Door hinged on the left hand side and opening toward you as you enter requires a Right-Hand Hinge, but a Left-Hand Reverse Bevel Lock.

Left-Hand Single Acting Hinge:

A Door hinged on the left hand side and opening from you as you enter requires a Left-Hand Hinge.

A Door Hinged on the right hand side and opening toward you as you enter requires a Left-Hand Hinge, but a Right-Hand Reverse Bevel Lock.

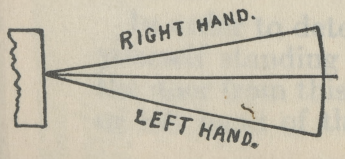

To Determine The Hand of Double Acting Doors:

Stand at the front edge of the door facing the hinge edge. Your right hand is the right hand side of the door and of the hinge.

Adopted by Hardware Mfgrs. Nov. 11, 1930.

Paste over the bottom paragraph Cat. page 44.

"SHELBY" Door Stay and Holder

No. 94 00 0 SERIES



USES: For entrance doors to public and office buildings, department stores, schools and churches.

PURPOSE: To control the opening distance of the door, which is necessary when doors are hung in groups so the door is not forced back beyond a given point, also to hold the door at right angles when so desired.

FEATURES: The enclosed spring shock absorber relieves the strain on the hinges that would occur if chains or stops were used to control the opening degree of the door. As this combined stay and holder is at the top of the door the use of stops or holder at the bottom of the door is not necessary. The locking device to hold the door open between 90 and 105 degrees, is easily set by hand. Where trim is too narrow on head jamb to receive bracket, an angle support is furnished at a small additional charge.

MATERIALS: Made in brass or bronze, also malleable iron and steel.

MALLEABLE IRON AND STEEL

Finish	For Doors 2 ft. 2 in. to 2 ft. 7 in. Wide — No.	For Doors 2 ft. 8 in. to 3 ft. — No.	For Doors 3 ft. 1 in. to 3 ft. 4 in. — No.
Group 2			
Bronze, Bright	94 20 1	94 20 2	94 20 3
Brass, Bright	94 22 1	94 22 2	94 22 3
Antique Copper	94 24 1	94 24 2	94 24 3
Dull Brass	94 26 1	94 26 2	94 26 3
Bower Barff Plated	94 28 1	94 28 2	94 28 3
Dull Bronze	94 30 1	94 30 2	94 30 3
Group 3			
Nickel Plated	94 32 1	94 32 2	94 32 3
Statuary Bronze	94 34 1	94 34 2	94 34 3
Sanded Antique Brass	94 36 1	94 36 2	94 36 3
Sanded Nickel	94 38 1	94 38 2	94 38 3
Dull Nickel	94 40 1	94 40 2	94 40 3

BRONZE AND BRASS

Group 2			
Bronze, Bright	94 21 1	94 21 2	94 21 3
Brass, Bright	94 23 1	94 23 2	94 23 3
Antique Copper	94 25 1	94 25 2	94 25 3
Dull Brass	94 27 1	94 27 2	94 27 3
Bower Barff Plated	94 29 1	94 29 2	94 29 3
Dull Bronze	94 31 1	94 31 2	94 31 3
Group 3			
Nickel Plated	94 33 1	94 33 2	94 33 3
Statuary Bronze	94 35 1	94 35 2	94 35 3
Sanded Antique Brass	94 37 1	94 37 2	94 37 3
Sanded Nickel	94 39 1	94 39 2	94 39 3
Dull Nickel	94 41 1	94 41 2	94 41 3

Packed 1 Set in a Box with Screws. Bolts are furnished when specified for heavy traffic doors.
Weight per Set—Size 1, 4 lbs. Size 2, 4½ lbs. Size 3, 5 lbs.

Directions for Installing
SHELBY Door Stay and Holder

No. 94 00 0 SERIES

Attach Anchor Piece "A" Fig. 1, to Head Jamb 10 in. from heel of door to center of Anchor Piece.

Open Door to 90 degrees or 105 degrees and fasten Anchor Piece "B" Fig. 1, to door. In attaching Anchor Piece to door be sure that it clears the head jamb in closing the door. For heavy-traffic doors made of soft wood, Anchor Piece "B" should be attached with bolts through the door.

To hold door open, open the door and turn Thumb Piece "C". Use Angle "E" Fig. 2, where trim is too narrow to receive Anchor Piece "A".

Size 23 in. for Doors 2 ft. 2 in. to 2 ft. 7 in. Wide.
Size 27 in. for Doors 2 ft. 8 in. to 3 ft. Wide.
Size 31 in. for Doors 3 ft. 1 in. to 3 ft. 4 in. Wide.

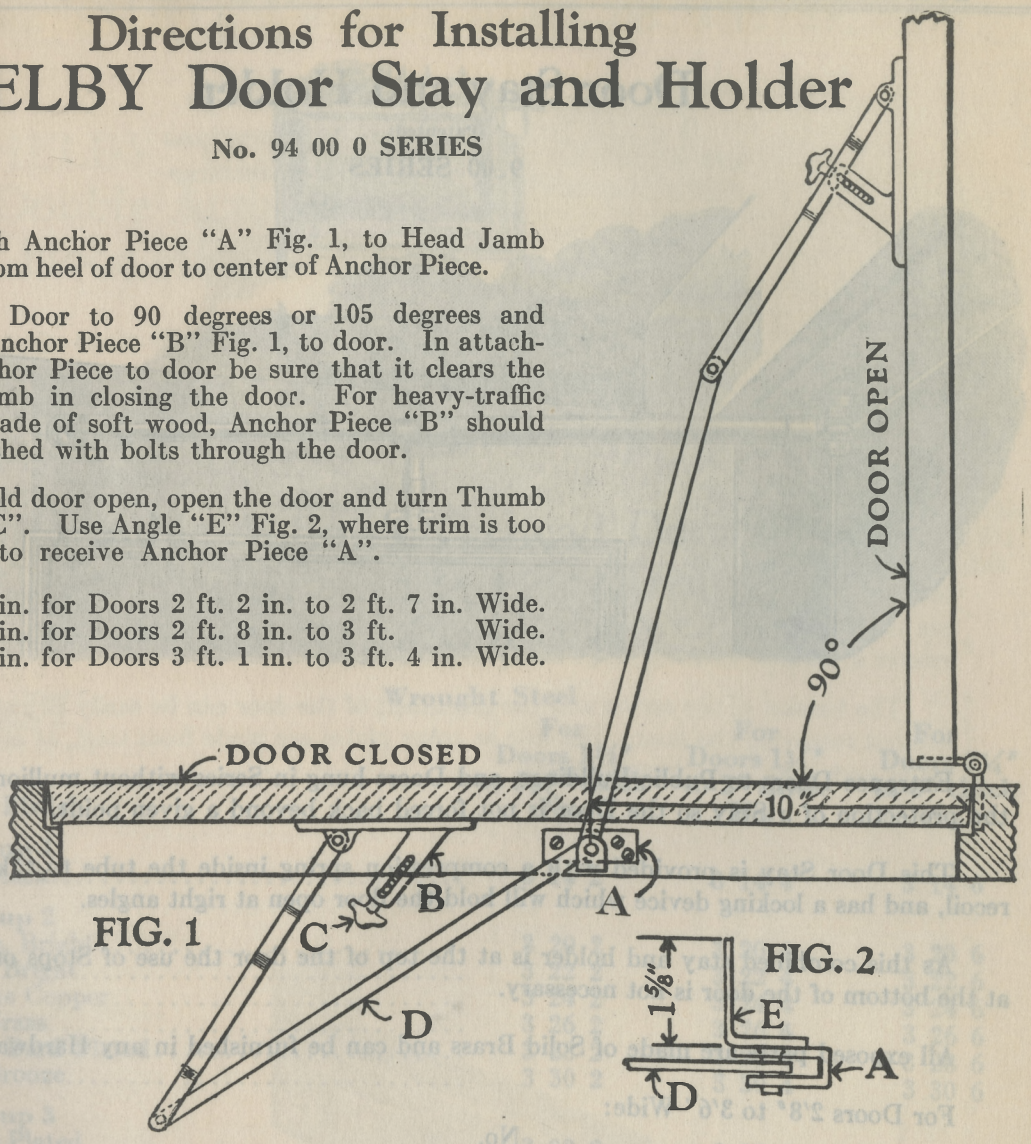

FIG. 1

FIG. 2

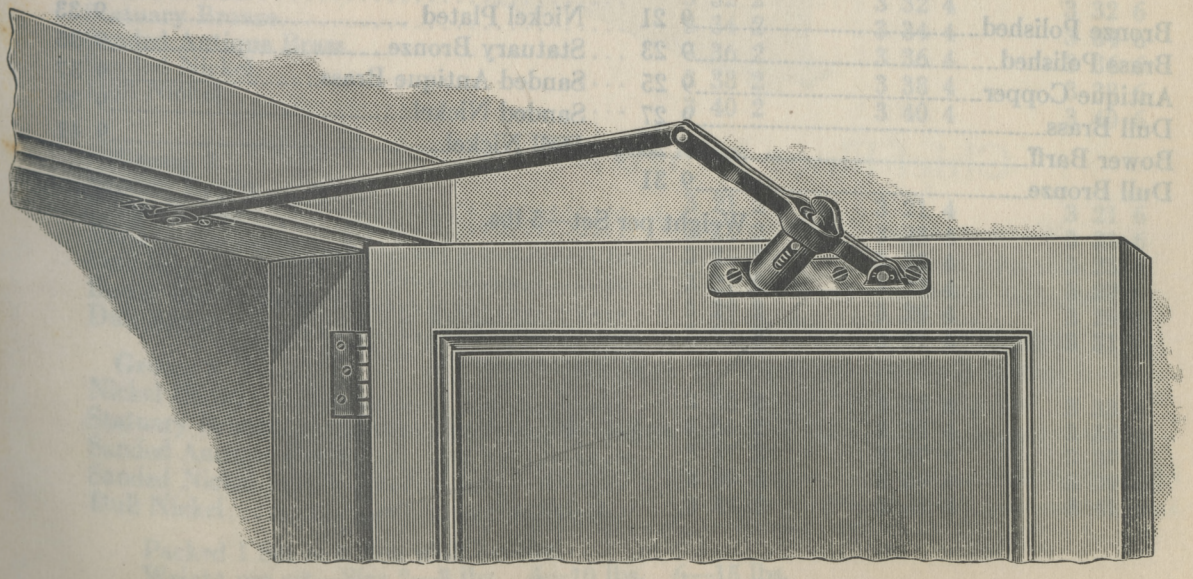

Door Stay and Holder

(Patented)

9 00 SERIES

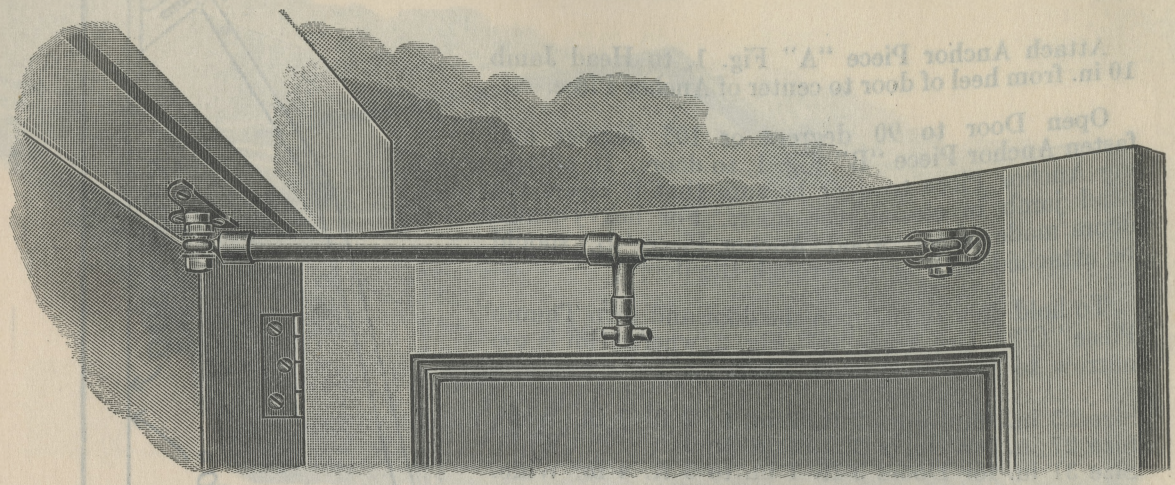

Entrance Doors to Public Buildings, and Doors hung in Series without mullions require the protection of a Stay so the Door is not forced back beyond a given point.

This Door Stay is provided with a compression spring inside the tube to take up the recoil, and has a locking device which will hold the door open at right angles.

As this combined stay and holder is at the top of the door the use of Stops or Holders at the bottom of the door is not necessary.

All exposed parts are made of Solid Brass and can be furnished in any Hardware finish.

For Doors 2′8″ to 3′6″ Wide:

	No.		No
Bronze Polished	9 21	Nickel Plated	9 33
Brass Polished	9 23	Statuary Bronze	9 35
Antique Copper	9 25	Sanded Antique Brass	9 37
Dull Brass	9 27	Sanded Nickel	9 39
Bower Barff	9 29	Dull Nickel	9 41
Dull Bronze	9 31		

Weight per Set—5 lbs.



Double-Acting Overhead Door Check with Surface Floor Hinge

3 00 0 SERIES

Finish	For Doors 1⅛″ to 1¾″ thick No.	For Doors 1¾″ to 2″ thick No.	For Doors 2¼″ to 3″ thick No.
Wrought Steel			
Group 1			
Dull Black	3 14 2	3 14 4	3 14 6
Group 2			
Bronze, Bright	3 20 2	3 20 4	3 20 6
Brass, Bright	3 22 2	3 22 4	3 22 6
Antique Copper	3 24 2	3 24 4	3 24 6
Dull Brass	3 26 2	3 26 4	3 26 6
Bower Barff Plated	3 28 2	3 28 4	3 28 6
Dull Bronze	3 30 2	3 30 4	3 30 6
Group 3			
Nickel Plated	3 32 2	3 32 4	3 32 6
Statuary Bronze	3 34 2	3 34 4	3 34 6
Sanded Antique Brass	3 36 2	3 36 4	3 36 6
Sanded Nickel	3 38 2	3 38 4	3 38 6
Dull Nickel	3 40 2	3 40 4	3 40 6
Wrought Brass			
Group 2			
Bronze, Bright	3 21 2	3 21 4	3 21 6
Brass, Bright	3 23 2	3 23 4	3 23 6
Antique Copper	3 25 2	3 25 4	3 25 6
Dull Brass	3 27 2	3 27 4	3 27 6
Bower Barff Plated	3 29 2	3 29 4	3 29 6
Dull Bronze	3 31 2	3 31 4	3 31 6
Group 3			
Nickel Plated	3 33 2	3 33 4	3 33 6
Statuary Bronze	3 35 2	3 35 4	3 35 6
Sanded Antique Brass	3 37 2	3 37 4	3 37 6
Sanded Nickel	3 39 2	3 39 4	3 39 6
Dull Nickel	3 41 2	3 41 4	3 41 6

Packed 1 Set in a Box with Screws.
Weight per set—Size 2—8 lbs. 4—10 lbs. 6—15 lbs.

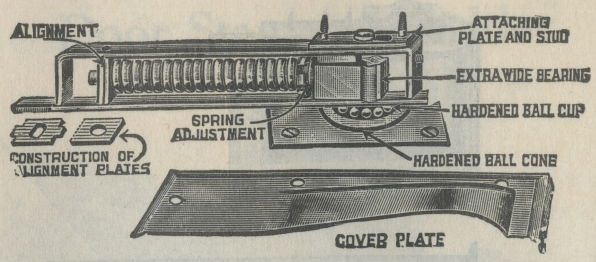

Sectional View

The SHELBY "Chief" Double Acting Floor Hinge

The frame of this hinge is made from heavy wrought steel, or brass metal and the spring is of the best spring steel. The hinge is so constructed that when in use the entire weight of the door is carried on hardened steel ball bearings, which insures a smooth working hinge and years of service.

The tension of the spring and the alignment of the door can be easily adjusted without removing the door. The side or cover plates are made from steel, or brass metal and have deep beveled edges.



Chief Floor Hinge with Jamb Plate

We recommend the Shelby "Chief" Floor Hinge Jamb Plate to be used where it is desired to hang the door to the jamb rather than have the hinge rest on the floor, also where iron beams, cement or stone floors are used.

Hinges supplied with this plate at a small additional charge. The jamb plate is a part of the hinge and cannot be used separately.

For Doors:	1⅛" to 1¾" thick	1¾" to 2" thick	2¼" to 3" thick
Floor Dimension	3½ x 2¾ in.	3¾ x 3½ in.	4½ x 4¼ in.
Jamb Dimension	4 x 2¾ in.	4¼ x 3½ in.	5⅛ x 4¼ in.

SHELBY "Chief" Double Acting Floor Hinge

2 00 0 SERIES



Ball-Bearing and Alignment Feature. Hold open at 90 degrees

Wrought Steel Finish	Reversible Side Plate for Doors 1⅛" to 1¾" thick No.	Side Plate Not Reversible For Doors 1¾" to 2" thick No.	Side Plate Not Reversible For Doors 2¼" to 3" thick No.
Group 1			
Dull Black	2 14 2	2 14 4	2 14 6
Group 2			
Bronze, Bright	2 20 2	2 20 4	2 20 6
Brass, Bright	2 22 2	2 22 4	2 22 6
Antique Copper	2 24 2	2 24 4	2 24 6
Dull Brass	2 26 2	2 26 4	2 26 6
Bower Barff Plated	2 28 2	2 28 4	2 28 6
Dull Bronze	2 30 2	2 30 4	2 30 6
Group 3			
Nickel Plated	2 32 2	2 32 4	2 32 6
Statuary Bronze	2 34 2	2 34 4	2 34 6
Sanded Antique Brass	2 36 2	2 36 4	2 36 6
Sanded Nickel	2 38 2	2 38 4	2 38 6
Dull Nickel	2 40 2	2 40 4	2 40 6
Wrought Brass			
Group 2			
Bronze, Bright	2 21 2	2 21 4	2 21 6
Brass, Bright	2 23 2	2 23 4	2 23 6
Antique Copper	2 25 2	2 25 4	2 25 6
Dull Brass	2 27 2	2 27 4	2 27 6
Bower Barff Plated	2 29 2	2 29 4	2 29 6
Dull Bronze	2 31 2	2 31 4	2 31 6
Group 3			
Nickel Plated	2 33 2	2 33 4	2 33 6
Statuary Bronze	2 35 2	2 35 4	2 35 6
Sanded Antique Brass	2 37 2	2 37 4	2 37 6
Sanded Nickel	2 39 2	2 39 4	2 39 6
Dull Nickel	2 41 2	2 41 4	2 41 6

DESCRIPTION

Size No. 2—Reversible Side Plate—9¼" x 2⅜". Floor Plate—4" x 2¾".
Attaching Plate—2¼" x ⅞".
Cast Iron Pivot Round Dia.—$1\frac{7}{16}$". Steel Socket—2⅜" x ⅞".
Packed 1 Set in a Box with Screws.
Weight per Set—3¼ lbs. Case Quantity—25 Sets.

Size No. 4—Beveled Edge Side Plates—10¼" x 2⅜". Floor Plate—5¾" x 3½".
Attaching Plate, Pivot, and Socket—same as No. 2.
Packed 1 Set in a Box with Screws.
Weight per Set—5 lbs. Case Quantity—12 Sets.

Size No. 6—Plain Edge Side Plates—12¼" x 2½". Floor Plate—7" x 4¼".
Attaching Plate—3½" x 1¼".
Cast Pivot and Socket—5¼" x 1⅜".
Packed 1 Set in a Box with Screws.
Weight per Set—10 lbs. Case Quantity—6 Sets.



Eclipse Double Acting Floor Hinge

E 00 2 SERIES

Ball Bearing Alignment Feature
Holds open at 90 Degrees
For Doors 1⅛″ to 1¾″ thick
Wrought Steel

Finish	No.	Finish	No.
Group 1		**Group 2**	
Dull Black	E 14 2	Dull Bronze	E 30 2
Group 2		**Group 3**	
Bronze, Bright	E 20 2	Nickel Plated	E 32 2
Brass, Bright	E 22 2	Statuary Bronze	E 34 2
Antique Copper	E 24 2	Sanded Antique Brass	E 36 2
Dull Brass	E 26 2	Sanded Nickel	E 38 2
Bower Barff Plated	E 28 2	Dull Nickel	E 40 2

DESCRIPTION Reversible Side Plates—9¼″ x 2⅜″. Floor Plate—4″ x 2¾″. Attaching Plate—2¼″ x ⅞″. Round Cast Iron Pivot Diameter—1 7/16″. Steel Socket—2⅜ x ⅞″. Packed 1 Set in a Box with Screws. Weight per Set—3¼ lbs. Case Quantity—25 Sets.

SHELBY Single Acting Spring Butt

48 00 0 SERIES



Wrought Steel

Finish	Size 3 Inch No.	Size 4 Inch No.	Size 5 Inch No.	Size 6 Inch No.	Size 7 Inch No.
Group 1					
Dull Black	48 14 3	48 14 4	48 14 5	48 14 6	48 14 7
Group 2					
Bronze, Bright	48 20 3	48 20 4	48 20 5	48 20 6	48 20 7
Brass, Bright	48 22 3	48 22 4	48 22 5	48 22 6	48 22 7
Antique Copper	48 24 3	48 24 4	48 24 5	48 24 6	48 24 7
Dull Brass	48 26 3	48 26 4	48 26 5	48 26 6	48 26 7
Bower Barff Plated	48 28 3	48 28 4	48 28 5	48 28 6	48 28 7
Dull Bronze	48 30 3	48 30 4	48 30 5	48 30 6	48 30 7
Group 3					
Nickel Plated	48 32 3	48 32 4	48 32 5	48 32 6	48 32 7
Statuary Bronze	48 34 3	48 34 4	48 34 5	48 34 6	48 34 7
Sanded Antique Brass	48 36 3	48 36 4	48 36 5	48 36 6	48 36 7
Sanded Nickel	48 38 3	48 38 4	48 38 5	48 38 6	48 38 7
Dull Nickel	48 40 3	48 40 4	48 40 5	48 40 6	48 40 7
Group 2			**Wrought Brass**		
Bronze, Bright	48 21 3	48 21 4	48 21 5	48 21 6	48 21 7
Brass, Bright	48 23 3	48 23 4	48 23 5	48 23 6	48 23 7
Antique Copper	48 25 3	48 25 4	48 25 5	48 25 6	48 25 7
Dull Brass	48 27 3	48 27 4	48 27 5	48 27 6	48 27 7
Bower Barff Plated	48 29 3	48 29 4	48 29 5	48 29 6	48 29 7
Dull Bronze	48 31 3	48 31 4	48 31 5	48 31 6	48 31 7
Group 3					
Nickel Plated	48 33 3	48 33 4	48 33 5	48 33 6	48 33 7
Statuary Bronze	48 35 3	48 35 4	48 35 5	48 35 6	48 35 7
Antique Brass Sanded	48 37 3	48 37 4	48 37 5	48 37 6	48 37 7
Sanded Nickel	48 39 3	48 39 4	48 39 5	48 39 6	48 39 7
Dull Nickel	48 41 3	48 41 4	48 41 5	48 41 6	48 41 7

DESCRIPTION
Packed 1 Pair in a Box with Screws.

	3 Inch	4 Inch	5 Inch	6 Inch	7 Inch
Weight per Pair	1¼ lbs.	1¾ lbs.	3 lbs.	4½ lbs.	5½ lbs.

SHELBY Double Acting Spring Butt

49 00 0 SERIES

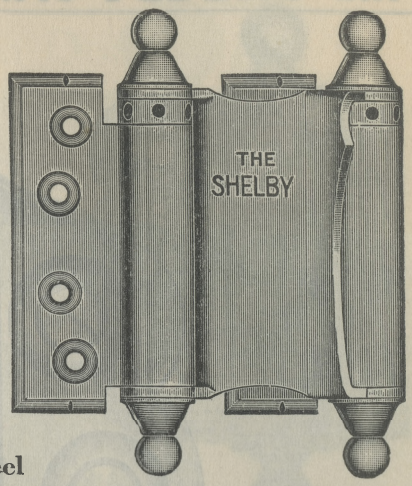

Wrought Steel

Finish	3 Inch No.	4 Inch No.	5 Inch No.	6 Inch No.	7 Inch No.	8 Inch No.
Group 1						
Dull Black	49 14 3	49 14 4	49 14 5	49 14 6	49 14 7	49 14 8
Group 2						
Bronze, Bright	49 20 3	49 20 4	49 20 5	49 20 6	49 20 7	49 20 8
Brass, Bright	49 22 3	49 22 4	49 22 5	49 22 6	49 22 7	49 22 8
Antique Copper	49 24 3	49 24 4	49 24 5	49 24 6	49 24 7	49 24 8
Dull Brass	49 26 3	49 26 4	49 26 5	49 26 6	49 26 7	49 26 8
Bower Barff Plated	49 28 3	49 28 4	49 28 5	49 28 6	49 28 7	49 28 8
Dull Bronze	49 30 3	49 30 4	49 30 5	49 30 6	49 30 7	49 30 8
Group 3						
Nickel Plated	49 32 3	49 32 4	49 32 5	49 32 6	49 32 7	49 32 8
Statuary Bronze	49 34 3	49 34 4	49 34 5	49 34 6	49 34 7	49 34 8
Sanded Antique Brass	49 36 3	49 36 4	49 36 5	49 36 6	49 36 7	49 36 8
Sanded Nickel	49 38 3	49 38 4	49 38 5	49 38 6	49 38 7	49 38 8
Dull Nickel	49 40 3	49 40 4	49 40 5	49 40 6	49 40 7	49 40 8
	Wrought Brass					
Group 2						
Bronze, Bright	49 21 3	49 21 4	49 21 5	49 21 6	49 21 7	49 21 8
Brass, Bright	49 23 3	49 23 4	49 23 5	49 23 6	49 23 7	49 23 8
Antique Copper	49 25 3	49 25 4	49 25 5	49 25 6	49 25 7	49 25 8
Dull Brass	49 27 3	49 27 4	49 27 5	49 27 6	49 27 7	49 27 8
Bower Barff Plated	49 29 3	49 29 4	49 29 5	49 29 6	49 29 7	49 29 8
Dull Bronze	49 31 3	49 31 4	49 31 5	49 31 6	49 31 7	49 31 8
Group 3						
Nickel Plated	49 33 3	49 33 4	49 33 5	49 33 6	49 33 7	49 33 8
Statuary Bronze	49 35 3	49 35 4	49 35 5	49 35 6	49 35 7	49 35 8
Sanded Antique Brass	49 37 3	49 37 4	49 37 5	49 37 6	49 37 7	49 37 8
Sanded Nickel	49 39 3	49 39 4	49 39 5	49 39 6	49 39 7	49 39 8
Dull Nickel	49 41 3	49 41 4	49 41 5	49 41 6	49 41 7	49 41 8

DESCRIPTION

Packed 1 Pair in a Box with Screws.

	3 Inch	4 Inch	5 Inch	6 Inch	7 Inch	8 Inch
Weight per Pair	2¼ lbs.	3½ lbs.	5½ lbs.	8¼ lbs.	9½ lbs.	12½ lbs.
Case Quantity	36 prs.	25 prs.	20 prs.	13 prs.		

Proper Sizes, Spring Butt Hinges

Width of Door		Thickness of Door		Size of Butt Flange Length
Minimum	Maximum	Minimum	Maximum	
2 ft.	2 ft. 3 in.	¾ in.	1 in.	3 in.
2 ft.	2 ft. 6 in.	⅞ in.	1¼ in.	4 in.
2 ft. 3 in.	2 ft. 6 in.	1⅛ in.	1½ in.	5 in.
2 ft. 3 in.	2 ft. 9 in.	1¼ in.	1¾ in.	6 in.
2 ft. 6 in.	2 ft. 9 in.	1⅜ in.	2 in.	7 in.
2 ft. 6 in.	3 ft.	1½ in.	2½ in.	8 in.

Above table applies to light doors; for heavy doors or doors with heavy hardware use the largest size hinge that the thickness of the door will permit.

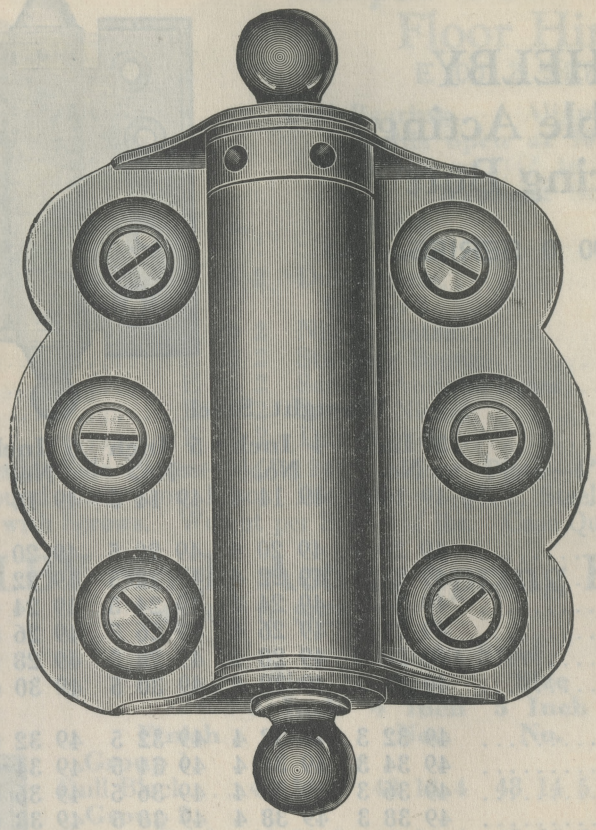

SHELBY Large Adjustable Surface Door Hinge

80 00 1 SERIES

Wrought Steel Finish	No.
Group 1	
Japan	80 12 1
Group 2	
Cadmium	80 18 1
Bronze, Bright	80 20 1
Brass, Bright	80 22 1
Antique Copper	80 24 1
Dull Brass	80 26 1
Bower Barff Plated	80 28 1
Dull Bronze	80 30 1
Group 3	
Nickel Plated	80 32 1
Statuary Bronze	80 34 1
Sanded Antique Brass	80 36 1
Sanded Nickel	80 38 1
Dull Nickel	80 40 1

Wrought Brass Finish	No.
Group 2	
Bronze, Bright	80 21 1
Brass, Bright	80 23 1
Antique Copper	80 25 1
Dull Brass	80 27 1
Bower Barff Plated	80 29 1
Dull Bronze	80 31 1
Group 3	
Nickel Plated	80 33 1
Statuary Bronze	80 35 1
Sanded Antique Brass	80 37 1
Sanded Nickel	80 39 1
Dull Nickel	80 41 1

DESCRIPTION

Size 3″ x 3″.

The Spring Tension can be regulated after the Door is hung.

This Hinge can be made with reverse springs if so specified.

Packed 1 Pair in a Box with Screws.

Weight per Dozen Pairs—14 lbs. Case Quantity—6 Dozen.

SHELBY
Adjustable Half Surface Door Hinge

80 00 2 SERIES



Wrought Steel

Finish	No.
Group 1	
Japan	80 12 2
Group 2	
Cadmium	80 18 2
Bronze, Bright	80 20 2
Brass, Bright	80 22 2
Antique Copper	80 24 2
Dull Brass	80 26 2
Bower Barff Plated	80 28 2
Dull Bronze	80 30 2
Group 3	
Nickel Plated	80 32 2
Statuary Bronze	80 34 2
Sanded Antique Brass	80 36 2
Sanded Nickel	80 38 2
Dull Nickel	80 40 2

Wrought Brass

Group 2	
Bronze, Bright	80 21 2
Brass, Bright	80 23 2
Antique Copper	80 25 2
Dull Brass	80 27 2
Bower Barff Plated	80 29 2
Dull Bronze	80 31 2
Group 3	
Nickel Plated	80 33 2
Statuary Bronze	80 35 2
Sanded Antique Brass	80 37 2
anded Nickel	80 39 2
Dull Nickel	80 41 2

DESCRIPTION

Size of Hinge—3″ x 3″.

The Spring Tension can be regulated after the Door is hung.

This Hinge can be made with reverse springs if so specified.

Packed 1 Pair in a Box with Screws.

Weight per Dozen Pairs—15 lbs. Case Quantity—6 Dozen Pairs.

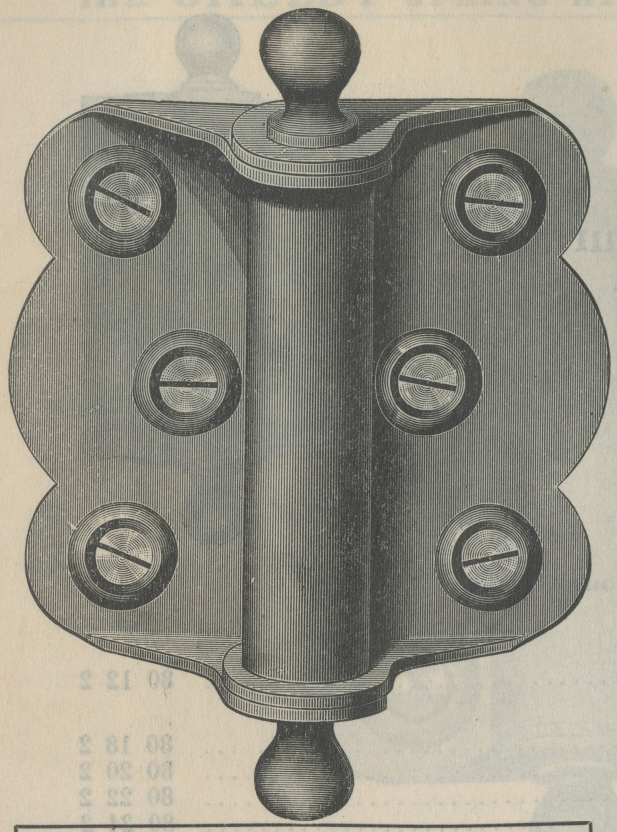

SHELBY Massive Screen Door Hinge

81 00 1 SERIES

Finish	Wrought Steel No.	Wrought Brass No.
Group 1		
Japan	81 12 1	.....
Group 2		
Cadmium	81 18 1	.....
Bronze, Bright	81 20 1	81 21 1
Brass, Bright	81 22 1	81 23 1
Antique Copper	81 24 1	81 25 1
Dull Brass	81 26 1	81 27 1
Bower Barff Plated	81 28 1	81 29 1
Dull Bronze	81 30 1	81 31 1
Group 3		
Nickel Plated	81 32 1	81 33 1
Statuary Bronze	81 34 1	81 35 1
Sanded Antique Brass	81 36 1	81 37 1
Sanded Nickel	81 38 1	81 39 1
Dull Nickel	81 40 1	81 41 1

DESCRIPTION

Size 3″ x 3″.
Packed 1 Pair in a Box with Screws.
Weight per Dozen Pairs—11¾ lbs.
Case Quantity—6 Dozen Pairs.

Note: Can be furnished in Half Surface, in Hinges or Sets.
Series 81 00 2 Hinges with Screws.
Series 81 00 2S Sets

Hinge Sets 81 00 1S SERIES

Finish	Wrought Steel No.	Wrought Brass No.
Group 1		
Japan	81 12 1S	.....
Group 2		
Cadmium	81 18 1S	.....
Bronze, Bright	81 20 1S	81 21 1S
Brass, Bright	81 22 1S	81 23 1S
Antique Copper	81 24 1S	81 25 1S
Dull Brass	81 26 1S	81 27 1S
Bower Barff Plated	81 28 1S	81 29 1S
Dull Bronze	81 30 1S	81 31 1S
Group 3		
Nickel Plated	81 32 1S	81 33 1S
Statuary Bronze	81 34 1S	81 35 1S
Sanded Antique Brass	81 36 1S	81 37 1S
Sanded Nickel	81 38 1S	81 39 1S
Dull Nickel	81 40 1S	81 41 1S

DESCRIPTION

Size 3″ x 3″.
Packed 1 Set in a Box. Consists of Pair Hinges, 5″ Pull, 2½″ Gate Hook and Eye with Screws.
Weight per Dozen Sets—12¾ lbs.
Case Quantity—6 Dozen Sets.

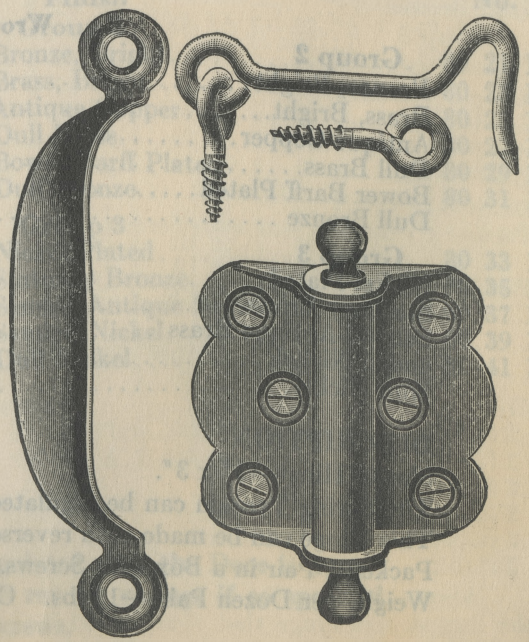

SHELBY Davis Screen Door Hinge

82 00 1 SERIES

Finish	Without Screws No.	With Screws No.	Sets No.
Group 1			
Japan	82 12 1X	82 12 1	82 12 1S
Group 2			
Cadmium	82 18 1X	82 18 1	82 18 1S
Bronze, Bright	82 20 1X	82 20 1	82 20 1S
Brass, Bright	82 22 1X	82 22 1	82 22 1S
Antique Copper	82 24 1X	82 24 1	82 24 1S
Dull Brass	82 26 1X	82 26 1	82 26 1S
Bower Barff Plated	82 28 1X	82 28 1	82 28 1S
Dull Bronze	82 30 1X	82 30 1	82 30 1S
Group 3			
Nickel Plated	82 32 1X	82 32 1	82 32 1S
Statuary Bronze	82 34 1X	82 34 1	82 34 1S
Sanded Ant. Brass	82 36 1X	82 36 1	82 36 1S
Sanded Nickel	82 38 1X	82 38 1	82 38 1S
Dull Nickel	82 40 1X	82 40 1	82 40 1S

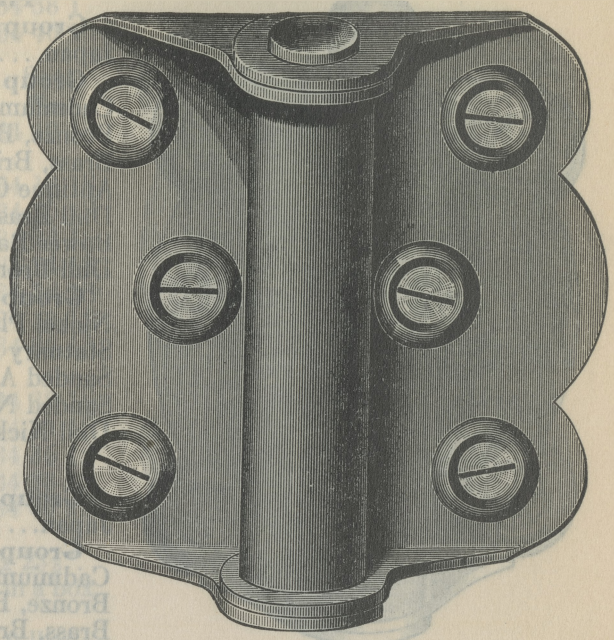

DESCRIPTION

Size 3″ x 3″.

Packed ½ Doz. Pairs in a Box.

Weight per Dozen Pairs

Without Screws	9 lbs.
With Screws	9¾ lbs.
Sets	11¾ lbs.

Case Quantity—6 Dozen.

SHELBY Half Surface Davis Screen Door Hinge

82 00 2 SERIES



Finish	Without Screws No.	With Screws No.	Sets No.
Group 1			
Japan	82 12 2X	82 12 2	82 12 2S
Group 2			
Cadmium	82 18 2X	82 18 2	82 18 2S
Bronze, Bright	82 20 2X	82 20 2	82 20 2S
Brass, Bright	82 22 2X	82 22 2	82 22 2S
Antique Copper	82 24 2X	82 24 2	82 24 2S
Dull Brass	82 26 2X	82 26 2	82 26 2S
Bower Barff Plated	82 28 2X	82 28 2	82 28 2S
Dull Bronze	82 30 2X	82 30 2	82 30 2S
Group 3			
Nickel Plated	82 32 2X	82 32 2	82 32 2S
Statuary Bronze	82 34 2X	82 34 2	82 34 2S
Sanded Ant. Brass	82 36 2X	82 36 2	82 36 2S
Sanded Nickel	82 38 2X	82 38 2	82 38 2S
Dull Nickel	82 40 2X	82 40 2	82 40 2S

DESCRIPTION

Size 3″ x 3″.

Packed 1 Pair in a Box.

Weight per Dozen Pairs

Without Screws	10 lbs.
With Screws	10¾ lbs.
Sets	12½ lbs.

Case Quantity—6 Dozen.

SHELBY Adjustable Surface Screen Door Hinge

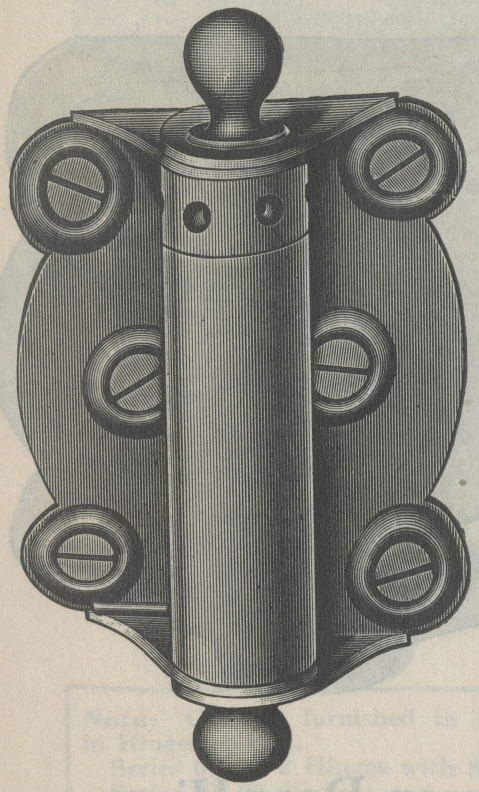

With Knobs

83 00 1 SERIES Wrought Steel

Finish	Without Screws No.	With Screws No.
Group 1		
Japan	83 12 1X	83 12 1
Group 2		
Cadmium	83 18 1X	83 18 1
Bronze, Bright	83 20 1X	83 20 1
Brass, Bright	83 22 1X	83 22 1
Antique Copper	83 24 1X	83 24 1
Dull Brass	83 26 1X	83 26 1
Bower Barff Plated	83 28 1X	83 28 1
Dull Bronze	83 30 1X	83 30 1
Group 3		
Nickel Plated	83 32 1X	83 32 1
Statuary Bronze	83 34 1X	83 34 1
Sanded Ant. Brass.	83 36 1X	83 36 1
Sanded Nickel	83 38 1X	83 38 1
Dull Nickel	83 40 1X	83 40 1

	Sets No.
Group 1	
Japan	83 12 1S
Group 2	
Cadmium	83 18 1S
Bronze, Bright	83 20 1S
Brass, Bright	83 22 1S
Antique Copper	83 24 1S
Dull Brass	83 26 1S
Bower Barff Plated	83 28 1S
Dull Bronze	83 30 1S
Group 3	
Nickel Plated	83 32 1S
Statuary Bronze	83 34 1S
Sanded Ant. Brass.	83 36 1S
Sanded Nickel	83 38 1S
Dull Nickel	83 40 1S

DESCRIPTION:

Hinge—2¾" x 2⅜".
Packed 1 pair or 1 set in a Box
Weight per Dozen:

Without Screws	10 lbs.
With Screws	10¾ lbs.
Sets	11½ lbs.

Case Quantity 6 Dozen.

SHELBY Adjustable Half Surface Screen Door Hinge

83 00 2 SERIES

With Knobs
Wrought Steel

Finish	Without Screws No.	With Screws No.
Group 1		
Japan	83 12 2X	83 12 2
Group 2		
Cadmium	83 18 2X	83 18 2
Bronze, Bright	83 20 2X	83 20 2
Brass, Bright	83 22 2X	83 22 2
Antique Copper	83 24 2X	83 24 2
Dull Brass	83 26 2X	83 26 2
Bower Barff Plated	83 28 2X	83 28 2
Dull Bronze	83 30 2X	83 30 2
Group 3		
Nickel Plated	83 32 2X	83 32 2
Statuary Bronze	83 34 2X	83 34 2
Sanded Antique Brass.	83 36 2X	83 36 2
Sanded Nickel	83 38 2X	83 38 2
Dull Nicke	83 40 2X	83 40 2

	Sets No.
Group 1	
Japan	83 12 2S
Group 2	
Cadmium	83 18 2S
Bronze, Bright	83 20 2S
Brass, Bright	83 22 2S
Antique Copper	83 24 2S
Dull Brass	83 26 2S
Bower Barff Plated	83 28 2S
Dull Bronze	83 30 2S
Group 3	
Nickel Plated	83 32 2S
Statuary Bronze	83 34 2S
Sanded Antique Brass.	83 36 2S
Sanded Nickel	83 38 2S
Dull Nickel	83 40 2S

DESCRIPTION

Hinge—2¾" x 2⅜".
Packed 1 Pair or 1 set in a Box.
Weight per Dozen:

Without Screws	10 lbs.
With Screws	10¾ lbs.
Sets	11½ lbs.

Case Quantity—6 Doz.



SHELBY Adjustable Surface Screen Door Hinge

84 00 1 SERIES

Without Knobs
Wrought Steel
Without Screws

Finish	No.
Group 1	
Japan	84 12 1X
Group 2	
Cadmium	84 18 1X
Bronze, Bright	84 20 1X
Brass, Bright	84 22 1X
Antique Copper	84 24 1X
Dull Brass	84 26 1X
Bower Barff Plated	84 28 1X
Dull Bronze	84 30 1X
Group 3	
Nickel Plated	84 32 1X
Statuary Bronze	84 34 1X
Sanded Ant. Brass.	84 36 1X
Sanded Nickel	84 38 1X
Dull Nickel	84 40 1X

With Screws

Group 1	No.
Japan	84 12 1
Group 2	
Cadmium	84 18 1
Bronze, Bright	84 20 1
Brass, Bright	84 22 1
Antique Copper	84 24 1
Dull Brass	84 26 1
Bower Barff Plated	84 28 1
Dull Bronze	84 30 1

With Screws

Group 3	No.
Nickel Plated	84 32 1
Statuary Bronze	84 34 1
Sanded Ant. Brass.	84 36 1
Sanded Nickel	84 38 1
Dull Nickel	84 40 1

Sets

Group 1	No.
Japan	84 12 1S
Group 2	
Cadmium	84 18 1S
Bronze, Bright	84 20 1S
Brass, Bright	84 22 1S
Antique Copper	84 24 1S
Dull Brass	84 26 1S
Bower Barff Plated	84 28 1S
Dull Bronze	84 30 1S
Group 3	
Nickel Plated	84 32 1S
Statuary Bronze	84 34 1S
Sanded Ant. Brass.	84 36 1S
Sanded Nickel	84 38 1S
Dull Nickel	84 40 1S

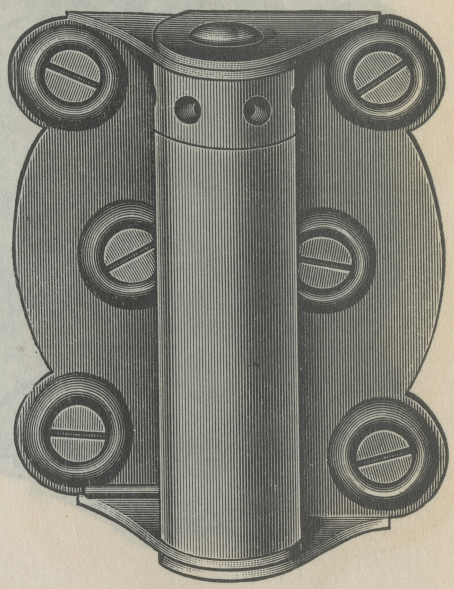

DESCRIPTION

Size of Hinge—2¾" x 2⅜".
Packed 1 pair or 1 set in a box.
Weight per Dozen:
Without Screws 9 lbs.
With Screws 9½ lbs.
Sets 10½ lbs.
Case Quantity—6 Dozen.

SHELBY Adjustable Half Surface Screen Door Hinge

84 00 2 SERIES

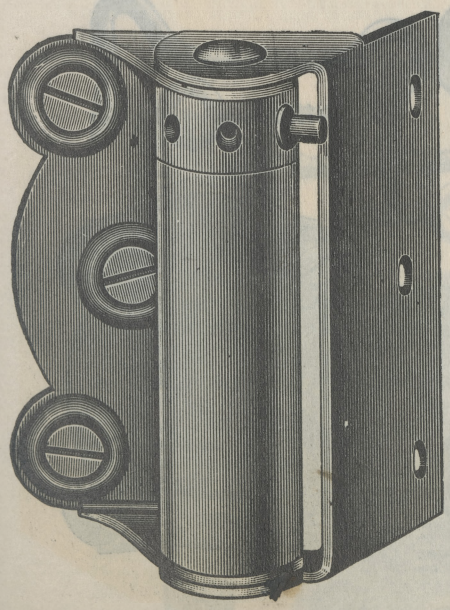

Without Knobs
Wrought Steel
Without Screws

Finish	No.
Group 1	
Japan	84 12 2X
Group 2	
Cadmium	84 18 2X
Bronze, Bright	84 20 2X
Brass, Bright	84 22 2X
Antique Copper	84 24 2X
Dull Brass	84 26 2X
Bower Barff Plated	84 28 2X
Dull Bronze	84 30 2X
Group 3	
Nickel Plated	84 32 2X
Statuary Bronze	84 34 2X
Sanded Antique Brass.	84 36 2X
Sanded Nickel	84 38 2X
Dull Nickel	84 40 2X

With Screws

Group 1	No.
Japan	84 12 2
Group 2	
Cadmium	84 18 2
Bronze, Bright	84 20 2
Brass, Bright	84 22 2
Antique Copper	84 24 2
Dull Brass	84 26 2
Bower Barff Plated	84 28 2
Dull Bronze	84 30 2
Group 3	
Nickel Plated	84 32 2
Statuary Bronze	84 34 2
Sanded Antique Brass.	84 36 2
Sanded Nickel	84 38 2
Dull Nickel	84 40 2

Sets

Group 1	No.
Japan	84 12 2S
Group 2	
Cadmium	84 18 2S
Bronze, Bright	84 20 2S
Brass, Bright	84 22 2S
Antique Copper	84 24 2S
Dull Brass	84 26 2S
Bower Barff Plated	84 28 2S
Dull Bronze	84 30 2S
Group 3	
Nickel Plated	84 32 2S
Statuary Bronze	84 34 2S
Sanded Antique Brass.	84 36 2S
Sanded Nickel	84 38 2S
Dull Nickel	84 40 2S

DESCRIPTION

Hinge—2¾" x 2⅜".
Packed 1 Pair or 1 set in a Box.
Weight per Dozen:
Without Screws 9 lbs.
With Screws 9½ lbs.
Sets 10½ lbs.
Case Quantity—6 Dozen.

SHELBY Screen Door Hinge

85 00 1 SERIES

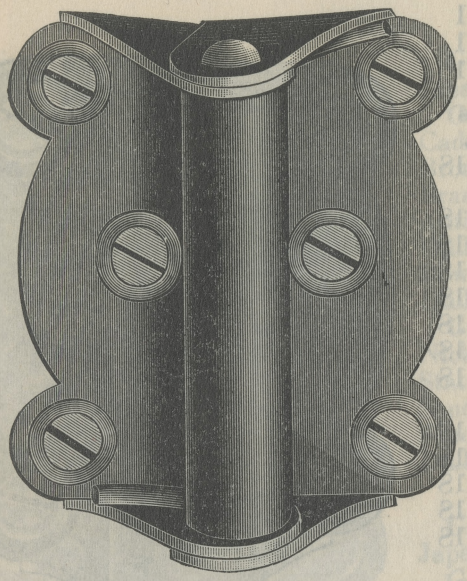

Finish	Covered Spring Wrought Steel Without Screws No.	With Screws No.
Group 1		
Japan	85 12 1X	85 12 1
Group 2		
Cadmium	85 18 1X	85 18 1
Bronze, Bright	85 20 1X	85 20 1
Brass, Bright	85 22 1X	85 22 1
Antique Copper	85 24 1X	85 24 1
Dull Brass	85 26 1X	85 26 1
Bower Barff Plated	85 28 1X	85 28 1
Dull Bronze	85 30 1X	85 30 1
Group 3		
Nickel Plated	85 32 1X	85 32 1
Statuary Bronze	85 34 1X	85 34 1
Sanded Antique Brass	85 36 1X	85 36 1
Sanded Nickel	85 38 1X	85 38 1
Dull Nickel	85 40 1X	85 40 1

DESCRIPTION

Size of Hinge—2¾" x 2⅜"
Packed ½ Dozen Pairs in a Box
Weight per Gross—79 lbs. without Screws
Weight per Gross—86 lbs. with Screws
Case Quantity—½ Gross

SHELBY Screen Door Hinge Sets

85 00 1 S SERIES

Finish	Covered Spring Wrought Steel Sets No.
Group 1	
Japan	85 12 1S
Group 2	
Cadmium	85 18 1S
Bronze, Bright	85 20 1S
Brass, Bright	85 22 1S
Antique Copper	85 24 1S
Dull Brass	85 26 1S
Bower Barff Plated	85 28 1S
Dull Bronze	85 30 1S
Group 3	
Nickel Plated	85 32 1S
Statuary Bronze	85 34 1S
Sanded Antique Brass	85 36 1S
Sanded Nickel	85 38 1S
Dull Nickel	85 40 1S



DESCRIPTION

Size of Hinge—2¾" x 2⅜"
Packed 1 Set in a Box with Screws with 2⅜" Pull and 2½" Gate Hook
Weight per Gross—98 lbs.
Case Quantity—½ Gross

SHELBY Screen Door Hinge

86 00 1 SERIES

Finish	Wrought Steel Without Screws No.	With Screws No.
Group 1		
Japan	86 12 1X	86 12 1
Group 2		
Cadmium	86 18 1X	86 18 1
Antique Copper	86 24 1X	86 24 1
Dull Brass	86 26 1X	86 26 1
Group 3		
Sanded Antique Brass	86 36 1X	86 36 1

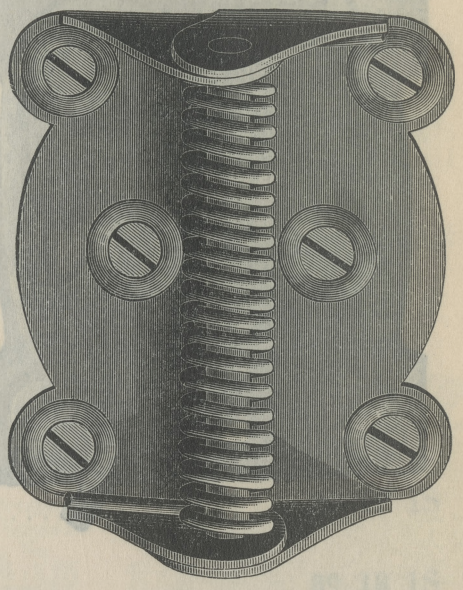

DESCRIPTION

Size of Hinge—2¾" x 2⅜".
Packed ½ Dozen Pairs in a Box.
Weight per Gross—68 lbs. without Screws.
Weight per Gross—75 lbs. with Screws
Case Quantity—½ Gross.

SHELBY Screen Door Hinge Set

86 00 1 S SERIES



Finish	Wrought Steel Sets No.
Group 1	
Japan	86 12 1S
Group 2	
Cadmium	86 18 1S
Antique Copper	86 24 1S
Dull Brass	86 26 1S
Group 3	
Sanded Antique Brass	86 36 1S

DESCRIPTION

Size of Hinge—2¾" x 2⅜".
Packed 1 Set in a Box with Screws with 2⅜" Pull and 2½" Gate Hook.
Weight per Gross—85 lbs.
Case Quantity—½ Gross.

SHELBY Hold-Back Steel Screen Door Hinge

87 00 1 SERIES



Wrought Steel

Finish	No.
Group 1	
Japan	87 12 1X

DESCRIPTION

Size—2¾" x 2¼".

Packed ½ Dozen in a Box without Screws.

Weight per Gross—68½ lbs.

Case Quantity—½ Gross.

SHELBY Hold-Back Screen Door Hinge Set

87 00 1 S SERIES

Wrought Steel

Finish	No.
Group 1	
Japan	87 12 1S

DESCRIPTION

Size—2¾" x 2¼".

Packed 1 Set in a Box with Screws, 2⅜" Pull and 2½" Gate Hook.

Weight per Gross—87½ lbs.

Case Quantity—½ Gross.



SHELBY Loose Pin Screen Door Set

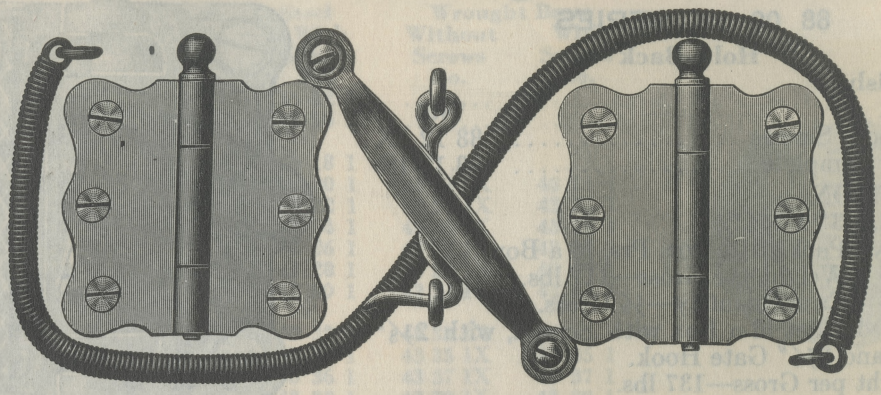

Wrought Steel

WITH 3x3-INCH LOOSE PIN SURFACE HINGE
89 00 1S Series

Finish	Sets No.
Group 1	
Japan	89 12 1S
Group 2	
Cadmium	89 18 1S
Antique Copper	89 24 1S
Dull Brass	89 26 1S
Group 3	
Sanded Antique Brass	89 36 1S

DESCRIPTION: Sets consist of 1 pair 3x3-inch Loose Pin Surface Hinges with Screws; one 4⅞-inch Pull; one No. 3 Perfection Spring; One 2½-inch Gate Hook and Eye. Packed 1 Set in a Box. Weight per Gross—150 lbs. Case Quantity—½ Gross.

WITH 2½x2½-INCH LOOSE PIN SURFACE HINGE
89 00 2S Series

Finish	Sets No.
Group 1	
Japan	89 12 2S
Group 2	
Cadmium	89 18 2S
Antique Copper	89 24 2S
Dull Brass	89 26 2S
Group 3	
Sanded Antique Brass	89 36 2S

DESCRIPTION: Sets consist of 1 pair 2½x2½-inch Loose Pin Surface Hinges with Screws; one 4⅞-inch Pull; one No. 2 Perfection Spring; one 2½-inch Gate Hook and Eye. Packed 1 set in a box. Weight per Gross—100 lbs. Case Quantity—½ Gross.

SHELBY Cast Iron Screen Door Hinge

88 00 1X SERIES

Hold-Back



Finish Group 1	No.
Japan without Screws	88 12 1X
Japan Sets Complete	88 12 1S

DESCRIPTION

Size of Hinge 3″ x 2¾″.

Hinges only: Packed ½ Doz. Prs. in a Box.
Weight per Gross—117 lbs.
Case Quantity—½ Gross.

Sets: Packed 1 Set in a Box with Screws, with 2⅜″ Pull and 2½″ Gate Hook.
Weight per Gross—137 lbs.
Case Quantity—½ Gross.

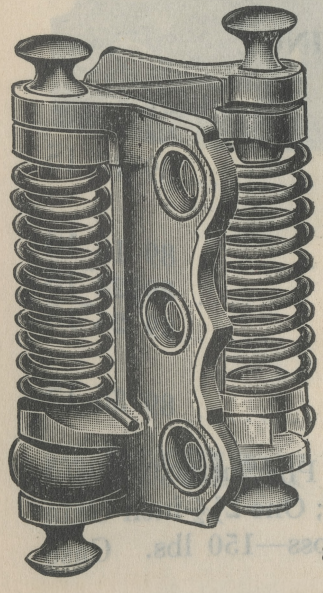

SHELBY Cast Iron Double Acting Hinge

For Doors 1⅛″ thick

Finish Group 1	No.
Japan	18 12 X

DESCRIPTION

Size 4″ over-all.
Packed ⅓ Dozen in a Box without Screws.
Weight per Gross—216 lbs.
Case Quantity—⅓ Gross.

SHELBY Loose Pin Surface Hinge

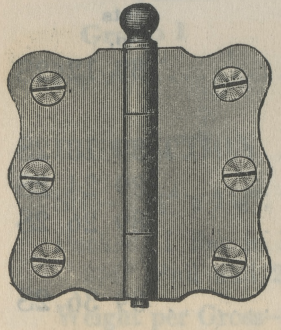

89 00 1 Series

Size 3 x 3 inches
Wrought Steel

Finish Group 1	No.
Bright (Not Plated)	89 00 1X
Japan	89 12 1
Group 2	
Cadmium	89 18 1
Antique Copper	89 24 1
Dull Brass	89 26 1
Dull Bronze	89 30 1
Group 3	
Nickel Plated	89 32 1
Statuary Bronze	89 34 1
Sanded Ant. Brass	89 36 1
Sanded Nickel	89 38 1
Dull Nickel	89 40 1

DESCRIPTION: Size 3″ x 3″. Packed ½ Dozen Pairs in a Box, with Screws. Bright (not plated) without Screws.

Weight per Dozen—7¾ lbs. Case Quantity—10 Dozen.

89 00 2 Series

Size 2½ x 2½ inches
Wrought Steel

Finish Group 1	No.
Bright (Not Plated)	89 00 2X
Japan	89 12 2
Group 2	
Cadmium	89 18 2
Antique Copper	89 24 2
Dull Brass	89 26 2
Dull Bronze	89 30 2
Group 3	
Nickel Plated	89 32 2
Statuary Bronze	89 34 2
Sanded Ant. Brass	89 36 2
Sanded Nickel	89 38 2
Dull Nickel	89 40 2

DESCRIPTION: Size 2½″ x 2½″. Packed ½ Dozen Pairs in a Box with Screws. Bright (not Plated) without Screws.

Weight per Dozen—5¾ lbs. Case Quantity—10 Dozen.

SHELBY Show Case Hinge

43 00 1 SERIES

Finish	Wrought Steel Without Screws No.	Wrought Steel With Screws No.	Wrought Brass Without Screws No.	Wrought Brass With Screws No.
Group 1				
Japan	43 12 1X	43 12 1	.....	.....
Coppered	43 16 1X	43 16 1	.....	.....
Group 2				
Cadmium	43 18 1X	43 18 1	.....	.....
Bronze, Bright	43 20 1X	43 20 1	43 21 1X	43 21 1
Brass, Bright	43 22 1X	43 22 1	43 23 1X	43 23 1
Antique Copper	43 24 1X	43 24 1	43 25 1X	43 25 1
Dull Brass	43 26 1X	43 26 1	43 27 1X	43 27 1
Bower Barff Plated	43 28 1X	43 28 1	43 29 1X	43 29 1
Dull Bronze	43 30 1X	43 30 1	43 31 1X	43 31 1
Group 3				
Nickel Plated	43 32 1X	43 32 1	43 33 1X	43 33 1
Statuary Bronze	43 34 1X	43 34 1	43 35 1X	43 35 1
Sanded Antique Brass	43 36 1X	43 36 1	43 37 1X	43 37 1
Sanded Nickel	43 38 1X	43 38 1	43 39 1X	43 39 1
Dull Nickel	43 40 1X	43 40 1	43 41 1X	43 41 1

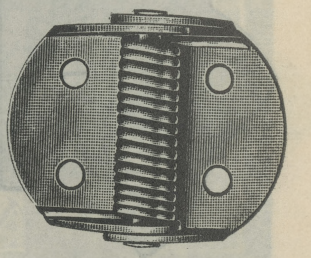

DESCRIPTION: Size of Hinge—1⅝" x 1¼". Packed 1 Dozen Pair in a Box.
Weight per Dozen—1¼ lbs. Case Quantity—38 Dozen.

SHELBY Show Case Hinge

43 00 2 SERIES

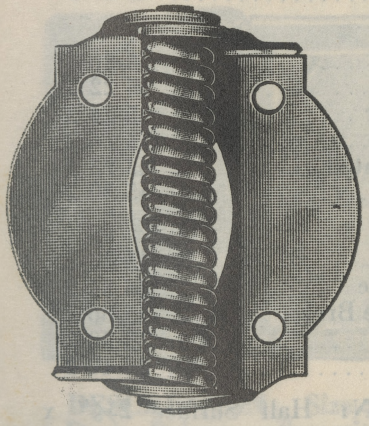

Finish	Wrought Steel Without Screws No.	Wrought Steel With Screws No.	Wrought Brass Without Screws No.	Wrought Brass With Screws No.
Group 1				
Japan	43 12 2X	43 12 2	.....	.....
Coppered	43 16 2X	43 16 2	.....	.....
Group 2				
Cadmium	43 18 2X	43 18 2	.....	.....
Bronze, Bright	43 20 2X	43 20 2	43 21 2X	43 21 2
Brass, Bright	43 22 2X	43 22 2	43 23 2X	43 23 2
Antique Copper	43 24 2X	43 24 2	43 25 2X	43 25 2
Dull Brass	43 26 2X	43 26 2	43 27 2X	43 27 2
Bower Barff Plated	43 28 2X	43 28 2	43 29 2X	43 29 2
Dull Bronze	43 30 2X	43 30 2	43 31 2X	43 31 2
Group 3				
Nickel Plated	43 32 2X	43 32 2	43 33 2X	43 33 2
Statuary Bronze	43 34 2X	43 34 2	43 35 2X	43 35 2
Sanded Antique Brass	43 36 2X	43 36 2	43 37 2X	43 37 2
Sanded Nickel	43 38 2X	43 38 2	43 39 2X	43 39 2
Dull Nickel	43 40 2X	43 40 2	43 41 2X	43 41 2

DESCRIPTION: Size of Hinge—2" x 1⅞". Packed 1 Dozen Pair in a Box.
Weight per Dozen—2 lbs. Case Quantity—30 Dozen.

SHELBY Show Case Hinge

43 00 3 SERIES

Finish	Wrought Steel Without Screws No.	Wrought Steel With Screws No.
Group 1		
Japan	43 12 3X	43 12 3
Coppered	43 16 3X	43 16 3
Group 2		
Cadmium	43 18 3X	43 18 3
Bronze, Bright	43 20 3X	43 20 3
Brass, Bright	43 22 3X	43 22 3
Antique Copper	43 24 3X	43 24 3
Dull Brass	43 26 3X	43 26 3
Bower Barff Plated	43 28 3X	43 28 3
Dull Bronze	43 30 3X	43 30 3
Group 3		
Nickel Plated	43 32 3X	43 32 3
Statuary Bronze	43 34 3X	43 34 3
Sanded Antique Brass	43 36 3X	43 36 3
Sanded Nickel	43 38 3X	43 38 3
Dull Nickel	43 40 3X	43 40 3

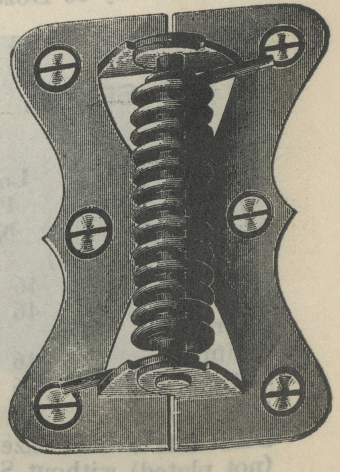

DESCRIPTION: Size of Hinge over-all—$2\frac{3}{16}$" x 1⅝". Knuckle—1⅝"
Packed 1 Dozen Pair in a Box.
Weight per Dozen—2½ lbs. Case Quantity—24 Dozen.

SHELBY Butterfly Hinge

SURFACE 45 00 1 SERIES HALF SURFACE 45 00 2 SERIES

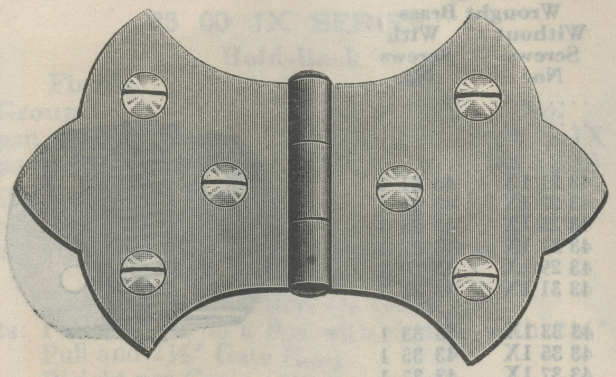



Wrought Steel

Finish	Surface No.
Group 1	
Bright (not plated) without screws	45 00 1X
Coppered	45 16 1
Group 2	
Bronze, Bright	45 20 1
Brass, Bright	45 22 1
Antique Copper	45 24 1
Dull Brass	45 26 1
Bower Barff Plated	45 28 1
Dull Bronze	45 30 1
Group 3	
Nickel Plated	45 32 1
Statuary Bronze	45 34 1
Sanded Antique Brass	45 36 1
Sanded Nickel	45 38 1
Dull Nickel	45 40 1

DESCRIPTION: Surface Hinge 3⅛″ 1¾″ overall.
Knuckle 1″.
Packed 1 Dozen Pairs in a Box with Screws.
Weight Per Dozen Pairs 1¾ lbs.
Case Quantity 36 Dozen.

Finish	Half Surface No.
Group 1	
Bright (not plated) without screws	45 00 2X
Coppered	45 16 2
Group 2	
Bronze, Bright	45 20 2
Brass, Bright	45 22 2
Antique Copper	45 24 2
Dull Brass	45 26 2
Bower Barff Plated	45 28 2
Dull Bronze	45 30 2
Group 3	
Nickel Plated	45 32 2
Statuary Bronze	45 34 2
Sanded Antique Brass	45 36 2
Sanded Nickel	45 38 2
Dull Nickel	45 40 2

DESCRIPTION: Half Surface 2⅜″ x 1¾″ overall.
Knuckle 1″.
Packed 1 Dozen Pairs in a Box with Screws.
Weight Per Dozen Pairs 2 lbs.
Case Quantity 30 Dozen.

2½″ Narrow Butt Hinge

SERIES LOOSE PIN 46 00 1 TIGHT PIN 46 00 2

Wrought Steel

Finish	Loose Pin No.	Tight Pin No.
Group 1		
Bright (not plated) without screws	46 00 1X	46 00 2X
Japan	46 12 1	46 12 2
Group 2		
Cadmium	46 18 1	46 18 2
Antique Copper	46 24 1	46 24 2
Dull Brass	46 26 1	46 26 2
Dull Bronze	46 30 1	46 30 2
Group 3		
Nickel Plated	46 32 1	46 32 2
Statuary Bronze	46 34 1	46 34 2
Sanded Ant. Brass	46 36 1	46 36 2
Dull Nickel	46 40 1	46 40 2



DESCRIPTION: Size 2½″ x 1$\frac{11}{16}$″. Packed 1 Dozen Pairs in a Box with Screws. Bright (not plated) without Screws. Weight per Dozen—2¾ lbs. Case Quantity—24 Dozen.

SHELBY Ornamental Surface Hinge

44 00 6 Series



Finish	Wrought Steel No.	Wrought Brass No.
Group 2		
Bronze, Bright	44 20 6	44 21 6
Brass, Bright	44 22 6	44 23 6
Antique Copper	44 24 6	44 25 6
Dull Brass	44 26 6	44 27 6
Bower Barff Plated	44 28 6	44 29 6
Dull Bronze	44 30 6	44 31 6
Group 3		
Nickel Plated	44 32 6	44 33 6
Statuary Bronze	44 34 6	44 35 6
Sanded Antique Brass	44 36 6	44 37 6
Sanded Nickel	44 38 6	44 39 6
Dull Nickel	44 40 6	44 41 6

DESCRIPTION: Size of Hinge 2 x 1¾ inches overall. Knuckle—1¾ inches. Packed 1 dozen Pairs in a Box with Screws. Weight per Dozen 2¼ lbs. Case Quantity—30 Dozen.

SHELBY Ornamental Loose Pin Half Surface Hinge

44 00 7 Series



Finish	Wrought Steel No.	Wrought Brass No.
Group 2		
Bronze, Bright	44 20 7	44 21 7
Brass, Bright	44 22 7	44 23 7
Antique Copper	44 24 7	44 25 7
Dull Brass	44 26 7	44 27 7
Bower Barff Plated	44 28 7	44 29 7
Dull Bronze	44 30 7	44 31 7
Group 3		
Nickel Plated	44 32 7	44 33 7
Statuary Bronze	44 34 7	44 35 7
Sanded Antique Brass	44 36 7	44 37 7
Sanded Nickel	44 38 7	44 39 7
Dull Nickel	44 40 7	44 41 7

DESCRIPTION: Size of Hinge 2 x 1¾ Inches over all. Knuckle—1¾ inches. Packed 1 Dozen Pairs in a Box with Screws. Weight per Dozen 2 lbs. Case Quantity—30 Dozen.

SHELBY Ornamental Offset Surface Hinge

44 00 8 Series



Finish	Wrought Steel No.	Wrought Brass No.
Group 2		
Bronze, Bright	44 20 8	44 21 8
Brass, Bright	44 22 8	44 23 8
Antique Copper	44 24 8	44 25 8
Dull Brass	46 26 8	44 27 8
Bower Barff Plated	44 28 8	44 29 8
Dull Bronze	44 30 8	44 31 8
Group 3		
Nickel Plated	44 32 8	44 33 8
Statuary Bronze	44 34 8	44 35 8
Sanded Antique Brass	44 36 8	44 37 8
Sanded Nickel	44 38 8	44 39 8
Dull Nickel	44 40 8	44 41 8

DESCRIPTION: Size of Hinge—1¾ x 1¾ inches over all. Knuckle—1¾ inches. Offset ⅜ inch. Packed 1 Dozen Pairs in a Box with Screws. Weight per dozen—2¼ lbs. Case Quantity—30 Dozen.

SHELBY Ornamental Surface Hinge

44 00 1 SERIES

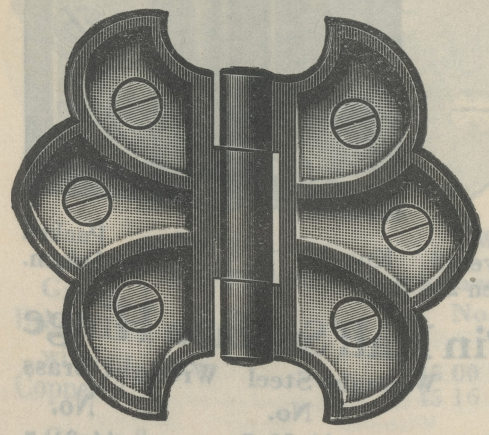

Wrought Steel Finish	No.
Group 2	
Bronze, Bright	44 20 1
Brass, Bright	44 22 1
Antique Copper	44 24 1
Dull Brass	44 26 1
Bower Barff Plated	44 28 1
Dull Bronze	44 30 1
Group 3	
Nickel Plated	44 32 1
Statuary Bronze	44 34 1
Sanded Antique Brass	44 36 1
Sanded Nickel	44 38 1
Dull Nickel	44 40 1

DESCRIPTION

Size of Hinge—2⅜″ x 2 1/16″ over-all
Knuckle—1½″
Packed 1 Dozen Pairs in a Box with Screws
Weight per Doz.—2½ lbs.
Case Quantity—36 Dozen

SHELBY Ornamental Surface Hinge

44 00 2 SERIES

Wrought Steel Finish	No.
Group 2	
Bronze, Bright	44 20 2
Brass, Bright	44 22 2
Antique Copper	44 24 2
Dull Brass	44 26 2
Bower Barff Plated	44 28 2
Dull Bronze	44 30 2
Group 3	
Nickel Plated	44 32 2
Statuary Bronze	44 34 2
Sanded Antique Brass	44 36 2
Sanded Nickel	44 38 2
Dull Nickel	44 40 2

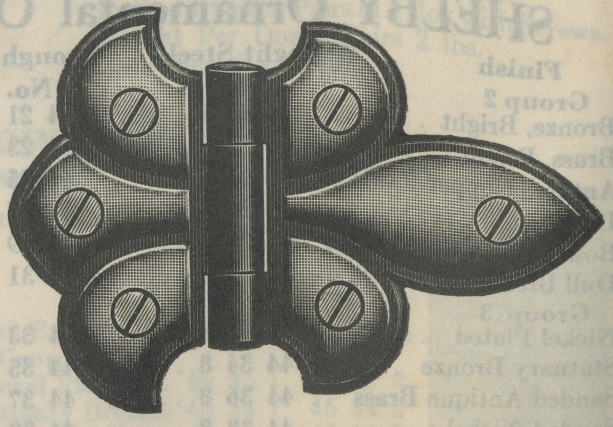

DESCRIPTION

Size of Hinge—3¼″ x 2 1/16″ over-all
Knuckle—1½″
Packed 1 Doz. Pairs in a Box with Screws
Weight per Dozen—2½ lbs.
Case Quantity—30 Dozen

SHELBY Ornamental Surface Hinge

44 00 3 SERIES

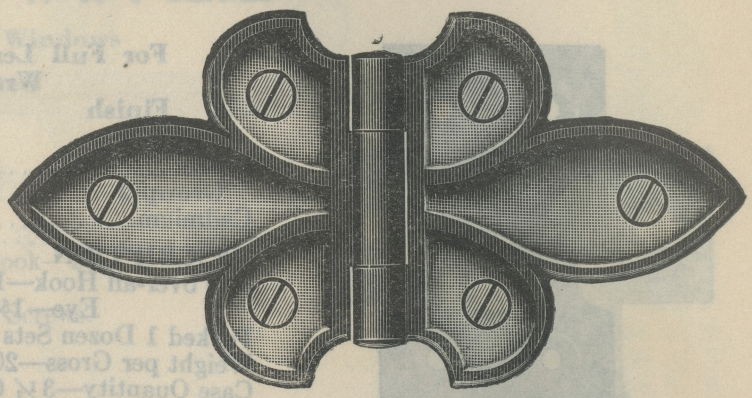

Wrought Steel Finish	No.
Group 2	
Bronze, Bright	44 20 3
Brass, Bright	44 22 3
Antique Copper	44 24 3
Dull Brass	44 26 3
Bower Barff Plated	44 28 3
Dull Bronze	44 30 3
Group 3	
Nickel Plated	44 32 3
Statuary Bronze	44 34 3
Sanded Antique Brass	44 36 3
Sanded Nickel	44 38 3
Dull Nickel	44 40 3

DESCRIPTION: Size of Hinge—3¾″ x 2 1/16″ over-all. Knuckle—1½″. Packed 1 Doz. Pairs in a Box with Screws. Weight per Dozen—2½ lbs. Case Quantity—30 Dozen.

SHELBY Ornamental Loose Pin Half Surface Hinge

44 00 4 SERIES

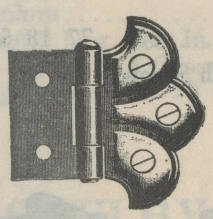

Wrought Steel Finish	No.
Group 2	
Bronze, Bright	44 20 4
Brass, Bright	44 22 4
Antique Copper	44 24 4
Dull Brass	44 26 4
Bower Barff Plated	44 28 4
Dull Bronze	44 30 4
Group 3	
Nickel Plated	44 32 4
Statuary Bronze	44 34 4
Sanded Antique Brass	44 36 4
Sanded Nickel	44 38 4
Dull Nickel	44 40 4

DESCRIPTION: Size of Hinge—2 1/16″ x 2″ over-all. Knuckle—1½″. Packed 1 Dozen Pairs in a Box with Screws. Weight per Dozen—2¼ lbs. Case Quantity—36 Dozen.

SHELBY Ornamental Loose Pin Half Surface Hinge

44 00 5 SERIES

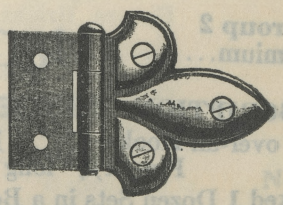

Wrought Steel Finish	No.
Group 2	
Bronze, Bright	44 20 5
Brass, Bright	44 22 5
Antique Copper	44 24 5
Dull Brass	44 26 5
Bower Barff Plated	44 28 5
Dull Bronze	44 30 5
Group 3	
Nickel Plated	44 32 5
Statuary Bronze	44 34 5
Sanded Antique Brass	44 36 5
Sanded Nickel	44 38 5
Dull Nickel	44 40 5

DESCRIPTION: Size of Hinge—2¾″ x 2 1/16″ over-all. Knuckle—1½″. Packed 1 Doz. Pairs in a Box with Screws. Weight per Dozen—2¼ lbs. Case Quantity—30 Dozen.

SHELBY Window Screen Hanger

77 00 1 SERIES



For Full Length Windows
Wrought Steel

Finish	No.
Group 1	
Japan	77 12 1
Group 2	
Cadmium	77 18 1

DESCRIPTION
Size over-all Hook—1⅝" x 1 5/16"
Eye—1⅝" x 1¼"
Packed 1 Dozen Sets in a Box with Screws
Weight per Gross—20½ lbs.
Case Quantity—3⅓ Gross



Eyes Only

77 00 5 SERIES

Wrought Steel

Finish	No.
Group 1	
Japan	77 12 5
Group 2	
Cadmium	77 18 5

Packed 2 Doz. Sets in a Box with Screws

Case Quantity—6⅔ Gross.

Weight per Gross 11 lbs.

SHELBY Window Screen Hanger

77 00 2 SERIES

For Half Length Windows
Wrought Steel

Finish	No.
Group 1	
Japan	77 12 2
Group 2	
Cadmium	77 18 2

DESCRIPTION
Size over-all Hook—2¾" x ⅞"
Pin—1¼" long
Packed 1 Dozen Sets in a Box with Screws
Weight per Gross—15½ lbs.
Case Quantity—3⅓ Gross





SHELBY Screen Window Hanger

77 00 3 SERIES

For Full Length Windows

Wrought Steel

Finish	No.
Group 1	
Japan	77 12 3
Group 2	
Cadmium	77 18 3



DESCRIPTION: Size over-all Hook—$2\frac{1}{16}$" x $\frac{3}{4}$". Eye—$2\frac{1}{8}$" x $1\frac{7}{8}$".
Packed 1 Doz. Sets in a Box with Screws.
Weight per Gross—32 lbs.
Case Quantity $2\frac{1}{2}$ Gross.

Eyes Only

77 00 6 SERIES

Wrought Steel

Finish	No.
Group 1	
Japan	77 12 6
Group 2	
Cadmium	77 18 6

Packed 2 Doz. Sets in a Box with Screws.
Case Quantity 4 Gross.
Weight per Gross 20 lbs.

SHELBY Storm Window and Screen Hanger

77 00 4 SERIES

Extra Heavy For Full Length Windows

Wrought Steel



Finish	No.
Group 1	
Japan	77 12 4
Group 2	
Cadmium	77 18 4

DESCRIPTION: Size over-all Hook—$2\frac{1}{16}$" x $\frac{3}{4}$". Eye—$2\frac{11}{16}$" x 1". Packed 1 Dozen Sets in a Box with Screws.
Weight per Gross 35 lbs. Case Quantity $2\frac{1}{2}$ Gross.

Eyes Only

77 00 7 SERIES

Wrought Steel

Finish	No.
Group 1	
Japan	77 12 7
Group 2	
Cadmium	77 18 7

Packed 2 Dozen Sets in a Box with Screws.
Case Quantity 4 Gross.
Weight per Gross 22 lbs.



SHELBY Plain Card Holder

56 00 1 SERIES

Finish	Wrought Steel No.	Wrought Brass No.
Group 2		
Bronze, Bright	56 20 1	56 21 1
Brass, Bright	56 22 1	56 23 1
Antique Copper	56 24 1	56 25 1
Dull Brass	56 26 1	56 27 1
Bower Barff Plated	56 28 1	56 29 1
Dull Bronze	56 30 1	56 31 1
Group 3		
Nickel Plated	56 32 1	56 33 1
Statuary Bronze	56 34 1	56 35 1
Sanded Antique Brass	56 36 1	56 37 1

DESCRIPTION: Size of Holder—2¼″ x ¾″ over-all. Size of Card—1¾″ x ⅝″. Packed ½ gross in a Box with Pins. Weight per Gross—1¾ lbs. Case Quantity 30 Gross.

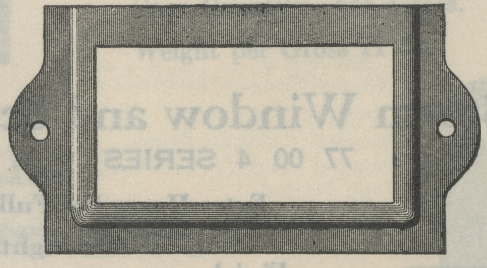

SHELBY Plain Card Holder

56 00 2 SERIES

Finish	Wrought Steel No.	Wrought Brass No.
Group 2		
Bronze, Bright	56 20 2	56 21 2
Brass, Bright	56 22 2	56 23 2
Antique Copper	56 24 2	56 25 2
Dull Brass	56 26 2	56 27 2
Bower Barff Plated	56 28 2	56 29 2
Dull Bronze	56 30 2	56 31 2
Group 3		
Nickel Plated	56 32 2	56 33 2
Statuary Bronze	56 34 2	56 35 2
Sanded Antique Brass	56 36 2	56 37 2

DESCRIPTION: Size of Holder—2 7/16″ x 1 5/16″ over-all. Size of Card—1¾″ x 1″. Packed ½ Gross in a Box with Pins. Weight per Gross—2½ lbs. Case Quantity 15 Gross.

SHELBY Plain Card Holder

56 00 3 SERIES



Finish Group 2	Wrought Steel No.	Wrought Brass No.	Finish Group 3	Wrought Steel No.	Wrought Brass No.
Bronze, Bright	56 20 3	56 21 3	Nickel Plated	56 32 3	56 33 3
Brass, Bright	56 22 3	56 23 3	Statuary Bronze	56 34 3	56 35 3
Antique Copper	56 24 3	56 25 3	Sanded Antique Brass.	56 36 3	56 37 3
Dull Brass	56 26 3	56 27 3			
Bower Barff Plated	56 28 3	56 29 3			
Dull Bronze	56 30 3	56 31 3			

DESCRIPTION: Size of Holder—3⅝″ x 1½″ over-all. Side of Card—2⅞″ x 1¼″. Packed ½ Gross in a Box with Pins. Weight per Gross—4 lbs. Case Quantity 15 Gross.



SHELBY Large Card Holder

56 00 4 SERIES

Finish Group 2	Wrought Steel No.	Wrought Brass No.	Finish Group 3	Wrought Steel No.	Wrought Brass No.
Bronze, Bright	56 20 4	56 21 4	Nickel Plated	56 32 4	56 33 4
Brass, Bright	56 22 4	56 23 4	Statuary Bronze	56 34 4	56 35 4
Antique Copper	56 24 4	56 25 4	Sanded Antique Brass.	56 36 4	56 37 4
Dull Brass	56 26 4	56 27 4			
Bower Barff Plated	56 28 4	56 29 4			
Dull Bronze	56 30 4	56 31 4			

DESCRIPTION: Size of Holder—3⅝″ x 5 7/16″ over-all. Size of Card—3″ x 5″. Packed ¼ Gross in a Box with Pins. Weight per Gross—12 lbs. Case Quantity 5 Gross.

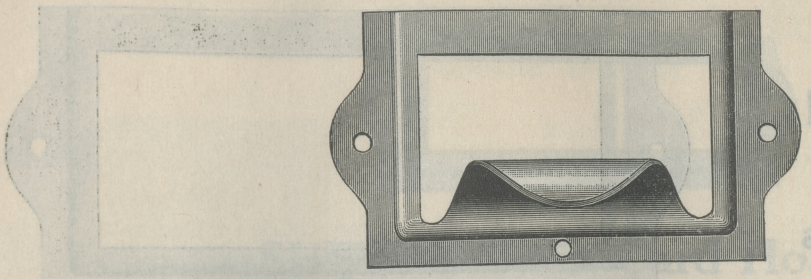

SHELBY Card Holder With Hook

56 00 5 SERIES

Finish	Wrought Steel No.	Wrought Brass No.
Group 2		
Bronze, Bright	56 20 5	56 21 5
Brass, Bright	56 22 5	56 23 5
Antique Copper	56 24 5	56 25 5
Dull Brass	56 26 5	56 27 5
Bower Barff Plated	56 28 5	56 29 5
Dull Bronze	56 30 5	56 31 5
Group 3		
Nickel Plated	56 32 5	56 33 5
Statuary Bronze	56 34 5	56 35 5
Sanded Antique Brass	56 36 5	56 37 5

DESCRIPTION: Size of Holder—$2\frac{7}{16}$" x $1\frac{5}{16}$" over-all. Size of Card —$1\frac{3}{4}$" x 1". Packed ¼ Gross in a Box with Pins. Weight per Gross —4½ lbs. Case Quantity 7½ Gross.

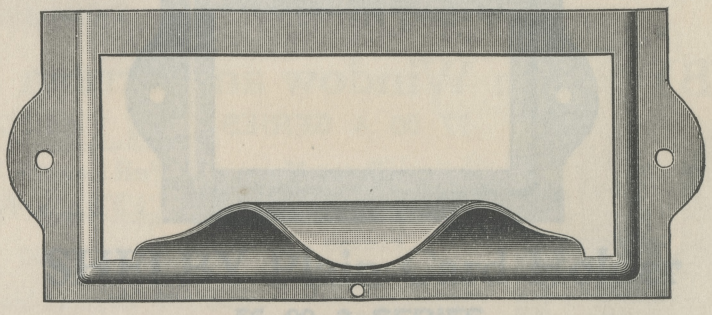

SHELBY Card Holder With Hook

56 00 6 SERIES

Finish	Wrought Steel No.	Wrought Brass No.
Group 2		
Bronze, Bright	56 20 6	56 21 6
Brass, Bright	56 22 6	56 23 6
Antique Copper	56 24 6	56 25 6
Dull Brass	56 26 6	56 27 6
Bower Barff Plated	56 28 6	56 29 6
Dull Bronze	56 30 6	56 31 6
Group 3		
Nickel Plated	56 32 6	56 33 6
Statuary Bronze	56 34 6	56 35 6
Sanded Antique Brass	56 36 6	56 37 6

DESCRIPTION: Size of Holder—$3\frac{5}{8}$" x 1½" over-all. Size of Card —$2\frac{7}{8}$" x 1¼". Packed ¼ Gross in a Box with Pins. Weight per Gross 6½ lbs. Case Quantity 4½ Gross.



Silk Toilet Paper Holder

57 00 1 SERIES

Wrought Steel

Finish	No.
Group 1	
Coppered	57 16 1
Group 2	
Antique Copper	57 24 1
Dull Brass	57 26 1
Group 3	
Nickel Plated	57 32 1
Sanded Antique Brass	57 36 1

DESCRIPTION: Plate 4¾" x 1¾".
Made to fit Standard Size Rolls.
Packed 1 Doz. in a Box with Screws.
Weight per Doz. 3½ lbs.
Case Quantity 6 Dozen.



Satin Toilet Paper Holder

57 00 2 SERIES

Wrought Steel

Finish	No.
Group 1	
Coppered	57 16 2
Group 2	
Antique Copper	57 24 2
Dull Brass	57 26 2
Group 3	
Nickel Plated	57 32 2
Sanded Antique Brass	57 36 2

Wrought Brass

Finish	No.
Group 2	
Antique Copper	57 25 2
Dull Brass	57 27 2
Group 3	
Nickel Plated	57 33 2
Sanded Antique Brass	57 37 2

DESCRIPTION: Size Back 5½" x 2". Made to fit Standard Size Rolls.
Packed ½ Doz. in a Box with Screws. Weight per Dozen 6¾ lbs.
Case Quantity 3 Dozen.



SHELBY Garage Door Holder

30 12 SERIES

Finish	No.
Group 1	
Japan	30 12

A Holder that will automatically catch the door as it swings open to a right angle position, or beyond, and hold it firmly until released by a slight pull on the chain. It also acts as a chain bolt, and locks the door when it is closed.

Made entirely of wrought steel. Rod is 33½" Long, ½" Round Rod; Brackets are made of 2" x ¼" stock; the holder bracket is a double angle 3¼" x 3½". Chain endless link 33½" long. Screws 1¾" # 13. Quickly applied and easy to operate.

Packed ⅙ Dozen Holders in a Box complete with Screws.

Weight 75 lbs. per Case. Case Quantity, Six Cartons (1 Dozen).

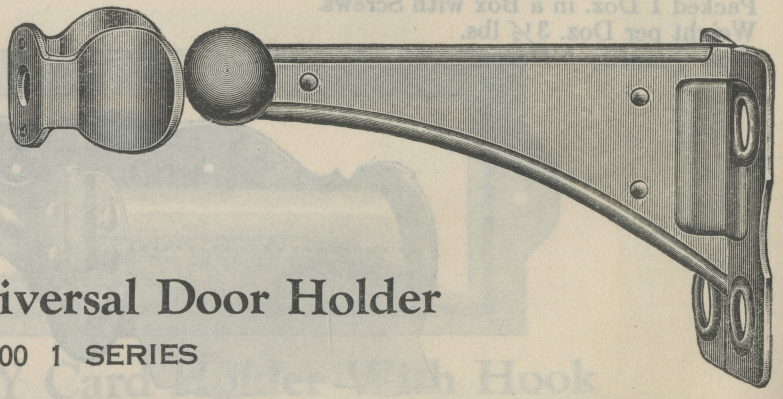

SHELBY Universal Door Holder

58 00 1 SERIES

Wrought Steel Finish	No.
Group 2	
Bronze, Bright	58 20 1
Brass, Bright	58 22 1
Antique Copper	58 24 1
Dull Brass	58 26 1
Bower Barff Plated	58 28 1
Dull Bronze	58 30 1
Group 3	
Nickel Plated	58 32 1
Statuary Bronze	58 34 1
Sanded Ant. Brass	58 36 1
Sanded Nickel	58 38 1
Dull Nickel	58 40 1

Wrought Brass Finish	No.
Group 2	
Bronze, Bright	58 21 1
Brass, Bright	58 23 1
Antique Copper	58 25 1
Dull Brass	58 27 1
Bower Barff Plated	58 29 1
Dull Bronze	58 31 1
Group 3	
Nickel Plated	58 33 1
Statuary Bronze	58 35 1
Sanded Ant. Brass	58 37 1
Sanded Nickel	58 39 1
Dull Nickel	58 41 1

DESCRIPTION: Projection 3⅛". Packed 1 Doz. in a Box with Screws. Weight per Doz. 2 lbs. Case Quantity 25 Dozen.

SHELBY Junior Door Holder

58 00 2 SERIES

Finish	Wrought Steel No.	Wrought Brass No.
Group 1		
Dull Black	58 14 2	.....
Group 2		
Bronze, Bright	58 20 2	58 21 2
Brass, Bright	58 22 2	58 23 2
Antique Copper	58 24 2	58 25 2
Dull Brass	58 26 2	58 27 2
Bower Barff Plated	58 28 2	58 29 2
Dull Bronze	58 30 2	58 31 2
Group 3		
Nickel Plated	58 32 2	58 33 2
Statuary Bronze	58 34 2	58 35 2
Sanded Antique Brass	58 36 2	58 37 2
Sanded Nickel	58 38 2	58 39 2
Dull Nickel	58 40 2	58 41 2

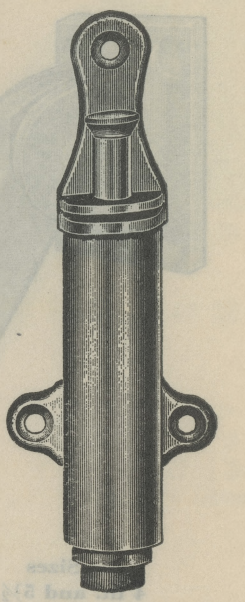

DESCRIPTION: Length Not Extended—5″. Throw—1″.

Packed One in a Box with Screws. Weight per Dozen 7 lbs.

Case Quantity 4 Dozen.

SHELBY Door Holder

58 00 3 SERIES

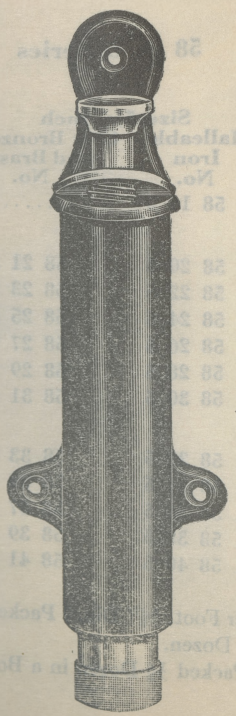

Finish	Wrought Steel No.	Wrought Brass No.
Group 1		
Dull Black	58 14 3	.....
Group 2		
Bronze, Bright	58 20 3	58 21 3
Brass, Bright	58 22 3	58 23 3
Antique Copper	58 24 3	58 25 3
Dull Brass	58 26 3	58 27 3
Bower Barff Plated	58 28 3	58 29 3
Dull Bronze	58 30 3	58 31 3
Group 3		
Nickel Plated	58 32 3	58 33 3
Statuary Bronze	58 34 3	58 35 3
Sanded Antique Brass	58 36 3	58 37 3
Sanded Nickel	58 38 3	58 39 3
Dull Nickel	58 40 3	58 41 3

DESCRIPTION: Length Not Extended—6½″. Throw—1⅛″.

Packed One in a Box with Screws. Weight per Dozen—10¾ lbs. Case Quantity 3 Dozen.

SHELBY Door Holder

**Cast Bronze and Brass;
also Certified Malleable Iron.**



**Sizes
4 in. and 5½ in.**

**Cast Bronze
Cast Brass
Certified Malleable Iron**

This Door Holder is constructed on the fulcrum or leverage principle, as the foot lever is on an angle with the door, and the special rubber tip will not mar the floor, yet clings to the floor with a vise-like grip.

For all doors, and especially recommended for doors equipped with over-head door checks, or checking floor hinges. The Holder Lever can be lowered and raised with the foot, and when not in use the lever is held up and out of the way by a spring. Rubber Tip can be renewed without removing the Holder from the door.

Size 4 inch, Series 58 00 4: Holder can be used on doors with a clearance up to 2″ above the floor, and should be attached to the door 4″ from the floor line to top of screw plate.

Size 5½ inch, Series 58 00 5: Holder can be used on doors with a clearance up to 3½″ above the floor and should be attached to the door 5¼″ from the floor line to top of screw plate.

	58 00 4 Series		58 00 5 Series	
	Size 4 Inch		Size 5½ Inch	
Finish	Malleable Iron No.	Cast Bronze and Brass No.	Malleable Iron No.	Cast Bronze and Brass No.
Group 1				
Dull Black	58 14 4		58 14 5	
Group 2				
Bronze, Bright	58 20 4	58 21 4	58 20 5	58 21 5
Brass, Bright	58 22 4	58 23 4	58 22 5	58 23 5
Antique Copper	58 24 4	58 25 4	58 24 5	58 25 5
Dull Brass	58 26 4	58 27 4	58 26 5	58 27 5
Bower Barff Plated	58 28 4	58 29 4	58 28 5	58 29 5
Dull Bronze	58 30 4	58 31 4	58 30 5	58 31 5
Group 3				
Nickel Plated	58 32 4	58 33 4	58 32 5	58 33 5
Statuary Bronze	58 34 4	58 35 4	58 34 5	58 35 5
Sanded Antique Brass	58 36 4	58 37 4	58 36 5	58 37 5
Sanded Nickel	58 38 4	58 39 4	58 38 5	58 39 5
Dull Nickel	58 40 4	58 41 4	58 40 5	58 41 5

DESCRIPTION: 4″ size: Length, 4½″ over-all; Screw Plate, 1½″ x 1½″; Rubber Foot, ⅝″ Dia. Packed ½ Dozen in a Box with screws. Weight per Dozen—5 lbs. Case Quantity—10½ Dozen.

5½″ Size: Length, 6¼″ over-all; Screw Plate, 2″ x 2″; Rubber Foot, ⅞″ Dia. Packed ½ Dozen in a Box with screws. Weight per Dozen—12½ lbs. Case Quantity—6 Dozen.

SHELBY Wire Coat and Hat Hooks

62 00 0 SERIES



Steel Wire Finish	2½ In. No.	3 In. No.	3½ In. No.
Japan	62 12 2	62 12 3	62 12 4
Dull Black	62 14 2	62 14 3	62 14 4
Coppered	62 16 2	62 16 3	62 16 4
Cadmium	62 18 2	62 18 3	62 18 4
Dull Brass	62 26 2	62 26 3	62 26 4
Nickel Plated	62 32 2	62 32 3	62 32 4

DESCRIPTION

Projection	2¾″	3 3/32″	3½″
Wire Gauge	No. 11	No. 10	No. 9
Weight per Gross	7 lbs.	9 lbs.	12½ lbs.
Case Quantity	6 Gross	6 Gross	4 Gross

SHELBY Wire Ceiling Hooks

62 00 5 SERIES

Steel Wire Finish	No.
Japan	62 12 5
Dull Black	62 14 5
Coppered	62 16 5
Dull Brass	62 26 5
Nickel Plated	62 32 5

DESCRIPTION: Projection 1⅝″. Spread 3⅜″. Wire Gauge No. 10. Packed ½ Gross in a Box. Weight per Gross 8½ lbs. Case Quantity 6 Gross.



Gate Hooks and Eyes



Size 1½″.
Packed 1 Gross in a Box.
Weight 3¼ lbs.
Size 2½″.
Packed ½ Gross in a Box.
Weight per Gross 7½ lbs.

"SHELBY" Door Holder

Cast Bronze and Brass; also Certified Malleable Iron.



This Door Holder is constructed on the fulcrum or leverage principle, as the foot lever is on an angle with the door, and the special rubber tip will not mar the floor, yet clings to the floor with a vise-like grip.

For all doors, and especially recommended for doors equipped with over-head door checks, or checking floor hinges. The Holder Lever can be lowered and raised with the foot, and when not in use the lever is held up and out of the way by a spring. Rubber Tip can be renewed without removing the Holder from the door.

Size 4 inch, Series 58 00 4: Holder can be used on doors with a clearance up to 2″ above the floor, and should be attached to the door 4″ from the floor line to top of screw plate.

Size 5½ inch, Series 58 00 5: Holder can be used on doors with a clearance up to 3½″ above the floor and should be attached to the door 5¼″ from the floor line to top of screw plate.

	58 00 4 Series Size 4 Inch				58 00 5 Series Size 5½ Inch			
Finish Group 1	Mal. Iron No.	Cast Brz. and Brass No.	Cast Brz. and Brass Tumbled Finish	Cast Brz. and Brass No. Emery Finish	Mal. Iron No.	Cast Brz. and Brass No.	Cast Brz. and Brass No. Tumbled Finish	Cast Brz. and Brass No. Emery Finish
Dull Black	58 14 4	.....			58 14 5	.....		
Group 2								
Bronze, Bright	58 20 4	58 21 4	.....	.....	58 20 5	58 21 5	.....	.....
Brass, Bright	58 22 4	58 23 4	.....	.....	58 22 5	58 23 5	.....	.....
Antique Copper	58 24 4	58 25 4	.....	.....	58 24 5	58 25 5	.....	.....
Dull Brass	58 26 4	58 27 4	T 58 27 4	E 58 27 4	58 26 5	58 27 5	T 58 27 5	E 58 27 5
Bower Barff Plated	58 28 4	58 29 4	T 58 29 4	E 58 29 4	58 28 5	58 29 5	T 58 29 5	E 58 29 5
Dull Bronze	58 30 4	58 31 4	T 58 31 4	E 58 31 4	58 30 5	58 31 5	T 58 31 5	E 58 31 5
Group 3								
Nickel Plated	58 32 4	58 33 4	.....	.....	58 32 5	58 33 5	.....	.....
Statuary Bronze	58 34 4	58 35 4	T 58 35 4	E 58 35 4	58 34 5	58 35 5	T 58 35 5	E 58 35 5
Sanded Antique Brass	58 36 4	58 37 4	T 58 37 4	E 58 37 4	58 36 5	58 37 5	T 58 37 5	E 58 37 5
Sanded Nickel	58 38 4	58 39 4	T 58 39 4	E 58 39 4	58 38 5	58 39 5	T 58 39 5	E 58 39 5
Dull Nickel	58 40 4	58 41 4	T 58 41 4	E 58 41 4	58 40 5	58 41 5	T 58 41 5	E 58 41 5

DESCRIPTION: 4″ size: Length, 4½″ over-all; Screw Plate, 1½″x1½″; Rubber Foot, ⅝″ Dia. Packed ½ Dozen in a Box with screws. Weight per Dozen—5 lbs. Case Quantity—10½ Dozen.
5½″ Size: Length, 6¼″ over-all; Screw Plate, 2″x2″; Rubber Foot, ⅞″ Dia. Packed ½ Dozen in a Box with screws. Weight per Dozen—12½ lbs. Case Quantity—6 Dozen.

Federal Master Specification FF-H-101 Type B1149 and B1149A

SHELBY Single Hall Hook

8 00 1 SERIES

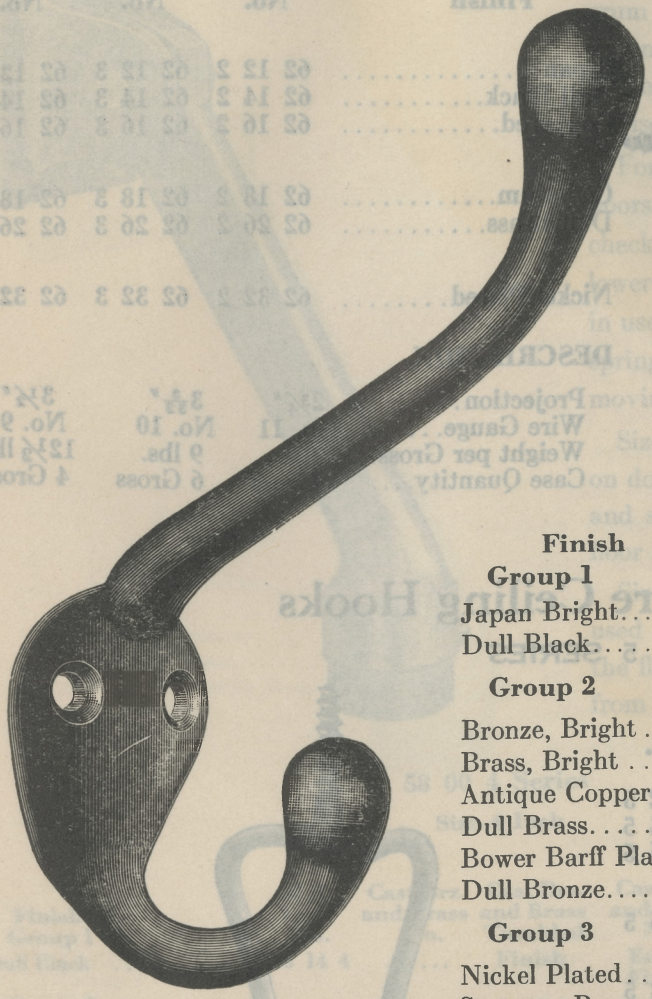

Finish	No.
Group 1	
Japan Bright	8 12 1
Dull Black	8 14 1
Group 2	
Bronze, Bright	8 20 1
Brass, Bright	8 22 1
Antique Copper	8 24 1
Dull Brass	8 26 1
Bower Barff Plated	8 28 1
Dull Bronze	8 30 1
Group 3	
Nickel Plated	8 32 1
Statuary Bronze	8 34 1
Sanded Antique Brass	8 36 1
Sanded Nickel	8 38 1
Dull Nickel	8 40 1

DESCRIPTION: Projection 3⅝". Over-all 5¾".

Packed 1 Doz. in a Box with Screws.

Weight per Gross 52 lbs. Case Quantity 1 Gross.

SHELBY Double Hall Hook

8 00 2 SERIES



Finish	No.
Group 1	
Japan Bright	8 12 2
Dull Black	8 14 2
Group 2	
Bronze, Bright	8 20 2
Brass, Bright	8 22 2
Antique Copper	8 24 2
Dull Brass	8 26 2
Bower Barff Plated	8 28 2
Dull Bronze	8 30 2
Group 3	
Nickel Plated	8 32 2
Statuary Bronze	8 34 2
Sanded Antique Brass	8 36 2
Sanded Nickel	8 38 2
Dull Nickel	8 40 2

DESCRIPTION: Projection 4⅝". Overall 7¾". Packed 1 Doz. in a Box with Screws. Weight per Gross 87 lbs. Case Quantity ½ Gross.

SHELBY Cast Iron Wardrobe Hook

8 00 3 SERIES

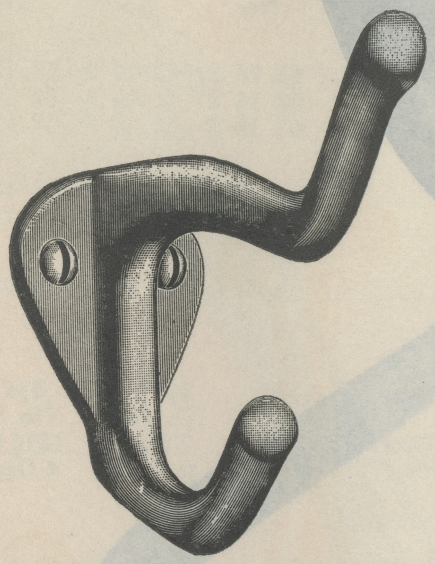

Finish	No.
Group 1	
Japan, no screws	8 12 3X
Japan	8 12 3
Dull Black	8 14 3
Coppered, no screws	8 16 3X
Coppered	8 16 3
Group 2	
Bronze, Bright	8 20 3
Brass, Bright	8 22 3
Antique Copper	8 24 3
Dull Brass	8 26 3
Bower Barff Plated	8 28 3
Dull Bronze	8 30 3
Group 3	
Nickel Plated	8 32 3
Statuary Bronze	8 34 3
Sanded Antique Brass	8 36 3
Sanded Nickel	8 38 3
Dull Nickel	8 40 3

DESCRIPTION: Projection 3⅛". Over-all 3½".
Packed 2 Doz. in a Box with Screws.
Weight per Gross 19½ lbs. Case Quantity 3 Gross.

SHELBY Cast Iron Wardrobe Hook

8 00 4 SERIES

Finish	No.
Group 1	
Japan, no screws	8 12 4X
Japan	8 12 4
Dull Black	8 14 4
Coppered, no screws	8 16 4X
Coppered	8 16 4
Group 2	
Bronze, Bright	8 20 4
Brass, Bright	8 22 4
Antique Copper	8 24 4
Dull Brass	8 26 4
Bower Barff Plated	8 28 4
Dull Bronze	8 30 4
Group 3	
Nickel Plated	8 32 4
Statuary Bronze	8 34 4
Sanded Antique Brass	8 36 4
Sanded Nickel	8 38 4
Dull Nickel	8 40 4

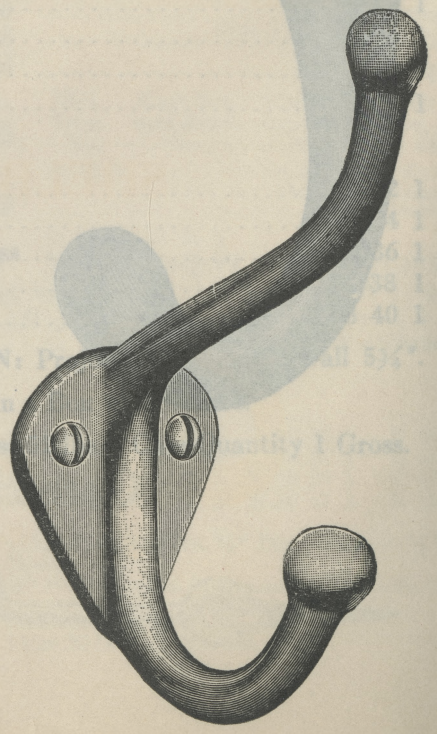

DESCRIPTION: Projection 3⅛". Over-all 4¼".
Packed 2 Doz. in a Box with Screws.
Weight per Gross 26 lbs. Case Quantity 3 Gross.

SHELBY Cast Ceiling Hooks

8 00 5 SERIES

Finish	No.
Group 1	
Japan	8 12 5
Dull Black	8 14 5
Group 2	
Bronze Bright	8 20 5
Brass Bright	8 22 5
Antique Copper	8 24 5
Dull Brass	8 26 5
Bower Barff Plated	8 28 5
Dull Bronze	8 30 5
Group 3	
Nickel Plated	8 32 5
Statuary Bronze	8 34 5
Sanded Antique Brass	8 36 5
Sanded Nickel	8 38 5
Dull Nickel	8 40 5

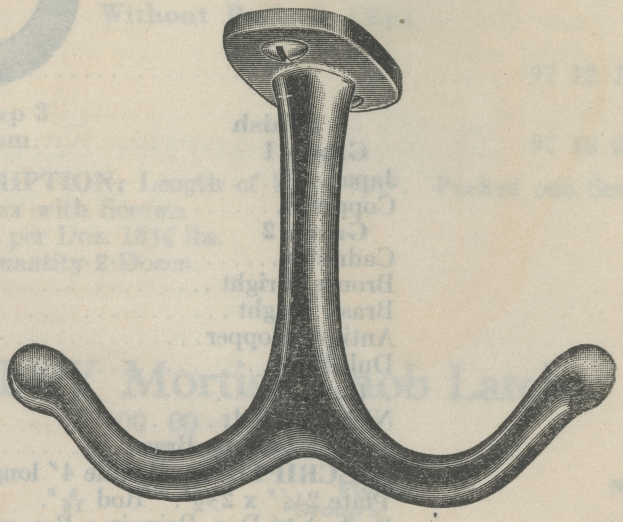

DESCRIPTION: Projection 2⅜".
Spread 3¼".
Packed ¼ Gross in a Box.
Weight per Gross 24½ lbs.
Case Quantity 3 Gross.

SHELBY Bath Room Hook

8 00 6 SERIES

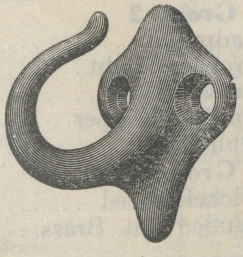

Finish	No.
Group 3	
Nickel Plated	8 32 6

DESCRIPTION: Projection 1⅛".
Packed 1 Doz. in a Box with Screws.
Weight per Gross 11 lbs. Case Quantity 3 Gross.

SHELBY Chest Handle

99 00 1 SERIES



Finish	No.
Group 1	
Japan	99 12 1
Coppered	99 16 1
Group 2	
Cadmium	99 18 1
Bronze, Bright	99 20 1
Brass, Bright	99 22 1
Antique Copper	99 24 1
Dull Brass	99 26 1
Group 3	
Nickel Plated	99 32 1
Sanded Antique Brass	99 36 1

DESCRIPTION: Handle 4″ long.
Plate 2¾″ x 2½″. Rod $\frac{5}{16}$″.
Packed ½ Doz. Pairs in a Box with Screws.
Weight per Dozen Pairs 9¼ lbs.
Case Quantity 6 Dozen Pairs.



SHELBY Heavy Chest Handle

99 00 2 SERIES

Finish	No.
Group 1	
Japan	99 12 2
Coppered	99 16 2
Group 2	
Cadmium	99 18 2
Bronze, Bright	99 20 2
Brass, Bright	99 22 2
Antique Copper	99 24 2
Dull Brass	99 26 2
Group 3	
Nickel Plated	99 32 2
Sanded Ant. Brass	99 36 2

DESCRIPTION: Handle 3¾″ long.
Plate 3¾″ x 3⅜″. Rod $\frac{5}{16}$″.
Packed ½ Doz. Pairs in a Box with Screws.
Weight per Doz. Pairs 10¾ lbs.
Case Quantity 6 Dozen Pairs.



SHELBY Thumb Latch

97 00 0 SERIES

A heavy Thumb Latch for use on Garage Doors or wherever a heavy latch is required.

With Padlock Clips

Finish	No.
Group 1	
Japan	97 12 1
Group 2	
Cadmium	97 18 1

Without Padlock Clips

Group 1	
Japan	97 12 2
Group 2	
Cadmium	97 18 2

DESCRIPTION: Length of Pull—9⅜". Packed one Set in a Box with Screws.
Weight per Doz. 18½ lbs.
Case Quantity 2 Dozen.

SHELBY Mortise Knob Latch

100 00 1 SERIES

Wrought Steel



Finish	No.
Group 2	
Bronze, Bright	100 20 1
Brass, Bright	100 22 1
Antique Copper	100 24 1
Dull Brass	100 26 1
Bower Barff Plated	100 28 1
Dull Bronze	100 30 1

Finish	No.
Group 3	
Nickel Plated	100 32 1
Statuary Bronze	100 34 1
Sanded Antique Brass	100 36 1
Sanded Nickel	100 38 1
Dull Nickel	100 40 1

DESCRIPTION: Steel Case, Front and Strike with Iron Bolt Case—3" x 1⅛". Face—3" x ⅞". Packed 1 Dozen in a Box with Screws. Weight per Dozen—4 lbs. 13 Dozen to Case.

SHELBY Mortise Knob Latch Set

100 00 2 SERIES

Wrought Steel

Finish	No.
Group 2	
Bronze, Bright	100 20 2
Brass, Bright	100 22 2
Antique Copper	100 24 2
Dull Brass	100 26 2
Bower Barff Plated	100 28 2
Dull Bronze	100 30 2
Group 3	
Nickel Plated	100 32 2
Statuary Bronze	100 34 2
Sanded Antique Brass	100 36 2
Sanded Nickel	100 38 2
Dull Nickel	100 40 2



DESCRIPTION: Set consists of one latch with steel case, front and strike, with iron bolt. Case—3" x 1⅛". Face—3" x ⅞". One pair of Knobs. One pair of Steel Escutcheons—3" x 1⅝". Packed 1 Set in a Box with Screws. Weight per Dozen—14¼ lbs. Case Quantity—2½ Dozen.

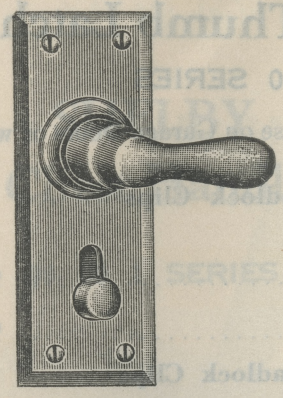

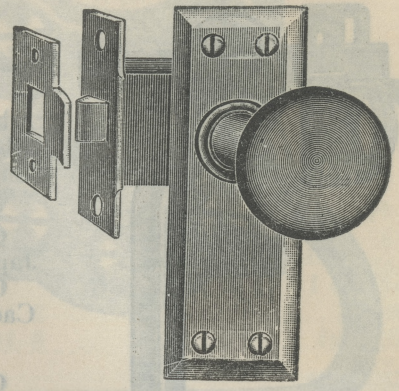

SHELBY Mortise Screen Door Latch Set

75 00 1 SERIES

Wrought Steel

Finish	No.
Group 2	
Bronze, Bright	75 20 1
Brass, Bright	75 22 1
Antique Copper	75 24 1
Dull Brass	75 26 1
Bower Barff Plated	75 28 1
Dull Bronze	75 30 1
Group 3	
Nickel Plated	75 32 1
Statuary Bronze	75 34 1
Sanded Antique Brass	75 36 1
Sanded Nickel	75 38 1
Dull Nickel	75 40 1

Wrought Brass

Group 2	
Bronze, Bright	75 21 1
Brass, Bright	75 23 1
Antique Copper	75 25 1
Dull Brass	75 27 1
Bower Barff Plated	75 29 1
Dull Bronze	75 31 1
Group 3	
Nickel Plated	75 33 1
Statuary Bronze	75 35 1
Sanded Antique Brass	75 37 1
Sanded Nickel	75 39 1
Dull Nickel	75 41 1

DESCRIPTION: For Doors $\frac{7}{8}$" to $1\frac{1}{2}$" thick, opening in or out. Latch Case, Wrought Metal—2" x $1\frac{3}{8}$"; Latch Face—$2\frac{5}{8}$" x $\frac{11}{16}$". Back set $1\frac{5}{16}$" from face to center of Hub. Escutcheons beveled edge $4\frac{1}{2}$" x $1\frac{1}{2}$"; Inside escutcheon with slide lock. Knob, wrought face, cast back—Diameter $1\frac{3}{8}$". Lever, cast—$1\frac{13}{16}$". Strike—$1\frac{7}{8}$" x $1\frac{5}{16}$". Spindle length $3\frac{13}{16}$".
Packed 1 Set in a Box with Screws. Weight per Dozen $10\frac{3}{4}$ lbs.
Case Quantity 5 Dozen.



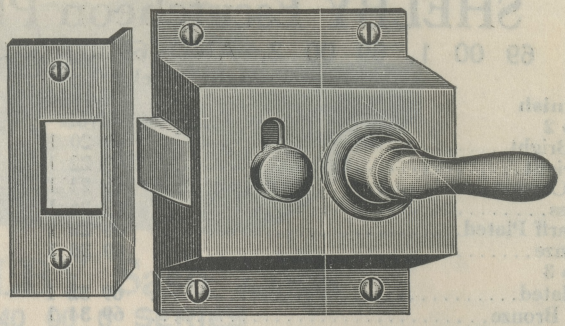

Our Rim Latches are made with Reverse Bevel Bolt and are not reversible, but can be furnished with regular bevel bolt if specified.

SHELBY Rim Screen Door Latch Set

76 00 1 SERIES

Wrought Steel

Finish	No.
Group 2	
Bronze, Bright	76 20 1
Brass, Bright	76 22 1
Antique Copper	76 24 1
Dull Brass	76 26 1
Bower Barff Plated	76 28 1
Dull Bronze	76 30 1
Group 3	
Nickel Plated	76 32 1
Statuary Bronze	76 34 1
Sanded Antique Brass	76 36 1
Sanded Nickel	76 38 1
Dull Nickel	76 40 1

Wrought Brass

Group 2	
Bronze, Bright	76 21 1
Brass, Bright	76 23 1
Antique Copper	76 25 1
Dull Brass	76 27 1
Bower Barff Plated	76 29 1
Dull Bronze	76 31 1
Group 3	
Nickel Plated	76 33 1
Statuary Bronze	76 35 1
Sanded Antique Brass	76 37 1
Sanded Nickel	76 39 1
Dull Nickel	76 41 1

DESCRIPTION: For Doors 7/8" to 1½" thick, opening out. Latch Case, wrought metal—2⅜" x 2". Reverse Bevel Bolt. Back set 1⅜" from face to center of hub with slide lock. Outside Escutcheon, beveled edge—4½" x 1½". Knob, wrought face, cast back—Diameter 1⅜". Lever, cast—1 13/16". Angle Strike—2" x ¾". Spindle length 4 1/16". Packed 1 Set in a Box with Screws. Weight per Dozen 9¼ lbs. Case Quantity 6 Dozen.

SHELBY Escutcheon Plates

69 00 1, 69 00 2, AND 69 00 3 SERIES



Finish	3x1⅝″ No.	7x2¼″ No.	10x3″ No.
Wrought Steel			
Group 2			
Bronze, Bright	69 20 1	69 20 2	69 20 3
Brass, Bright	69 22 1	69 22 2	69 22 3
Antique Copper	69 24 1	69 24 2	69 24 3
Dull Brass	69 26 1	69 26 2	69 26 3
Bower Barff Plated	69 28 1	69 28 2	69 28 3
Dull Bronze	69 30 1	69 30 2	69 30 3
Group 3			
Nickel Plated	69 32 1	69 32 2	69 32 3
Statuary Bronze	69 34 1	69 34 2	69 34 3
Sanded Antique Brass	69 36 1	69 36 2	69 36 3
Sanded Nickel	69 38 1	69 38 2	69 38 3
Dull Nickel	69 40 1	69 40 2	69 40 3
Wrought Brass			
Group 2			
Bronze, Bright	69 21 1	69 21 2	69 21 3
Brass, Bright	69 23 1	69 23 2	69 23 3
Antique Copper	69 25 1	69 25 2	69 25 3
Dull Brass	69 27 1	69 27 2	69 27 3
Bower Barff Plated	69 29 1	69 29 2	69 29 3
Dull Bronze	69 31 1	69 31 2	69 31 3
Group 3			
Nickel Plated	69 33 1	69 33 2	69 33 3
Statuary Bronze	69 35 1	69 35 2	69 35 3
Sanded Antique Brass	69 37 1	69 37 2	69 37 3
Sanded Nickel	69 39 1	69 39 2	69 39 3
Dull Nickel	69 41 1	69 41 2	69 41 3

DESCRIPTION: Size No. 1—3″ x 1⅝″, two Single Dozen in a Box with Screws. Size No. 2—7″ x 2¼″, and Size No. 3—10″ x 3″, one Single Dozen in a Box with Screws. Weight per Dozen—Size No. 1, ¾ lb.; Size No. 2, 2½ lbs.; Size No. 3, 6 lbs. Case Quantity—Size No. 1, 48 Dozen; Size No. 2, 18 Dozen; Size No. 3, 6 Dozen.

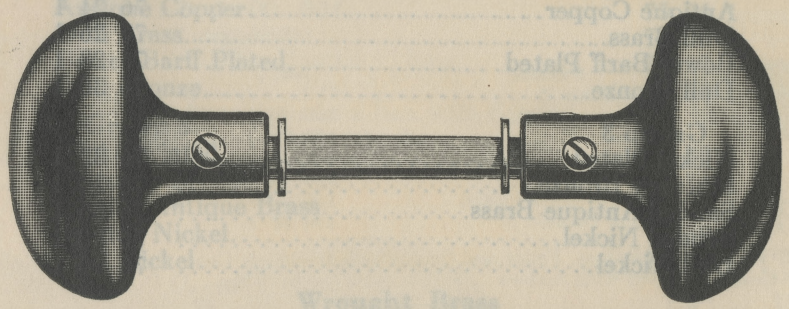

SHELBY Door Knobs

101 00 1 SERIES

Finish	Wrought Steel No.	Wrought Brass No.
Group 2		
Bronze, Bright	101 20 1	101 21 1
Brass, Bright	101 22 1	101 23 1
Antique Copper	101 24 1	101 25 1
Dull Brass	101 26 1	101 27 1
Bower Barff Plated	101 28 1	101 29 1
Dull Bronze	101 30 1	101 31 1
Group 3		
Nickel Plated	101 32 1	101 33 1
Statuary Bronze	101 34 1	101 35 1
Sanded Antique Brass	101 36 1	101 37 1
Sanded Nickel	101 38 1	101 39 1
Dull Nickel	101 40 1	101 41 1

DESCRIPTION: Knobs are made with wrought metal front, and cast back; Spindle—$\frac{9}{32}$″ square.
Distance between knobs for adjustment—1¼″ to 2⅜″.
Packed ½ dozen in a Box. Weight per Dozen 9 lbs.
Case Quantity 3 Dozen.



SHELBY Sash Lock

40 00 0 SERIES

Finish	Wrought Steel No.	Wrought Brass No.
Group 1		
Japan	40 12 0	.....
Coppered	40 16 0	.....
Group 2		
Cadmium	40 18 0	.....
Bronze, Bright	40 20 0	40 21 0
Brass, Bright	40 22 0	40 23 0
Antique Copper	40 24 0	40 25 0
Dull Brass	40 26 0	40 27 0
Bower Barff Plated	40 28 0	40 29 0
Dull Bronze	40 30 0	40 31 0
Group 3		
Nickel Plated	40 32 0	40 33 0
Statuary Bronze	40 34 0	40 35 0
Sanded Antique Brass	40 36 0	40 37 0
Sanded Nickel	40 38 0	40 39 0
Dull Nickel	40 40 0	40 41 0

DESCRIPTION: Base Lock—$2\frac{9}{16}$" x 1". Base Strike—$1\frac{9}{16}$" x $\frac{11}{16}$".
Packed 1 Dozen in a Box with Screws. Weight per Gross—25½ lbs.
Case Quantity—2 Gross.

SHELBY Friction Sash Lock

40 00 1 SERIES

Wrought Steel

Finish	No.
Group 1	
Japan	40 12 1
Coppered	40 16 1
Group 2	
Cadmium	40 18 1
Bronze, Bright	40 20 1
Brass, Bright	40 22 1
Antique Copper	40 24 1
Dull Brass	40 26 1
Bower Barff Plated	40 28 1
Dull Bronze	40 30 1
Group 3	
Nickel Plated	40 32 1
Statuary Bronze	40 34 1
Sanded Antique Brass	40 36 1
Sanded Nickel	40 38 1
Dull Nickel	40 40 1

DESCRIPTION
This Sash Lock is made with friction washers, and does not have a spring. Size same as our regular sash lock.
Packed 1 Dozen in a Box with Screws.
Weight per Gross—22 lbs.
Case Quantity—2 Gross.

SHELBY
Sash Lock and Lift

41 00 0 SERIES



Finish	Wrought Steel No.	Wrought Brass No.
Group 2		
Cadmium	41 18 0	.....
Bronze, Bright	41 20 0	41 21 0
Brass, Bright	41 22 0	41 23 0
Antique Copper	41 24 0	41 25 0
Dull Brass	41 26 0	41 27 0
Bower Barff Plated	41 28 0	41 29 0
Dull Bronze	41 30 0	41 31 0
Group 3		
Nickel Plated	41 32 0	41 33 0
Statuary Bronze	41 34 0	41 35 0
Sanded Antique Brass	41 36 0	41 37 0
Sanded Nickel	41 38 0	41 39 0
Dull Nickel	41 40 0	41 41 0

DESCRIPTION: Cast Lift, with beveled Wrought Base and Clip. Base Plate—1⅞″ x 1″. Clip Base—1⅞″ x ¾″. Packed 1 Dozen in a Box with Screws. Weight per Gross—24 lbs. Case Quantity 2½ Gross.

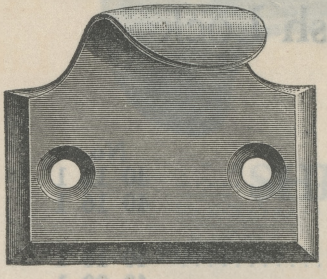

SHELBY
Beveled Edge Hook Sash Lift

42 00 1 SERIES

Finish	Wrought Steel No.	Wrought Brass No.
Group 2		
Cadmium	42 18 1	.....
Bronze, Bright	42 20 1	42 21 1
Brass, Bright	42 22 1	42 23 1
Antique Copper	42 24 1	42 25 1
Dull Brass	42 26 1	42 27 1
Bower Barff Plated	42 28 1	42 29 1
Dull Bronze	42 30 1	42 31 1
Group 3		
Nickel Plated	42 32 1	42 33 1
Statuary Bronze	42 34 1	42 35 1
Sanded Antique Brass	42 36 1	42 37 1
Sanded Nickel	42 38 1	42 39 1
Dull Nickel	42 40 1	42 41 1

DESCRIPTION: Size—1⅝″ x 1$\frac{5}{16}$″. Packed ¼ Gross in a Box with Screws. Weight per Gross—5¾ lbs. Case Quantity 10 Gross.

SHELBY
Small Bevel Edge Flush Sash Lift

53 00 1 SERIES



Finish	Wrought Steel No.	Wrought Brass No.
Group 2		
Cadmium	53 18 1	.....
Bronze, Bright	53 20 1	53 21 1
Brass, Bright	53 22 1	53 23 1
Antique Copper	53 24 1	53 25 1
Dull Brass	53 26 1	53 27 1
Bower Barff Plated	53 28 1	53 29 1
Dull Bronze	53 30 1	53 31 1
Group 3		
Nickel Plated	53 32 1	53 33 1
Statuary Bronze	53 34 1	53 35 1
Sanded Antique Brass	53 36 1	53 37 1
Sanded Nickel	53 38 1	53 39 1
Dull Nickel	53 40 1	53 41 1

DESCRIPTION: Size $2\frac{5}{8}$"x$1\frac{5}{16}$". Center to center Screw holes—$1\frac{7}{8}$" Packed ¼ gross in a box with Screws: Weight per Gross—$5\frac{3}{4}$ lbs. Case Quantity $7\frac{1}{2}$ Gross



SHELBY
Large Bevel Edge Flush Sash Lift

53 00 2 SERIES

Finish	Wrought Steel No.	Wrought Brass No.
Group 2		
Cadmium	53 18 2	.....
Bronze, Bright	53 20 2	53 21 2
Brass, Bright	53 22 2	53 23 2
Antique Copper	53 24 2	53 25 2
Dull Brass	53 26 2	53 27 2
Bower Barff Plated	53 28 2	53 29 2
Dull Bronze	53 30 2	53 31 2
Group 3		
Nickel Plated	53 32 2	53 33 2
Statuary Bronze	53 34 2	53 35 2
Sanded Antique Brass	53 36 2	53 37 2
Sanded Nickel	53 38 2	53 39 2
Dull Nickel	53 40 2	53 41 2

DESCRIPTION: Size—$3\frac{3}{16}$" x $1\frac{3}{16}$". Center to center Screw Holes —$1\frac{5}{16}$". Packed ¼ Gross in a Box with Screws. Weight per Gross 8 lbs. Case Quantity 6 Gross.

SHELBY Round Edge Flush Sash Lift

53 00 3 SERIES



Finish	Wrought Steel No.	Wrought Brass No.
Group 2		
Cadmium	53 18 3	.....
Bronze, Bright	53 20 3	53 21 3
Brass, Bright	53 22 3	53 23 3
Antique Copper	53 24 3	53 25 3
Dull Brass	53 26 3	53 27 3
Bower Barff Plated	53 28 3	53 29 3
Dull Bronze	53 30 3	53 31 3
Group 3		
Nickel Plated	53 32 3	53 33 3
Statuary Bronze	53 34 3	53 35 3
Sanded Antique Brass	53 36 3	53 37 3
Sanded Nickel	53 38 3	53 39 3
Dull Nickel	53 40 3	53 41 3

DESCRIPTION: Size—3″ x 1½″. Center to center screw holes—2⅛″. Packed ¼ Gross in a Box with Screws. Weight per Gross—7½ lbs. Case Quantity 7½ Gross.



SHELBY Plain Edge Flush Sash Lift

53 00 4 SERIES

Finish	Wrought Steel No.	Wrought Brass No.
Group 2		
Cadmium	53 18 4	.....
Bronze, Bright	53 20 4	53 21 4
Brass, Bright	53 22 4	53 23 4
Antique Copper	53 24 4	53 25 4
Dull Brass	53 26 4	53 27 4
Bower Barff Plated	53 28 4	53 29 4
Dull Bronze	53 30 4	53 31 4
Group 3		
Nickel Plated	53 32 4	53 33 4
Statuary Bronze	53 34 4	53 35 4
Sanded Antique Brass	53 36 4	53 37 4
Sanded Nickel	53 38 4	53 39 4
Dull Nickel	53 40 4	53 41 4

DESCRIPTION: Size—$3\frac{1}{16}$″ x $1\frac{9}{16}$″. Center to center screw holes—$2\frac{3}{16}$″. Packed ¼ Gross in a Box with Screws.
Weight per Gross—8 lbs. Case Quantity 6 Gross.



SHELBY Cast Iron Bar Lift

50 00 4 AND 50 00 5 SERIES

Finish	Size 4 Inches No.	Size 5 Inches No.
Group 2		
Cadmium	50 18 4	50 18 5
Bronze, Bright	50 20 4	50 20 5
Brass, Bright	50 22 4	50 22 5
Antique Copper	50 24 4	50 24 5
Dull Brass	50 26 4	50 26 5
Bower Barff Plated	50 28 4	50 28 5
Dull Bronze	50 30 4	50 30 5
Group 3		
Nickel Plated	50 32 4	50 32 5
Statuary Bronze	50 34 4	50 34 5
Sanded Antique Brass	50 36 4	50 36 5
Sanded Nickel	50 38 4	50 38 5
Dull Nickel	50 40 4	50 40 5

DESCRIPTION

4″ Size
Length—4″.
Distance between Base Plates—2¾″.
Packed 1 Dozen in a Box with Screws.
Weight per Gross—20 lbs.
Case Quantity 2 Gross.

5″ Size
Length—5″.
Distance between Base Plates—3¼″.
Packed 1 Dozen in a Box with Screws.
Weight per Gross—36 lbs.
Case Quantity 1⅔ Gross.



SHELBY Wrought Metal Round Bar Lift

51 00 1 SERIES

Finish	Wrought Steel No.	Wrought Brass No.
Group 2		
Cadmium	51 18 1	.....
Bronze, Bright	51 20 1	51 21 1
Brass, Bright	51 22 1	51 23 1
Antique Copper	51 24 1	51 25 1
Dull Brass	51 26 1	51 27 1
Bower Barff Plated	51 28 1	51 29 1
Dull Bronze	51 30 1	51 31 1
Group 3		
Nickel Plated	51 32 1	51 33 1
Statuary Bronze	51 34 1	51 35 1
Sanded Antique Brass	51 36 1	51 37 1
Sanded Nickel	51 38 1	51 39 1
Dull Nickel	51 40 1	51 41 1

DESCRIPTION: Size—$4\frac{9}{16}$″ x $1\frac{5}{16}$″. Distance between base Plates 3″. Packed 1 Dozen in a Box with Screws. Weight per Gross—19½ lbs. Case Quantity—1⅔ Gross.



SHELBY Wrought Bar Sash Lift

52 00 1 SERIES

Finish	Wrought Steel No.	Wrought Brass No.
Group 1		
Japan	52 12 1	.....
Dull Black	52 14 1	.....
Group 2		
Cadmium	52 18 1	.....
Bronze, Bright	52 20 1	52 21 1
Brass, Bright	52 22 1	52 23 1
Antique Copper	52 24 1	52 25 1
Dull Brass	52 26 1	52 27 1
Bower Barff Plated	52 28 1	52 29 1
Dull Bronze	52 30 1	52 31 1
Group 3		
Nickel Plated	52 32 1	52 33 1
Statuary Bronze	52 34 1	52 35 1
Sanded Antique Brass	52 36 1	52 37 1
Sanded Nickel	52 38 1	52 39 1
Dull Nickel	52 40 1	52 41 1

DESCRIPTION: Size 4½" Length. Distance of grip 2½". Packed 1 Dozen in a Box with Screws. Weight per Gross 14 lbs. Case Quantity 1⅔ Gross.

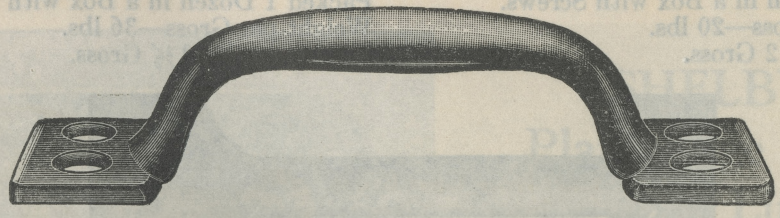

SHELBY Wrought Bar Sash Lift

52 00 2 SERIES

Finish	Wrought Steel No.	Wrought Brass No.
Group 1		
Japan	52 12 2	.....
Dull Black	52 14 2	.....
Group 2		
Cadmium	52 18 2	.....
Bronze, Bright	52 20 2	52 21 2
Brass, Bright	52 22 2	52 23 2
Antique Copper	52 24 2	52 25 2
Dull Brass	52 26 2	52 27 2
Bower Barff Plated	52 28 2	52 29 2
Dull Bronze	52 30 2	52 31 2
Group 3		
Nickel Plated	52 32 2	52 33 2
Statuary Bronze	52 34 2	52 35 2
Sanded Antique Brass	52 36 2	52 37 2
Sanded Nickel	52 38 2	52 39 2
Dull Nickel	52 40 2	52 41 2

DESCRIPTION: Size 6" Length. Distance of Grip 4". Packed 1 Dozen in a Box with Screws. Weight per Gross 26 lbs. Case Quantity 1 Gross.



SHELBY Cast Door Pull

98 00 1 SERIES

Finish	Cast Iron No.	Cast Brass No.
Group 2		
Bronze, Bright	98 20 1	98 21 1
Brass, Bright	98 22 1	98 23 1
Antique Copper	98 24 1	98 25 1
Dull Brass	98 26 1	98 27 1
Bower Barff Plated	98 28 1	98 29 1
Dull Bronze	98 30 1	98 31 1
Group 3		
Nickel Plated	98 32 1	98 33 1
Statuary Bronze	98 34 1	98 35 1
Sanded Antique Brass	98 36 1	98 37 1
Sanded Nickel	98 38 1	98 39 1
Dull Nickel	98 40 1	98 41 1

DESCRIPTION: Length over-all—7½". Dia. Base—1⅞". Distance of Grip—4½". Packed ½ Dozen in a Box with Screws. Weight per Dozen—12½ lbs. Case Quantity 4 Dozen.

SHELBY Cast Door Pull With Machine Screws

98 00 2 SERIES



Finish	Cast Iron No.	Cast Brass No.
Group 2		
Bronze, Bright	98 20 2	98 21 2
Brass, Bright	98 22 2	98 23 2
Antique Copper	98 24 2	98 25 2
Dull Brass	98 26 2	98 27 2
Bower Barff Plated	98 28 2	98 29 2
Dull Bronze	98 30 2	98 31 2
Group 3		
Nickel Plated	98 32 2	98 33 2
Statuary Bronze	98 34 2	98 35 2
Sanded Antique Brass	98 36 2	98 37 2
Sanded Nickel	98 38 2	98 39 2
Dull Nickel	98 40 2	98 41 2

DESCRIPTION: Length over-all—7½". Dia. Base—1⅞". Packed ½ Dozen in a Box with two Machine Screws. Weight per Dozen—14 lbs. Case Quantity 4 Dozen.

SHELBY Barn and Garage Door Pulls

5 00 1 SERIES

Finish	No.
Group 1	
Japan	5 12 1
Group 2	
Cadmium	5 18 1

DESCRIPTION

Size 6½" x ⅞" One Screw Hole in each plate. Weight per Gross 31½ lbs. Case Quantity 1⅔ Gross.

Packed 1 Dozen in a Box without screws.

5 00 2 SERIES

Finish	No.
Group 1	
Japan	5 12 2
Group 2	
Cadmium	5 18 2

Size 8" x 1⅛" Three Screw Holes in each Plate. Weight per Gross—64 lbs. Case Quantity ½ Gross.

Packed 1 Dozen in a Box without screws.

5 00 3 SERIES

Finish	No.
Group 1	
Japan	5 12 3
Group 2	
Cadmium	5 18 3

DESCRIPTION: Size 9⅜" x 2¼".

Packed 1 Dozen in a Box without Screws.

Weight per Gross—60 lbs.

Case Quantity $\frac{7}{12}$ Gross.



5 00 1 SERIES

5 00 2 SERIES

5 00 3 SERIES



SHELBY Screen Door Pull Plate

95 00 1 SERIES

Finish	Wrought Steel No.	Wrought Brass No.
Group 2		
Bronze, Bright	95 20 1	95 21 1
Brass, Bright	95 22 1	95 23 1
Antique Copper	95 24 1	95 25 1
Dull Brass	95 26 1	95 27 1
Bower Barff Plated	95 28 1	95 29 1
Dull Bronze	95 30 1	95 31 1
Group 3		
Nickel Plated	95 32 1	95 33 1
Sanded Antique Brass	95 36 1	95 37 1
Sanded Nickel	95 38 1	95 39 1
Dull Nickel	95 40 1	95 41 1

DESCRIPTION: Size—7" x 2½". Pull—4$\frac{13}{16}$".

Packed ½ Dozen in a Box with Screws.

Weight per Dozen—3¼ lbs. Case Quantity 9 Dozen.



SHELBY Small Box Pull

6 00 1 SERIES

Finish	Wrought Steel No.	Wrought Brass No.
Group 1		
Japan	6 12 1	.....
Dull Black	6 14 1	.....
Group 2		
Cadmium	6 18 1	.....
Bronze, Bright	6 20 1	6 21 1
Brass, Bright	6 22 1	6 23 1
Antique Copper	6 24 1	6 25 1
Dull Brass	6 26 1	6 27 1
Bower Barff Plated	6 28 1	6 29 1
Dull Bronze	6 30 1	6 31 1
Group 3		
Nickel Plated	6 32 1	6 33 1
Statuary Bronze	6 34 1	6 35 1
Sanded Antique Brass	6 36 1	6 37 1
Sanded Nickel	6 38 1	6 39 1
Dull Nickel	6 40 1	6 41 1

DESCRIPTION: Length—3 7/16″ over-all. Width—9/16″. Packed ½ Gross in a Box with Screws. Weight per Gross 4¾ lbs. Case Quantity 15 Gross.



SHELBY Large Box Pull

6 00 2 SERIES

Finish	Wrought Steel No.	Wrought Brass No.
Group 1		
Japan	6 12 2	.....
Dull Black	6 14 2	.....
Group 2		
Cadmium	6 18 2	.....
Bronze, Bright	6 20 2	6 21 2
Brass, Bright	6 22 2	6 23 2
Antique Copper	6 24 2	6 25 2
Dull Brass	6 26 2	6 27 2
Bower Barff Plated	6 28 2	6 29 2
Dull Bronze	6 30 2	6 31 2
Group 3		
Nickel Plated	6 32 2	6 33 2
Statuary Bronze	6 34 2	6 35 2
Sanded Antique Brass	6 36 2	6 37 2
Sanded Nickel	6 38 2	6 39 2
Dull Nickel	6 40 2	6 41 2

DESCRIPTION: Length—4 7/8″ over-all. Width—5/8″. Packed ¼ Gross in a Box with Screws. Weight per Gross 7¼ lbs. Case Quantity 7½ Gross.



SHELBY Wrought Cabinet Pull

6 00 3 SERIES

Finish	Wrought Steel No.	Wrought Brass No.
Group 1		
Dull Black	6 14 3	.....
Group 2		
Cadmium	6 18 3	.....
Bronze, Bright	6 20 3	6 21 3
Brass, Bright	6 22 3	6 23 3
Antique Copper	6 24 3	6 25 3
Dull Brass	6 26 3	6 27 3
Bower Barff Plated	6 28 3	6 29 3
Dull Bronze	6 30 3	6 31 3
Group 3		
Nickel Plated	6 32 3	6 33 3
Statuary Bronze	6 34 3	6 35 3
Sanded Antique Brass	6 36 3	6 37 3
Sanded Nickel	6 38 3	6 39 3
Dull Nickel	6 40 3	6 41 3

DESCRIPTION: Length—4 13/16″.
Diameter Pull—9/16″.
Packed ¼ Gross in a Box with Screws.
Weight per Gross—7 lbs.
Case Quantity—5 Gross.

SHELBY Cast Iron Cabinet Pull

6 00 4 SERIES



Finish	No.	Finish	No.
Group 1		**Group 3**	
Japan	6 12 4	Nickel Plated	6 32 4
Dull Black	6 14 4	Statuary Bronze	6 34 4
Group 2		Sanded Antique Brass	6 36 4
Cadmium	6 18 4	Sanded Nickel	6 38 4
Bronze, Bright	6 20 4	Dull Nickel	6 40 4
Brass, Bright	6 22 4	**DESCRIPTION:** Length—5½".	
Antique Copper	6 24 4	Distance of Grip—3¾".	
Dull Brass	6 26 4	Packed 1 Doz. in a Box with Screws.	
Bower Barff Plated	6 28 4	Weight per Gross—32 lbs.	
Dull Bronze	6 30 4	Case Quantity—1⅔ Gross.	



SHELBY Screen Door Pull

6 00 5 SERIES

Finish	Wrought Steel No.	Finish	Wrought Steel No.
Group 1		**Group 3**	
Japan	6 12 5	Nickel Plated	6 32 5
Dull Black	6 14 5	Statuary Bronze	6 34 5
Group 2		Sanded Antique Brass	6 36 5
Cadmium	6 18 5	Sanded Nickel	6 38 5
Bronze, Bright	6 20 5	Dull Nickel	6 40 5
Brass, Bright	6 22 5	**DESCRIPTION:** Length—3⅝".	
Antique Copper	6 24 5	Width—⅜".	
Dull Brass	6 26 5	Packed ½ Gross in a Box with Screws	
Bower Barff Plated	6 28 5	Weight per Gross—5¾ lbs.	
Dull Bronze	6 30 5	Case Quantity—9 Gross.	

SHELBY Wrought Finger Pull

6 00 6 SERIES

Finish	Wrought Steel No.	Wrought Brass No.
Group 2		
Bronze, Bright	6 20 6	6 21 6
Brass, Bright	6 22 6	6 23 6
Antique Copper	6 24 6	6 25 6
Dull Brass	6 26 6	6 27 6
Dull Bronze	6 30 6	6 31 6
Group 3		
Nickel Plated	6 32 6	6 33 6
Sanded Antique Brass	6 36 6	6 37 6



DESCRIPTION
Length—2¼".
Packed 1 Gross in a Box with Screws.
Weight per Gross—2¼ lbs.
Case Quantity—20 Gross.



SHELBY
Small Crescent Drawer Pull

4 00 1 SERIES

Finish	Wrought Steel No.	Wrought Brass No.
Group 2		
Bronze, Bright	4 20 1	4 21 1
Brass, Bright	4 22 1	4 23 1
Antique Copper	4 24 1	4 25 1
Dull Brass	4 26 1	4 27 1
Bower Barff Plated	4 28 1	4 29 1
Dull Bronze	4 30 1	4 31 1
Group 3		
Nickel Plated	4 32 1	4 33 1
Statuary Bronze	4 34 1	4 35 1
Sanded Antique Brass	4 36 1	4 37 1
Sanded Nickel	4 38 1	4 39 1
Dull Nickel	4 40 1	4 41 1

DESCRIPTION
Length—2⅞″ over-all. Width—$1\frac{3}{16}$″ over-all.
Packed ¼ Gross in a Box with Screws.
Weight per Gross—5½ lbs. Case Quantity—9 Gross.



SHELBY
Large Crescent Drawer Pull

4 00 2 SERIES

Finish	Wrought Steel No.	Wrought Brass No.
Group 2		
Bronze, Bright	4 20 2	4 21 2
Brass, Bright	4 22 2	4 23 2
Antique Copper	4 24 2	4 25 2
Dull Brass	4 26 2	4 27 2
Bower Barff Plated	4 28 2	4 29 2
Dull Bronze	4 30 2	4 31 2
Group 3		
Nickel Plated	4 32 2	4 33 2
Statuary Bronze	4 34 2	4 35 2
Sanded Antique Brass	4 36 2	4 37 2
Sanded Nickel	4 38 2	4 39 2
Dull Nickel	4 40 2	4 41 2

DESCRIPTION
Length—$3\frac{7}{16}$″ over-all. Width $1\frac{3}{16}$″ over-all.
Packed ¼ Gross in a Box with Screws.
Weight per Gross—7½ lbs. Case Quantity—6 Gross.

SHELBY Oval Drawer Pull

4 00 3 SERIES



Finish	Wrought Steel No.	Wrought Brass No.
Group 2		
Bronze, Bright	4 20 3	4 21 3
Brass, Bright	4 22 3	4 23 3
Antique Copper	4 24 3	4 25 3
Dull Brass	4 26 3	4 27 3
Bower Barff Plated	4 28 3	4 29 3
Dull Bronze	4 30 3	4 31 3
Group 3		
Nickel Plated	4 32 3	4 33 3
Statuary Bronze	4 34 3	4 35 3
Sanded Antique Brass	4 36 3	4 37 3
Sanded Nickel	4 38 3	4 39 3
Dull Nickel	4 40 3	4 41 3

DESCRIPTION: Length over-all—$3\frac{11}{16}$". Width over-all $1\frac{7}{16}$". Packed ¼ Gross in a Box with screws. Weight per Gross—9¾ lbs. Case Quantity 6 Gross.





SHELBY Square Back Drawer Pull

4 00 4 SERIES

Finish	Wrought Steel Plain Edge No.	Wrought Steel Beveled Edge No.	Wrought Brass Plain Edge No.	Wrought Brass Beveled Edge No.
Group 2				
Bronze, Bright	4 20 4	4 20 5	4 21 4	4 21 5
Brass, Bright	4 22 4	4 22 5	4 23 4	4 23 5
Antique Copper	4 24 4	4 24 5	4 25 4	4 25 5
Dull Brass	4 26 4	4 26 5	4 27 4	4 27 5
Bower Barff Plated	4 28 4	4 28 5	4 29 4	4 29 5
Dull Bronze	4 30 4	4 30 5	4 31 4	4 31 5
Group 3				
Nickel Plated	4 32 4	4 32 5	4 33 4	4 33 5
Statuary Bronze	4 34 4	4 34 5	4 35 4	4 35 5
Sanded Antique Brass	4 36 4	4 36 5	4 37 4	4 37 5
Sanded Nickel	4 38 4	4 38 5	4 39 4	4 39 5
Dull Nickel	4 40 4	4 40 5	4 41 4	4 41 5

DESCRIPTION: Plain Edge Length—3¼". Width—$1\frac{3}{16}$" over-all. **Beveled Edge** Length—3½". Width—1¼" over-all.
Packed ¼ Gross in a Box with Screws.
Weight per Gross—**Plain Edge**—8 lbs. **Beveled Edge**—10 lbs. Case Quantity 6 Gross.

SHELBY Broad Bevel Square Back Drawer Pull

4 00 5 SERIES



SHELBY Letter Box Plates Lettered

63 00 1, 63 00 2 AND 63 00 3 SERIES

Finish	Wrought Steel Sets, Front and Back No.	Wrought Steel Front Plate Only No.	Wrought Steel Back Plate Only No.	Wrought Brass Sets, Front and Back No.	Wrought Brass Front Plate Only No.	Wrought Brass Back Plate Only No.
Group 2						
Bronze, Bright	63 20 1	63 20 2	63 20 3	63 21 1	63 21 2	63 21 3
Brass, Bright	63 22 1	63 22 2	63 22 3	63 23 1	63 23 2	63 23 3
Antique Copper	63 24 1	63 24 2	63 24 3	63 25 1	63 25 2	63 25 3
Dull Brass	63 26 1	63 26 2	63 26 3	63 27 1	63 27 2	63 27 3
Bower Barff Plated	63 28 1	63 28 2	63 28 3	63 29 1	63 29 2	63 29 3
Dull Bronze	63 30 1	63 30 2	63 30 3	63 31 1	63 31 2	63 31 3
Group 3						
Nickel Plated	63 32 1	63 32 2	63 32 3	63 33 1	63 33 2	63 33 3
Statuary Bronze	63 34 1	63 34 2	63 34 3	63 35 1	63 35 2	63 35 3
Sanded Ant. Brass	63 36 1	63 36 2	63 36 3	63 37 1	63 37 2	63 37 3
Sanded Nickel	63 38 1	63 38 2	63 38 3	63 39 1	63 39 2	63 39 3
Dull Nickel	63 40 1	63 40 2	63 40 3	63 41 1	63 41 2	63 41 3

SHELBY Letter Box Plates Not Lettered

63 00 4 AND 63 00 5 SERIES

Finish	Wrought Steel Sets, Front and Back No.	Wrought Steel Front Plate Only No.	Wrought Brass Sets, Front and Back No.	Wrought Brass Front Plate Only No.
Group 2				
Bronze, Bright	63 20 4	63 20 5	63 21 4	63 21 5
Brass, Bright	63 22 4	63 22 5	63 23 4	63 23 5
Antique Copper	63 24 4	63 24 5	63 25 4	63 25 5
Dull Brass	63 26 4	63 26 5	63 27 4	63 27 5
Bower Barff Plated	63 28 4	63 28 5	63 29 4	63 29 5
Dull Bronze	63 30 4	63 30 5	63 31 4	63 31 5
Group 3				
Nickel Plated	63 32 4	63 32 5	63 33 4	63 33 5
Statuary Bronze	63 34 4	63 34 5	63 35 4	63 35 5
Sanded Antique Brass	63 36 4	63 36 5	63 37 4	63 37 5
Sanded Nickel	63 38 4	63 38 5	63 39 4	63 39 5
Dull Nickel	63 40 4	63 40 5	63 41 4	63 41 5

DESCRIPTION: Beveled Plates—7″ x 2¼″. Opening 4½″ x 1″.
Packed ½ Dozen Sets; 1 Dozen Front Plates; and 2 Dozen Back Plates in a Box with Screws.
Weight per Dozen—Sets 4¾ lbs. Front Plates—2¾ lbs. Back Plates—1¾ lbs.
Case Quantity—9 Dozen Sets. Front Plates 18 Dozen. Back Plates 36 Dozen.

SHELBY Mail Box Plates Lettered

64 00 1, 64 00 2 AND 64 00 3 SERIES



Finish	Wrought Steel Sets, Front and Back No.	Wrought Steel Front Plate Only No.	Wrought Steel Back Plate Only No.	Wrought Brass Sets, Front and Back No.	Wrought Brass Front Plate Only No.	Wrought Brass Back Plate Only No.
Group 2						
Bronze, Bright	64 20 1	64 20 2	64 20 3	64 21 1	64 21 2	64 21 3
Brass, Bright	64 22 1	64 22 2	64 22 3	64 23 1	64 23 2	64 23 3
Antique Copper	64 24 1	64 24 2	64 24 3	64 25 1	64 25 2	64 25 3
Dull Brass	64 26 1	64 26 2	64 26 3	64 27 1	64 27 2	64 27 3
Bower Barff Plated	64 28 1	64 28 2	64 28 3	64 29 1	64 29 2	64 29 3
Dull Bronze	64 30 1	64 30 2	64 30 3	64 31 1	64 31 2	64 31 3
Group 3						
Nickel Plated	64 32 1	64 32 2	64 32 3	64 33 1	64 33 2	64 33 3
Statuary Bronze	64 34 1	64 34 2	64 34 3	64 35 1	64 35 2	64 35 3
Sanded Ant. Brass	64 36 1	64 36 2	64 36 3	64 37 1	64 37 2	64 37 3
Sanded Nickel	64 38 1	64 38 2	64 38 3	64 39 1	64 39 2	64 39 3
Dull Nickel	64 40 1	64 40 2	64 40 3	64 41 1	64 41 2	64 41 3

SHELBY Mail Box Plates Not Lettered

64 00 4 AND 64 00 5 SERIES



Finish	Wrought Steel Sets, Front and Back No.	Wrought Steel Front Plate Only No.	Wrought Brass Sets, Front and Back No.	Wrought Brass Front Plate Only No.
Group 2				
Bronze, Bright	64 20 4	64 20 5	64 21 4	64 21 5
Brass, Bright	64 22 4	64 22 5	64 23 4	64 23 5
Antique Copper	64 24 4	64 24 5	64 25 4	64 25 5
Dull Brass	64 26 4	64 26 5	64 27 4	64 27 5
Bower Barff Plated	64 28 4	64 28 5	64 29 4	64 29 5
Dull Bronze	64 30 4	64 30 5	64 31 4	64 31 5
Group 3				
Nickel Plated	64 32 4	64 32 5	64 33 4	64 33 5
Statuary Bronze	64 34 4	64 34 5	64 35 4	64 35 5
Sanded Antique Brass	64 36 4	64 36 5	64 37 4	64 37 5
Sanded Nickel	64 38 4	64 38 5	64 39 4	64 39 5
Dull Nickel	64 40 4	64 40 5	64 41 4	64 41 5

DESCRIPTION

Beveled Plates—10″ x 3″. Opening—7½″ x 1½″.

Packed—½ Dozen Sets; ½ Dozen Front Plates; and 1 Dozen Back Plates in a Box with Screws

Weight per Dozen—Sets—9 lbs. Front Plates—6 lbs. Back Plates—4 lbs.

Case Quantity—Sets—6 Dozen. Front Plates—6 Doz. Back Plates—12 Doz.



SHELBY Push Plates—Round Corner

65 00 1 AND 65 00 2 SERIES

Finish	Wrought Steel 2¾ x 9¾ In. No.	Wrought Steel 3½ x 12 In. No.	Wrought Brass 2¾ x 9¾ In. No.	Wrought Brass 3½ x 12 In. No.
Group 2				
Bronze, Bright	65 20 1	65 20 2	65 21 1	65 21 2
Brass, Bright	65 22 1	65 22 2	65 23 1	65 23 2
Antique Copper	65 24 1	65 24 2	65 25 1	65 25 2
Dull Brass	65 26 1	65 26 2	65 27 1	65 27 2
Bower Barff Plated	65 28 1	65 28 2	65 29 1	65 29 2
Dull Bronze	65 30 1	65 30 2	65 31 1	65 31 2
Group 3				
Nickel Plated	65 32 1	65 32 2	65 33 1	65 33 2
Statuary Bronze	65 34 1	65 34 2	65 35 1	65 35 2
Sanded Antique Brass	65 36 1	65 36 2	65 37 1	65 37 2
Sanded Nickel	65 38 1	65 38 2	65 39 1	65 39 2
Dull Nickel	65 40 1	65 40 2	65 41 1	65 41 2

DESCRIPTION:

Packed ½ Dozen in a Box with Screws.

	2¾ x 9¾ In.	3½ x 12 In.
Weight per Dozen—	3¼ lbs.	6 lbs.

SHELBY Push Plates—Broad Bevel

65 00 3 AND 65 00 4 SERIES

Finish	Wrought Steel 3 x 10 In. No.	Wrought Steel 3½ x 12 In. No.	Wrought Brass 3 x 10 In. No.	Wrought Brass 3½ x 12 In. No.
Group 2				
Bronze, Bright	65 20 3	65 20 4	65 21 3	65 21 4
Brass, Bright	65 22 3	65 22 4	65 23 3	65 23 4
Antique Copper	65 24 3	65 24 4	65 25 3	65 25 4
Dull Brass	65 26 3	65 26 4	65 27 3	65 27 4
Bower Barff Plated	65 28 3	65 28 4	65 29 3	65 29 4
Dull Bronze	65 30 3	65 30 4	65 31 3	65 31 4
Group 3				
Nickel Plated	65 32 3	65 32 4	65 33 3	65 33 4
Statuary Bronze	65 34 3	65 34 4	65 35 3	65 35 4
Sanded Antique Brass	65 36 3	65 36 4	65 37 3	65 37 4
Sanded Nickel	65 38 3	65 38 4	65 39 3	65 39 4
Dull Nickel	65 40 3	65 40 4	65 41 3	65 41 4

DESCRIPTION:

Packed ½ Dozen in a Box with Screws

	3 x 10 In.	3½ x 12 In.
Weight per Dozen—	5½ lbs.	6½ lbs.





SHELBY Broad Bevel Push Plates Lettered

66 00 3 AND 66 00 4 SERIES

Finish	Wrought Steel 3x10 In. No.	Wrought Steel 3½x12 In. No.	Wrought Brass 3x10 In. No.	Wrought Brass 3½x12 In. No.
Group 2				
Bronze, Bright	66 20 3	66 20 4	66 21 3	66 21 4
Brass, Bright	66 22 3	66 22 4	66 23 3	66 23 4
Antique Copper	66 24 3	66 24 4	66 25 3	66 25 4
Dull Brass	66 26 3	66 26 4	66 27 3	66 27 4
Bower Barff Plated	66 28 3	66 28 4	66 29 3	66 29 4
Dull Bronze	66 30 3	66 30 4	66 31 3	66 31 4
Group 3				
Nickel Plated	66 32 3	66 32 4	66 33 3	66 33 4
Statuary Bronze	66 34 3	66 34 4	66 35 3	66 35 4
Sanded Antique Brass	66 36 3	66 36 4	66 37 3	66 37 4
Sanded Nickel	66 38 3	66 38 4	66 39 3	66 39 4
Dull Nickel	66 40 3	66 40 4	66 41 3	66 41 4

DESCRIPTION

Packed ½ Dozen in a Box with Screws.

	3″x10″	3½″x12″
Weight per Dozen	5 lbs.	7 lbs.

SHELBY Broad Bevel Push Plates Plain and Lettered

65 00 5 AND 66 00 5 SERIES



Finish	Wrought Steel 4 x 16 Inches Plain No.	Wrought Steel 4 x 16 Inches Lettered No.	Wrought Brass 4 x 16 Inches Plain No.	Wrought Brass 4 x 16 Inches Lettered No.
Group 2				
Bronze, Bright	65 20 5	66 20 5	65 21 5	66 21 5
Brass, Bright	65 22 5	66 22 5	65 23 5	66 23 5
Antique Copper	65 24 5	66 24 5	65 25 5	66 25 5
Dull Brass	65 26 5	66 26 5	65 27 5	66 27 5
Bower Barff Plated	65 28 5	66 28 5	65 29 5	66 29 5
Dull Bronze	65 30 5	66 30 5	65 31 5	66 31 5
Group 3				
Nickel Plated	65 32 5	66 32 5	65 33 5	66 33 5
Statuary Bronze	65 34 5	66 34 5	65 35 5	66 35 5
Sanded Antique Brass	65 36 5	66 36 5	65 37 5	66 37 5
Sanded Nickel	65 38 5	66 38 5	65 39 5	66 39 5
Dull Nickel	65 40 5	66 40 5	65 41 5	66 41 5

DESCRIPTION

Packed ½ Dozen in a Box with Screws.

Weight per Dozen—11 lbs.



SHELBY Pull Plates Round Corner

67 00 1 AND 67 00 2 SERIES

Finish	Wrought Steel		Wrought Brass	
	2¾x9¾ In.	3½x12 In.	2¾x9¾ In.	3½x12 In.
Group 2	No.	No.	No.	No.
Bronze, Bright	67 20 1	67 20 2	67 21 1	67 21 2
Brass, Bright	67 22 1	67 22 2	67 23 1	67 23 2
Antique Copper	67 24 1	67 24 2	67 25 1	67 25 2
Dull Brass	67 26 1	67 26 2	67 27 1	67 27 2
Bower Barff Plated	67 28 1	67 28 2	67 29 1	67 29 2
Dull Bronze	67 30 1	67 30 2	67 31 1	67 31 2
Group 3				
Nickel Plated	67 32 1	67 32 2	67 33 1	67 33 2
Statuary Bronze	67 34 1	67 34 2	67 35 1	67 35 2
Sanded Antique Brass	67 36 1	67 36 2	67 37 1	67 37 2
Sanded Nickel	67 38 1	67 38 2	67 39 1	67 39 2
Dull Nickel	67 40 1	67 40 2	67 41 1	67 41 2

DESCRIPTION

Size 2¾ x 9¾ Inches—Cast Pull—5⅝" over-all.
Weight per Dozen—9½ lbs.
Size 3½ x 12 Inches—Cast Pull—6⅞" over-all.
Weight per Dozen—18 lbs.
Packed ⅛ Dozen in a Box with Screws.

SHELBY Broad Beveled Pull Plates

67 00 3 AND 67 00 4 SERIES

Finish	Wrought Steel		Wrought Brass	
	3 x 10 In.	3½ x 12 In.	3 x 10 In.	3½ x 12 In.
Group 2	No.	No.	No.	No.
Bronze, Bright	67 20 3	67 20 4	67 21 3	67 21 4
Brass, Bright	67 22 3	67 22 4	67 23 3	67 23 4
Antique Copper	67 24 3	67 24 4	67 25 3	67 25 4
Dull Brass	67 26 3	67 26 4	67 27 3	67 27 4
Bower Barff Plated	67 28 3	67 28 4	67 29 3	67 29 4
Dull Bronze	67 30 3	67 30 4	67 31 3	67 31 4
Group 3				
Nickel Plated	67 32 3	67 32 4	67 33 3	67 33 4
Statuary Bronze	67 34 3	67 34 4	67 35 3	67 35 4
Sanded Antique Brass	67 36 3	67 36 4	67 37 3	67 37 4
Sanded Nickel	67 38 3	67 38 4	67 39 3	67 39 4
Dull Nickel	67 40 3	67 40 4	67 41 3	67 41 4

DESCRIPTION

Size 3 x 10 Inches—Cast Pull—5⅝" over-all.
Weight per Dozen—11 lbs.
Size 3½ x 12 Inches—Cast Pull—6⅞" over-all.
Weight per Dozen—18½ lbs.
Packed ⅛ Dozen in a Box with Screws.

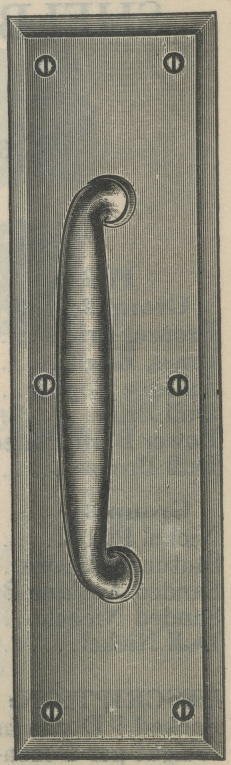

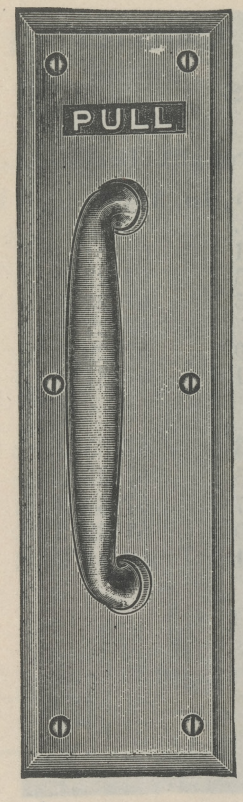

SHELBY Broad Beveled Pull Plate, Lettered

68 00 3 AND 68 00 4 SERIES

Finish	Wrought Steel 3x10 In. No.	Wrought Steel 3½x12 In. No.	Wrought Brass 3x10 In. No.	Wrought Brass 3½x12 In. No.
Group 2				
Bronze, Bright	68 20 3	68 20 4	68 21 3	68 21 4
Brass, Bright	68 22 3	68 22 4	68 23 3	68 23 4
Antique Copper	68 24 3	68 24 4	68 25 3	68 25 4
Dull Brass	68 26 3	68 26 4	68 27 3	68 27 4
Bower Barff Plated	68 28 3	68 28 4	68 29 3	68 29 4
Dull Bronze	68 30 3	68 30 4	68 31 3	68 31 4
Group 3				
Nickel Plated	68 32 3	68 32 4	68 33 3	68 33 4
Statuary Bronze	68 34 3	68 34 4	68 35 3	68 35 4
Sanded Antique Brass	68 36 3	68 36 4	68 37 3	68 37 4
Sanded Nickel	68 38 3	68 38 4	68 39 3	68 39 4
Dull Nickel	68 40 3	68 40 4	68 41 3	68 41 4

DESCRIPTION:
Size 3 x 10 Inches—Cast Pull—5⅝" over-all.
Weight per Dozen—11 lbs.
Size 3½ x 12 Inches—Cast Pull—6⅞" over-all.
Weight per Dozen—18½ lbs.
Packed ⅙ Dozen in a Box with Screws.

SHELBY Broad Beveled Pull Plates Plain and Lettered

67 00 5 AND 68 00 5 SERIES

Finish	Wrought Steel 4 x 16 Inches Plain No.	Wrought Steel 4 x 16 Inches Lettered No.	Wrought Brass 4 x 16 Inches Plain No.	Wrought Brass 4 x 16 Inches Lettered No.
Group 2				
Bronze, Bright	67 20 5	68 20 5	67 21 5	68 21 5
Brass, Bright	67 22 5	68 22 5	67 23 5	68 23 5
Antique Copper	67 24 5	68 24 5	67 25 5	68 25 5
Dull Brass	67 26 5	68 26 5	67 27 5	68 27 5
Bower Barff Plated	67 28 5	68 28 5	67 29 5	68 29 5
Dull Bronze	67 30 5	68 30 5	67 31 5	68 31 5
Group 3				
Nickel Plated	67 32 5	68 32 5	67 33 5	68 33 5
Statuary Bronze	67 34 5	68 34 5	67 35 5	68 35 5
Sanded Antique Brass	67 36 5	68 36 5	67 37 5	68 37 5
Sanded Nickel	67 38 5	68 38 5	67 39 5	68 39 5
Dull Nickel	67 40 5	68 40 5	67 41 5	68 41 5

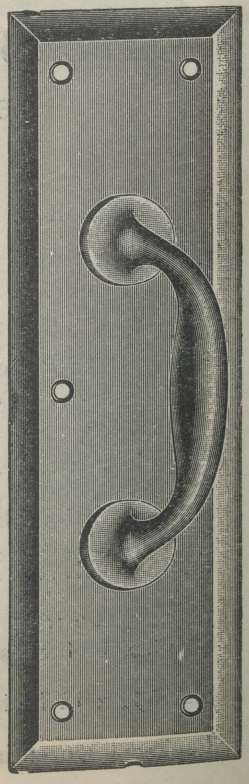

DESCRIPTION: Cast Pull—7½" over-all.
Packed ⅙ Dozen in a Box with Screws.
Weight per Dozen—27 lbs.

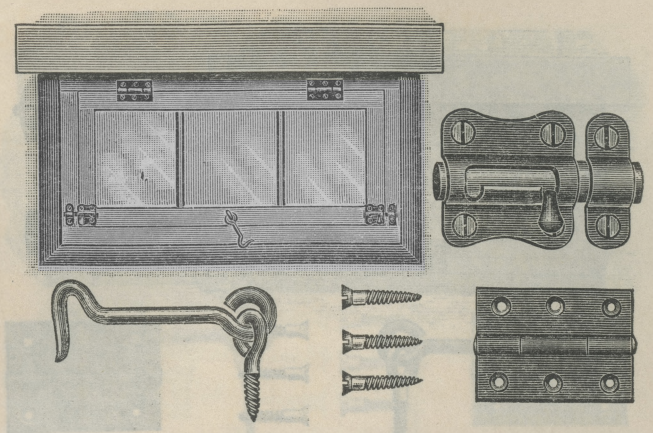

SHELBY Basement Window Set

ONE BOLT—78 00 1 SERIES

Finish	No.
Group 1	
Japan	78 12 1
Group 2	
Cadmium	78 18 1

DESCRIPTION: This set consists of one Basement Bolt with Screws, one pair 2½ inch tight pin butts with screws, one gate hook and eye.
Packed 1 Set in a Box with Screws.
Weight per Gross—70 lbs.
Case Quantity—One Gross.

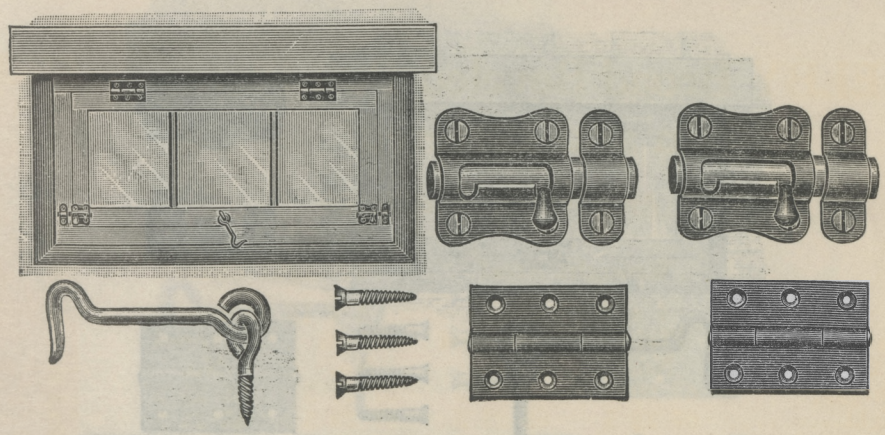

SHELBY Basement Window Set

TWO BOLTS—78 00 2 SERIES

Finish	No.
Group 1	
Japan	78 12 2
Group 2	
Cadmium	78 18 2

DESCRIPTION: This set consists of two Basement Bolts with screws, one pair 2½ inch tight pin butts with screws, one gate hook and eye.
Packed 1 Set in a Box with Screws.
Weight per Gross—91 lbs.
Case Quantity—One Gross.



SHELBY Basement Window Set

78 00 3 SERIES

Finish	2″ Butt Hinge No.
Group 1	
Japan	78 12 3
Group 2	
Cadmium	78 18 3

DESCRIPTION: This set consists of one pair 2″ tight pin butts with screws, one steel lock complete with screws, one gate hook and eye.
Packed 1 Set in a Box with Screws.
Weight per Gross—56 lbs. Case Quantity 1 Gross.



SHELBY Basement Window Set

78 00 4 SERIES

Finish	2½″ Butt Hinge No.
Group 1	
Japan	78 12 4
Group 2	
Cadmium	78 18 4

DESCRIPTION: This set consists of one pair 2½″ tight pin butts with screws, one steel lock complete with screws, one gate hook and eye.
Packed 1 Set in a Box with Screws.
Weight per Gross—67 lbs. Case Quantity 1 Gross.

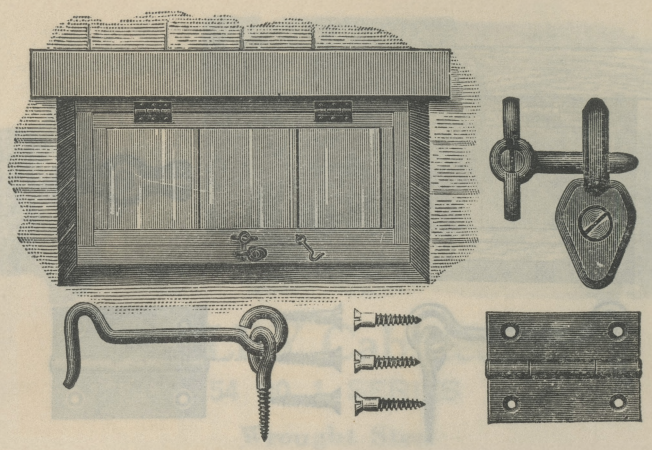

SHELBY Basement Window Set

78 00 5 SERIES

Finish	No.
Group 1	
Japan	78 12 5
Group 2	
Cadmium	78 18 5

DESCRIPTION: This set consists of one pair 2″ tight pin butts with screws, one casement fastener complete with screws, one gate hook and eye.
Packed 1 Set in a Box.
Weight per Gross—53 lbs. Case Quantity 1 Gross.



SHELBY Basement Window Set

78 00 6 SERIES

Finish	No.
Group 1	
Japan	78 12 6
Group 2	
Cadmium	78 18 6

DESCRIPTION: This set consists of one pair 2½″ tight pin butts with screws, one casement fastener complete with screws, one gate hook and eye.
Packed 1 Set in a Box.
Weight per Gross—64 lbs.
Case Quantity 1 Gross.

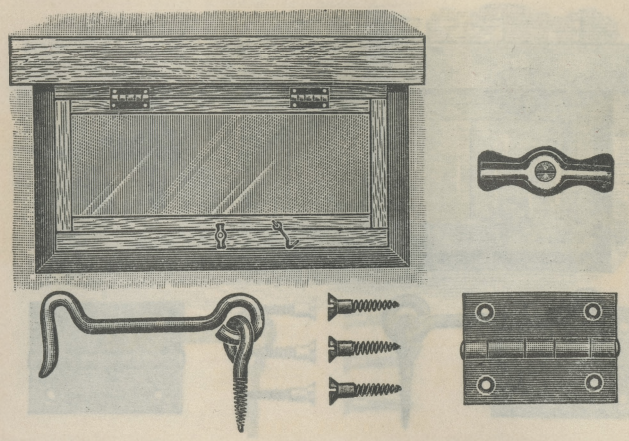

SHELBY Basement Window Set

78 00 7 SERIES

Finish	No.
Group 1	
Japan	78 12 7
Group 2	
Cadmium	78 18 7

DESCRIPTION: This set consists of one pair 2″ tight pin butts with screws, one steel turn button with screw, one gate hook and eye. Packed 1 Set in a Box. Weight per Gross—39 lbs. Case Quantity 1 Gross.

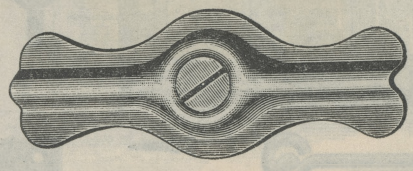

Steel Turn Buttons

96 00 0 SERIES

Finish	No.
Group 1	
Japan	96 12 1
Group 2	
Cadmium	96 18 1
Antique Copper	96 24 1
Dull Brass	96 26 1
Group 3	
Nickel Plated	96 32 1

Size 2″ x ¾″. Countersunk for ⅞″ x 6″ Flathead Screws. Packed 1 Gross in a Box without Screws. Weight per Gross 2½ lbs. Case Quantity 24 Gross.



SHELBY Cabinet Set

54 00 1 SERIES

Wrought Steel

Finish	No.	Finish	No.
Group 2		**Group 3**	
Bronze, Bright	54 20 1	Nickel Plated	54 32 1
Brass, Bright	54 22 1	Statuary Bronze	54 34 1
Antique Copper	54 24 1	Sanded Antique Brass	54 36 1
Dull Brass	54 26 1	Sanded Nickel	54 38 1
Bower Barff Plated	54 28 1	Dull Nickel	54 40 1
Dull Bronze	54 30 1		

DESCRIPTION: This Set consists of a Shelby Cupboard Turn and two Shelby Ornamental Surface Hinges.
Size of Cupboard Turn: Body—1⅞" x 1 3/16" over-all. Strike—1⅞" x ½" over-all. ¼" Throw. Knob—⅞".
Size of Hinge: 2⅜" x 2 1/16" over-all. Knuckle—1½".
Packed 1 Set in a Box with Screws. Weight per Dozen—3¾ lbs. Case Quantity—1 Gross.



SHELBY Cabinet Set

54 00 2 SERIES

Wrought Steel

Finish	No.	Finish	No.
Group 2		**Group 3**	
Bronze, Bright	54 20 2	Nickel Plated	54 32 2
Brass, Bright	54 22 2	Statuary Bronze	54 34 2
Antique Copper	54 24 2	Sanded Antique Brass	54 36 2
Dull Brass	54 26 2	Sanded Nickel	54 38 2
Bower Barff Plated	54 28 2	Dull Nickel	54 40 2
Dull Bronze	54 30 2		

DESCRIPTION: This Set consists of a Shelby Cupboard Turn and two Shelby Ornamental Half-Surface Hinges.
Size of Cupboard Turn: Body—1⅞" x 1 3/16" over-all. Strike—1⅞" x ½" over-all. ¼" Throw. Knob ⅞".
Size of Hinge: 2 1/16" x 2" over-all. Knuckle—1½".
Packed 1 Set in a Box with Screws. Weight per Dozen—3¾ lbs. Case Quantity—1 Gross.

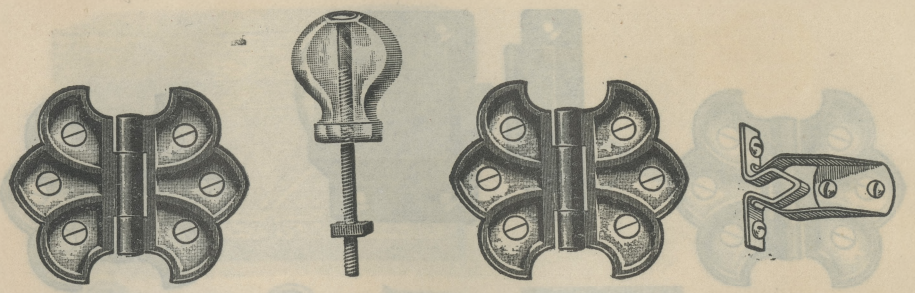

SHELBY Cabinet Set

54 00 3 SERIES

Wrought Steel

Finish Group 2	No.	Finish Group 3	No.
Bronze, Bright	54 20 3	Nickel Plated	54 32 3
Brass, Bright	54 22 3	Statuary Bronze	54 34 3
Antique Copper	54 24 3	Sanded Antique Brass	54 36 3
Dull Brass	54 26 3	Sanded Nickel	54 38 3
Bower Barff Plated	54 28 3	Dull Nickel	54 40 3
Dull Bronze	54 30 3		

DESCRIPTION: This Set consists of a Shelby Friction Catch; two Shelby Ornamental Surface Hinges; and Glass Knob.

Size of Friction Catch: Length of Spring—1⅜″ x ½″. Length of Strike—1¼″ x $\frac{7}{16}$″.

Size of Surface Hinge: 2⅜″ x 2$\frac{1}{16}$″ over-all. Knuckle—1½″.

Packed 1 Set in a Box with Screws. Weight per Dozen—4 lbs. Case Quantity—1 Gross.



SHELBY Cabinet Set

54 00 4 SERIES

Wrought Steel

Finish Group 2	No.	Finish Group 3	No.
Bronze, Bright	54 20 4	Nickel Plated	54 32 4
Brass, Bright	54 22 4	Statuary Bronze	54 34 4
Antique Copper	54 24 4	Sanded Antique Brass	54 36 4
Dull Brass	54 26 4	Sanded Nickel	54 38 4
Bower Barff Plated	54 28 4	Dull Nickel	54 40 4
Dull Bronze	54 30 4		

DESCRIPTION: This Set consists of a Shelby Friction Catch; two Shelby Half-Surface Butts; and Glass Knob.

Size of Friction Catch: Length of Spring—1⅜″ x ½″. Length of Strike—1¼″ x $\frac{7}{16}$″.

Size of Half-Surface Butt: Hinge—2$\frac{1}{16}$″ x 2″ over-all. Knuckle—1½″.

Packed 1 Set in a Box with Screws. Weight per Dozen—4 lbs. Case Quantity—1 Gross.

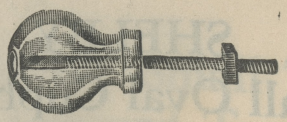



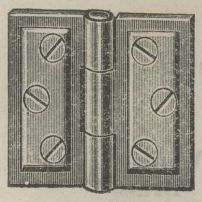

No. 6 Surface Hinge

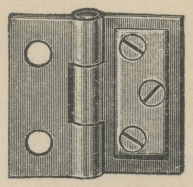

No. 7 Half Surface Hinge

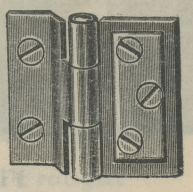

No. 8 Offset Hinge

SHELBY Cabinet Set

54 00 6 SERIES

Finish	Wrought Steel No.	Wrought Brass No.
Group 2		
Bronze, Bright	54 20 6	54 21 6
Brass, Bright	54 22 6	54 23 6
Antique Copper	54 24 6	54 25 6
Dull Brass	54 26 6	54 27 6
Bower Barff Plated	54 28 6	54 29 6
Dull Bronze	54 30 6	54 31 6
Group 3		
Nickel Plated	54 32 6	54 33 6
Statuary Bronze	54 34 6	54 35 6
Sanded Antique Brass	54 36 6	54 37 6
Sanded Nickel	54 38 6	54 39 6
Dull Nickel	54 40 6	54 41 6

DESCRIPTION: This Set consists of a Shelby Friction Catch, two Shelby No. 6 Surface Hinges; and Glass Knob.

Size of Friction Catch: Length of Spring—1½ in. x $1\frac{3}{16}$ in. Length of Strike—1¼ in. x $\frac{7}{16}$ in.

Size of Surface Hinge: 2 in. x 1¾ in. over-all. Knuckle—1¾ in.

54 00 7 SERIES

Finish	Wrought Steel No.	Wrought Brass No.
Group 2		
Bronze, Bright	54 20 7	54 21 7
Brass, Bright	54 22 7	54 23 7
Antique Copper	54 24 7	54 25 7
Dull Brass	54 26 7	54 27 7
Bower Barff Plated	54 28 7	54 29 7
Dull Bronze	54 30 7	54 31 7
Group 3		
Nickel Plated	54 32 7	54 33 7
Statuary Bronze	54 34 7	54 35 7
Sanded Antique Brass	54 36 7	54 37 7
Sanded Nickel	54 38 7	54 39 7
Dull Nickel	54 40 7	54 41 7

DESCRIPTION; This Set consists of a Shelby Friction Catch; two Shelby No. 7 Half-Surface Hinges; and Glass Knob.

Size of Half-Surface Butt: Hinge—2 in. x 1¾ in. over-all. Knuckle—1¾ in.

54 00 8 SERIES

Finish	Wrought Steel No.	Wrought Brass No.
Group 2		
Bronze, Bright	54 20 8	54 21 8
Brass, Bright	54 22 8	54 23 8
Antique Copper	54 24 8	54 25 8
Dull Brass	54 26 8	54 27 8
Bower Barff Plated	54 28 8	54 29 8
Dull Bronze	54 30 8	54 31 8
Group 3		
Nickel Plated	54 32 8	54 33 8
Statuary Bronze	54 34 8	54 35 8
Sanded Antique Brass	54 36 8	54 37 8
Sanded Nickel	54 38 8	54 39 8
Dull Nickel	54 40 8	54 41 8

DESCRIPTION: This Set consists of a Shelby Friction Catch; two Shelby No. 8 Offset Hinges; and Glass Knob.

Size of Offset Hinge: Hinge—1¾ in. x 1¾ in. over-all. Knuckle—1¾ in. Offset—⅜ in.

ALL SETS packed one set in a box with screws. Wgt. per doz. 4 lbs. Case Quantity 1 Gross.



SHELBY
Small Oval Cupboard Turn

74 00 1 SERIES

Finish	Wrought Steel No.	Wrought Brass No.
Group 2		
Bronze, Bright	74 20 1	74 21 1
Brass, Bright	74 22 1	74 23 1
Antique Copper	74 24 1	74 25 1
Dull Brass	74 26 1	74 27 1
Bower Barff Plated	74 28 1	74 29 1
Dull Bronze	74 30 1	74 31 1
Group 3		
Nickel Plated	74 32 1	74 33 1
Statuary Bronze	74 34 1	74 35 1
Sanded Antique Brass	74 36 1	74 37 1
Sanded Nickel	74 38 1	74 39 1
Dull Nickel	74 40 1	74 41 1

DESCRIPTION: Size of Body—1⅞″ x 1$\frac{3}{16}$″ over-all. Size of Strike—1⅞″ x ½″ over-all. Knob—⅞″. Throw ¼″. Packed 1 Dozen in a Box with Screws.
Weight per Dozen—1¼ lbs. Case Quantity 2½ Gross.



SHELBY
Large Oval Cupboard Turn

74 00 2 SERIES

Finish	Wrought Steel No.	Wrought Brass No.
Group 2		
Bronze, Bright	74 20 2	74 21 2
Brass, Bright	74 22 2	74 23 2
Antique Copper	74 24 2	74 25 2
Dull Brass	74 26 2	74 27 2
Bower Barff Plated	74 28 2	74 29 2
Dull Bronze	74 30 2	74 31 2
Group 3		
Nickel Plated	74 32 2	74 33 2
Statuary Bronze	74 34 2	74 35 2
Sanded Antique Brass	74 36 2	74 37 2
Sanded Nickel	74 38 2	74 39 2
Dull Nickel	74 40 2	74 41 2

DESCRIPTION: Size of Body 2¼″ x 1$\frac{9}{16}$″ over-all. Size of Strike—2¼″ x ⅝″ over-all. Knob—1″. Throw—⅜″. Packed 1 Dozen in a Box with Screws.
Weight per Dozen—2¼ lbs. Case Quantity 2 Gross.

SHELBY Small Tee Cupboard Turn

74 00 3 SERIES



Finish	Wrought Steel No.	Wrought Brass No.
Group 2		
Bronze, Bright	74 20 3	74 21 3
Brass, Bright	74 22 3	74 23 3
Antique Copper	74 24 3	74 25 3
Dull Brass	74 26 3	74 27 3
Bower Barff Plated	74 28 3	74 29 3
Dull Bronze	74 30 3	74 31 3
Group 3		
Nickel Plated	74 32 3	74 33 3
Statuary Bronze	74 34 3	74 35 3
Sanded Antique Brass	74 36 3	74 37 3
Sanded Nickel	74 38 3	74 39 3
Dull Nickel	74 40 3	74 41 3

DESCRIPTION: Size of Body—1⅞″ x 1$\frac{3}{16}$″ over-all. Size of Strike—1⅞″ x ½″ over-all. Knob—1″. Throw—¼″. Packed 1 Dozen in a Box with Screws. Weight per Dozen 1½ lbs. Case Quantity 2½ Gross.



SHELBY Large Tee Cupboard Turn

74 00 4 SERIES

Finish	Wrought Steel No.	Wrought Brass No.
Group 2		
Bronze, Bright	74 20 4	74 21 4
Brass, Bright	74 22 4	74 23 4
Antique Copper	74 24 4	74 25 4
Dull Brass	74 26 4	74 27 4
Bower Barff Plated	74 28 4	74 29 4
Dull Bronze	74 30 4	74 31 4
Group 3		
Nickel Plated	74 32 4	74 33 4
Statuary Bronze	74 34 4	74 35 4
Sanded Antique Brass	74 36 4	74 37 4
Sanded Nickel	74 38 4	74 39 4
Dull Nickel	74 40 4	74 41 4

DESCRIPTION: Size of Body—2¼″ x 1$\frac{9}{16}$″ over-all. Size of Strike —2¼″ x ⅝″ over-all. Knob—1⅛″. Throw—⅜″ Packed 1 Dozen in a Box with Screws. Weight per Dozen 2¼ lbs. Case Quantity 2 Gross.



Flat



Countersunk

SHELBY Window Stop Screws and Washers

79 00 1 AND 79 00 2 SERIES

Wrought Steel

Finish	Flat No.	Countersunk No.
Group 2		
Bronze, Bright	79 20 1	79 20 2
Brass, Bright	79 22 1	79 22 2
Antique Copper	79 24 1	79 24 2
Dull Brass	79 26 1	79 26 2
Bower Barff Plated	79 28 1	79 28 2
Dull Bronze	79 30 1	79 30 2
Group 3		
Nickel Plated	79 32 1	79 32 2
Statuary Bronze	79 34 1	79 34 2
Sanded Antique Brass	79 36 1	79 36 2
Sanded Nickel	79 38 1	79 38 2
Dull Nickel	79 40 1	79 40 2

Wrought Brass

Group 2		
Bronze, Bright	79 21 1	79 21 2
Brass, Bright	79 23 1	79 23 2
Antique Copper	79 25 1	79 25 2
Dull Brass	79 27 1	79 27 2
Bower Barff Plated	79 29 1	79 29 2
Dull Bronze	79 31 1	79 31 2
Group 3		
Nickel Plated	79 33 1	79 33 2
Statuary Bronze	79 35 1	79 35 2
Sanded Antique Brass	79 37 1	79 37 2
Sanded Nickel	79 39 1	79 39 2
Dull Nickel	79 41 1	79 41 2

DESCRIPTION:

Countersunk Washer—$\frac{11}{16}$" Diameter.
Size of Screw—1¼" No. 8 Flat Head.
Flat Washer—⅝" Diameter.
Size of Screw—1¼" No. 8 Round Head.
Packed 1 Gross in a Box.
Weight per Gross—1½ lbs.





SHELBY Window Stop Adjuster

79 00 3 AND 79 00 4 SERIES

Wrought Steel

Finish	No.
Group 2	
Bronze, Bright	79 20 3
Brass, Bright	79 22 3
Antique Copper	79 24 3
Dull Brass	79 26 3
Bower Barff Plated	79 28 3
Dull Bronze	79 30 3
Group 3	
Nickel Plated	79 32 3
Statuary Bronze	79 34 3
Sanded Antique Brass	79 36 3
Sanded Nickel	79 38 3
Dull Nickel	79 40 3

Wrought Brass

Group 2	
Bronze, Bright	79 21 3
Brass, Bright	79 23 3
Antique Copper	79 25 3
Dull Brass	79 27 3
Bower Barff Plated	79 29 3
Dull Bronze	79 31 3
Group 3	
Nickel Plated	79 33 3
Statuary Bronze	79 35 3
Sanded Antique Brass	79 37 3
Sanded Nickel	79 39 3
Dull Nickel	79 41 3

Brass Washers with Iron Screws

Group 2	
Bronze, Bright	79 21 4
Brass, Bright	79 23 4
Antique Copper	79 25 4
Dull Brass	79 27 4
Bower Barff Plated	79 29 4
Dull Bronze	79 31 4
Group 3	
Nickel Plated	79 33 4
Statuary Bronze	79 35 4
Sanded Antique Brass	79 37 4
Sanded Nickel	79 39 4
Dull Nickel	79 41 4

DESCRIPTION: Outside Diameter—5/8".
Size of Screw—1"—No. 8 Round Head.
Packed 1 Gross in a Box with Screws.
Weight per Gross—1¾ lbs.



Double Wire Loop Ends

Perfection Door Spring

Finish	No.	No.	No.	No.	No.	No.
Group 1						
Japan	1	2	3	4	5	6
Group 2						
Antique Copper	1AC	2AC	3AC	4AC	5AC	6AC
Dull Brass Plated	1DB	2DB	3DB	4DB	5DB	6DB

The best steel is used in the manufacture of these springs, insuring permanent resiliency and freedom from breakage. A perfect spring for screen and other doors, easily applied.

DESCRIPTION

Use No. 1 or 2 for Light Screen Doors; No. 3 or 4 for ordinary doors; No. 5 for Heavy Doors and No. 6 for Gates, etc.

Packed 1 Dozen in a Box with Screw Hooks.

Trade No.	Size of Wire	O. D.	Length of Coil	Length Over-all	Weight per Gross	Case Quantity
1	.039	17/64	15 7/8	16 3/8	1 Gross	18 lbs.
2	.039	19/64	15 3/4	16 3/8	3 Gross	20 lbs.
3	.049	11/32	15 5/8	16 3/8	3 Gross	27 lbs.
4	.056	3/8	15 5/8	16 3/8	2 Gross	32 lbs.
5	.060	7/16	15 5/8	16 1/2	2 Gross	40 lbs.
6	.15½	½	15 5/8	16 1/2	1 Gross	51 lbs.

Standard List Prices

No.		Per Gross
1	Japanned	$ 4.00
1AC	Antique Copper Plated (Mottled)	11.50
1DB	Dull Brass Plated	11.50
2	Japanned	4.50
2AC	Antique Copper Plated (Mottled)	12.00
2DB	Dull Brass Plated	12.00
3	Japanned	5.00
3AC	Antique Copper Plated (Mottled)	12.50
3DB	Dull Brass Plated	12.50
4	Japanned	5.50
4AC	Antique Copper Plated (Mottled)	13.00
4DB	Dull Brass Plated	13.00
5	Japanned	6.50
5AC	Antique Copper Plated (Mottled)	14.00
5DB	Dull Brass Plated	14.00
6	Japanned	8.00
6AC	Antique Copper Plated (Mottled)	15.50
6DB	Dull Brass Plated	15.50

See our price sheet for net prices.

All Disco

Freight

Group 1
Bright Japa
Coppered
Dull Black
Bright, (no
Priming Fi

Note: Old Iron
Prices for Hamm

All claims mu
turned under an

The

NET PRICE LIST

Applying to Catalog No. 31

Effective OCT 15 1931

ORDER BY NUMBER

All Discounts and Net Prices made by us prior to this date are hereby withdrawn.

PRICES SUBJECT TO CHANGE WITHOUT NOTICE

TERMS—60 Days Net or 2% 10 Days

Freight allowance on shipments 100 lbs. or over, not to exceed 50c per 100 lbs.

KEY TO FINISHES

Group 1	Group 2	Group 3
Bright Japan	Cadmium	Nickel
Coppered	Bronze, Bright	Statuary Bronze
Dull Black	Brass, Bright	Sanded Antique Brass (not mottled)
Bright, (not plated)	Antique Copper	Sanded Nickel
Priming Finish	Dull Brass	Dull Nickel
	Bower Barff Plated	
	Dull Bronze	

Note: Old Iron Finish, Add 20% to Group 2 Prices.
Prices for Hammered Iron, Chromium and Special Finishes not listed furnished on request.

All claims must be made IMMEDIATELY on receipt of goods and no goods are to be returned under any circumstances until we are notified and proper disposition made.

The Shelby Spring Hinge Co.
Shelby, Ohio

See Front Page for Key to Finishes

Page		Group 1	Group 2	Group 3
10	**Adjusters, Casement Window Per Dozen**			
	21 16 8 Series, 8″ Wrought Steel	2.00	2.20	2.50
	21 16 10 Series, 10″ Wrought Steel	2.10	2.30	2.60
	21 16 12 Series, 12″ Wrought Steel	2.30	2.50	2.80
	21 16 15 Series, 15″ Wrought Steel	2.65	2.80	3.15
10	**Adjusters, Curved Casement Window Per Doz.**			
	021 24 12 Series, 12″ Wrought Steel	4.60	5.00	5.50
11	**Adjusters, Universal Casement Window Per Dozen**			
	22 16 10 and 23 16 10 Series, Wrought Steel	2.40	2.65	2.90
	22 21 10 and 23 21 10 Series, Wrought Brass		5.00	5.50
11	**Adjuster and Fastener Per Gross Pairs**			
	31 12 Japanned	12.05		
	31 18 Cadmium		14.15	
12	**Bolts, Barrel Per Dozen**			
	12 12 2½X, Jap. No Screws, 2½″ Wrought Steel	.50		
	12 12 3X, Jap. No Screws, 3″ Wrought Steel	.55		
	12 12 4X, Jap. No Screws, 4″ Wrought Steel	.60		
	12 12 5X, Jap. No Screws, 5″ Wrought Steel	.70		
	12 12 6X, Jap. No Screws, 6″ Wrought Steel	.85		
	12 12 2½ Series, With Screws, 2½″ Wrought Steel	.55	.90	1.00
	12 12 3 Series, With Screws, 3″ Wrought Steel	.60	.95	1.05
	12 12 4 Series, With Screws, 4″ Wrought Steel	.65	1.00	1.10
	12 12 5 Series, With Screws, 5″ Wrought Steel	.80	1.10	1.20
	12 12 6 Series, With Screws, 6″ Wrought Steel	.90	1.25	1.35
13	**Bolts, Barrel, Extra Heavy Per Dozen**			
	20 12 4X, Jap. No Screws, 4″ Wrought Steel	.95		
	20 12 6X, Jap. No Screws, 6″ Wrought Steel	1.25		
	20 12 4 Series, With Screws, 4″ Wrought Steel	1.05	1.50	1.65
	20 12 6 Series, With Screws, 6″ Wrought Steel	1.50	2.15	2.35
13	**Bolts, Basement Window Per Dozen** Packed with either Nos. 1, 3, or 4 Strikes			
	25 12 1X, Jap. No Screws, Wrought Steel	.55		
	25 12 1 Series, Wrought Steel	.65	.90	1.00
14	**Bolts, Mortise Door Per Dozen**			
	11 20 1 and 11 20 2 Series, Wrought Steel		1.60	1.80
	11 21 1 and 11 21 2 Series, Wrought Brass		2.35	2.60
15	**Bolts, Foot Per Dozen**			
	13 12 2 Series, 2″ Wrought Steel	1.05	1.30	1.50
	13 12 4 Series, 4″ Wrought Steel	2.10	2.65	2.90
	13 12 6 Series, 6″ Wrought Steel	2.45	2.90	3.15
	13 12 8 Series, 8″ Wrought Steel	2.65	3.15	3.50
	13 21 2 Series, 2″ Wrought Brass		3.15	3.50
16	**Bolts, Chain Per Dozen**			
	14 12 2 Series, 2″ Wrought Steel	1.20	1.50	1.70
	14 12 4 Series, 4″ Wrought Steel	2.35	2.90	3.20
	14 12 6 Series, 6″ Wrought Steel	2.65	3.15	3.50
	14 12 8 Series, 8″ Wrought Steel	3.15	3.40	3.80
	14 21 2 Series, 2″ Wrought Brass		3.40	3.80
17	**Bolts, Heavy Foot Per Dozen**			
	18 12 3 Series, 3″ Wrought Steel	2.30	2.80	3.05
	18 12 6 Series, 6″ Wrought Steel	2.50	4.20	4.60
	18 12 8 Series, 8″ Wrought Steel	5.00	6.05	6.65
17	**Bolts, Heavy Foot Per Dozen**			
	018 12 6 Series, 6″ Wrought Steel	2.50	4.20	4.60
18	**Bolts, Heavy Chain Per Dozen**			
	19 12 3 Series, 3″ Wrought Steel	2.30	3.05	3.35
	19 12 6 Series, 6″ Wrought Steel	2.50	4.75	5.20
	19 12 8 Series, 8″ Wrought Steel	5.25	6.80	7.50

See Front Page for Key to Finishes

Page		Group 1	Group 2	Group 3
19	**Bolts, Knob Flush, 1″ Wide** **Per Dozen**			
	15 12 6 Series, 6″ Wrought Steel	2.20	2.30	2.60
	15 12 9 Series, 9″ Wrought Steel	2.50	2.60	2.90
	15 12 12 Series, 12″ Wrought Steel	3.05	3.15	3.45
	15 21 6 Series, 6″ Wrought Brass		4.40	4.90
	15 21 9 Series, 9″ Wrought Brass		5.10	5.60
	15 21 12 Series, 12″ Wrought Brass		5.45	6.05
19	**Bolts, Narrow Knob Flush, 5/8″ Wide Per Dozen**			
	16 12 2 Series, 2″ Wrought Steel	1.15	1.25	1.40
	16 12 3 Series, 3″ Wrought Steel	1.20	1.30	1.45
	16 12 4 Series, 4″ Wrought Steel	1.30	1.40	1.60
	16 12 6 Series, 6″ Wrought Steel	1.60	1.75	1.95
	16 21 2 Series, 2″ Wrought Brass		2.85	3.15
	16 21 3 Series, 3″ Wrought Brass		2.95	3.25
	16 21 4 Series, 4″ Wrought Brass		3.00	3.30
	16 21 6 Series, 6″ Wrought Brass		3.65	4.00
20	**Bolts, Sunk Flush, 5/8″ Wide** **Per Dozen**		1.35	1.50
	17 12 4 Series, 4″ Wrought Steel	1.25	1.75	1.95
	17 12 6 Series, 6″ Wrought Steel	1.65	3.00	3.30
	17 21 4 Series, 4″ Wrought Brass		3.65	4.00
	17 21 6 Series, 6″ Wrought Brass			
20	**Bolts, Sunk Flush, 7/8″ Wide** **Per Dozen**		2.50	2.80
	47 12 6 Series, 6″ Wrought Steel	2.40	2.90	3.20
	47 12 9 Series, 9″ Wrought Steel	2.80	3.40	3.80
	47 12 12 Series, 12″ Wrought Steel	3.20	4.85	5.30
	47 21 6 Series, 6″ Wrought Brass		5.60	6.20
	47 21 9 Series, 9″ Wrought Brass		6.50	7.20
	47 21 12 Series, 12″ Wrought Brass			
21	**Bolts, 3/8″ Half Round Surface** **Per Dozen**		1.15	1.30
	26 18 3 Series, 3″ Wrought Steel		1.20	1.35
	26 18 4 Series, 4″ Wrought Steel		1.30	1.45
	26 18 6 Series, 6″ Wrought Steel		1.50	1.65
	26 18 9 Series, 9″ Wrought Steel		1.85	2.05
	26 18 12 Series, 12″ Wrought Steel		2.40	2.65
	26 21 3 Series, 3″ Wrought Brass		2.50	2.75
	26 21 4 Series, 4″ Wrought Brass		2.85	3.20
	26 21 6 Series, 6″ Wrought Brass		3.30	3.70
	26 21 9 Series, 9″ Wrought Brass		3.95	4.35
	26 21 12 Series, 12″ Wrought Brass			
21	**Bolts, 1/2″ Half Round Surface** **Per Dozen**		1.30	1.50
	27 18 6 Series, 6″ Wrought Steel		1.50	1.65
	27 18 9 Series, 9″ Wrought Steel		2.05	2.25
	27 18 12 Series, 12″ Wrought Steel		2.35	2.65
	27 18 18 Series, 18″ Wrought Steel		2.85	3.15
	27 18 24 Series, 24″ Wrought Steel		3.95	4.35
	27 21 6 Series, 6″ Wrought Brass		4.75	5.25
	27 21 9 Series, 9″ Wrought Brass		5.25	5.80
	27 21 12 Series, 12″ Wrought Brass		6.30	6.95
	27 21 18 Series, 18″ Wrought Brass		7.60	8.40
	27 21 24 Series, 24″ Wrought Brass			
22	**Bolts, Garage Door** **Per Dozen Bolts**			
	28 12 18 Series, 18″	3.70	5.00	
	28 12 24 Series, 24″	4.20	6.05	
22	**Brace, Garage Door** **Per Dozen**			
	90 12 60 Japanned 60″	4.20		
23	**Braces, Quick Tension Door** **Per Gross**			
	91 12 21 Japanned 21″	6.05		
	91 12 42 Japanned 42″	7.10		
23	**Braces, Screen Door** **Per Gross**			
	92 26 12 Dull Brass 12″		5.80	
	92 26 18 Dull Brass 18″		6.30	

See Front Page for Key to Finishes

Page		Group 1	Group 2	Group 3
24A	**Bar, Closet Hanger, 1″ Rod Adjustable** **Per Dozen**			
	104 32 18 Series, Nickel Plated			5.80
	104 32 30 Series, Nickel Plated			6.80
	104 32 48 Series, Nickel Plated			9.45
25	**Bars, Push ½″ Rod** **Per Dozen**			
	59 20 30 Series, 30″ Brass Covered Rod, Iron Ends		4.20	4.60
	59 20 36 Series, 36″ Brass Covered Rod, Iron Ends		4.45	4.95
	59 21 30 Series, 30″ Brass Covered Rod, Brass Ends		7.35	8.10
	59 21 36 Series, 36″ Brass Covered Rod, Brass Ends		8.05	8.85
25	**Bars, Push ¾″ Rod** **Each**			
	60 20 30 Series, 30″ Brass Cov'd Rod, Iron Ends		.60	.65
	60 20 36 Series, 36″ Brass Cov'd Rod, Iron Ends		.65	.75
	60 21 30 Series, 30″ Brass Cov'd Rod, Brass Ends		1.25	1.35
	60 21 36 Series, 36″ Brass Cov'd Rod, Brass Ends		1.35	1.50
25	**Bars, Push 1″ Rod** **Each**			
	61 21 30 Series, 30″ Brass Cov'd Rod, Brass Ends		1.50	1.60
	61 21 36 Series, 36″ Brass Cov'd Rod, Brass Ends		1.60	1.75
25A	**Bars, Push 1″ Rod (Federal Type 1009)** **Each**			
	G61 21 24 Series, Bronze and Brass		1.95	2.15
	G61 21 30 Series, Bronze and Brass		2.10	2.30
	G61 21 36 Series, Bronze and Brass		2.30	2.50
26	**Base Knobs, 6″ Hexagon Head** **Per Gross**			
	10 21 0 Series, Wrought Brass		25.20	27.70
26	**Base Knobs** **Per Gross**			
	10 16 1 Series, Wrought Steel	7.85	8.40	9.25
	10 21 1 Series, Wrought Brass		18.90	20.80
27	**Base Knobs, Hexagon Head** **Per Gross**			
	10 16 2 Series, Wrought Steel	7.60	8.15	9.00
	10 21 2 Series, Wrought Brass		18.90	20.80
27	**Bumpers, Floor Door** **Per Gross**			
	10 16 3 Series, Wrought Steel	7.85	8.40	9.25
	10 21 3 Series, Wrought Brass		19.95	21.95
27	**Base Knobs, with Screw** **Per Gross**			
	10 16 4 Series, Cast Iron	3.15	3.40	3.80
	10 21 4 Series, Cast Brass		19.95	21.95
28	**Base Knobs, Cast** **Per Gross**			
	10 16 5 Series, Cast Iron	5.80	6.05	6.70
	10 21 5 Series, Cast Brass		24.15	26.25
28	**Bumpers, Cast Floor Door** **Per Gross**			
	10 16 6 Series, Cast Iron	6.05	6.30	6.95
	10 21 6 Series, Cast Brass		24.15	26.25
28	**Bumpers, Cast Floor Door with Screw Per Gro.**			
	10 16 7 Series, Cast Iron	6.30	6.85	7.60
	10 21 7 Series, Cast Brass		24.15	26.25
29	**Base Knobs, Flexible** **Per Gross**			
	10 16 8 Series, Steel	9.20	9.45	10.40
29	**Base Knobs, 4½″ Hexagon Head** **Per Gross**			
	10 16 9 Series, Wrought Steel	9.45	9.70	10.75
	10 21 9 Series, Wrought Brass		23.10	25.40
30	**Catches, Friction** **Per Gross**			
	70 00 1 Series, Wrought Steel		3.50	3.50
	70 00 2 Series, Wrought Steel		3.70	3.70
	70 00 3 Series, Wrought Steel		3.70	3.70

See Front Page for Key to Finishes

Page		Group 1	Group 2	Group 3
31	**Catch, Friction, Door** **Per Gross**			
	70 00 4 Series, Wrought Steel		8.20	8.20
31	**Catches, Elbow** **Per Gross**			
	71 12 1 Series, Cast Catch, Steel Strike		4.45	5.00
32	**Cabinet Latch** **Per Dozen**			
	105 20 1 Series, Wrought Steel		1.40	1.60
	105 20 2 Series, Wrought Steel		1.40	1.60
	105 21 1 Series, Wrought Brass		2.65	2.90
	105 21 2 Series, Wrought Brass		2.65	2.90
33	**Catches, French Window** **Per Gross**			
	72 20 1 Series, Wrought Steel		6.30	6.95
	72 21 1 Series, Wrought Brass		14.70	16.15
33	**Catches, Cupboard** **Per Gross**			
	72 20 2 Series, Wrought Steel		6.85	7.50
	72 20 3 Series, Wrought Steel		7.35	8.10
	72 21 2 Series, Wrought Brass		15.75	17.35
	72 21 3 Series, Wrought Brass		16.80	18.50
34	**Catches, Small Transom** **Per Gross**			
	73 20 1 and 73 20 2 Series, Wrought Steel		9.45	10.40
	73 21 1 and 73 21 2 Series, Wrought Brass		18.90	20.80
34	**Catches, Large Transom** **Per Gross**			
	73 20 3 and 73 20 4 Series, Wrought Steel		12.10	13.30
	73 21 3 and 73 21 4 Series, Wrought Brass		29.40	32.35
35	**Chains, Transom** **Per Dozen**			
	9 12 9 Series, 9″ Wrought Steel	.85	.90	1.00
	9 12 12 Series, 12″ Wrought Steel	.90	.95	1.05
	9 12 15 Series, 15″ Wrought Steel	.95	1.05	1.20
	9 12 18 Series, 18″ Wrought Steel	1.05	1.15	1.25
	For Detachable Chains with Spring Snap Hooks, Add .25 per Dozen to above prices.			
35	**Chains, Transom** **Per Dozen**			
	24 12 9 Series, 9″ Wrought Steel	.80	.85	.95
	24 12 12 Series, 12″ Wrought Steel	.85	.90	1.00
	24 12 15 Series, 15″ Wrought Steel	.90	1.00	1.10
	24 12 18 Series, 18″ Wrought Steel	.95	1.10	1.20
	For Detachable Chains with Spring Snap Hooks, Add .25 per Dozen to above prices.			
36	**Check and Closer, Screen Door** **Per Dozen**			
	555 Brass Barrel, Malleable Brackets		12.05	
37	**Fasteners, Casement Window** **Per Dozen**			
	29 12 0 Series, Cast Iron	.35	.40	
	C32 16 0 Series, Cast Base, Malleable Lever		1.05	1.15
	C32 21 0 Series, Cast Brass Base and Lever		3.40	3.85
38	30 16 0 Series, Steel Base, Malleable Lever		.95	1.05
39	32 16 0 Series, Steel Base, Malleable Lever		.95	1.05
40	33 16 0 Series, Steel Base, Malleable Lever		.90	1.00
41	34 16 0 Series, Steel Base, Malleable Lever		.90	1.00
42	36 16 0 Series, Steel Base, Malleable Lever		.90	1.00
42	37 16 0 Series, Steel Base, Malleable Lever		.90	1.00
43	38 16 0 Series, Steel Base, Malleable Lever		.90	1.00
43	39 16 0 Series, Steel Base, Malleable Lever		2.95	3.25
37–43	All Series, Wrought Brass Base, Cast Brass Lever		.15	.20
	If Packed with Two Strikes, Steel—Add		.25	.30
	If Packed with Two Strikes, Brass—Add			
48–51	**Hinges, Checking Floor, Double Acting** **Per Set**			
	10 and 010 Series, Bronze and Brass		6.30	6.30
	11 and 011 Series, Bronze and Brass		8.40	8.40
	Cement Case, Cast Iron	.70		

See Front Page for Key to Finishes

Page		Group 1	Group 2	Group 3
52–53	**Hinges, Checking Gate, Double Acting Per Set**			
	G10 and G010 Series, Bronze and Brass		7.20	7.20
	G11 and G011 Series, Bronze and Brass		8.40	8.40
	Cement Case, Cast Iron	.70		
54–57	**Hinges, Checking Floor, Double Acting Per Set**			
	16 Series, Bronze and Brass		25.75	25.75
	17 Series, Bronze and Brass		37.25	37.25
	Cement Case—Furnished with Hinge.			
58–62	**Hinges, Checking Floor, Single Acting Per Set**			
	12 Series, Bronze and Brass, With Cement Case		12.60	12.60
	13 Series, Bronze and Brass, With Cement Case		14.70	14.70
	13P Series, Top Pivot and Hinge Arm Cap Primed For Painting, With Cement Case		12.60	12.60
	7 Series, Side Pivot, Bronze and Brass		2.65	2.65
	Without Cement Case Deduct	.70		
63–66	**Hinges, Checking Floor, Single Acting Per Set**			
	14 Series, Bronze and Brass, With Cement Case		18.90	18.90
	15 Series, Bronze and Brass, With Cement Case		23.65	23.65
	5 Series, Side Pivot, Bronze and Brass		2.65	2.65
67–68	**Hinges, Checking Floor, Single Acting Per Set**			
	C13 Series, Bronze and Brass, With Cement Case		12.60	12.60
	Hinges, Checking Floor, Gate Per Set			
	GC13 Series Bronze and Brass, With Cement Case		14.70	14.70
69–71	**Hinges, Checking Floor, Single Acting Per Set**			
	C14 Series, Bronze and Brass, With Cement Case		18.90	18.90
	C15 Series, Bronze and Brass, With Cement Case		23.65	23.65
71A	**Hinges, Checking Floor, Double Acting Per Set**			
	22 Series, Bronze and Brass, With Cement Case		28.35	28.35
	23 Series, Bronze and Brass, With Cement Case		38.85	38.85
72–74	**Hinges, Checking Floor, Single Acting Per Set**			
	18 Series, Bronze and Brass, With Cement Case		19.95	19.95
	19 Series, Bronze and Brass, With Cement Case		24.70	24.70
	7 Series, Side Pivot, Bronze and Brass		2.65	2.65
75A	**Hinges, Checking Floor, Single Acting Per Set**			
	118 Series, Bronze and Brass, With Cement Case		19.95	19.95
	119 Series, Bronze and Brass, With Cement Case		24.70	24.70
	7 Series, Side Pivot, Bronze and Brass		2.65	2.65
75–77	**Hinges, Checking Floor, Single Acting Per Set**			
	C18 Series, Bronze and Brass, With Cement Case		19.95	19.95
	C19 Series, Bronze and Brass, With Cement Case		24.70	24.70
	Extra Charges for Special Finishes, Hinges, Checking Floor.	**Old Iron Finish on Bronze**	**Chromium and Verde Antique**	**Aluminum and White Metal**
	Hinges Nos. 10–010–11–011	.55	1.05	1.30
	Hinges Nos. 16–17	.80	1.60	2.10
	Hinges Nos. 22–23	.80	1.60	2.10
	Hinges Nos. 12–13–14–15	.80	1.60	1.90
	Hinges Nos. 18–19–118–119	.80	1.60	2.10
	Hinges Nos. C13–C14–C15–C18–C19	.80	1.30	1.60
	Pivot No. 7 Supplementary	.55	.80	.80
	Prices for Hammered Iron Finish on White Metal, Gold Plated etc on request.			
78–79	**Holder and Stay, Door Each**			
	94 20 1 Series, Malleable Iron and Steel		2.20	2.40
	94 20 2 Series, Malleable Iron and Steel		2.35	2.65
	94 20 3 Series, Malleable Iron and Steel		2.65	2.90
	94 21 1 Series, Bronze and Brass		4.20	4.65

See Front Page for Key to Finishes

Page		Group 1	Group 2	Group 3
78–79	**Holder and Stay, Door (Continued)** **Each**			
	94 21 2 Series, Bronze and Brass		4.45	4.95
	94 21 3 Series, Bronze and Brass		4.75	5.20
80	**Holder and Stay, Door** **Each**			
	9 21 Series, Bronze and Brass		5.80	6.30
81	**Double Acting Overhead Door Check with Surface Floor Hinge** **Per Set**			
	3 14 2 Series, Wrought Steel	4.45	4.70	5.25
	3 14 4 Series, Wrought Steel	4.95	5.15	5.80
	3 14 6 Series, Wrought Steel	7.25	7.60	8.35
	For Jamb Plates add No. 2 Size .15—No. 4 Size .20—No.6 Size .25			
	3 21 2 Series, Wrought Brass		6.75	7.35
	3 21 4 Series, Wrought Brass		7.60	8.40
	3 21 6 Series, Wrought Brass		10.25	11.30
	For Jamb Plates add No. 2 Size .25—No. 4 Size .35—No. 6 Size .50			
83	**Hinges, Shelby Chief, Double Acting** **Per Set**			
	2 14 2 Series, Wrought Steel	.60	.70	.80
	2 14 4 Series, Wrought Steel	.85	.95	1.05
	2 14 6 Series, Wrought Steel	2.65	2.90	3.15
	For Jamb Plates add No. 2 Size .15—No. 4 Size .20—No. 6 Size .25			
	2 21 2 Series, Wrought Brass		1.50	1.60
	2 21 4 Series, Wrought Brass		2.10	2.35
	2 21 6 Series, Wrought Brass		4.20	4.65
	For Jamb Plates add No. 2 Size .25—No. 4 Size . 5—No.6 Size .50			
84	**Hinges, Eclipse, Double Acting** **Per Set**			
	E 14 2 Series, Wrought Steel	.50	.55	.60
	For Jamb Plates add 15c per set			
84	**Butts, Spring, Single Acting** **Per Pair**			
	48 14 3 Series, 3″ Wrought Steel	.75	.90	1.05
	48 14 4 Series, 4″ Wrought Steel	.90	1.15	1.35
	48 14 5 Series, 5″ Wrought Steel	1.15	1.40	1.70
	48 14 6 Series, 6″ Wrought Steel	1.30	1.85	2.10
	48 14 7 Series, 7″ Wrought Steel	1.80	2.40	2.75
	48 21 3 Series, 3″ Wrought Brass		2.50	2.80
	48 21 4 Series, 4″ Wrought Brass		3.00	3.40
	48 21 5 Series, 5″ Wrought Brass		3.50	4.00
	48 21 6 Series, 6″ Wrought Brass		4.70	5.25
	48 21 7 Series, 7″ Wrought Brass		5.80	6.30
85	**Butts, Spring, Double Acting** **Per Pair**			
	49 14 3 Series, 3″ Wrought Steel	1.30	1.75	2.10
	49 14 4 Series, 4″ Wrought Steel	1.60	1.95	2.25
	49 14 5 Series, 5″ Wrought Steel	1.95	2.40	2.85
	49 14 6 Series, 6″ Wrought Steel	2.25	2.85	3.25
	49 14 7 Series, 7″ Wrought Steel	2.85	3.95	4.50
	49 14 8 Series, 8″ Wrought Steel	4.45	6.05	7.15
	49 21 3 Series, 3″ Wrought Brass		4.75	5.00
	49 21 4 Series, 4″ Wrought Brass		5.50	6.20
	49 21 5 Series, 5″ Wrought Brass		6.85	7.20
	49 21 6 Series, 6″ Wrought Brass		8.40	9.35
	49 21 7 Series, 7″ Wrought Brass		10.50	11.75
	49 21 8 Series, 8″ Wrought Brass		14.70	16.15
86	**Hinges Large Adj. Screen Door, Per Doz. Pairs**			
	80 12 1 Series, Wrought Steel	4.50	4.75	5.25
	80 21 1 Series, Wrought Brass		11.55	12.60

See Front Page for Key to Finishes

Page		Group 1	Group 2	Group 3
87	**Hinges, Half Surface Adj. Screen Door Per Dozen Pairs**			
	80 12 2 Series, Wrought Steel	4.50	4.75	5.25
	80 21 2 Series, Wrought Brass		11.55	12.60
88	**Hinges, Massive Screen Door Per Dozen Pairs**			
	81 12 1 Series, Wrought Steel	2.40	2.65	2.90
	81 21 1 Series, Wrought Brass		8.40	9.25
88	**Hinge Sets, Massive Screen Door Per Doz. Sets**			
	81 12 1S Series, Wrought Steel	2.65	2.90	3.15
	81 21 1S Series, Wrought Brass		8.95	9.80
88	**Hinges, Massive Half Surface, Screen Door Per Dozen Pairs**			
	81 12 2 Series, Wrought Steel	2.40	2.65	2.90
	81 21 2 Series, Wrought Brass		8.40	9.25
88	**Hinge Sets, Massive Half Surface, Screen Door Per Dozen Sets**			
	81 12 2S Series, Wrought Steel	2.65	2.90	3.15
	81 21 2S Series, Wrought Brass		8.95	9.80
89	**Hinges, Davis Screen Door Per Dozen Pairs**			
	82 12 1X Series, No Screws, Wrought Steel	1.40	1.95	2.15
	82 12 1 Series, With Screws, Wrought Steel	1.70	2.20	2.50
	82 12 1S Series, In Sets, Wrought Steel	1.95	2.65	2.90
89	**Hinges, Davis Half Surface Screen Door Per Dozen Pairs**			
	82 12 2X Series, No Screws, Wrought Steel	1.40	1.95	2.15
	82 12 2 Series, With Screws, Wrought Steel	1.70	2.20	2.50
	82 12 2S Series, In Sets, Wrought Steel	1.95	2.65	2.90
90	**Hinges, Adj. Surf. Screen Door With Knobs Per Dozen Pairs**			
	83 12 1X Series, No Screws, Wrought Steel	2.75	3.20	3.50
	83 12 1 Series, With Screws, Wrought Steel	3.00	3.50	3.90
	83 12 1S Series, In Sets, Wrought Steel	3.30	3.80	4.20
90	**Hinges, Adj. Half Surf. Screen Door With Knobs Per Dozen Pairs**			
	83 12 2X Series, No Screws, Wrought Steel	2.75	3.20	3.50
	83 12 2 Series, With Screws, Wrought Steel	3.00	3.50	3.90
	83 12 2S Series, In Sets, Wrought Steel	3.30	3.80	4.20
91	**Hinges, Adj. Surf. Screen Door, Without Knobs Per Dozen Pairs**			
	84 12 1X Series, No Screws, Wrought Steel	2.10	2.60	2.85
	84 12 1 Series, With Screws, Wrought Steel	2.40	2.90	3.15
	84 12 1S Series, In Sets, Wrought Steel	2.75	3.15	3.50
91	**Hinges, Adj. Half Surf. Screen Door, Without Knobs Per Dozen Pairs**			
	84 12 2X Series, No Screws, Wrought Steel	2.10	2.60	2.85
	84 12 2 Series With Screws, Wrought Steel	2.40	2.90	3.15
	84 12 2S Series, In Sets, Wrought Steel	2.75	3.15	3.50
92	**Hinges, Screen Door Per Gross Pairs**			
	85 12 1X Series, No Screws, Wrought Steel	10.00		
	85 12 1 Series, With Screws, Wrought Steel	12.60	17.85	20.20
	85 12 1S Series, In Sets, Wrought Steel	16.25	24.15	26.55
93	**Hinges, Screen Door Per Gross Pairs**			
	86 12 1X Series, No Screws, Wrought Steel	8.55		
	86 12 1 Series, With Screws, Wrought Steel	11.55	16.55	18.25
	86 12 1S Series, In Sets, Wrought Steel	13.65	22.60	24.85

See Front Page for Key to Finishes

Page		Group 1	Group 2	Group 3
94	**Hinges, Screen Door** **Per Gross Pairs**			
	87 12 1X Series, No Screws, Wrought Steel.....	11.55		
	87 12 1S Series In Sets, Wrought Steel.....	17.35		
95	**Hinge Sets, Loose Pin, Screen Door** **Per Gross Sets**			
	89 12 1S Series, 3″x3″ Wrought Steel.....	21.55	27.30	30.15
	89 12 2S Series, 2½″ x 2½″ Wrought Steel.....	19.45	23.10	25.20
96	**Hinge, Cast Screen Door** **Per Gross Pairs**			
	88 12 1X, No Screws, Japanned.....	11.00		
	88 12 1S, In Sets, Japanned.....	16.80		
96	**Hinges, Cast Iron, Double Acting** **Per Dozen Pairs**			
	18 12X, No Screws, Japanned.....	2.30		
96	**Hinges, Loose Pin Surface** **Per Dozen Pairs**			
	89 001X Bright, 3″x3″ No Screws, Wrought Steel	.95		
	89 12 1 Series, 3″x3″ Wrought Steel.....	1.20	1.50	1.70
	89 00 2X Bright, 2½″x2½″ No Screws, Wrt.Steel	.90		
	89 12 2 Series, 2½″x2½″ Wrought Steel.....	1.05	1.35	1.60
97	**Hinges, Show Case** **Per Dozen Pairs**			
	43 12 1X Series, No Screws, Wrought Steel.....	.75	.80	.90
	43 12 1 Series, Wrought Steel.....	.85	.90	1.00
	43 21 1X Series, No Screws, Wrought Brass.....		1.65	1.80
	43 21 1 Series, Wrought Brass.....		1.80	2.00
97	**Hinges, Show Case** **Per Dozen Pairs**			
	43 12 2X Series, No Screws, Wrought Steel.....	.85	.90	1.00
	43 12 2 Series, Wrought Steel.....	.95	1.00	1.10
	43 21 2X Series, No Screws, Wrought Brass.....		1.70	1.85
	43 21 2 Series, Wrought Brass.....		1.85	2.05
97	**Hinges, Show Case** **Per Dozen Pairs**			
	43 12 3X Series, No Screws, Wrought Steel.....	.90	1.10	1.15
	43 12 3 Series, Wrought Steel.....	1.00	1.15	1.30
98	**Hinges, Butterfly** **Per Dozen Pairs**			
	45 00 1X and 45 00 2X Bright No Screws, Wrought Steel.....	.40		
	45 16 1 and 45 16 2 Series, Wrought Steel.....		.60	.70
98	**Hinges, 2½″ Loose Pin Butt** **Per Dozen Pairs**			
	46 00 1X Bright, No Screws, Wrought Steel.....	.75		
	46 12 1 Series, Wrought Steel.....	.90	1.05	1.15
98	**Hinges, 2½″ Tight Pin Butt** **Per Dozen Pairs**			
	46 00 2X Bright, No Screws, Wrought Steel.....	.65		
	46 12 2 Series, Wrought Steel.....	.80	.95	1.05
99	**Hinges, Ornamental Surface** **Per Dozen Pairs**			
	44 20 6 and 44 20 7 Series, Wrought Steel.....		.75	.85
	44 21 6 and 44 21 7 Series, Wrought Brass.....		2.50	2.90
99	**Hinges, Ornamental Offset** **Per Dozen Pairs**			
	44 20 8 Series, Wrought Steel.....		.80	.90
	44 21 8 Series, Wrought Brass.....		2.60	2.95
100	**Hinges, Ornamental Surface** **Per Dozen Pairs**			
	44 20 1 and 44 20 2 Series Wrought Steel.....		.75	.85
101	**Hinges, Ornamental Surface** **Per Dozen Pairs**			
	44 20 3, 44 20 4, 44 20 5 Series, Wrought Steel..		.75	.85

See Front Page for Key to Finishes

Page		Group 1	Group 2	Group 3
102	**Hanger , Window Screen** **Per Gross Pairs**			
	77 12 1 Japanned	4.20		
	77 12 5 Japanned, Eyes Only	2.25		
	77 18 1 Cadmium		5.25	
	77 18 5 Cadmium, Eyes Only		2.65	
102	**Hangers, Half Window Screen** **Per Gross Pairs**			
	77 12 2 Japanned	4.20		
	77 18 2 Cadmium		5.25	
103	**Hangers, Screen Window** **Per Gross Pairs**			
	77 12 3 Japanned	4.50		
	77 12 6 Japanned Eyes Only	2.40		
	77 18 3 Cadmium		5.25	
	77 18 6 Cadmium, Eyes Only		3.70	
103	**Hangers, Storm Window and Screen** **Per Gross Pairs**			
	77 12 4 Japanned	5.25		
	77 12 7 Japanned, Eyes Only	3.15		
	77 18 4 Cadmium		6.30	
	77 18 7 Cadmium, Eyes Only		3.70	
104	**Holders, Card** **Per Gross**			
	56 20 1 Series, Wrought Steel		2.10	2.30
	56 20 2 Series, Wrought Steel		2.25	2.55
	56 21 1 Series, Wrought Brass		3.70	4.05
	56 21 2 Series, Wrought Brass		4.50	5.00
105	**Holders, Card** **Per Gross**			
	56 20 3 Series, Wrought Steel		2.65	2.90
	56 20 4 Series, Wrought Steel		7.35	8.10
	56 21 3 Series, Wrought Brass		5.25	5.80
	56 21 4 Series, Wrought Brass		18.90	20.80
106	**Holders, Card** **Per Gross**			
	56 20 5 Series, Wrought Steel		2.90	3.20
	56 20 6 Series, Wrought Steel		3.15	3.50
	56 21 5 Series, Wrought Brass		5.25	5.80
	56 21 6 Series, Wrought Brass		6.30	6.95
107	**Holders, Silk Toilet Paper** **Per Dozen**			
	57 16 1 Series, Wrought Steel	.65	.90	1.00
107	**Holders, Satin Toilet Paper** **Per Dozen**			
	57 16 2 Series, Wrought Steel	1.60	2.10	2.30
	57 25 2 Series, Wrought Brass		5.00	5.50
108	**Holders, Garage Door** **Per Dozen Holders**			
	30 12 Japanned	7.90		
108	**Holders, Universal Door** **Per Dozen**			
	58 20 1 Series, Wrought Steel		1.60	1.75
	58 21 1 Series, Wrought Brass		3.70	4.05
109	**Holders, Door, Junior** **Per Dozen**			
	58 14 2 Series, Wrought Steel	3.95	4.20	4.65
	58 21 2 Series, Wrought Brass		9.45	10.50
109	**Holders, Door** **Per Dozen**			
	58 14 3 Series, Wrought Steel	4.75	5.00	5.50
	58 21 3 Series, Wrought Brass		10.50	11.55
110	**Holders, Door, Lever** **Per Dozen**			
	58 20 4 Series, Malleable Iron		4.20	4.65
	58 20 5 Series, Malleable Iron		4.75	5.25
	58 21 4 Series, Cast Bronze and Brass		8.90	9.80
	58 21 5 Series, Cast Bronze and Brass		10.50	11.55

See Front Page for Key to Finishes

Page		Group 1	Group 2	Group 3
110	**Holders, Door, Lever** — **Per Dozen**			
	T58 27 4 Series, Cast Bronze & Brass Tumbled Finish		5.50	6.30
	T58 27 4 Series, Cast Bronze & Brass Tumbled Finish		6.80	7.50
	E58 27 4 Series, Cast Bronze & Brass Emery Finish		7.55	8.40
	E58 27 5 Series, Cast Bronze & Brass Emery Finish		8.80	9.70
111	**Hooks, Wire Coat and Hat** — **Per Gross**	2½″	3″	3½″
	Japanned	.71	.78	.98
	Coppered	.67	.74	.91
	Dull Black	.80	.85	1.05
	Cadmium	1.00	1.05	1.25
	Dull Brass	1.15	1.20	1.50
	Nickel	1.30	1.35	1.70
111	**Hooks, Wire Ceiling** — **Per Gross**		3″	
	Japanned		1.10	
	Coppered		1.05	
	Dull Black		1.15	
	Cadmium		1.70	
	Dull Brass		1.85	
	Nickel		2.00	
111	**Hooks and Eyes, Gate** — **Per Gross**			
	1½″ Bright	.75		
	2½″ Bright	1.15		
112	**Hooks, Single Hall** — **Per Gross**			
	8 12 1 Series, Cast Iron	10.00	11.05	12.10
113	**Hooks, Double Hall** — **Per Gross**			
	8 12 2 Series, Cast Iron	13.25	14.70	16.30
114	**Hooks, Wardrobe, Cast Iron** — **Per Gross**			
	8 12 3X Series, No Screws	3.00		
	8 12 3 Series, With Screws	3.15	3.40	3.80
114	**Hooks, Wardrobe, Cast Iron** — **Per Gross**			
	8 12 4X Series, No Screws	3.60		
	8 12 4 Series, With Screws	4.00	4.20	4.65
115	**Hooks, Cast Ceiling** — **Per Gross**			
	8 12 5 Series	4.75	5.00	5.50
115	**Hooks, Bathroom** — **Per Gross**			
	8 32 6, Nickel Plated			5.00
116	**Handles, Chest** — **Per Dozen Pairs**			
	99 12 1 Series, Wrought Steel	1.50	1.80	2.00
	99 12 2 Series, Wrought Steel	1.80	2.35	2.60
117	**Latches, Thumb** — **Per Dozen**			
	97 12 1 Series, Wrought Steel	3.15	3.65	
	97 12 2 Series, Wrought Steel	3.05	3.55	
117	**Latches, Mortise Knob** — **Per Dozen**			
	100 20 1 Series, Wrought Steel		1.70	1.90
117	**Latch Sets, Mortise Knob** — **Per Dozen**			
	100 20 2 Series, Wrought Steel		4.75	5.20
118	**Latch Sets, Mortise Screen Door** — **Per Dozen**			
	75 20 1 Series, Wrought Steel		3.40	3.95
	75 21 1 Series, Wrought Brass		7.35	8.10

See Front Page for Key to Finishes

Page		Group 1	Group 2	Group 3
119	**Latch Sets, Rim Screen Door** **Per Dozen**			
	76 20 1 Series, Wrought Steel		3.15	3.50
	76 21 1 Series, Wrought Brass		6.85	7.55
120	**Plates, Escutcheon** **Per Single Dozen**			
	69 20 1 Series, Wrought Steel		.65	.75
	69 20 2 Series, Wrought Steel		.95	1.05
	69 20 3 Series, Wrought Steel		1.85	2.05
	69 21 1 Series, Wrought Brass		1.40	1.60
	69 21 2 Series, Wrought Brass		2.65	2.90
	69 21 3 Series, Wrought Brass		4.15	4.55
120	**Knobs, Door** **Per Dozen Pairs**			
	101 20 1 Series, Wrought Steel		2.90	3.20
	101 21 1 Series, Wrought Brass		6.30	6.95
121	**Locks, Sash** **Per Gross**			
	40 12 0 Series, Wrought Steel	4.00	4.20	4.65
	40 21 0 Series, Wrought Brass		18.90	20.80
121	**Locks, Friction Sash** **Per Gross**			
	40 12 1 Series, Wrought Steel	4.00	4.20	4.65
122	**Lock and Lift, Sash** **Per Dozen**			
	41 18 0 Series, Wrought Steel		1.10	1.20
	41 21 0 Series, Wrought Brass		4.45	4.95
122	**Lifts, Beveled Edge Hook Sash** **Per Gross**			
	42 18 1 Series, Wrought Steel		1.60	1.75
	42 21 1 Series, Wrought Brass		5.80	6.40
123	**Lifts, Small Bevel Edge Flush Sash** **Per Gross**			
	53 18 1 Series, Wrought Steel		2.90	3.20
	53 21 1 Series, Wrought Brass		6.80	7.50
123	**Lifts, Large Bevel Edge Flush Sash** **Per Gross**			
	53 18 2 Series, Wrought Steel		3.15	3.50
	53 21 2 Series, Wrought Brass		7.10	7.90
124	**Lifts, Round Edge Flush Sash** **Per Gross**			
	53 18 3 Series, Wrought Steel		2.65	2.90
	53 21 3 Series, Wrought Brass		5.80	6.40
124	**Lifts, Plain Edge Flush Sash** **Per Gross**			
	53 18 4 Series, Wrought Steel		2.65	2.90
	53 21 4 Series, Wrought Brass		5.80	6.40
125	**Lifts, Cast Bar** **Per Gross**			
	50 18 4 Series, 4″		3.25	3.60
	50 18 5 Series, 5″		5.05	5.60
125	**Lifts, Round Bar** **Per Gross**			
	51 18 1 Series, Wrought Steel		6.30	6.95
	51 21 1 Series, Wrought Brass		15.25	16.80
126	**Lifts, 4½″ Wrought Steel Sash** **Per Gross**			
	52 12 1 Series, Wrought Steel	6.30	6.55	7.20
	52 21 1 Series, Wrought Brass		15.75	17.35
126	**Lifts, 6″ Wrought Bar Sash** **Per Gross**			
	52 12 2 Series, Wrought Steel	8.40	8.65	9.55
	52 21 2 Series, Wrought Brass		18.90	20.80
127	**Pulls, Cast Door** **Per Dozen**			
	98 20 1 Series, Cast Iron 7½″		3.70	4.05
	98 21 1 Series, Cast Brass 7½″		8.40	9.25
127	**Pulls, Cast Door with Machine Screws** **Per Doz.**			
	98 20 2 Series, Cast Iron 7½″		5.25	5.80
	98 21 2 Series, Cast Brass 7½″		10.00	10.95

See Front Page for Key to Finishes

Page		Group 1	Group 2	Group 3
128	**Pulls, Barn and Garage Door** **Per Dozen**			
	5 12 1 Series, Without Screws, Wrought Steel	.40	.45	
	5 12 2 Series, Without Screws, Wrought Steel	.70	.75	
	5 12 3 Series, Without Screws, Wrought Steel	1.60	1.85	
128	**Plates, Screen Door Pull** **Per Dozen**			
	95 20 1 Series, Wrought Steel		1.30	1.50
	95 21 1 Series, Wrought Brass		3.55	3.95
129	**Pulls, Small Box** **Per Gross**			
	6 12 1 Series, Wrought Steel	1.90	2.10	2.30
	6 21 1 Series, Wrought Brass		5.50	6.10
129	**Pulls, Large Box** **Per Gross**			
	6 12 2 Series, Wrought Steel	1.95	2.25	2.50
	6 21 2 Series, Wrought Brass		6.85	7.60
129	**Pulls, Cabinet** **Per Gross**			
	6 14 3 Series, Wrought Steel	2.20	2.65	2.90
	6 21 3 Series, Wrought Brass		8.10	8.95
130	**Pulls, Cast Cabinet** **Per Gross**			
	6 12 4 Series, Wrought Steel	5.80	6.30	6.95
130	**Pulls, Screen Door** **Per Gross**			
	6 12 5 Series, Wrought Steel	1.60	1.85	2.05
130	**Pulls, Finger** **Per Gross**			
	6 20 6 Series, Wrought Steel		1.60	1.75
	6 21 6 Series, Wrought Brass		3.30	3.70
131	**Pulls, Small Crescent Drawer** **Per Gross**			
	4 20 1 Series, Wrought Steel		2.40	2.70
	4 21 1 Series, Wrought Brass		6.85	7.55
131	**Pulls, Large Crescent Drawer** **Per Gross**			
	4 20 2 Series, Wrought Steel		2.50	2.75
	4 21 2 Series, Wrought Brass		6.85	7.55
132	**Pulls, Oval Drawer** **Per Gross**			
	4 20 3 Series, Wrought Steel		2.50	2.75
	4 21 3 Series, Wrought Brass		6.85	7.55
132	**Pulls, Square Back Plain Drawer** **Per Gross**			
	4 20 4 Series, Wrought Steel		2.50	2.75
	4 21 4 Series, Wrought Brass		6.85	7.55
132	**Pulls, Square Back Beveled Edge Drawer** **Per Gross**			
	4 20 5 Series, Wrought Steel		3.15	3.45
	4 21 5 Series, Wrought Brass		9.45	10.40
133	**Plates, Letter Box** **Per Dozen**			
	63 20 1 Series, Front & Back Plates, Wrought Steel		3.15	3.45
	63 20 2 Series, Front Plates Only, Wrought Steel		2.10	2.30
	63 20 3 Series, Back Plates Only, Wrought Steel		1.15	1.30
	63 21 1 Series, Front & Back Plates Wrought Brass		4.75	5.20
	63 21 2 Series, Front Plates only, Wrought Brass		3.40	3.80
	63 21 3 Series, Back Plates only, Wrought Brass		1.40	1.60
133	**Plates, Letter Box Not Lettered** **Per Dozen**			
	63 20 4 Series, Front & Back Plates, Wrought Steel		3.15	3.45
	63 20 5 Series, Front Plates only, Wrought Steel		2.10	2.30
	63 21 4 Series, Front & Back Plates, Wrought Brass		4.75	5.20
	63 21 5 Series, Front Plates only, Wrought Brass		3.40	3.80
134	**Plates, Mail Box** **Per Dozen**			
	64 20 1 Series, Front & Back Plates, Wrought Steel		5.25	5.80
	64 20 2 Series, Front Plates only, Wrought Steel		3.40	3.80
	64 20 3 Series, Back Plates only, Wrought Steel		1.90	2.10

See Front Page for Key to Finishes

Page		Group 1	Group 2	Group 3
134	**Plates, Mail Box (Continued)** **Per Dozen**			
	64 21 1 Series, Front & Back Plates, Wrought Brass		9.20	10.15
	64 21 2 Series, Front Plates only, Wrought Brass..		5.80	6.35
	64 21 3 Series, Back Plates only, Wrought Brass...		3.40	3.80
134	**Plates, Mail Box, Not Lettered** **Per Dozen**			
	64 20 4 Series,Front & Back Plates, Wrought Steel		5.25	5.80
	64 20 5 Series, Front Plates only, Wrought Steel...		3.40	3.80
	64 21 4 Series, Front & Back Plates, Wrought Brass		9.20	10.15
	64 21 5 Series, Front Plates only, Wrought Brass..		5.80	6.35
135	**Plates, Round Corner Push** **Per Dozen**			
	65 20 1 Series, 2¾"x9¾" Wrought Steel.....		1.10	1.20
	65 20 2 Series, 3½"x12 Wrought Steel.....		1.60	1.75
	65 21 1 Series, 2¾x9¾ Wrought Brass.....		3.00	3.30
	65 21 2 Series, 3½"x12 Wrought Brass.....		3.95	4.35
135	**Plates, Broad Bevel Push** **Per Dozen**			
	65 20 3 Series, 3 x10 Wrought Steel.....		1.20	1.35
	65 20 4 Series, 3½x12 Wrought Steel.....		1.70	1.90
	65 21 3 Series, 3 x10 Wrought Brass.....		3.15	3.50
	65 21 4 Series, 3½x12 Wrought Brass.....		4.20	4.65
136	**Plates, Broad Bevel Push Lettered** **Per Dozen**			
	66 20 3 Series, 3 x10 Wrought Steel.....		2.00	2.20
	66 20 4 Series, 3½x12 Wrought Steel.....		2.35	2.65
	66 21 3 Series, 3 x10 Wrought Brass.....		3.95	4.35
	66 21 4 Series, 3½x12 Wrought Brass.....		4.75	5.20
136	**Plates, Broad Bevel Push** **Per Dozen**			
	65 20 5 Series, 4x16 Wrought Steel.....		2.90	3.20
	65 21 5 Series, 4x16 Wrought Brass.....		6.30	6.95
136	**Plates, Broad Bevel Push, Lettered** **Per Dozen**			
	66 20 5 Series, 4x16 Wrought Steel.....		3.40	3.80
	66 21 5 Series, 4x16 Wrought Brass.....		6.85	7.50
137	**Plates, Round Corner Pull** **Per Dozen**			
	67 20 1 Series, 2¾x9¾ Wrought Steel.....		4.20	4.60
	67 20 2 Series, 3½x12 Wrought Steel		5.00	5.50
	67 21 1 Series, 2¾x9¾ Wrought Brass.....		8.40	9.25
	67 21 2 Series, 3½x12 Wrought Brass.....		12.60	13.85
137	**Plates, Broad Beveled Pull** **Per Dozen**			
	67 20 3 Series, 3 x10 Wrought Steel		5.00	5.50
	67 20 4 Series, 3½x12 Wrought Steel.....		5.60	6.35
	67 21 3 Series, 3 x10 Wrought Brass.....		9.45	10.40
	67 21 4 Series, 3½x12 Wrought Brass.....		13.65	15.00
138	**Plates, Broad Beveled Pull, Lettered** **Per Dozen**			
	68 20 3 Series, 3 x10 Wrought Steel.....		5.50	6.05
	68 20 4 Series, 3½x12 Wrought Steel.....		6.55	7.25
	68 21 3 Series, 3 x10 Wrought Brass.....		10.50	11.55
	68 21 4 Series, 3½x12 Wrought Brass.....		14.70	16.15
138	**Plates, Broad Beveled Pull** **Per Dozen**			
	67 20 5 Series, 4x16 Wrought Steel.....		8.95	9.80
	67 21 5 Series, 4x16 Wrought Brass.....		16.80	18.50
138	**Plates, Broad Beveled Pull, Lettered** **Per Dozen**			
	68 20 5 Series, 4x16 Wrought Steel.....		9.45	10.40
	68 21 5 Series, 4x16 Wrought Brass.....		17.35	19.40
139	**Sets, Basement Window** **Per Gross**			
	78 12 1 Japan, With One Bolt.....	14.15		
	78 18 1 Cadmium, With One Bolt.....		17.35	
139	78 12 2 Japan, With Two Bolts.....	17.85		
	78 18 2 Cadmium, With Two Bolts.....		21.00	

See Front Page for Key to Finishes

Page		Group 1	Group 2	Group 3
140	**Sets, Basement Window** **Per Gross**			
	78 12 3 Japan, With 2″ Butt Hinge	10.50		
	78 18 3 Cadmium, With 2″ Butt Hinge		12.60	
140	78 12 4 Japan, With 2½″ Butt Hinge	11.30		
	78 18 4 Cadmium, With 2½″ Butt Hinge		13.65	
141	**Sets, Basement Window** **Per Gross**			
	78 12 5 Japan, With 2″ Hinge	10.00		
	78 18 5 Cadmium, With 2″ Hinge		12.10	
141	78 12 6 Japan, With 2½″ Hinge	10.75		
	78 18 6 Cadmium, With 2½″ Hinge		12.85	
142	78 12 7 Japan, With 2″ Hinge	8.40		
	78 18 7 Cadmium, With 2′ 'Hinge		9.45	
142	**Turn Buttons** **Per Gross**			
	96 12 1 Series, Wrought Steel	.55	1.05	1.15
143	**Sets, Cabinet with Surface Hinges Per Dozen**			
	54 20 1 and 54 20 2 Series, Wrought Steel		1.55	1.70
144	**Sets, Cabinet with Surface Hinges Per Dozen**			
	54 20 3 and 54 20 4 Series, Wrought Steel		1.50	1.65
145	**Sets, Cabinet with Surface Hinges Per Dozen**			
	54 20 6 and 54 20 7 Series, Wrought Steel		1.50	1.65
	54 21 6 and 54 21 7 Series, Wrought Brass		3.15	3.45
145	**Sets, Cabinet with Offset Hinges Per Dozen**			
	54 20 8 Series, Wrought Steel		1.60	1.75
	54 21 8 Series, Wrought Brass		3.35	3.70
146	**Turns, Small Oval Cupboard** **Per Gross**			
	74 20 1 Series, Wrought Steel		8.15	8.95
	74 21 1 Series, Wrought Brass		23.10	25.20
146	**Turns, Large Oval Cupboard** **Per Gross**			
	74 20 2 Series, Wrought Steel		8.40	9.25
	74 21 2 Series, Wrought Brass		24.15	26.55
147	**Turns, Small Tee Cupboard** **Per Gross**			
	74 20 3 Series, Wrought Steel		8.15	8.95
147	**Turns, Large Tee Cupboard** **Per Gross**			
	74 20 4 Series, Wrought Steel		8.40	9.25
148	**Washers, Window Stop Screw** **Per Gross**			
	79 20 1 Series, Wrought Steel, Flat		.50	.55
	79 20 2 Series, Wrought Steel, Countersunk		.50	.55
	79 21 1 Series, Wrought Brass, Flat		1.05	1.15
	79 21 2 Series, Wrought Brass, Countersunk		1.05	1.15
149	**Window Stop Adjusters** **Per Gross**			
	79 20 3 Series, Wrought Steel		1.05	1.15
	79 21 3 Series, Wrought Brass		1.90	2.15
	79 21 4 Series, Wrought Brass, Iron Screws		1.75	1.95
150	**Springs, Perfection Door** **Per Gross**			

Nos.	1	2	3	4	5	6
Japan	2.75	3.05	3.40	3.80	4.50	5.50
Plated	7.80	8.20	8.50	8.90	9.55	10.50