TRIMCO
KE EDGE GUARD ORDER FORM

Product	KE SERIES I EDGE GUARD

PRODUCT PAGE

Trimco's KE Series Edge Guard order form must be filled out by the customer so that Trimco can engineer and manufacture the most accurately specified product to insure seamless installation when delivered. Send page 1 of the completed order form to your customer service representative for every different type of edge guard you require so that your order can be swiftly processed. See contact information at the bottom of the page. For more details on part number specification and to automatically generate a part number, see page 2. Additional reference information can be found on pages 3-5.

REQUIRED INFORMATION

CONTACT NAME _____ PHONE _____ E-MAIL _____ COMPANY _____

DATE _____ PROJECT NAME _____ DOOR TAG INFO _____ PO NUMBER _____ QUANTITY _____



KEM, Single Bend, Overlapping, Beveled Edge Guard

Bend Type: Single Bend
Length: _____
Overlapping: ☐ YES ☒ NO
Door Thickness: _____
Mortised: ☐ YES ☒ NO
Side of Door: LATCH/LOCKING
Beveled: ☐ YES ☒ NO
Handing: LH
Mounting: Standard
UL Option: None
Finish: 630, Satin Stainless Steel
Cut 1 Type: None
Cut 2 Type: None
Cut 3 Type: None

ADDITIONAL INFORMATION

*May not be required

Hinge Cutout
Number of Hinges: 0
Hinge Height: _____
H1 Dimension: _____
H2 Dimension: _____
H3 Dimension: _____
H4 Dimension: _____

Strike Cutout
S1 Dimension: _____

86 Mortise Lock Cutout
M1 Dimension: _____

161 Latch Bolt Cutout
L1 Dimension: _____

Flush Bolt (Hollow Metal) Cutout
F1 Dimension: _____
F2 Dimension: _____

Rectangular Cutout
Height: _____
Width: _____
Rx: _____
Ry: _____

Circular Cutout
Diameter: _____
Cx: _____
Cy: _____

Any Additional Cutouts
Add description of cutout and any relevent dimensions

_____

_____

Flush Bolt (Wood Door) Cutout
☐ Top
☐ Bottom

Additional Notes

Quotes | quotes@trimcohardware.com
Orders | csr@trimochardware.com – 323.262.4191

trimcohardware.com
©2022, Trimco. All rights reserved.

TRIMCO
KE EDGE GUARD ORDER FORM

To automatically gernerate a part number, enter the length into the form below, check one option from each nomenclature section, and then click on CREATE PART NUMBER at the bottom of the page.

KEA - 3300 - K S C2 . 630

X	Family	Description
☒	KEA	Single Bend, Non-Mortised, 90 Degree
☐	KEB	Single Bend, Non-Mortised, Beveled
☐	KEC	Double Bend, Non-Mortised, 90 Degree
☐	KED	Double Bend, Non-Mortised, Beveled
☐	KEE	Radius Bend, Non-Mortised
☐	KEF	Single Bend, Mortised, 90 Degree
☐	KEG	Single Bend, Mortised, Beveled
☐	KEH	Double Bend, Mortised, 90 Degree
☐	KEJ	Double Bend, Mortised, Beveled
☐	KEK	Radius Bend, Mortised
☐	KEL	Single Bend, Overlapping, 90 Degree
☐	KEM	Single Bend, Overlapping, Beveled
☐	KEN	Double Bend, Overlapping, 90 Degree
☐	KEP	Double Bend, Overlapping, Beveled
☐	KEQ	Radius Bend, Overlapping

Overall Length	
Please enter the overall length in inches to the nearest two decimal places:	_____

X	Finish	
☐	606	Satin Brass, Clear Coated
☐	610	Satin Brass, Blackened, Bright Relieved, Clear Coated
☐	613	Dark Oxidized Satin Bronze, Oil Rubbed
☐	628	Satin Aluminum, Clear Anodized
☒	630	Satin Stainless Steel
☐	SPEC	Special / Custom Fin

X	Number of Cuts	
☒	BLANK	None
☐	C1	Single Cut
☐	C2	Two Cuts
☐	C3	Three Cuts
☐	C4	Four Cuts

X	UL Option	
☒	BLANK	None
☐	S	Stamped UL
☐	L	Labelled UL Sticker

X	Mountin Type	
☒	BLANK	Standard
☐	A	Adhesive
☐	X	Torx
☐	K	Tek

CREATE PART NUMBER

Quotes | quotes@trimcohardware.com
Orders | csr@trimochardware.com – 323.262.4191

trimcohardware.com
©2022, Trimco. All rights reserved.

TRIMCO
KE EDGE GUARD ORDER FORM

Hinge Cutout Dimensions

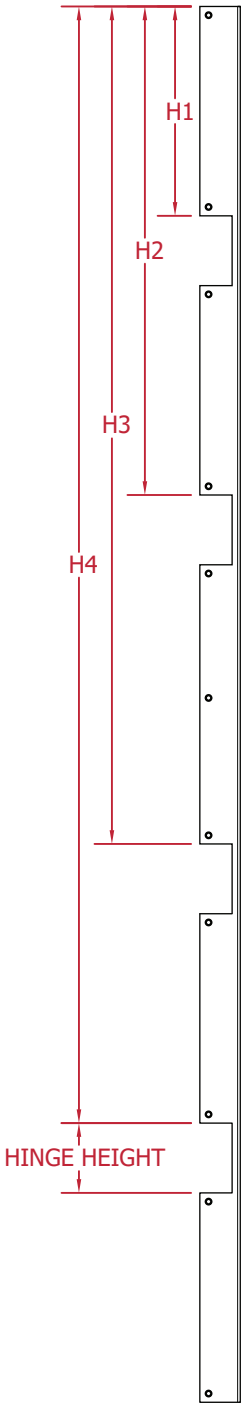

*FOR HINGE CUTOUTS, ALWAYS MEASURE FROM TOP OF EDGE GUARD TO TOP OF HINGE.

Rectangular/Circular/ Strike Cutout Dimensions

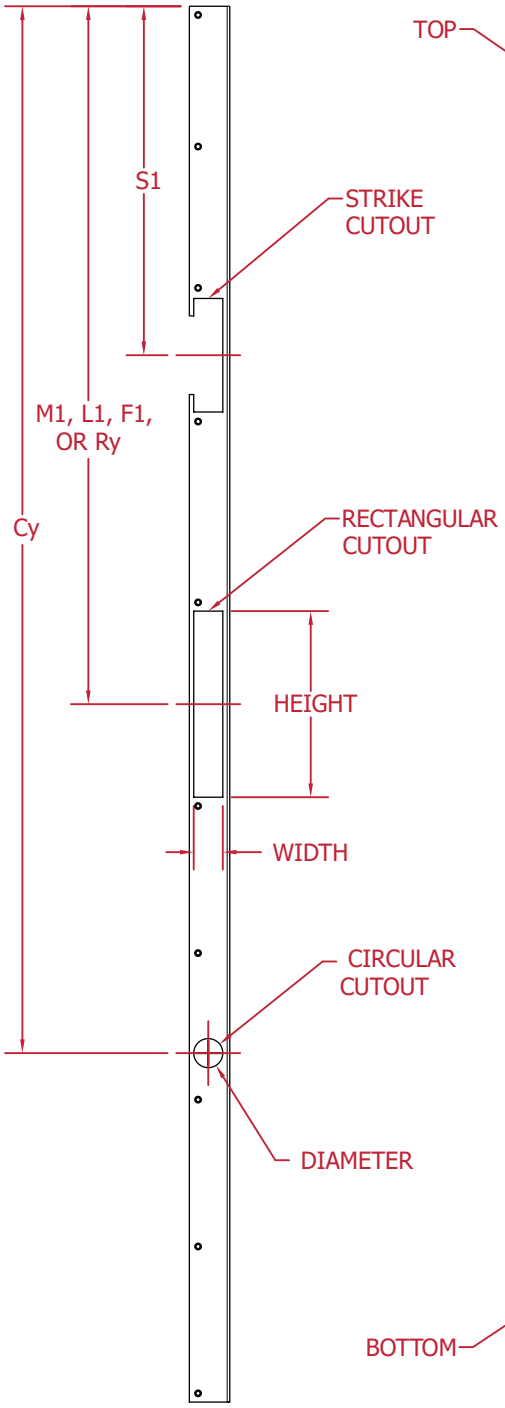

*FOR CUTOUTS SHOWN ABOVE, ALWAYS MEASURE FROM TOP OF EDGE GUARD TO THE CENTER OF CUTOUT.

Flush Bolt for Wood Door Cutout Dimensions

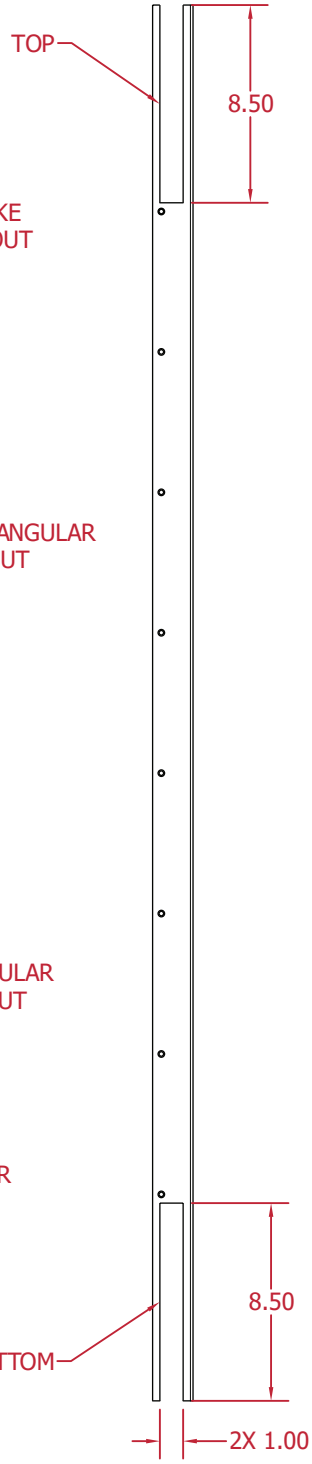

*SIZE OF CUTOUT IS SET FOR FLUSH BOLT CUTOUTS ON WOOD DOORS. ONLY NEED TO SPECIFY WHAT SIDE (TOP, BOTTOM, OR BOTH)

Quotes | quotes@trimcohardware.com

Orders | csr@trimochardware.com – 323.262.4191

trimcohardware.com
©2022, Trimco. All rights reserved.

TRIMCO

KE EDGE GUARD ORDER FORM

Standard Cutout Dimensions available by Trimco. Custom circular and rectangular cutouts are available when dimensions referenced on page 3 are supplied by customer. Note that cutouts on mortised type edge guards will have an additional 1/16" spacing along perimeter of cutout. For example: 161 strike total height will change to 3.88" because 1/16" is added to top and bottom.

161 Strike

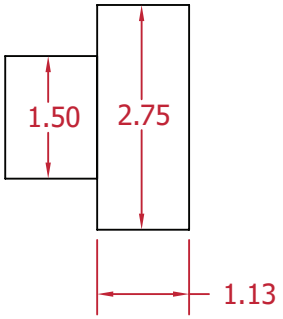

ASA Strike

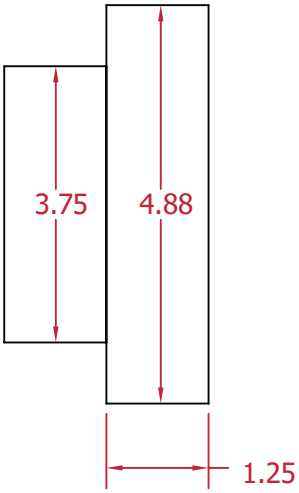

161 Latch Bolt

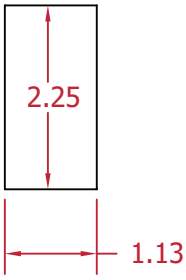

86 Mortise Lock

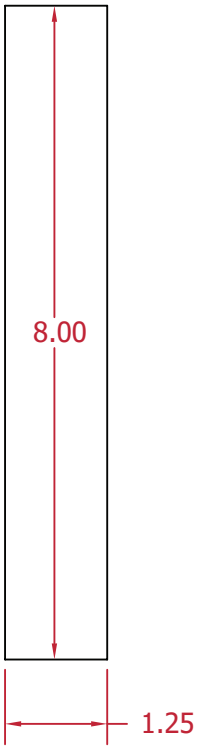

Flush Bolt for Hollow Metal Doors

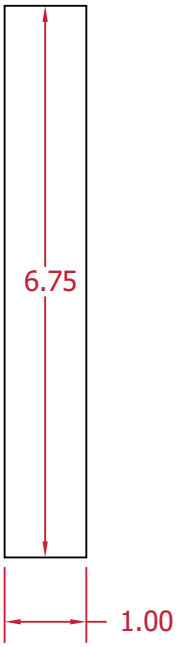

Flush Bolt for Wood Doors

Quotes | quotes@trimcohardware.com

Orders | csr@trimochardware.com – 323.262.4191

trimcohardware.com
©2022, Trimco. All rights reserved.

TRIMCO
KE EDGE GUARD ORDER FORM

Additional reference information.

Bend Types

Handing Guide

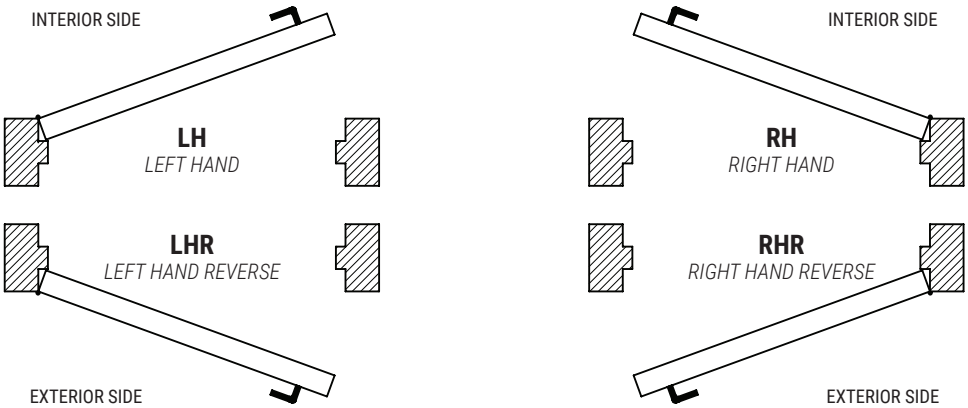

Available Profiles

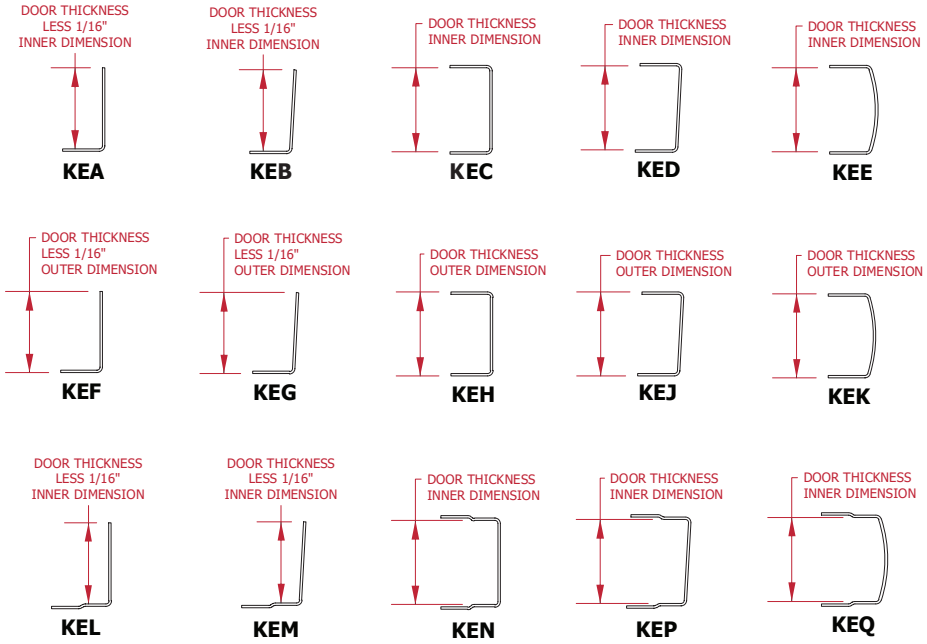

Family	Old Family
KEA	KE31-1, Non-Mortised
KEB	KE32-1, Non-Mortised
KEC	KE33-1, Non-Mortised
KED	KE33-2, Non-Mortised
KEE	KE34-1, Non-Mortised
KEF	KE31-1, Mortised
KEG	KE32-1, Mortised
KEH	KE33-1, Mortised
KEJ	KE33-2, Mortised
KEK	KE34-1, Mortised
KEL	KE35-1
KEM	KE36-1
KEN	KE37-1
KEP	KE37-2
KEQ	KE38-1

Quotes | quotes@trimcohardware.com
Orders | csr@trimochardware.com – 323.262.4191

trimcohardware.com
©2022, Trimco. All rights reserved.