

rayMAX ESP[®] SERIES

PELCO ESPRIT IR LIGHTING

RAYMAX ESP is a range of high performance Infra-Red illuminators designed specifically to work in conjunction with the Pelco Esprit (specific IR Lighting SMR model). The illuminators provide class leading performance, long life and ultra low maintenance. The units are designed to fit directly to the Pelco Esprit and allow for continuous 360° rotation.

The RAYMAX ESP has been specifically designed and tuned to provide the best possible night-time performance when used with the Esprit. The RAYMAX ESP is directly powered from the Esprit without the need for an additional PSU therefore reducing installation time and cost.

The unit is delivered with a purpose designed bracket to fit directly to the Esprit which ensures a fast and easy installation.

The RAYMAX ESP enables the Esprit to provide excellent night-time pictures in the most demanding installations up to a distance of 328ft (100m) when 2x RAYMAX ESP illuminators are used.

When used together, the Esprit and RAYMAX-ESP illuminator provide a cost-effective, purpose designed solution with all the performance benefits of the Esprit together with the enhanced night-time performance delivered by the RAYMAX-ESP illuminator.



PURPOSE DESIGNED FOR THE PELCO ESPRIT (SPECIFIC SMR MODEL)

- Designed to power directly from the Esprit
- No external PSU needed
- Allows full 360° continuous rotation
- Designed for quick and easy installation
- Colour matched to Esprit
- Provides full 24 hour surveillance
- Fast, easy installation

POWERFUL

- High Power
- Distances up to 328ft (100m) (with 2x units)

FLEXIBLE

- 10°, 30° or 50° options
- Powered directly from Esprit
- Adjustable power output

RELIABLE

- 10 year life
- Vandal Resistant Polycarbonate


CONTROLLED

- Even Output Illumination
- 850nm as standard

COMMAND AND CONTROL TECHNOLOGY™



RAYMAX ESP IN ACTION



rayTEC[®]



PLATINUM ADVANCED SMT LED TECHNOLOGY

PLATINUM illuminators integrate cutting-edge SMT LED technology, light intensification miniature optics (LIMO) and an enhanced Cool Running™ thermal management system into a single ultra high performance LED. The result is World leading power, reliability and flexibility.



ACTIVE LED LIFE CONTROL

All Raytec illuminators employ cutting edge materials science techniques to improve thermal efficiency throughout the unit and ensure continuity of LED power. The New Advanced Cool Running™ system draws heat away from the LEDs, shielding the LED from abnormal stress, and allows Raytec LED products to deliver outstanding performance and consistency of illumination throughout the operational life of the illuminator.



COMMAND AND CONTROL TECHNOLOGY

Command and Control technology provides photocell, photocell level adjustment and power adjustment functionality on the actual illuminator. This eliminates the need for a specialist external power supply.



VANDAL RESISTANT

The polycarbonate lens design protects against severe blows from crowbars, baseball bats and can even withstand successive shots from air pistols and rifles (range dependant).



ENERGY SAVING

All Raytec illuminators use high efficiency LED's and advanced control methods to deliver extremely low electrical consumption. Raytec illuminators are energy saving and deliver huge savings in running costs compared to traditional bulb illuminators.



HIGH DEFINITION LIGHTING


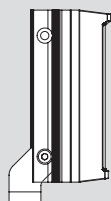
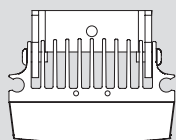
High Definition Lighting allows cameras to provide crystal clear, high signal images during the hours of darkness. The breakthrough in HD lighting is made possible with Raytec's high power LED technology delivering increased power on scene.

5 YEAR WARRANTY

All Raytec CCTV illuminators are provided with a 5 year warranty, unmatched anywhere in the CCTV lighting industry. Raytec illuminators provide guaranteed long life!



TECHNICAL SPECIFICATIONS



ILLUMINATOR & INTEGRATED PSU

<i>Max Distance:</i>	up to 328ft (100m)
<i>Angle:</i>	10, 30, or 50 degrees
<i>Optics:</i>	SMT LED's
<i>Consumption:</i>	12W max
<i>Input:</i>	12/24V AC/DC
<i>Voltage:</i>	13.5V current controlled
<i>Weight:</i>	1.0kg (2.2lbs)
<i>Environmental:</i>	IP66
<i>Temp Range:</i>	-50 to +50°C (-58 to 122°F)
<i>Colour:</i>	Matched to Esprit
<i>Wavelength:</i>	850 or 940nm
<i>Dimensions:</i>	135 x 100 x 63mm 5.25" x 4" x 2.5" approx

BRACKETRY

U Bracket included.

INTEGRATED COMMAND AND CONTROL TECHNOLOGY

- Inbuilt Photocell for automatic on/off operation
- Photocell level adjust
- Power adjust from 10-100%
- Telemetry connection for remote operation

PART CODES & DISTANCES

			1 UNIT	2 UNITS
RM50-ESP-10	RAYMAX 50 Esprit, 10°	850nm + Integrated PSU	230ft (70m)	328ft (100m)
RM50-ESP-30	RAYMAX 50 Esprit, 30°	850nm + Integrated PSU	131ft (40m)	184ft (56m)
RM50-ESP-50	RAYMAX 50 Esprit, 50°	850nm + Integrated PSU	92ft (28m)	128ft (39m)



Europe / Middle East: Tel: +44 (0) 1670 520055
Americas (Toll Free): Tel: +1 888 505 8335

Email: sales@rayteccctv.com
Email: ussales@rayteccctv.com
Web: www.rayteccctv.com