


DETENTION HARDWARE

Double Weight Concealed Ball Bearing Prison Hinges

BB855 – (ANSI A8381) – steel with welded pin. Phosphated and prime coated for painting

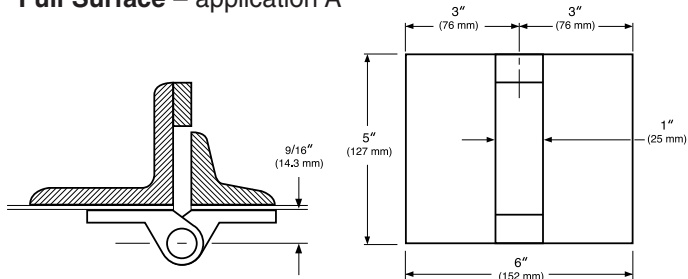
- For lead-lined doors to x-ray rooms and other exceptionally heavy doors
- Made of double weight steel capable of carrying doors weighing up to 800 lbs. (363 Kg)
(Based on a 3' x 7' door with 3 hinges)
- Each of the 2 concealed hardened steel races contains sixteen 1/8" (3.2mm) hardened and ground steel balls which are assembled within a jacket
- Concealed bearings are well lubricated insuring smooth, long lasting operation
- Rolled knuckles are welded and machined
- Typically made not swaged, no holes (application A) for full surface applications, or for full mortise (applications C) application. All other configurations are made to order

Provision has been made in the barrel of hinge for forced lubrication if further lubrication is necessary

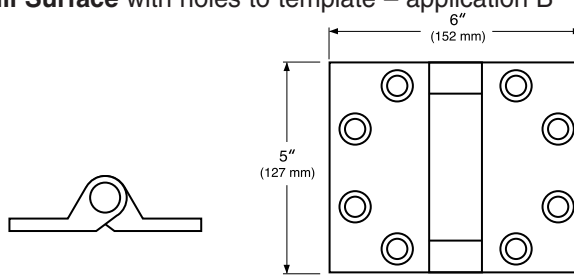


TYPICAL APPLICATIONS OF BB855

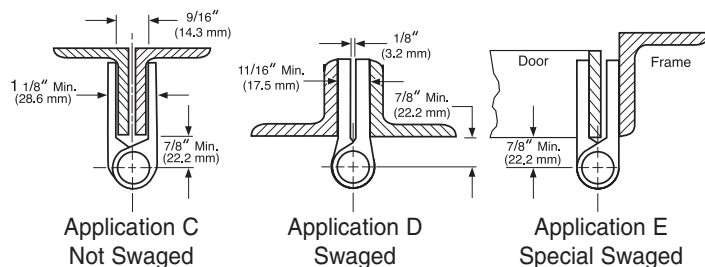
Regularly furnished blank no holes, not swaged for
Full Surface – application A



Full Surface with holes to template – application B

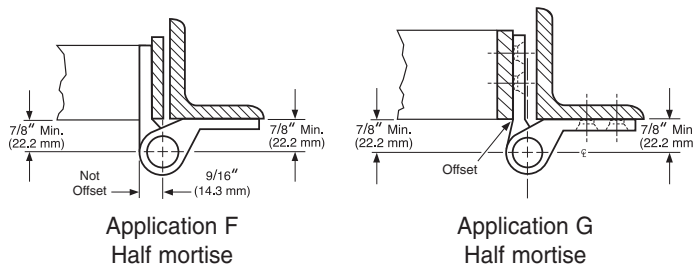


Full Mortise – applications



For all full mortise applications the center of barrel should be set 7/8" (22.2 mm) from door and frame so welded joints will clear. Leaves can be swaged apart any distance between 1/16" (1.6 mm) to 9/16" (14.3 mm)

Half Mortise



Variations of half mortise or half surface types can be obtained by further bumping or swaging of mortise leaf to accommodate any required construction. Specify hand when ordering

Furnished on order with holes and with machine screws, at additional cost.

When screw holes are required they are accurately punched to template.

If above details do not show your particular construction submit details and specifications.

No holes, not swaged for applications "A" or "C"	Catalog Number	USP/EDP Number	Length of Joint Inches (mm)	Width Open Inches (mm)	Gauge of Metal Inches (mm)	Diameter of Pin Inches (mm)	Quantity Per Carton	Carton Weight Lbs. (Kg)
	BB855	02 9468	5 (127)	6 (152)	9/32 (7.1)	1/2 (12.7)	2 Ea.	7 (3.2)