

New! SOSS Hercules Hinge®

The new SOSS Hercules Hinges® are ideal for doors of extreme weight or size. They can be used in place of standard model #218 or #220 invisible hinges when the use of fewer hinges is needed.

For example, a standard 80" tall, 36" wide, 1-3/4" door that weighs 150 lbs. normally needs four model #218 SOSS Invisible Hinges. With the SOSS Hercules Hinge® model #218H on this size door, only two hinges are required.

SOSS Hercules Hinges are currently available in three popular finishes; Satin Chrome (US26D), Satin Brass (US4), and Satin Nickel (US15).

For assistance with choosing the correct number of SOSS Hercules Hinges, please consult the factory.




Hinge #	Description	Door Material	Fire Rating*	Min. Door Thickness
218H	Solid alloy steel body & links, similar to model #218	Wood/Metal	2 Hour	1 3/4"
220H	Solid alloy steel body & links, similar to model #220	Wood/Metal	2 Hour	2"

*Rating is in accordance with BS EN 1634-1 standards. These hinges are not UL fire rated.

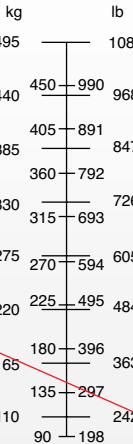
This sizing chart is intended for doors that exceed sizing chart on page 51.

Door Width in Inches and Millimeters



Example:
A 60" wide door weighing 300 lbs. would require four #218H or three #220H Hercules Hinges. The red line shows how the sizing and selection were determined from the sizing chart.

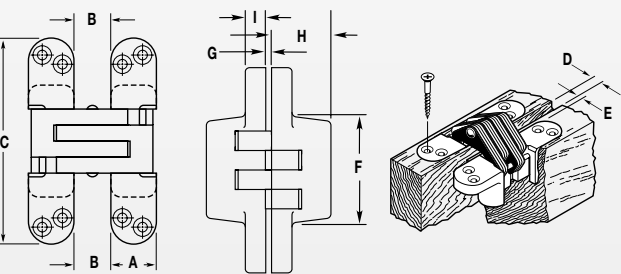
Hercules Hinge Door Weight in Pounds and Kilograms



Hinge Number	218H	220H
12	10	
11	9	
10	8	
9	7	
8	6	
7	5	
6	4	
5	3	
4	2	
3	1	
2		
Hinge Number	218H	220H

Dimension	218H	220H
A	1 1/8" (28.58 mm)	1 3/8" (34.93 mm)
B	55/64" (21.83 mm)	1 1/16" (26.99 mm)
C	4 39/64" (117.08 mm)	5 1/2" (139.70 mm)
D	23/64" (9.13 mm)	1/2" (12.70 mm)
E	1/4" (6.35 mm)	3/32" (7.14 mm)
F	27/16" (61.91 mm)	2 3/32" (75.41 mm)
G	1/16" (1.59 mm)	3/32" (2.38 mm)
H	1 4/64" (41.67 mm)	1 63/64" (50.40 mm)
I	13/32" (10.32 mm)	15/32" (11.91 mm)
Minimum Material Thickness	1 3/4" (44.45 mm)	2" (50.80 mm)
Wood Screw Sizes	#10 x 2 1/2"	#12 x 2 1/2"
Soft Wood Pilot Hole	No. 43	No. 38
Hard Wood Pilot Hole	No. 31	No. 25
Machine Screw Size	#10-24 x 3/4"	#12-24 x 1"
Hinge Weight	2.15 lbs	3.80 lbs.

KEY TO DIMENSIONS SHOWN IN CHARTS



All SOSS Hercules Hinges are shipped with the proper size wood and machine screws unless ordered without. Do not exceed "E" dimension.