

RCI Electronic Access Controls Product Catalog

Keypads & Readers



RCI Keypads & Readers

Using RFID technology, RCI readers interface with a wide range of electronic access control systems by complying with the Wiegand communication protocol.



Interface
26-Bit, Wiegand Output,
HID® & AWID® Supported



Environment
Rugged, Weather-
Resistant Design



Warranty
Lifetime Limited
Warranty



Access Control
Listed To UL 294

- Electronics are sealed in tamper and weather-resistant epoxy potting
- Includes black & beige snap-on covers

- Convenient plug-in wiring terminals
- Certifications: UL294 Listed for Access Control Unit Accessory, FCC, ICC, CE, ETL



5355R 125kHz Proximity Reader & Keypad Combo

Ideal for dual authentication or simple access via PIN or credential applications.
3"W x 4-5/8"H x 3/4"D
(76mm x 117mm x 19mm)



Energy
110mA¹, +5 – 16VDC




Frequency & Range
125kHz, Up to 5"
(127mm)²

How To Order

5355R

¹Max at 12VDC

²Using 1326R Proximity Card (Clamshell) with 12VDC at the reader



5395R 125kHz Proximity Reader

Compact design ideal for single gang wall-box applications.
3"W x 4-5/8"H x 3/8"D
(76mm x 117mm x 10mm)



Energy
110mA¹, +5 – 16VDC



Frequency & Range
125kHz, Up to 6-1/2"
(165mm)²

How To Order

5395R



6005R 125kHz Mullion Proximity Reader

Slim design ideal for areas with minimal surface space to mount.
1-11/16"W x 3-3/16"H x 11/16"D
(43mm x 80mm x 17mm)



Energy
110mA¹, +5 – 16VDC



Frequency & Range
125kHz, Up to 5"
(127mm)²

How To Order

6005R

RCI Keypads & Readers



1326R 125kHz Proximity Clamshell Card

Passive proximity cards and fobs for physical access control.
2-3/16"W x 3-3/8"H x 1/16"D
(56mm x 86mm x 1.5mm)



Interface
26-Bit, Wiegand,
HID® & AWID®
Supported



Frequency & Range
125kHz
Up to 6-1/2" (165mm)¹

- Up to 5-1/2" (140mm) read range
- Off-white finish
- Made of ABS
- Lifetime limited warranty

¹Using 5395R Proximity Reader at 12VDC



1386R 125kHz Proximity Printable Card

Passive proximity cards and fobs for physical access control.
2-1/16"W x 3-3/8"H x 1/32"D
(53mm x 86mm x 0.79mm)



Interface
26-Bit, Wiegand,
HID® & AWID®
Supported



Frequency & Range
125kHz
Up to 6-1/2" (165mm)¹

- Up to 5" (127mm) read range
- Glossy white finish
- Made of PVC
- 1 year limited warranty

¹Using 5395R Proximity Reader at 12VDC



1314R 125kHz Proximity Thick Printable Card

Passive proximity cards and fobs for physical access control.
2-1/16"W x 3-3/8"H x 1/16"D
(53mm x 86mm x 1.17mm)



Interface
26-Bit, Wiegand,
HID® & AWID®
Supported



Frequency & Range
125kHz
Up to 6-1/2" (165mm)¹

- Up to 6-1/2" (165mm) read range
- Glossy white finish
- Made of PVC
- Lifetime limited warranty

¹Using 5395R Proximity Reader at 12VDC



1346R 125kHz Proximity Fob

Passive proximity cards and fobs for physical access control.
1-1/2"W x 1-3/16"H x 1/8"D
(38mm x 30mm x 3.8mm)



Interface
26-Bit, Wiegand,
HID® & AWID®
Supported



Frequency & Range
125kHz
Up to 6-1/2" (165mm)¹

- Up to 4-1/2" (114mm) read range
- Gray finish
- Made of ABS
- Lifetime limited warranty

¹Using 5395R Proximity Reader at 12VDC

How To Order

Card Type					Quantity	
26	-Clamshell				10	-10 Pack
86	-Printable				25	-25 Pack
14	-Thick Printable				50	-50 Pack
46	-Fob					
13		R	-			
				H		-Certain HID®
				A		-Certain AWID®
						Supported Data Protocol¹

¹RCI protocol standard, must specify HID® or AWID® if required

RCI Keypads & Readers

9325 Keypads

Single door standalone access control solution for surface-mount applications.

2-3/4"W x 4-1/2"H x 1-5/32"D (70mm x 114mm x 29mm)



Energy
200mA Max
12VDC



Environment
Rugged, Weather-
Resistant
Model Available



Warranty
2 Year Limited
Warranty



Mode
Field-Selectable
Fail-Safe & Fail-Secure



Users
Supports Up To 120
Users

- Supports up to 120 users
- EEPROM memory ensures programming remains intact when unit is not powered
- Secure access codes (4-8 digits)
- Backlighting (can be disabled)
- Silent mode (audible annunciation of key presses can be disabled)
- Programmable lockout
- Variable output time delay (1-60 sec.)
- Input trigger for request-to exit or other open circuit contact
- Black finish

How To Order

Type

i -Interior
iLW -Interior or Exterior
Illuminated

9212









RCI Keypads & Readers



9212i Keypad

Single door standalone access control solution for single gang flush mount applications.
For interior use.
2-3/4"W x 4-1/2"H x 1-1/4"D (70mm x 114mm x 32mm)

	Energy 45mA ¹ Field-Selectable 12-24VAC/VDC		Environment Rugged, Weather-Resistant Model Available
	Warranty 2 Year Limited Warranty		Mode Field-Selectable Fail-Safe & Fail-Secure
	Interface EEPROM Memory		Users Supports Up To 120 Users

- Four independent outputs (assignable by code) and timers
- All outputs programmable for latched or timed operation
- Supports up to 120 users
- EEPROM memory ensures programming remains intact when unit is not powered
- Single gang flush-mount design
- Secure access codes (4-8 digits)
- Silent mode (audible annunciation of key presses can be disabled)
- Electronics mounted on back of keypad
- Input trigger for request-to exit or other open circuit contact
- Three LED's to indicate status and provide user with visual PIN entry confirmation
- Red/Green LED's indicates relay status
- Stainless steel faceplate







How To Order

Type	
i	-Interior
e	-Exterior
9325	



9212iLW Illuminated Keypad

Single door standalone access control solution for single gang flush mount applications.
For interior or exterior use.
3-3/8"W x 5-1/8"H x 5/8"D (86mm x 130mm x 16mm)

	Energy 198mA ¹ Auto-Sensing 12-24VAC/VDC		Environment Rugged, Weather-Resistant Model Available
	Warranty 2 Year Limited Warranty		Mode Field-Selectable Fail-Safe & Fail-Secure
	Interface EEPROM Memory		Users Supports Up To 120 Users

- Backlit, hardened keys
- Heavy chrome plated trim ring
- Key press feedback via sounder and yellow LED
- Built-in assignable sounder
- Programmable lockout• Supports up to 120 users
- EEPROM memory ensures programming remains intact when unit is not powered
- Single gang flush-mount design
- Secure access codes (4-8 digits)
- Silent mode (audible annunciation of key presses can be disabled)
- Electronics mounted on back of keypad
- Input trigger for request-to exit or other open circuit contact
- Three LED's to indicate status and provide user with visual PIN entry confirmation
- Red/Green LED's indicates relay status
- Stainless steel faceplate

How To Order

Type	
i	-Interior
iLW	-Interior or Exterior Illuminated
9212	

RCI Keypads & Readers



9321 Easy Read-Prox® Slimline Reader Reader + Controller

Two separate components, single-door standalone access control solution for surface or mullion mount for interior or exterior use.
1-1/2"W x 3-1/16"H x 1/2"D (38mm x 78mm x 12.7mm)



Energy
1,000mA¹
12VDC



Environment
Rugged, Weather-
Resistant Design



Warranty
2 Year Limited Warranty



Read Range
Up To 2-3/8" (60mm)²



Mode
Field-Selectable
Fail-Safe & Fail-Secure



Users
Supports Up To
10,000 Users

¹Max

²Using 932-10CP Card, 1-9/16" (40mm) using 932-10KP Fob

- Easy to install
- Supports up to 10,000 users
- Aesthetically pleasing surface or mullion mount design
- Access validation – Silent3/Audible/Visual
- Deny access without retrieving user's card or fob
- No separate programmer required
- Input trigger for request-to exit or other open circuit contact
- Includes black snap-on cover
- Proximity cards and fobs are available in packs of 10 (sold separately)

How To Order

Type

0	–Reader + Controller (One Self-Contained Unit)
1	–Reader + Controller (Two Separate Components)
1SPB	–Reader Only (No Control Board)


932

Accessories

Model	Description
932-10CP	Encoded card starter pack, 10 pack, includes wallet and programming cards
932-10KP	Encoded fob starter pack, 10 pack, includes wallet and programming cards

³Does not apply to 9321.

RCI Keypads & Readers









9322 Easy Read-Prox® Micro Reader Reader + Stand Alone

One self-contained unit, single door standalone access control solution for flush mount applications for interior or exterior use. 1-3/16" W x 1-7/8" H x 5/16" D (29.5mm x 48mm x 8.5mm)

9323 Easy Read-Prox® Micro Readers Reader + Controller

Two separate components, single door standalone access control solution for flush mount applications for interior or exterior use. 1-3/16" W x 1-7/8" H x 5/16" D (29.5mm x 48mm x 8.5mm)

	Energy 1,000mA ¹ 12VDC		Environment Rugged, Weather- Resistant Design		Warranty 2 Year Limited Warranty		Read Range Up To 2-3/8" (60mm) ²
	Mode Field-Selectable Fail-Safe & Fail-Secure		Users Supports Up To 10,000 Users				

¹Max

²Using 932-10CP Card, 1-9/16" (40mm) using 932-10KP Fob

- Easy to install
- Supports up to 10,000 users
- Aesthetically pleasing flush mount design
- Access validation – Silent3/Audible
- Deny access without retrieving user's card or fob
- No separate programmer required
- Input trigger for request-to-exit or other open circuit contact
- Includes black snap-on cover
- Proximity cards and fobs are available in packs of 10 (sold separately)

How To Order

Type	
2	–Reader + Controller (One Self-Contained Unit)
3	–Reader + Controller (Two Separate Components)
3MP	–Reader Only (No Control Board)
932	

Accessories

Model	Description
932-10CP	Encoded card starter pack, 10 pack, includes wallet and programming cards
932-10KP	Encoded fob starter pack, 10 pack, includes wallet and programming cards

³9322 only. Does not apply to 9323.

dormakaba Canada Inc.
65 Struck Court
Cambridge, ON Canada N1R 8L2
Tel: 800-265-6630
sales_RCI@dormakaba.com

www.dormakaba.us