

Markar FS902 Flush Full Surface Hinge

Standard Features

Spring-Loaded Barrel Type Hinge
 .25" diameter stainless steel pin with
 stainless steel spring mechanism
 Torx tip cap to adjust spring tension
 Split nylon bearings

Material
 Heavy-duty 14 gauge stainless steel
 Covers - extruded aluminum

Finishes
 US32D Satin Stainless Steel (630)
 Covers - Brushed Aluminum
 Torx Adjusting Screw
 Adjust tension on door to close
 tightly for out-swinging ADA
 compliance
 Mounting Hardware
 1/4" x 20 pan head machine
 screws
 Concealed by cover caps

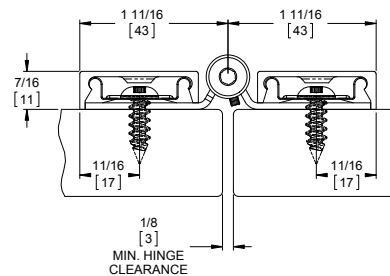
Capacity
 Close door weighing up to 80 lbs.
 Sizes
 54", 57"
 Non-Handed
 Use the same hinge for right- or
 left-handed doors
 For Doors over 3'0" consult factory
 USA patent no. 4823437
 Canadian patent no. 1303804

Optional Features

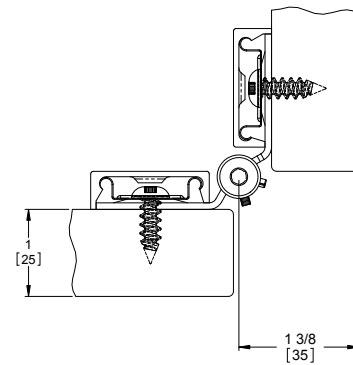
Finishes
 US32 Bright Stainless Steel (629)
 Scratch-Resistant Powder Coated Paint
 Fasteners
 Tamper-proof security screws

Ideal for damp or corrosive
 environments, Markar's stainless steel
 toilet partition hinge adds years of life
 to your high-quality partition.

Other Features
 Custom lengths - Custom sizes
 24" to 72" available
 Custom hole pattern



Door Closed



Door Open 90°

Markar FS910 Flush Full Surface Hinge

Standard Features

Spring-Loaded Barrel Type Hinge
 .25" diameter stainless steel pin with
 stainless steel spring mechanism
 Torx tip cap to adjust spring tension
 Split nylon bearings

Material
 Heavy-duty 14 gauge stainless steel
 Finishes
 US32D Satin Stainless Steel (630)

Torx Adjusting Screw
 Adjust tension on door to close
 tightly for out-swinging ADA
 compliance
 Mounting Hardware
 Custom 12-24 x 11/16" S.S Phillips
 Flat Head Undercut TEK Screws
 Capacity
 Close door weighing up to 80 lbs.

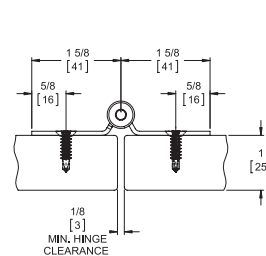
Sizes
 54", 57"
 Non-Handed
 Use the same hinge for right- or left-
 handed doors
 For Doors over 3'0" consult factory
 USA patent no. 4823437
 Canadian patent no. 1303804

Optional Features

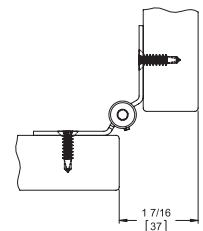
Finishes
 US32 Bright Stainless Steel (629) Scratch-
 Resistant Powder Coated Paint
 Fasteners
 Tamper-proof security screws

Other Features
 Custom lengths - Custom sizes
 24" to 72" available Custom hole
 pattern

Ideal for damp or corrosive
 environments, Markar's stainless steel
 toilet partition hinge adds years of life
 to your high-quality partition.



Door Open



Door Open

ASSA ABLOY

The global leader in
 door opening solutions

800-824-3018 | www.markar.com
 Check the web site for the up-to-date catalog

Copyright © 2015-2017, Pemko Manufacturing Co., an ASSA ABLOY Group company. All rights reserved.
 Reproduction in whole or in part without the express written permission of Pemko Manufacturing Co. is prohibited.