

Securitron® GL1 Gate Lock

*Electromechanical gate solution
offers one ton of holding power*



The heavy duty GL1 Electromechanical Gate Lock provides weather-resistant access control for a wide range of gate applications.

The GL1 provides 2,000 lbs of holding force for electrical and manually operated indoor or outdoor gates where preload is a concern. Ideal for swinging or sliding vehicle, pedestrian, or stock gate access control.

Mortise Spacer Guide

Cylinder Length	Spacer Required
1"	1/4"
1-1/8"	3/8"
1-1/4"	1/2"

Features

Standard Features

- 2,000 lbs holding force
- Operates under preload up to 100 lbs
- Automatic dual-voltage—no field adjustment required
- Accepts a standard mortise cylinder with Adams Rite MS cam for manual key override (not included, see spacer guide below)
- Self-aligning receiver (+/- 1/2" horizontally) helps compensate for gate misalignment and sag
- Tamper resistant cast housing
- Optional latch status monitor
- Surface mount
- MagnaCare® lifetime replacement, no fault, no questions asked warranty

Optional Features

- **FL** Fail locked
- **FS** Fail safe
- **M** Monitoring option

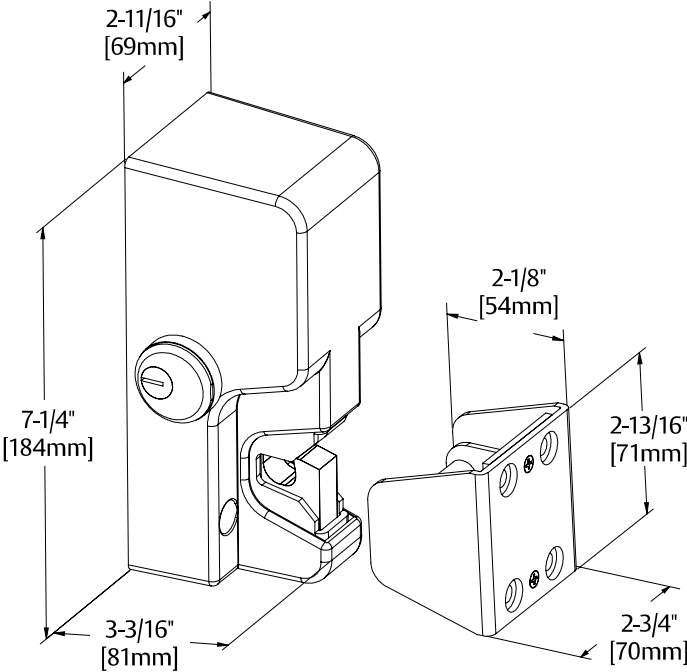


MagnaCare
Warranty



Auto Sensing
Dual Voltage
12/24

Dimensions



Specifications

Dimensions

- 2-3/4"L x 7-1/4"W x 3-1/4"D

Electrical

- 12 Volts Initial (Peak): (~1.0 sec.) at 870 mA - Reduced: 290 mA
- 24 Volts Initial (Peak): (~1.0 sec.) at 720 mA - Reduced: 170 mA

Holding Force

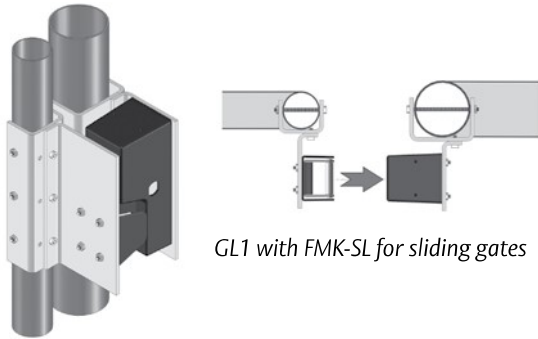
- 2,000 lbs [907kg]

Operating Temperature

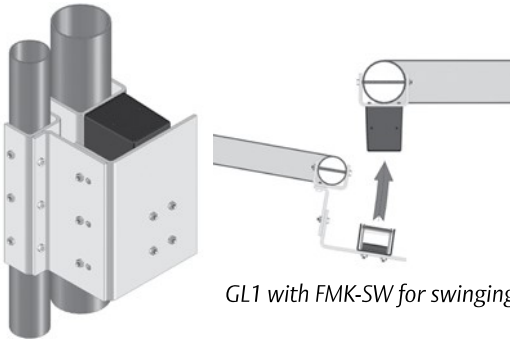
- -58 to +167F [-50 to +75C]
- Indoor or outdoor use

Shipping Weight

- 6 lbs [2.72kg]



GL1 with FMK-SL for sliding gates



GL1 with FMK-SW for swinging gates

How to Order

Model Series	Lock Fail State	Monitoring Options
GL1	- FS	M
GL1	FL Fail Locked (Fail Secure)	(blank) No Monitoring
	FS Fail Safe	M Monitored