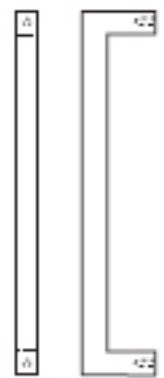


These tubular square and rectangular pulls offer a narrow profile and clean lines. Two shapes in two designs allow one to scale a pull to any size opening. Custom sizes available.

**GeoMetek™**  
*narrow profile pulls*



**Square End Pull**

Pull No.	Material	CTC
RM7900	¾" x ¾"	6", 8", 11", 16"

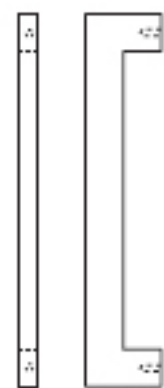
Up to 48" CTC available.



**Square Bridge Pull**

Pull No.	Material	CTC
RM7902	¾" x ¾"	6", 8", 11", 16"

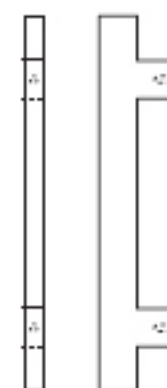
Up to 48" CTC available.



**Rectangular End Pull**

Pull No.	Material	CTC
RM7910	¾" x 1½"	11", 16", 20"

Up to 96" CTC available.

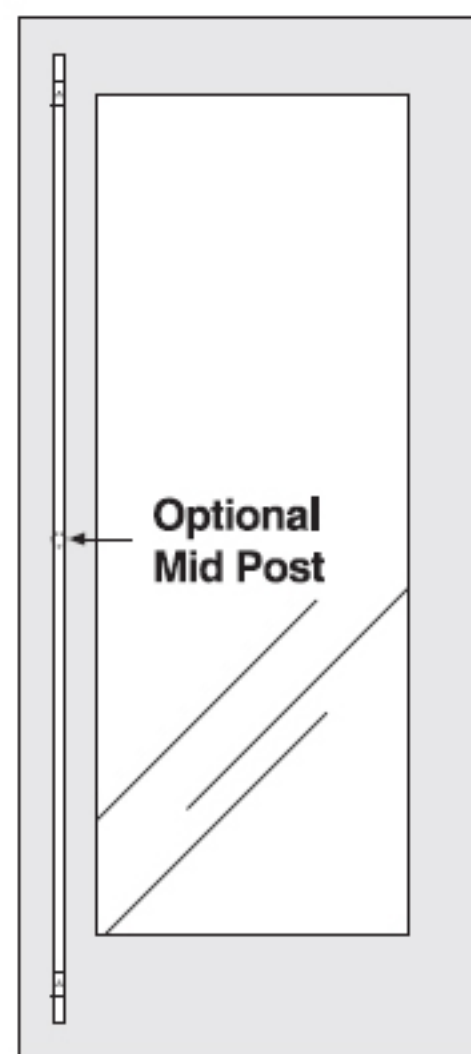
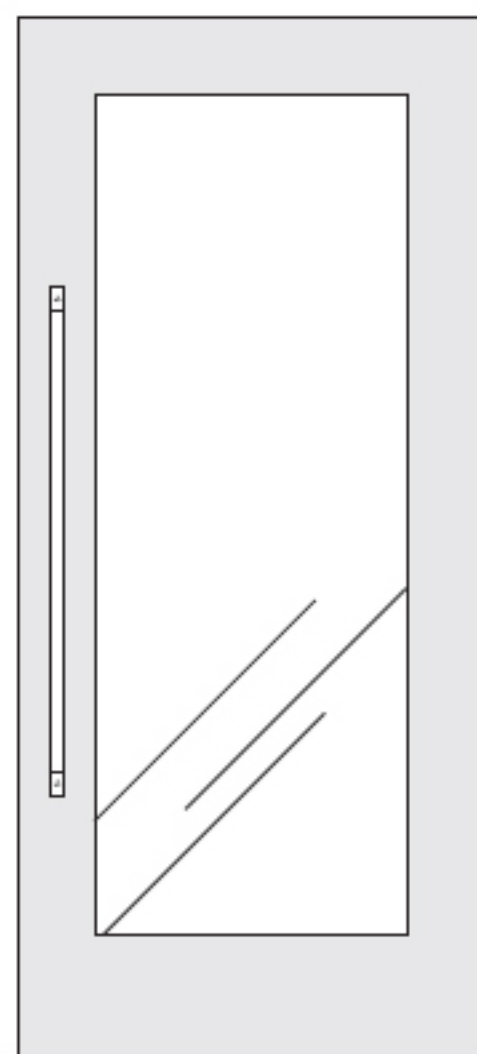
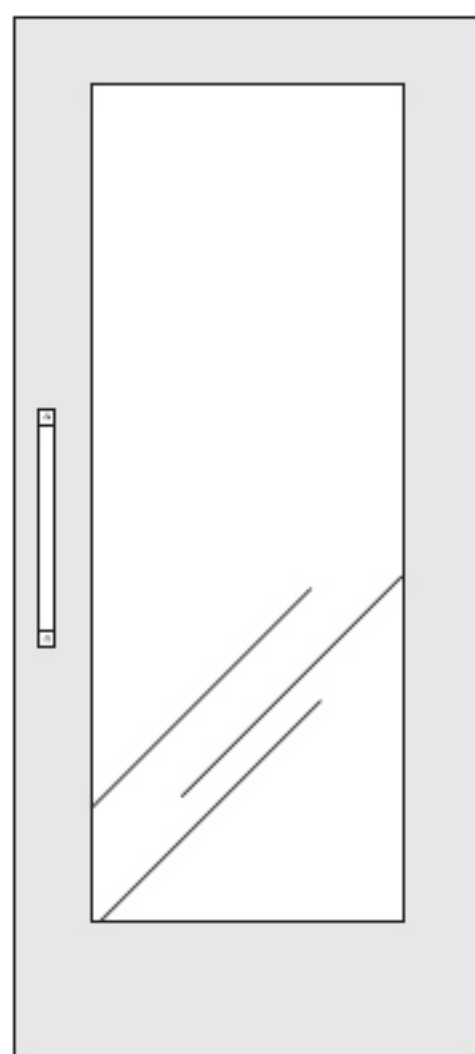


**Rectangular Bridge Pull**

Pull No.	Material	CTC
RM7912	¾" x 1½"	11", 16", 20"

Up to 96" CTC available.

**Application Suggestions**



**Base Metal:** Stainless steel

**Options:**

- For optional mid-post, suffix the product number with MP" (example: RM7910MP).
- Over 96" available on select finishes.