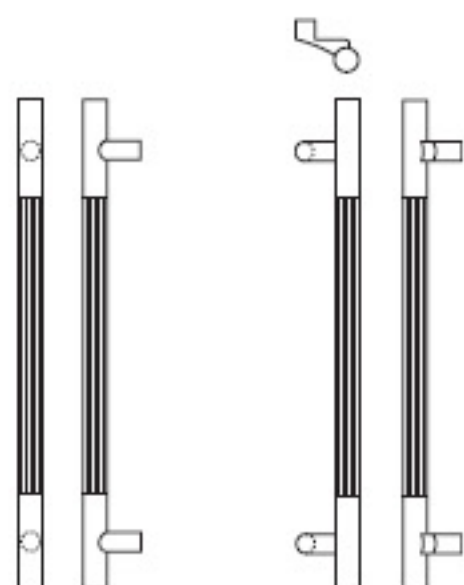


The crisp appearance of LineaMax creates a beautiful long door pull. Two post mounted styles — one with solid smooth ends and the other fully grooved are available in both straight and offset versions with any length required.

## LineaMax™ long grooved pulls

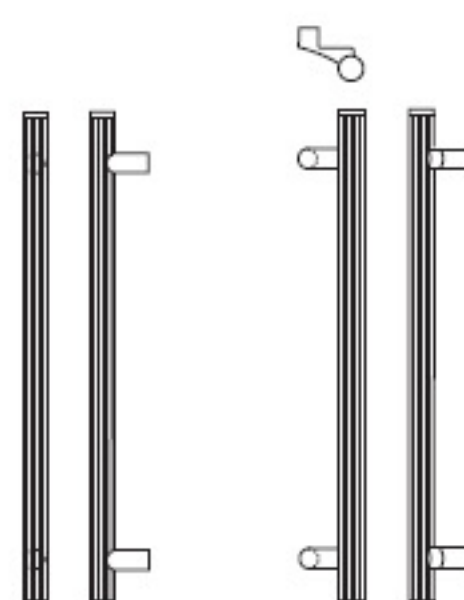


### Straight Pulls - Square Ends

Pull No.	Diameter	CTC
RM3701	1¼"	36" to 96"
RM3702	1½"	36" to 96"

### Offset Pulls - Square Ends

Pull No.	Diameter	CTC
RM3711	1¼"	36" to 96"
RM3712	1½"	36" to 96"

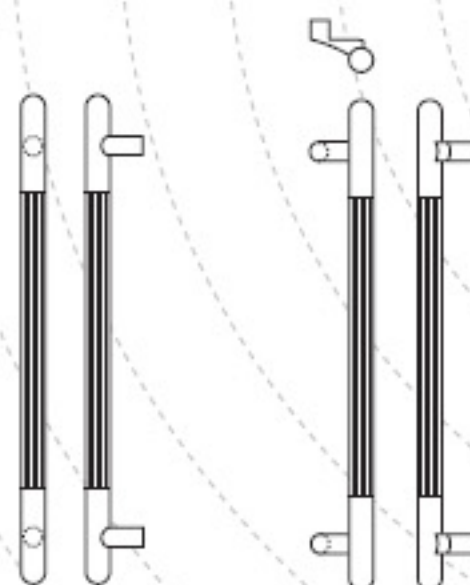


### Straight Pulls - Square Ends

Pull No.	Diameter	CTC
RM3721	1¼"	36" to 96"
RM3722	1½"	36" to 96"

### Offset Pulls - Square Ends

Pull No.	Diameter	CTC
RM3731	1¼"	36" to 96"
RM3732	1½"	36" to 96"

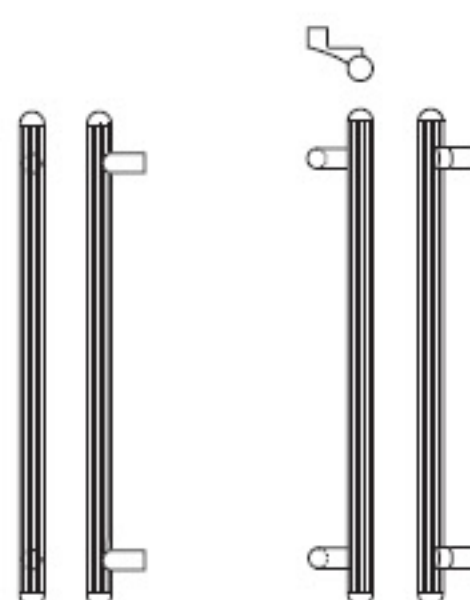


### Straight Pulls - Round Ends

Pull No.	Diameter	CTC
RM3751	1¼"	36" to 96"
RM3752	1½"	36" to 96"

### Offset Pulls - Round Ends

Pull No.	Diameter	CTC
RM3761	1¼"	36" to 96"
RM3762	1½"	36" to 96"



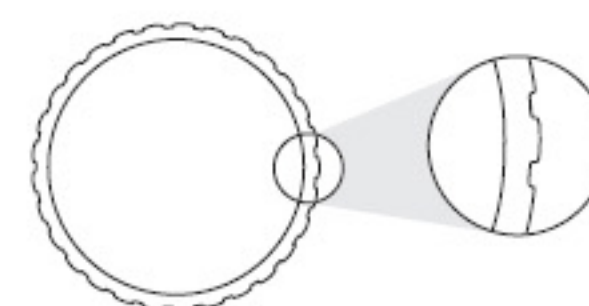
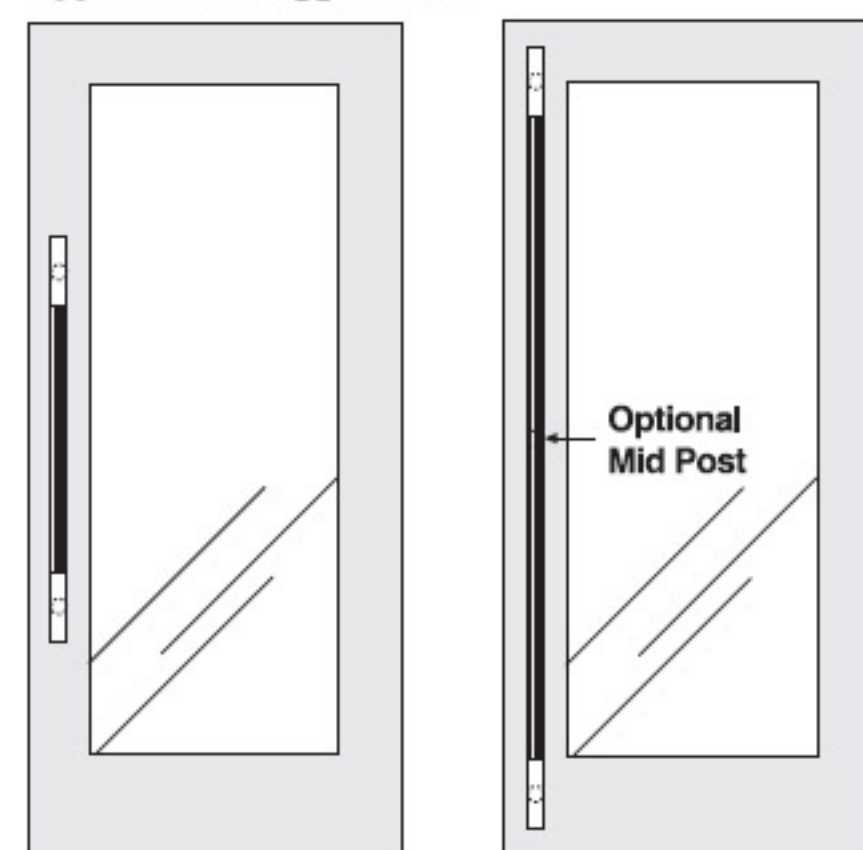
### Straight Pulls - Round Ends

Pull No.	Diameter	CTC
RM3771	1¼"	36" to 96"
RM3772	1½"	36" to 96"

### Offset Pulls - Round Ends

Pull No.	Diameter	CTC
RM3781	1¼"	36" to 96"
RM3782	1½"	36" to 96"

### Application Suggestions



Tube Detail

**Base Metal:** Brass, bronze, stainless steel

**Options:**

- For optional mid-post, suffix the product number with "MP" (example: RM3721MP).
- Over 96" available on select finishes.

© 2001 & 2006 Rockwood Manufacturing Company