

1

2

3

4

A

A

B

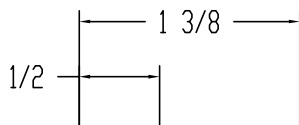
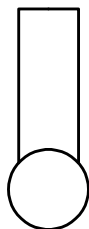
B

C

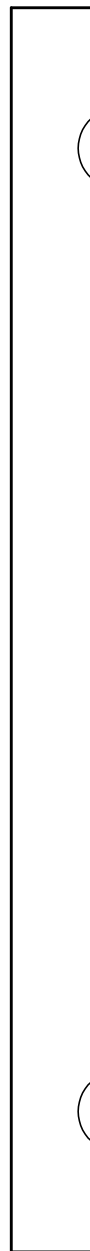
C

D

D



7 3/4



7/8

6

7/8

.393D

Notes:

92 Each Req'd
Type 1 (#8-32) mtg

1. 3/4" Thick Door
- 2.

* Critical Dimension

Drawing
Complies with
ANSI
Y14.5M-1994

DWG Size:

A

Scale:

NTS

Projection:

Third Angle



Dimensions are in inches:
Fractional $\pm 1/32$
Angular $\pm 1^\circ$
One place decimal $\pm .03$
Two place decimal $\pm .01$
Three place decimal $\pm .005$

surface finish

63

Material:

x

Finish:

BSP

Do Not Scale DWG

Notice to persons receiving this drawing and/or technical information: Assa Abloy claims proprietary rights to the material disclosed hereon. This drawing and/or technical information is issued in confidence for engineering information only and may not be reproduced or used to manufacture anything shown or referred to hereon without the direct written permission from Assa Abloy to the user. This drawing and/or technical information is the property of Assa Abloy and is loaned for mutual assistance to be returned when its purpose has been served.

Drawn by Date:

S.K. 07-28-2023

Checked by Date:

X

Description:

RM1200 SMALL POST MOUNT PULL

DWG/Part:

SK233240

Customer/Job-PO:

Architectural Builders Supply / 122376

Sheet:

1 of 1

ROCKWOOD®**ASSA ABLOY**

Rockwood Products

1

2

3

4