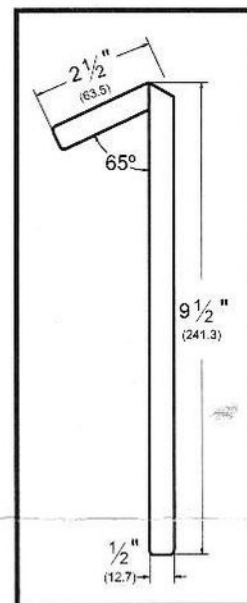



PDLTOOL


Privacy Door Latch Tool Operating Instructions

NOTE: This product should only be used by persons authorized to make entry into a room that utilizes Pemko's Privacy Door Latch Model PDL.

1. Unlock door and open the door until it makes contact with engaged PDL.
2. Insert PDLTOOL into gap between door and frame and position the hook side of the PDLTOOL over the PDL latch.



3. Pull the door back towards you and gently pull on PDLTOOL as the door comes back into the closed position. This motion should disengage the PDL Latch.



4. Door should now open freely.
5. Repeat if necessary.