



# Locks and Builders Hardware



## Table of Contents

General Information	1
<b>Residential Locks</b>	2~8
Solid Brass Handlesets	2~3
Leversets	4~5
Knobsets	6
Deadbolts	7
Interconnected Locksets	8
<b>Bathroom Accessories</b>	9~20
Eureka	10
La Quinta	11
Charleston	12
Ventura	13
Carmel	14
Seal Beach	15
Campbell	16
Corona	17
Edision	18
Recessed Fixtures, Shower Rods, Flanges and Grab Bars	19
Hospitality Accessories	20
<b>Door Hardware</b>	21~22
<b>Commercial Hardware</b>	23~25
Commercial Locksets	23
Door Closers	24
Exit Devices	25
Finish Charts	26~27
Warranty	28



Our goal is to offer quality products with excellent price point to all of our customers. Our warehouse in Chino, California inventories the products in substantial volume which will always meet your needs. With our in-house re-keying service and our knowledgeable customer service staff, our service level is beyond comparison. You will be amazed at how smoothly and quickly your order is processed and shipped.







## Handlesets

*Pamex handlesets offer the benefit of quality design and workmanship at affordable prices. Without any sacrifice of quality, these value-engineered locksets are built to last. Pamex handlesets are forged of solid brass and ergonomically designed with solid handles for a comfortable grip.*



Tuscany



Catalina



Alhambra



Granada

## Handlesets

*The Pamex handlesets will bring elegance and style to the exterior of any house, to ensure long life security and richness. Your home will be flattered by the delicate beauty of our solid brass handlesets.*



Lexington



Victorian



Springfield



- Naples lever
- Finish available: US15, 10B, 11P
- Specify LH/RH



- Newberry lever
- Finish available: US15, 10B
- Specify LH/RH

Interconnected Trims for Handlesets





Naples



Newberry



Viano



Florence




Denver



# Lever sets

## Lever sets

*Available in a wide array of attractive styles, popular finishes and practical functions, our lever sets offer the best quality features you can expect from PAMEX.*





## Leversets

*Our leversets provide the detail final touch to traditional and contemporary designs.*

# Leversets

**Solid Brass**

**Reversible Levers**



Eternity



Classic



Milano



Savannah



Calypso



Olympic





## Knobsets

---

*The knobsets, with their simple charm and varying designs, provide home security with pleasant and practicality.*



Baron



Chester



Saturn



Belle



# Deadbolts

*We have created an array of durable deadbolts that will secure your home or office faultlessly.*



Single Cylinder Deadbolt



Double Cylinder Deadbolt



Removable Cylinder Deadbolt



Spin-to-lock Deadbolt




One-sided Deadbolt W/ Cover



One-sided Deadbolt

## Interconnected Locksets



Concord



- ANSI Grade 2
- Tubular structure
- Single and double locking available
- Meet ADA requirements
- I/C core lock available
- 3-hour fire rated adjustable latch standard
- 4" center-to-center



Daytona



- ANSI Grade 2
- Tubular structure
- Single and double locking available
- Meet ADA requirements
- I/C core lock available
- 3-hour fire rated adjustable latch standard
- 4" center-to-center



Fremont



- ANSI Grade 2
- Tubular structure
- Single and double locking available
- Meet ADA requirements
- I/C core lock available
- 3-hour fire rated adjustable latch standard
- 5-1/2" center-to-center



Newport



- ANSI Grade 2
- Tubular structure
- Single and double locking available
- Meet ADA requirements
- I/C core lock available
- 3-hour fire rated adjustable latch standard
- 5-1/2" center-to-center

*Interconnected Locksets*







Double Robe Hook



Soap Dish



Towel Ring



T/T Holder w/ Glass Tumbler




Paper Holder



European-Style  
Paper Holder



Towel Bar Set



Towel Shelf



## Eureka Collection

*Its contemporary profiling has a triple step waterfall edge creates a unique and alluring décor.*

*Eureka achieves a harmony of form, material and presentation with unparalleled refinement.*

*Eureka*



Double Robe Hook



Soap Dish



Towel Ring



Toothbrush/Tumbler Holder



Paper Holder




European-Style  
Paper Holder

## La Quinta Collection

*Our most decorative and unique solid brass collection, La Quinta, features a stunningly beautiful rope inlay design and detailed profile, personalizing any bath room.*



Towel Bar Set



Towel Shelf

*La Quinta*

## Charleston Collection

*Any bathroom will be flattered by the exquisite beauty of the Charleston collection which will bring any home an air of sophistication.*

Charleston



Double Robe Hook



Towel Ring



European-Style  
Paper Holder



Paper Holder



Towel Bar Set





## Ventura Collection

*The double waterfall sculptured edges gives Ventura a transitional styling advantage. Functional craftsmanship and lines are reflected in this fine collection.*

# Ventura



Toothbrush/Tumbler Holder



Double Robe Hook



Towel Ring



Soap Dish



European-Style  
Paper Holder



Paper Holder



Towel Bar Set



Double Robe Hook  
(Dark Bronze)



Tumbler Holder  
(Oil Rubbed Bronze)



Towel Ring  
(Dark Bronze)



Soap Dish  
(Oil Rubbed Bronze)



European-Style  
Paper Holder  
(Dark Bronze)



Paper Holder  
(Dark Bronze)



Towel Bar Set  
(Dark Bronze)



## Carmel Collection

*Traditional and contemporary  
décor schemes can be achieved  
by its simple and practical  
appearance.*

*Carmel*



## Seal Beach Collection

*This smooth post offers visually limitless options for your bathroom décor and is living proof that beauty and practicality can coexist.*

Seal Beach



Single Robe Hook



Toothbrush/Tumbler Holder



Towel Ring



Soap Dish



Paper Holder



Towel Bar Set



## **Campbell** Collection

*Simplistic styling expresses the look of Campbell makes a statement of quality. Its square base design and attention to detail would complement any styling scheme.*



Double Robe Hook



Toothbrush/Tumbler Holder



Soap Dish



Lucite Towel Ring



Towel Ring



Towel Bar Set



Paper Holder



Paper Holder



Double Robe Hook



Toothbrush/Tumbler Holder



Soap Dish



Towel Ring



Lucite Towel Ring



Towel Bar Set

Corona

## **Corona** Collection

*Slightly radiused corner  
makes Corona a piece of  
crafted warmth and beauty.*



Edison

## Edison Collections

*Easy installation with exposed screws feature makes Edison the best solutions for economical builder lines.*



Double Robe Hook



Toothbrush/Tumbler Holder



Soap Dish



Towel Ring



Paper Holder



Towel Bar Set



# Recessed Fixtures, Shower Rods, Flanges and Grab Bars

---



Deep Recessed Paper Holder



Shallow Recessed Paper Holder



Deep Recessed  
Soap Holder & Grab



Shallow Recessed  
Soap Holder & Grab



Shower Rod



Plastic Adjustable  
Flange Set



Zinc Adjustable  
Flange Set



Zinc Exposed  
Screw Flange Set



Stainless Steel Grab Bars  
(Concealed Screws)



Stainless Steel Grab Bars  
(Exposed Screws)



Spacious Shower Rod

*Bathroom Accessories*

## Hospitality Accessories

# Hospitality Accessories



Towel Shelf with Bar



Recessed Tissue Dispenser



Retractable Clothes Line



Recessed Extra Paper Holder



Twin Recessed Paper Holder



Surface Mount Twin Paper Holder



Curved Shower Rod

# Door Hardware

---



160° Viewer



180° Viewer



UL 160° Viewer



UL 180° Viewer



4" Knocker with Viewer



5-1/2" Knocker with Viewer



6" Solid Brass Knocker



Solid Brass Knocker with Viewer



2-7/8" Cast Stop



3" Cast Stop



3" Spring Stop



3-1/8" & 3-3/4" Spring Stop



Hinge Pin Stop



Heavy Duty Hinge Pin Stop



Deluxe Hinge Pin Stop



Door Saver Hinge Pin Stop



Concave Wall Stop



Convex Wall Stop



Dome Stop - High Profile



Dome Stop - Low Profile



3" Solid Brass Rigid Stop



Bi-Fold Knob



Handrail Bracket



Jumbo Handrail Bracket



# Door Hardware

Door Hardware



6" Solid Brass Flush Bolt



7" Single Route Flush Bolt



3" & 4" Surface Bolt



Bumper Door Guard



Door Guard



Adj. Ball Catch



Roller Catch



Heavy Duty Roller Catch



Finger Pull



Pole Socket



Metal Pole Socket




Spring Crash Chain



Shelf & Rod Support Bracket  
(Single Leaf)



Shelf & Rod Support Bracket  
(Heavy Duty Adj.)



Shelf & Rod Support Bracket  
(Heavy Duty Fixed)



Shelf & Rod Support Bracket  
(Heavy Duty Fixed - No Hook)



Zinc House Number



Zinc House Letter



Heavy Duty House Number



Heavy Duty House Letter



Push Plate



Pull Plate



Kick Plate



5" Solid Brass  
Kick Down Door Holder



## Commercial Locksets



Montclair



- ANSI Grade 1
- Heavy duty cylindrical leversets
- Meet ADA requirements
- Push button grip
- I/C core lock available
- 3-hour fire rated latch standard



Princeton



- ANSI Grade 2
- Heavy duty cylindrical leversets
- Meet ADA requirements
- Push button grip
- I/C core lock available
- 3-hour fire rated latch standard



Cambridge



- ANSI Grade 2
- Standard duty tubular leversets
- Meet ADA requirements
- Turn piece grip
- 3-hour fire rated adjustable latch standard



Dallas



- ANSI Grade 2
- Standard duty tubular leversets
- Meet ADA requirements
- Turn piece grip
- 3-hour fire rated adjustable latch standard



Sierra

- ANSI Grade 2
- Standard duty tubular knobsets
- Quick release function
- Turn piece grip
- 3-hour fire rated adjustable latch standard



FDP Deadbolt



- ANSI Grade 1
- Heavy duty deadbolt
- Meet ADA requirements
- I/C core lock available
- 3-hour fire rated adjustable latch standard



FD7 Deadbolt



- ANSI Grade 2
- Heavy duty deadbolt
- Meet ADA requirements
- I/C core lock available
- 3-hour fire rated adjustable latch standard



## Door Closers



### GC4400



- Full features iron cast closers
- Multi-size power adjustable
- Full plastic cover included
- Meet ANSI Grade 1 requirements
- Optional delay action
- UL listed
- Horizontal mounting holes dimension: 11"



### GC5900



- Full features closers
- Multi-size power adjustable
- Full plastic cover included
- Meet ANSI Grade 1 requirements
- Optional delay action
- UL listed
- Horizontal mounting holes dimension: 11-1/8"



### GC8700



- Multi-size power adjustable
- Heavy-duty closer
- Meet ANSI Grade 1 requirements
- Universal installation
- Optional barrier free function



### GC800

- Dual valve adjustable closing and latching speed
- Standard sized closer
- Universal installation

Door Closers



# Exit Devices

---




## EF4000 Series



- ANSI A156.3 Grade 2
- Heavy duty exit devices
- Surface mount
- Vertical rod and rim type
- 3 hour fire rated devices available

## E5000 Series



- ANSI A156.3 Grade 1
- Heavy duty exit devices
- Surface mount
- Vertical rod and rim type
- 1-1/2 hour fire rated devices available

## E8000 Series



- ANSI A156.3 Grade 2
- Standard duty exit devices
- Surface mount
- Vertical rod and rim type
- 1-1/2 hour fire rated devices available

## E2000 Series



- ANSI A156.3 Grade 2
- Cross bar exit devices
- Surface mount

# Door Lock Finish Chart



US10B / 613  
Oil Rubbed Bronze



US26 / 625  
Polished Chrome



US32D / 630  
Satin Stainless Steel



US3 / 605  
Polished Brass



US5 / 609  
Antique Brass



US19 / 622  
Matte Black



US15A / 620  
Antique Nickel



US11P  
Venetian Bronze



US15 / 619  
Satin Nickel



US26D / 626  
Satin Chrome

US CODE BHMA	3 605	5 609	10B 613	11P	15 619	15A 620	19 622	26 625	26D 626	32D 630	L03 505
<b>HANDLESETS</b>											
Alhambra				•	•						•
Catalina	•		•		•	•					
Granada				•	•						•
Lexington	•	•	•	•	•	•	•	•			•
Springfield	•	•			•						
Tuscany			•	•	•						
Victorian	•	•			•						
<b>LEVERSETS</b>											
Calypso	•	•			•					•	
Denver	•		•		•						
Florence	•	•			•						
Milano	•	•		•	•						
Naples	•		•	•	•	•	•				
Newberry	•		•		•	•					
Olympic	•	•			•			•		•	
Savannah	•	•			•						
Viano	•		•		•	•					
<b>KNOBSETS</b>											
Baron	•	•	•	•	•	•	•			•	
Belle	•	•								•	
Chester	•		•	•	•						
Saturn	•	•	•		•	•		•		•	•
<b>DEADBOLTS</b>											
FD2	•	•	•	•	•	•	•	•		•	
FD3	•	•	•	•	•	•	•	•		•	•
FD8					•					•	
<b>SLIDING DOOR LOCKS</b>											
Privacy	•	•	•	•	•	•		•	•		
Passage	•	•	•	•	•	•		•	•		
<b>COMMERCIAL LOCKS</b>											
Cambridge	•	•			•				•	•	
Concord	•				•				•	•	
Dallas			•		•						
Daytona					•						
Fremont			•		•						
Montclair			•						•		
Newport					•						
Princeton	•	•	•						•		
Sierra	•	•								•	
FDP Deadbolt			•						•		
FD7 Deadbolt	•	•	•		•				•	•	

# Bathroom Accessory Finish Chart

---



US26 /  
625  
Chrome



US3  
605  
Polished Brass



US26/3  
625/605  
Chrome/Brass



US15  
619  
Satin Nickel



US15/3  
619/605  
Nickel/Brass



US10B  
613  
Oil Rubbed Bronze



US11P  
Venetian Bronze



US19  
631  
Matte Black



713  
Dark Bronze



White

US Code BHMA	26 625	3 605	26/3 625/605	15 619	15/3 619/605	10B 613	11P	19 622		12P 716
Finish	Chrome	Polished Brass	Chrome/ Brass	Satin Nickel	Nickel/ Brass	Oil Rubbed Bronze	Venetian Bronze	Matte Black	White	Dark Bronze
Eureka	•	•	•	•	•					
La Quinta	•	•	•	•	•					
Charleston	•			•			•	•		
Ventura	•	•	•	•	•	•	•	•		•
Carmel	•	•	•	•		•				•
Seal Beach	•	•		•					•	•
Campbell	•	•								
Corona	•	•		•						
Edison	•									
Easton	•									

*Finish Chart*



## Product Warranties

### LIFETIME MECHANICAL WARRANTY

Pamex Locks extends a full lifetime mechanical warranty to the original user of Pamex Locks against defects in material and workmanship as long as the user occupies the residential premises upon which the product was originally installed.

### FIVE-YEAR FINISH WARRANTY

Pamex Locks extends a full five-year finish warranty to the original user of Pamex Locks against tarnishing as long as the user occupies the residential premises upon which the product was originally installed.

### LIFETIME FINISH WARRANTY

Pamex Locks extends a full lifetime finish warranty to the original user of lifetime finish products against tarnishing as long as the user occupies the residential premises upon which the lock was originally installed.

This warranty DOES NOT INCLUDE: abused or misused products, or products used in commercial applications. Upon return of a defective product to Pamex Lock, we reserve the right to replace or repair it.

A finish deterioration occurring from the use of paints, solvents or other chemicals is not a defect in the finish and is not covered by this warranty.

### FOR BATH ACCESSORIES AND DOOR HARDWARE WARRANTY

Pamex warrants its bath accessories and door hardware products against defects in manufacture for one year from the date of purchase.

### FOR COMMERCIAL HARDWARE WARRANTY

Please refer to PAMEX price book for more detailed information.

### LIMITED WARRANTY

Pamex warrants its products against defects in workmanship, materials, or operation subject to ordinary wear and tear as it pertains to particular installations. Pamex does not warrant against defects due to improper installation or maintenance, and will not accept responsibility or liability should our products be used in instances for which they were not designed. All returned products must meet the following criteria to receive credit: return shipping charges prepaid to Pamex within six months after our delivery thereof to the original purchaser including a prior written authorization. Should returned items be determined defective, Pamex reserves the right to either repair or replace the product in question.

Pamex is not liable for incidental or consequential damages. Some states do not allow the exclusion or limitation of incidental or consequential damages, so the above exclusion may not apply to you. This warranty gives you specific legal rights and you may also have other rights that vary from state to state.

Pamex reserves the right to make changes in designs and specifications or to make additions or improvements on its products without notice and without incurring any obligation to incorporate them on products previously manufactured.

*Minority Business Enterprise Certified Company  
(Certificate #6483)*





## **U.S. GREEN BUILDING COUNCIL LEED - NC RATING STATEMENT**

**Based on the review of current LEED rating systems for applicability to architectural door hardware, Pamex Locks meet the following credits:**

- **Recycled Content MR 4.1**
- **Recycled Content MR 4.2**
- **Regional Materials MR 5.1**
- **Regional Materials MR 5.2**



4680 Vinita Court, Chino, CA 91710  
Tel: (909) 606-4168 (800) 621-6869 • Fax: (909) 606-4358 (800) 838-8307  
E-mail: [sales@pamexinc.com](mailto:sales@pamexinc.com) • Website: [www.pamexinc.com](http://www.pamexinc.com)



FEATURES

- ANSI Standard A 156.2 Grade 3.
- Box Packed with UPC Bar Code.
- All Metal Components.
- 5 Year Finish Warranty.
- 25 Year Mechanical Warranty.
- KW 5-pin Tumbler Cylinder Standard.
- Construction and Master Keying Available.
- Fits 1-3/8" to 1-3/4" Doors.
- All Leversets are Reversible for Left and Right Handed Doors.
- 2-3/8" or 2-3/4" Adjustable Backset.
- Round Corner Standard. Drive-in Adjustable Backset also Available.
- 2-1/4" x 1-3/4" Round Corner Full-lip Strike Plate Standard for Tubular Locks. Other Strike Options also Available.
- 2-1/4" x 1" Round Corner Rectangular Strike Standard for Deadbolts. Other Strike Options also Available.

GENERAL INFORMATION

MODEL	SERIES	FINISH	CODE	FUNCTION	CODE
HANDLESETS					
LINCOLN	PS7	SATIN CHROME	S	SINGLE CYLINDER	31
		STAINLESS STEEL	6	DOUBLE CYLINDER	32
		POLISHED BRASS	7	DUMMY	34
LEVERSETS					
		ANTIQUE BRASS	8		
BRIGHTON	PLU	ANTIQUE NICKEL	C	ENTRANCE LOCK	00
YUMA	PLG	SATIN NICKEL	P	PRIVACY LOCK	01
VALENCIA	PLK	OIL RUBBED BRONZE	O	PASSAGE LOCK	03
DANBURY	PLN	LIFETIME BRASS	T	HALF DUMMY LEVER	04
				ENTRANCE LOCK W/ADA	07
				PRIVACY LOCK W/ADA	08
KNOBSETS					
SOUTHGATE	PT3			ENTRANCE LOCK	00
ASPEN	PTL			PRIVACY LOCK	10
BRISTOL	PTF			PASSAGE LOCK	30
				HALF DUMMY KNOB	40
DEADBOLTS					
	PD2			SINGLE CYLINDER	1
				DOUBLE CYLINDER	2
				ONE SIDED DEADBOLT	4



4680 Vinita Court, Chino, CA 91710  
Tel: (909) 606-4168 (800) 621-6869 • Fax: (909) 606-4358 (800) 838-8307  
E-mail: sales@pamexinc.com • Website: www.pamexinc.com

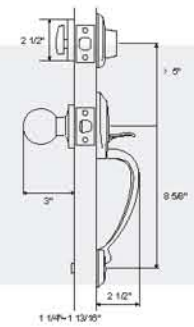
PROMAX® Locks

PROMAX® Locks

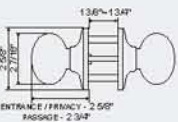
PROMAX® Locks



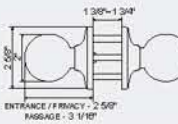
LINCOLN  
Model: PS7 Series



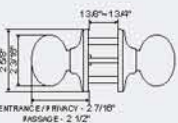
ASPEN  
Model: PTL Series



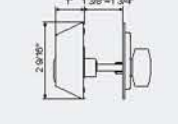
SOUTHGATE  
Model: PT3 Series



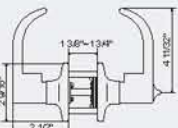
BRISTOL  
Model: PTF Series



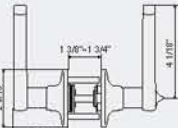
DEADBOLTS  
Model: PD2 Series



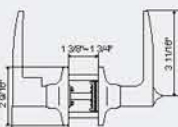
DANBURY  
Model: PLN Series  
Handing : Non-Handed



VALENCIA  
Model: PLK Series  
Handing : Reversible



YUMA  
Model: PLG Series  
Handing : Non-Handed



BRIGHTON  
Model: PLU Series  
Handing : Non-Handed

