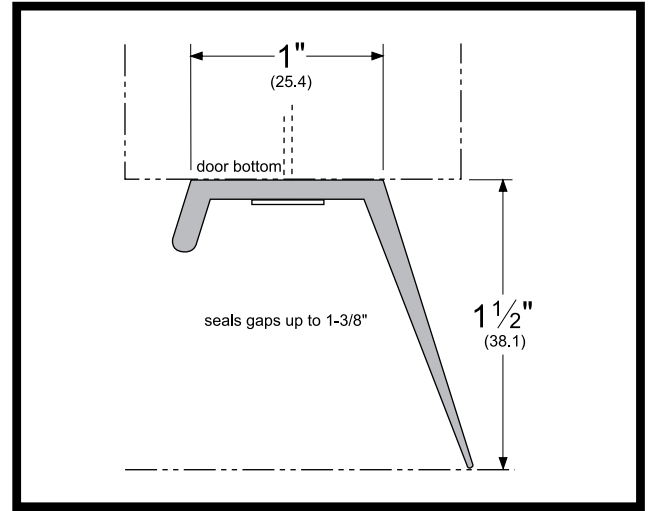


# P361V16

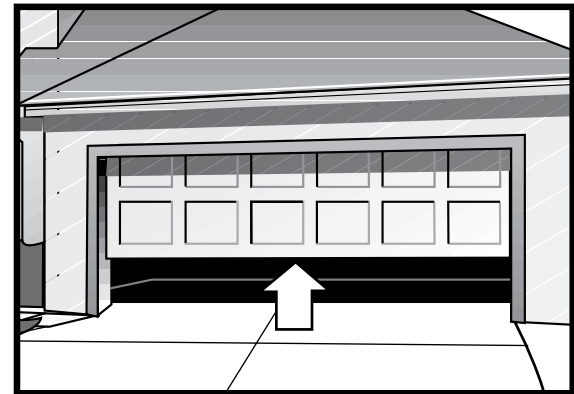
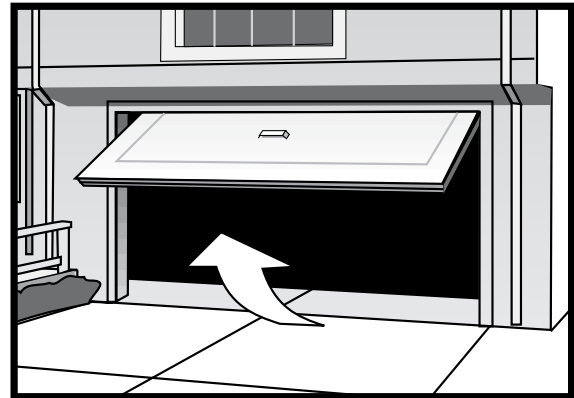


## Black Vinyl Garage Door Bottom Seal

### Garage Door Weatherstrip

### Use On: Bottom of Sectional or One Piece Garage Doors

- Big headed nails included.
- Seals up to 1-3/8" (34.9 mm) gaps.
- Seals out drafts, dust and water.
- Long lasting.
- Flexible at high and low temperatures.
- Cushions and absorbs door closing shock.
- Easy to install.



## P361V16

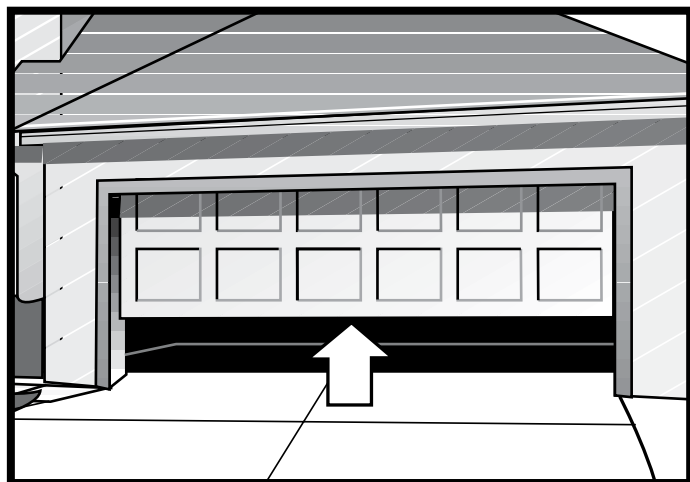
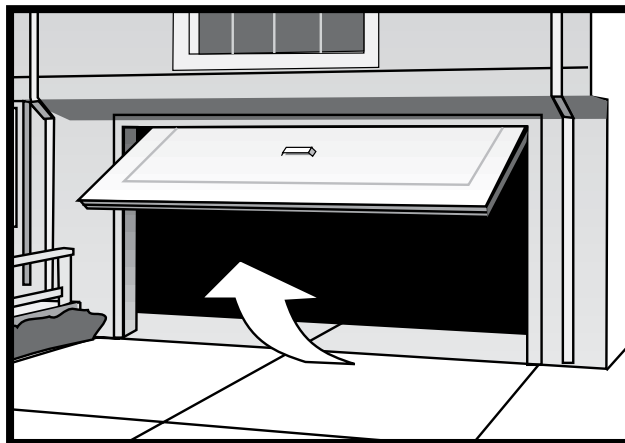
Black



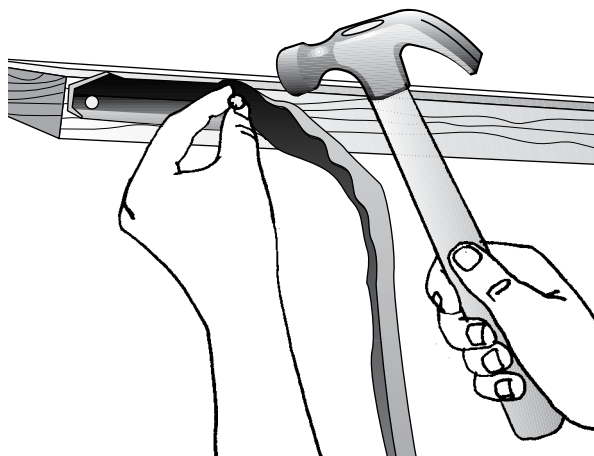
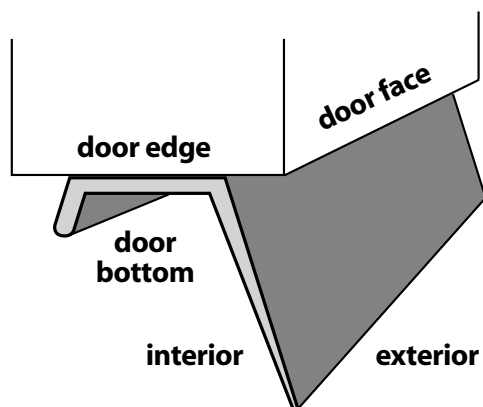
THICKNESS	WIDTH	LENGTH
1-1/2" (38.1 mm)	1-1/2" (38.1 mm)	16' (4.9 m)

## USE ON:

### **One Piece Garage Doors**



### **Sectional Garage Doors**



*The long flap should face the exterior (outside) of the garage.*

## **Installation Instructions:**

### IN GENERAL:

1. With garage door in closed position, locate weatherstrip so it will seal the gaps between the door sides and the jambs, the door top and the jamb header and the floor.
2. Fasten with big headed nails supplied.
3. Install nails approximately one every 4 inches.

### ONE PIECE DOORS:

1. At door bottom and sides, install on the face or the edges of the door.
2. At door top, install on jamb header.

### SECTIONAL DOORS:

1. At door bottom, install on the face or the bottom edge of the door.
2. At door sides, install on jambs.
3. At door top, install on jamb header.



**ASSA ABLOY**

ASSA ABLOY, the global leader  
in door opening solutions

### UNITED STATES:

MEMPHIS, TN  
Ph: 800.824.3018  
Fax: 800.243.3656

VENTURA, CA  
Ph: 800.283.9988  
Fax: 800.283.4050

### CANADA:

VANCOUVER, BC  
Ph: 877.535.7888  
Fax: 877.535.7444

TORONTO, ON  
Ph: 866.243.9816  
Fax: 866.243.9817