

BITS - CORNER CHISELS

Bits



This air-driven chisel accurately cuts corners square or radii with *one* pull of the trigger!!

PNEUMATIC CORNER CHISEL FOR 1/4" OR 5/8" RADIUS

Effortlessly square the corners in hinge, strike, latch and fire rating plate recesses which have been routed by a previous operation.

- Operating air pressure, 60–125 lbs., depending on hardness of material
- The nose or blade guide may be rotated 360°, independent of the body or handle, permitting the gun to be held in a normal operating position at all times

SUC70	Squares 1/4" radius	FREE SHIPPING
SUC70X	Squares 5/8" radius	FREE SHIPPING
SUC70XR	Converts 5/8" to 1/4"	FREE SHIPPING



REPLACEMENT CHISELS

SUC13	1/4" Square replacement chisel
SUC13X	5/8" Square replacement chisel
SUC13XR	SUC70XR Replacement chisel


Shipping: 1 lb.

SINGLE CORNER CHISEL FOR SQUARING OUT 1/4" RADIUS CORNERS

Aluminum body. Can also be used for strike and latch plates

TEMCC1

Shipping: 3 lbs.



Spring-loaded corner chisel for hinge application.



90° CORNER CHISEL

Square off a radial corner with a swift tap!

If you value precision and are looking for a portable solution, you'll appreciate this simple tool. Tap the corner chisel into the radial corners where you have trimmed recesses for hinges. It will leave a clean 90° corner. The corner chisel will cut radii up to 5/8" and to a cutting depth of 1/4".

VIRC29M

Shipping: 3 lbs

**TWO SIDED
REPLACEMENT CHISEL
VIR2902** set of 2



DOOR LATCH MORTISE TOOL

- Outline blade for a clean, accurate professional installation.
- Preset depth for precise flush mounting.
- Clear Visibility for accurate placement.
- Guide post matches 1" door edge bore for simple placement.
- Mortise blade for clean trimming of strike plate area.
- Body matches both common door widths for additional alignment.
- Eliminates : Guesswork and uneven material removal.
- Protects delicate door edges.

NOR6575



5/8" CORNER CHISEL TURN ROUTERD HINGE MORTISES INTO SQUARE CORNER MORTISES

- Reinforced plastic body.
- Spring-loaded corner chisel for hinge application.

W0058

Shipping: 1 lb. each



BITS - CORNER CHISELS



Radius latch faceplate

2-1/4" LATCH DOUBLE CORNER CHISEL

Use this sturdy double corner chisel for squaring out both 1/4" and 5/8" radius hinge and strike plate mortises... it will save you both time and money! A Norfield double radius chisel is also available to convert a 5/8" radius to a 1/4" radius. Other sizes available.

7564-710



REPLACEMENT CHISEL
7564-004



REPLACEMENT CHISEL
1/4" RADIUS
7564-026

Before




After



SINGLE CORNER CHISEL, CONVERTS 5/8" TO 1/4" RADIUS

Use this sturdy single corner chisel to convert 5/8" radius to 1/4" radius. It will save you both time and money! Also available in double corner chisel sizes.

7564-711



Convert 5/8" radius to 1/4" radius!

DOUBLE RADIUS CHISEL FOR MAKING 1/4" RADIUS CORNERS


7564-707 3" HINGE

7564-704 3-1/2" HINGE

7564-703 4" HINGE

7564-705 4-1/2" HINGE

Shipping: 2 lbs. each



Norfield manufactures this sturdy
double corner chisel!

For squaring out both 1/4" & 5/8" radius hinge mortises.

7564-701 3-1/2" HINGE

7564-700 4" HINGE

7564-702 4-1/2" HINGE

Other sizes available

Shipping: 2 lbs. each



Before



After

FREE
FREIGHT
on most
orders over
\$400*



Before



After



REPLACEMENT CHISEL
1/4" RADIUS
7564-026

NOT FOR
SQUARE CORNER
APPLICATIONS



UNIVERSAL REPLACEMENT CHISEL
7564-004

FOR SQUARE
CORNER
APPLICATIONS



REPLACEMENT SPRING FOR ALL CHISELS
22-043 #524 Lane Spring