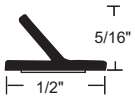


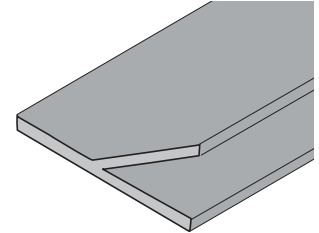


5060B-17' Self Adhesive Silicone Seal

UL Tested and Classified for Fire and Smoke Doors



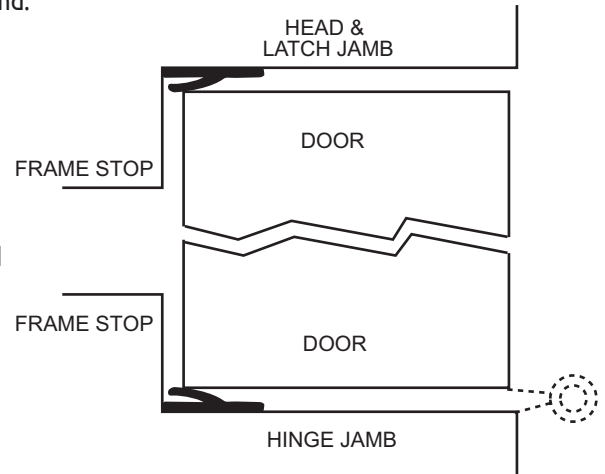
- * Seals against smoke, fire, air, sound and weather
- * Unaffected by sunlight, ozone and ultraviolet rays.
- * Excellent compression; door latches easily



Made in USA

Installation Instructions

1. The surface temperature of the frame must be above 50° F. for the adhesive to bond.
2. Clean frame with clean wipe provided to remove dust, oil, grease and dirt.
Wax coated or high gloss painted surfaces may require roughening of the surface with a scotch brite pad or sandpaper so adhesive will properly bond.
3. Measure and pre-cut pieces to fit the head and jambs.
4. Remove protective backing 1 to 2 feet at a time.
5. Position on frame where illustrated, allowing approximately 1/16" between seal and frame for clearance when compressed.
6. Adhere by pressing firmly (approx. 15 lbs. pressure required) straight down along entire length of gasketing. Do not remove and relocate.
WARNING: Do not rub along length from one end toward other end during installation as gasket will stretch and not adhere properly.
7. Make sure the seal does not impede proper closing and latching of the door.



UL 10C Positive Pressure Tested Gasketing Material for steel type fire doors rated up to 3 hours and wood type fire doors up to 1 1/2 hours.

Smoke & Draft control gasketing (Category H) tested to UL 1784; meets requirements of NFPA 105, IBC, intended for application to Classified 'S' label doors.



UL10B Gasketing Material for Fire Doors. Intended for Application to Classified steel type fire doors rated up to 3 hours and wood type fire doors up to 1 1/2 hours.

STORAGE AND SHELF LIFE

The adhesive on this seal has a shelf life of one year stored at 75° F and 50% relative humidity or less