





# CATALOG 2023



Keeping you safe  
since 1973

Effective April 17, 2023

# TABLE OF CONTENTS

<b>Introduction</b>	3	<b>Utility, Furniture &amp; Retail Locks</b>	
<b>How to Order</b>	7	Cam Locks	86-87
<b>Mul-T-Lock Keying Options</b>	8	Switch Locks	87
<b>Mul-T-Lock Academy</b>	9	TLock, Push Lock	88
<b>Electro-Mechanical Solutions</b>		FireKing File Cabinet Cylinder & Accessories	88
CLIQ	11-15	Furniture Locks	89
SMARTair	16-24	<b>Padlocks</b>	
Electric Strikes	25-27	NG Series Padlocks	92-93
Unistrike	28-30	NE Series Padlocks	94-96
Code Handle	31	C Series Padlocks	97-99
Traka21	32-33	ARMAD Locks	100
<b>Keys, Cards &amp; Services</b>		T Series Padlocks	100
MTL800 Keys & Cards	36	G Series Padlocks	101-102
MTL600 Keys & Cards	38	Hasps & Padlock Accessories	103
MTL400 Keys & Cards	40	<b>Mul-T-Lock Junior</b>	104
Services	44	<b>Mul-T-Lock Parts</b>	
<b>Key Machines &amp; Tools</b>		MTL800 Pins	107-113
Key Cutting Machines	46-48	MTL600 Pins	114-117
Pinkits & Tools	49	MTL400 Special Pins	118
<b>Cylinders</b>		Cylinder Parts	121-159
Mortise Cylinders	54	Hercular Deadbolt Parts	160-163
Rim Cylinders	56	Anti-Ligature Deadbolt & Gate Latch Lock Parts	164
Large Format Interchangeable Cores	57	Utility & Furniture Lock Parts	165-178
Knob, Lever & Deadbolt Replacement Cylinders	59-68	Padlock Parts	179-191
Foreign Cylinders	69-73	Key Cutting Machine Parts	192-195
<b>Deadbolts &amp; Deadlatches</b>		<b>Standard Ordering Form</b>	196
Grade 1 Hercular Deadbolts - Single Cylinder	76	<b>Master Keying Information</b>	197-199
Grade 1 Hercular Deadbolts - Double Cylinder	77	<b>Key &amp; Cylinder Maintenance</b>	200-201
Grade 1 Hercular Deadbolts - Captive Key	78	<b>Warranty</b>	202-203
Hercular Anti-Ligature Lock	79	<b>Conditions of Sale</b>	204-206
Hercular Deadbolt Accessories	79	<b>Return Request Form</b>	207
Gate Latch Locks	80	<b>Available Finishes</b>	Inside Back Cover
Grade 2 Cronus Deadbolts	81		
Deadlatch Locks	82		





**Established 50 years ago in 1973,** Mul-T-Lock® is a worldwide leader in the developing, manufacturing, and marketing of high security products for Institutional, Commercial, Industrial, and Residential customers. Mul-T-Lock® holds patents for innovative products, which include mechanical cylinders, locks and padlocks, electromechanical and access control locking systems, automatic assembly and key cutting machines, and complementary accessories. With a highly skilled workforce of nearly 600 employees, Mul-T-Lock® factories are fully automated, using state-of-the-art technologies, including robotics and customized machinery, the majority of which is manufactured in-house.

Mul-T-Lock® is a part of the ASSA ABLOY Group, a global leader in access solutions. With a proven track record in helping billions of people experience a more open world for almost 5 decades, Mul-T-Lock® innovates safe, secure and convenient access to physical and digital places. Mul-T-Lock® global presence, our understanding of security needs from all around the world and our dedicated customer support team enable us to offer comprehensive service for our partners and consumers.

We distribute our vast arsenal of field proven, high security solutions in more than 100 countries and are equipped to support over 300 million end users through the auspices of 25K Authorized Service Centers throughout the world. Mul-T-Lock® products comply with the toughest international standards - UL, ANSI, ASTM, CEN, VDS, SKG and many more. Mul-T-Lock® has received many accreditations, including ISO 9001/2000, and ISO 14001, holding true to our commitment to customers and employees.

Attention to product quality and design, as well as outstanding commitment to customer service and support have made Mul-T-Lock® one of the leading companies in the industry and one of the fastest growing high security manufacturers in the world.

**8**  
MUL-T-LOCK  
SELLING UNITS

OVER  
**300**  
MIL  
CUSTOMERS  
WORLDWIDE

OVER  
**25k**  
CERTIFIED SERVICE  
CENTERS

OVER  
**50**  
MIL  
CYLINDERS  
SOLD

# 1973

## The Beginning

The successful invention of the 4-way lock served as a springboard for the group's establishment

# 1987

## Going Global

Mul-T-Lock expanded its company portfolio and scaled globally, opening its first business unit in the US

# 2000

## ASSA ABLOY

Mul-T-Lock has become part of the ASSA ABLOY Group, a global leader in access solutions with a proven track record in helping billions of people experience a more open world

# 1977

## Innovation

Mul-T-Lock introduces the revolutionary telescopic pin technology and enters the cylinders market

# 1980

## High Security

Mul-T-Lock's C Padlock and its integration of 3 parts to promote durability and high-lock manipulation resistance opened the doors to more developments

# 1992

## Products You Can Trust

The launch of the Interactive patented platform continued Mul-T-Lock's proven track record of success

# 2009

## Access Control

Following the launch of the CLIQ® electromechanical locking solution, Mul-T-Lock introduced the SMARTair® access control system

# 2020

## Advancement

Mul-T-Lock introduces new patented advanced platforms under re-branded names and logos

# 2023

50 years  
MUL-T-LOCK®

# 2006

## Next Generation

The Mul-T-Lock MT5®+ premium platform and KC5 key-cutting machine were introduced to the market

# 2016

## International

The company is globally represented by 8 business units and a vast network of distributors and authorized locksmiths, worldwide

# 2022

## Locksmith Preferred Partner

Mul-T-Lock introduces MTL™ CLIQ® GO, an access control system that adds to the company's locksmith-friendly wide range of locking solutions

# THE BENEFITS OF MUL-T-LOCK® HIGH SECURITY

## Patented Key Control

Protected by many international patents and strict, factory key control regulations, Mul-T-Lock® Key Control Systems are designed to prevent unauthorized key duplication. Duplication of Mul-T-Lock® keys is only permissible at authorized service centers and on genuine Mul-T-Lock® key cutting machines.

## Pick, Drill and Bump Resistance

Mul-T-Lock® products are designed to withstand various attempts at forced entry. Mul-T-Lock® unique telescopic pin tumbler mechanism will frustrate even the most experienced lock picker. Ten- and eight-pin cylinder designs enhance the level of security by requiring a dual shear line match in order for the cylinder to operate. Plus, each cylinder incorporates hardened steel inserts in strategic areas to offer a high level of drill resistance. In addition, advanced protective elements such as mushroom and split plug pins, interlocking telescopic pins and strict key control procedures virtually eliminate the threat of bumping.

## One Key - Endless Possibilities

Mul-T-Lock® manufactures high security locking products to offer the user a level of security which is second to none. Mul-T-Lock® products offer the convenience of a single key design for all of our products. Users will find ease in their capability to open everything from a rim, mortise, or padlock to the deadbolt and knob or lever on their front door, all with a single key. Mul-T-Lock® products can also be incorporated into user-specific keyed different, keyed alike, or master keyed systems that can allow for limited access for specific users, and complete access for others. And taking the concept to the next level still, Mul-T-Lock® Electromechanical Solutions (ELMECH) Platforms create even more opportunities for convenience and control. Users can rely on Mul-T-Lock® solutions to create integrated systems with mechanical, electronic, electromechanical and access control elements exactly where each technology is needed, all while accessing the entire system with just a single key!

## Ready for Any Challenge

Mul-T-Lock® prides itself on the manufacturing of comprehensive, creative locking solutions, and unprecedented speed to market. Nearly every component of our product portfolio exists through a need from our customers. Balanced by helpful Sales, Customer Support, determined R&D and Engineering Departments, Mul-T-Lock® is here to satisfy any demand, as fast as we possibly can. No application is too small. No master key system is too large. With our unrelenting dedication to finding the perfect high security solution for all of our customers' needs, Mul-T-Lock® is truly, ready for any challenge!





## MUL-T-LOCK® PRODUCT RANGE

Mul-T-Lock® is a global player in the realm of high security locks. Our vast product line extends to locks, padlocks, and cylinders - both domestic and foreign. High security locking solutions for American, Scandinavian, Japanese, and many European locksets, all of which can be incorporated into a single keying system, are just part of Mul-T-Lock® impressive product portfolio.

### » ACCESS CONTROL & SMART SOLUTIONS

In addition to our superior mechanical locking systems, Mul-T-Lock® has developed an impressive line of Electromechanical Solutions. CLIQ® e-cylinders offer a wire-free method of bringing convenient key scheduling, refreshing, deactivation, event logs and more to virtually any opening. SMARTair® access control offers fully integrated locking solutions for every application. Plus, keyless entry products and accessories such as the Code Handle® electronic code handle lend user-friendly innovation and efficiency.

### » CYLINDERS

Mortise, Rim, and Key in Knob Cylinders headline Mul-T-Lock® comprehensive line of retrofit solutions. Available for a wide range of Residential, Commercial, Industrial, and International locksets, each is designed to offer an affordable upgrade to pick, drill and bump resistance, as well as patented, restricted key control to almost any existing lockset. In addition, Mul-T-Lock® carries Large Format Interchangeable Cores, Mogul Cylinders, and a variety of Profile Cylinders to fit multiple applications.

### » DOOR LOCKS

Mul-T-Lock® line of high security door locks has been spearheaded by the unique Hercular® Deadbolt. Utilizing superior strength and ease of installation, the Hercular® Deadbolt has set new standards in high security locking. Constructed of solid brass and hardened steel, the Hercular® deadbolt is recognized by many as the best deadbolt on the market today.

### » UTILITY & FURNITURE LOCKS

Mul-T-Lock® offers a multitude of products for those small spaces and specialty areas that require the same level of protection as a front or back door. File cabinets, desk drawers, and storage cabinets may sometimes contain sensitive items, such as classified documents, confidential materials, cash, and pharmaceutical items. So Mul-T-Lock® Cam Locks, Drawer Locks, and Cabinet Locks have been designed to incorporate the core principles of patented key control and the pick, drill and bump resistance inherent in all Mul-T-Lock® products.

### » PADLOCKS

Mul-T-Lock® various padlock lines are world renowned, and recognized by many institutions. Whether it's C-Series, NE series, T series or ArmaD Lock, Mul-T-Lock carries the best solution for almost any padlock application. Also available are many accessories and specialty designs, which provide comprehensive options for special applications.



## How To Order

We aim to make ordering simple and convenient for you. You can send your orders and pricing requests to your territory manager or email them to **orders@mul-t-lockusa.com**. For your convenience, there is an order form located in the back of this book on page 196. PDF version of the form can be obtained upon request or call us to request a link to our online form. You may submit your orders with or without order form; simply be sure to include the following information:

- » Your company name and the point of contact's first and last name
- » Your customer number (you can find this by referring to your monthly statement or by contacting our office)
- » The complete billing and shipping address for each order
- » All details of the items requested: keyways, finishes, keying variations, size of cylinder if applicable, cams or tail pieces, shackle sizes if applicable, and quantities. Complete model / item numbers where applicable
- » Your preferred shipping method (ground is the standard. If \*overnight or \*second day is required, you must state it in writing either in an email referencing the order number or directly on your purchase order.)  
\*Additional charge will be applied for overnight and second day shipping
- » A telephone number & email address where you can be reached

While emailed order submission is preferred, you may also place your orders by contacting your territory manager directly or by calling our customer service department at 1-800-MULTLOCK Monday through Friday 9:00 AM – 5:30 PM Eastern Standard Time. You may also send a fax to 973-778-4007.

## Additional Part # Information:

### Sub-Assembled

If product is MTL™600 Sub-Assembled, then the MTL™600 Disc combination will be replaced with an "X". This is done because there are no keys or plug pins included with the product, so there is no pin stack in the MTL™600 chamber. Since this is the case "S", "B", and "G" are not relevant.

### Example

When entering an order for Hercular® Deadbolt in Bright Brass, Sub-Assembled, the part # will be:

- » 206XP-HD1-05-S


### MTL™600 Part Numbers

MTL™600 part numbers will contain a "P" after the "X", "S", "B", or "G" in the keyway portion of the part number.

### Example

Compare the part numbers for an Interactive® Hercular® deadbolt and an MTL™600 one below:

- » 206X-HD1-05-S = 206 Interactive® keyway, sub-assembled, single Hercular® in 605 finish
- » 206XP-HD1-05-S = 206 MTL™600 keyway, sub-assembled single Hercular® in 605 finish



## Mul-T-Lock Keying Options

Dedicated to satisfying customers' needs, Mul-T-Lock® offers many convenient keying options. These options range from traditional to innovative and are designed to offer convenience, control and peace of mind.

### » KEYED DIFFERENT (D)

Each product is operated by only its own key. Keyed Different products are supplied with 2 nylon head keys & 1 key order card per product.

### » KEYED ALIKE (A)

Multiple products in a system can be keyed to the same locking combination, allowing just one key to open all of them. Keyed Alike products are supplied with 2 nylon head keys per product if requested & 1 key order card per combination.

### » MASTER KEYED (M)

Keys can be issued to open just one, few or all doors, depending upon the key holder's authorization level. Master keyed products are supplied with 2 nylon head keys per product & 1 master key system card per system (card sent with initial order only—only 1 card per system is issued). When ordering new master key systems, customers must approve layout prior to order processing. When ordering additional products for an existing system, customers must specify the master key system number, part # of products needed, quantity of product(s), keying code for each product and the quantity of keys required per code. Additional labor charges will apply.

### » 3-IN-1 KEYING (3IN1)

Lost keys or any circumstances that might require a user to immediately change a lock combination are easily resolved by 3-in-1 keying. Each 3-in-1 product is supplied with 4 nylon head keys (2 green, 1 yellow & 1 red) and one key order card per combination. Initially operated by the green key, if a change is needed, users can simply insert the yellow key and turn it in the lock. This process alone changes the lock combination so that it may no longer be opened by the green key and can be operated by the yellow key only. If the need to change the combination arises again, this process is simply repeated with the red key, nullifying the operating capabilities of the yellow key now and allowing operation only by the red key. Additional labor charges will apply.

### » TEMPORARY LOCKOUT (T)

A mechanical key can be temporarily authorized or unauthorized by simply turning one of two user keys in the lock: one key means go, the other says no! Temporary Lockout products are supplied with 3 keys (green, red, and blue) and 1 card per combination. The green (go key) and the red (no key) are for the system owner, the blue (guest key) can be distributed to visitors. The system owner then simply turns the green key in the lock to allow the blue key to open the same door or turns the red key in the lock to lockout the blue key. Owners can lockout and re-authorize the blue key as often as necessary without having to change the lock combination. Great for applications which may require the ability to grant and revoke access for employees, consultants, office temps, babysitters, housekeepers, renovation workers and more on a continued basis. Additional labor charges will apply.



A C A D E M Y



Mul-T-Lock® Academy trainings offer a variety of solutions for electro-mechanical and mechanical products for projects



You can find all upcoming virtual trainings from Mul-T-Lock® Academy by going to our main page [www.mul-t-lockusa.com](http://www.mul-t-lockusa.com) and clicking on **Mul-T-Lock® USA Academy Banner** or scanning **QR Code** on this page.



You must complete registration form to receive a link for the class




Completion of training provides personalized training certificate



- \* You must complete registration form to receive a link for the class.









# MUL-T-LOCK® CLIQ®

Whether you need to secure doors, cabinets, elevators, or storage units, CLIQ® is a security system that enables the user to program and track key usage: key scheduling, audit trail, and more. CLIQ® keys can be used in mechanical cylinders as well as electromechanical cylinders enabling the customer to have a complete locking solution that is efficient and secure. Virtually all cylinders in MTL™ 800 key platform can be provided as CLIQ®.

## » FEATURES



No wiring



Easy to install



Schedule access to any door or allow time-limited access



Compatible with a variety of lock types



Audit trail report, up to 1000 last events



Dust/water resistance



User-friendly web-based software is an option



Ability to view audit trails, (key history), and update keys from any computer with authorized access



Multiple programming devices for stationary and mobile key updating

## » SPECIFICATIONS



128AES encryption technology



Key IP67 rating for dust & water resistance



Lock IPX8 rating for water resistance and IP68 with special cover for dust



Operation temperature range: -20°C to 70°C / -10°F to 158°F



In-Key Battery



Battery life: 5 years / 20,000 cycles



Warranty: 2 years



Programming is performed via software and a programming device



Software requirements: OS Windows 2000, Windows XP, Server 2000 or Windows Vista



# CLIQ® SOFTWARE MANAGEMENT OPTIONS

	MTL CLIQ® GO	CLIQ® LOCAL MANAGER	CLIQ® WEB MANAGER
<b>System Type</b>	SaaS	Single PC	SaaS
<b>Software</b>	Locksmith – CLIQ® Express End user – MTL CLIQ Go App	CLIQ® Local Manager	Admin - CLIQ® Web Manager End user - CLIQ® Connect App
<b>Set-up Payment</b>	none	One time, fix cost for single or multi-system	One time, set-up
<b>License Fee</b>	Annual	One time	Annual, according to system size
<b>Main Features</b>	Recommended up to 30 cylinders per system Basic key programming, authorizations & schedule audit trail in cylinder only	Basic key programming, authorizations, schedule, audit trail both cylinder & keys. All key updates is done by local PD placed with admins computer	Advanced remote features, revalidations, time and place flexibility by using wall or mobile PDs
<b>Multi-system Availability</b>	One license for multiple small systems	Multi-system optional	None
<b>L/S Stock and programming options</b>	Managing independent stock. Keys and cylinders programming on the spot	Keys and cylinders programming by MTL	Keys and cylinders programming by MTL
<b>Basic Components</b>	<ul style="list-style-type: none"> <li>• CLIQ® Express license</li> <li>• Local PD</li> <li>• Cylinder programming cable                             <ul style="list-style-type: none"> <li>• R-key</li> <li>• User keys</li> <li>• Cylinders</li> </ul> </li> <li>• Mobile PD (optional)</li> </ul>	<ul style="list-style-type: none"> <li>• CLIQ® Local Manager License</li> <li>• Local PD</li> <li>• C-key (per system)</li> <li>• User keys</li> <li>• Cylinders</li> </ul>	<ul style="list-style-type: none"> <li>• CLIQ® Web Manager License</li> <li>• Local PD</li> <li>• C-key</li> <li>• User keys</li> <li>• Cylinders</li> <li>• Wall PD</li> <li>• Mobile PD (optional)</li> </ul>
<b>How to Order</b>			
<b>Support</b>	Call 1800-MULTLOCK from 9:00 AM to 5:00 PM EST	Call 1800-MULTLOCK from 9:00 AM to 5:00 PM EST	Call 1800MULTLOCK from 9:00 AM to 5:00 PM EST
<b>Remote Keys Updating</b>	✓	✗	✓
<b>Audit Trail</b>	Cylinder only (download by approaching physically to the cylinder)	Keys + cylinders	Keys + cylinders
<b>Revalidation Function</b>	✗	✗	✓
<b>Cylinder Groups</b>	✗	✗	✓
<b>*Data Analytics</b>	✗	✗	✓



## ▶ CLIQ® - HOW TO ORDER

### » TO ORDER A CLIQ® WEB MANAGER SYSTEM, YOU WILL NEED THE FOLLOWING:

- E-Cylinders or E-Locks
- Quartz+ Keys
- C-Key
- Local Programming Device
- Wall or Mobile Programming Device in case Remote Access is required
- System Setup (one-time charge includes license until December 31st of the year purchased)
- Annual CLIQ licensing fee according to system's size – due January 1st of every year


### » TO ORDER A CLIQ® LOCAL MANAGEMENT SYSTEM, YOU WILL NEED THE FOLLOWING:

- E-Cylinders or E-Locks
- Quartz+ Keys
- C-Key
- Local Programming Device
- CLIQ® Local Management Software (specify if for single system or multi-system management)

### » TO ORDER MTL CLIQ® GO SYSTEM, YOU WILL NEED THE FOLLOWING:

- E-Cylinders or E-Locks
- Quartz+ Keys
- R-Key
- Local Programming Device
- CLIQ® Express License
- Cylinder Programming Cable
- Mobile Programming Device is optional
- Annual CLIQ licensing fee according to system's size – due January 1st of every year





## CLIQ® E-Cylinders

Item #	Description
MOR1	CLIQ® Mortise Cylinder 1 1/8"
MOR2	CLIQ® Mortise Cylinder 1 1/4"
MOR3	CLIQ® Mortise Cylinder 1 3/8"
RIM1_ _	CLIQ® Rim Cylinder 1 1/8" (Specify Vertical or Horizontal Tail)
RIMSVT	CLIQ® Rim Cylinder 1 1/8" for Sargent® w/ Vertical Tail
ICCSH	CLIQ® Interchangeable Core Schlage® Large Format
ICCYA	CLIQ® Interchangeable Core Yale Large® Format
KIK_ _	CLIQ® Key In Knob Cylinder Fixed Tail (Specify Brand Type)
KID_ _	CLIQ® Key In Knob Cylinder Lazy Tail (Specify Brand Type)
Euro cylinders	Available single with thumb turn, double with Cliq® on one side only and double with Cliq® on both sides

## CLIQ® Deadbolts

Item #	Description
HD1	CLIQ® Single Hercular® Deadbolt (05 or 26 finish)
HD2E	CLIQ® Double Hercular® Deadbolt (External Side Only in CLIQ®) (05 or 26 finish)
HD2I	CLIQ® Double Hercular® Deadbolt (Internal Side Only in CLIQ®) (05 or 26 finish)
HD2B	CLIQ® Doubler Hercular® Deadbolt (Both Sides in CLIQ®) (05 or 26 finish)
HDC	CLIQ® Captive Key Hercular® Deadbolt (External Side Only in CLIQ®) (05 or 26 finish)

## CLIQ® Padlocks

Item #	Description
C08PC1	CLIQ® C-Series Padlock #8; Shackle Thickness - Ø 5/16" (7/8" Clearance)
C10PC1	CLIQ® C-Series Padlock #10; Shackle Thickness - Ø 3/8" (1 1/4" Clearance)
C13PC1	CLIQ® C-Series Padlock #13; Shackle Thickness - Ø 1/2" (1 1/2" Clearance)
NE10LE1	CLIQ® NE-Series Padlock #10; Shackle Thickness - Ø 3/8" (1" Clearance)
NE12LE1	CLIQ® NE-Series Padlock #12; Shackle Thickness - Ø 1/2" (1" Clearance)
NE12SB	CLIQ® NE-Series Padlock #12; Shackle Thickness - Ø 1/2" (Sliding Bolt; includes dust protector)

Additional variations of some of the above listed padlocks are available at an additional charge.  
 Call Customer Service at 1-800-MULTLOCK for more information.  
 CLIQ® Series padlocks recommended for indoor use only


## CLIQ® E-Cylinder Accessories

Part #	Description
QLST-COVER-MOR	CLIQ® Rain/Weather Protector for Mortise Cylinder
QLST-COVER-EUR	CLIQ® Rain/Weather Protector for European Profile Cylinder

All CLIQ® cylinders are supplied as keyed or master keyed only - Customer must supply keying information  
 CLIQ® cylinders in MTL™600 are available for existing systems

**HOW TO ORDER CLIQ®:** Please refer to page 13





## CLIQ® Smart Keys

Item #	Description
Q_ _ _B2KEY-E3-M	CLIQ® GEN2 User Key E3
CKEYCTRL	CLIQ® C-Key (Please specify keyway)
Q_ _ _B2KEY-E3-BLE-M	CLIQ® GEN2 User Key E3 with Bluetooth
KEYICC-CUT	CLIQ® Interchangeable Core Control Key

## CLIQ® Programming Devices, Tools & Services

Part #	Description
QPD-LOCAL	CLIQ® Local Programming Device
QPD-WALL-EXT	CLIQ® Wall PD (Wall-Mounted Unit for Updating User Keys) for Exterior Doors
QPD-WALL	CLIQ® Wall PD (Wall-Mounted Unit for Updating User Keys) for Indoor Use Only
QLSTBAT	CLIQ® Battery CR2032
QLSTBATTOOL	CLIQ® Battery Removal Tool
LST-LUBE	CLIQ® Lubricant for post-2010 cylinders (plugs show "O")
SVC-TRAINING-SITE	On-Site Advanced Training
SVC-TRAINING-WEB	Online Advanced Training

## Mul-T-Lock® Hosted CLIQ® Remote Setup and Web Hosting

Part #	Description
QLST-WEB-CUST-SERV	CLIQ® Web and Remote Manager Server Setup (One-Time Fee includes license until December 31st of the year purchased)
QLST-WEB-1-1000	CLIQ® Web Manager Software Licence (Annual Fee charged the 1st of the year) (for up to 1000 elements: cylinders, keys, and programming devices)
QLST-WEB-1001-5000	CLIQ® Software Licence (Annual fee charged January 1st) (for 1,001 to 5000 elements: cylinders, keys, and programming devices)
QLST-WEB-UNLIMITED	CLIQ® Software Licence (Annual fee charged January 1st) (for over 5,000 elements: cylinders, keys, and programming devices)
	24/7 technical support

All CLIQ® applications will require: Local Programming Device w/ USB Cable, C-Key, Web Manager & Remote Manager setup for all web-based CLIQ® software. All hosting fees include maintenance fee.

\*CLIQ® elements include e-cylinders, keys, and programming devices

## CLIQ® Local Manager

Part #	Description
QLST-NEW-MGR-SNGL	New CLIQ Local Manager - single system license
QLST-NEW-MGR-MLTI	New CLIQ Local Manager - multi-system license
QLST-NEW-MGR-UPGRD	Upgrade for a new CLIQ Local Manager releases

Warranty requires that any CLIQ® solution used on exterior applications be purchased with rain protector - Please specify application at the time of purchase.

Warranty also requires that all CLIQ® cylinders be properly lubricated (see details in Key & Cylinder Maintenance section in back of book) Pages 198 & 199



# SMARTAIR

Your Access. Your Control.





# Take a Smartair™ Step in security

SMARTair™ access control solutions are user-friendly and fully adaptable for property managers and tenants to be worry-free.

SMARTair's product line includes a wide range of integrated products including escutcheons, knob cylinders, and wall readers to suit any type of door.

SMARTair™ system offers several physical credentials to choose from, including cards, key fobs and wristbands.


SMARTair™ phone apps allow users to open doors with Bluetooth or Wireless technology or even remotely through data use and radio frequency.

## TENANTS AND USERS CAN:

- Open their doors with their smartphone, RFID cards, fobs or bracelets
- Access different areas of the building with one credential
- Access their door anytime/anywhere (Wireless App)

## PROPERTY OWNERS CAN:

- Send and revoke keys remotely
- Can open doors remotely
- Update doors in real-time
- Update time schedules
- Get additional notifications such as low battery, door left open, and view live audit trail
- Access their system from any computer anywhere, utilizing a unique web address and secure password



Wireless encrypted  
communication



Any type of door  
or access point



Battery powered

## HYBRID LOCKSMITH'S SYSTEM INTEGRATORS CAN:

- Easily retrofit system with wireless and battery-powered electronic locks
- Utilize wired wall readers to operate any electrified door openings
- Utilize existing client server architecture
- Choose the right technology for the client and installation, from a full wireless online solution to a Bluetooth update on card system and/or standalone solution.



Several designs to expand your security...



i-max



Split



Wide

Available in Satin Chrome  
Available only with Toledo handle

Available in a wide range of finishes.

#### i-max finishes available



Polished  
Chrome



Polished  
Brass



Satin  
Chrome



Satin  
Brass



Stainless  
Steel



Marengo



Flat  
Black



Flat  
White

#### Lever Options

(Contact us for more lever designs  
and finish options)



Vector



Zafira



Sena



Xara



Toledo



FSBE



Cubo



# EXPERIENCE SMARTair™

User friendly access control solution that helps you increase the security, control and value of your property with ease



Mobile Apps to open doors using your phone



Encrypted communications



Low maintenance



Real-Time Information



Full control over points of entry



A single solution for the entire building



Lockdown Option (for schools and universities)





*Your phone is  
your key.*

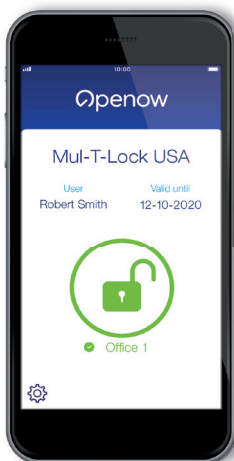
- Different types of formats allow end users to carry their credentials in the most convenient way for them
- Mobile phones can be used to open doors using secure SMARTair™ Apps, available for Android and iOS



## MULTIPLE CREDENTIAL OPTIONS



## SMARTair™ Mobile solution made for you



### Openow™ Bluetooth App

- Unlocks your door by simply holding your mobile phone to the SMARTair™ lock
- Utilizes BLE (Bluetooth Low Energy) technology
- Operates as a virtual credential. Collects all events and door status each time a door is opened using the app



### Remote Opening Wireless App

- Uses Internet connection to open doors remotely by a mobile phone.
- Allows any authorized user to remotely open doors from anywhere



Knob Cylinders



External  
Padlock



Internal  
Padlock



Wall Readers and  
Elevators Controllers



## HOW TO ORDER

To order SMARTair® Wireless System you will need the following:

- Wireless Management Kit
- Hub(s)
- SMARTair® Wireless Locks & / or Readers
- Credentials
- SMARTair Mobile App. for remote opening (optional)
- OpenNow Mobile App. for Bluetooth credentials (optional)
- Override Mortise Cylinders (optional)

To order SMARTair® Update on Card System you will need the following:

- Management Kit
- SMARTair® Locks & / or Readers
- Credentials
- Optional: Override Mortise Cylinders

To order SMARTair® Stand Alone System you will need the following:

- Programming Card
- SMARTair® Locks & / or Readers
- Credentials
- One Shadow Card for each Credential
- Optional: Override Mortise Cylinders



SCAN **QR** CODE  
TO RECEIVE A  
SMARTair QUOTE

## SMARTair® Locks

### \*ANSI Narrow i-max

#### Available options:

- Wireless or Update On Card
- Cylindrical or Mortise Lock Body
- Keypad
- Vestibule or Passage Function
- Bluetooth
- Alternate handle shapes and finishes



### \*ANSI Narrow i-max w/Cylinder Override

#### Available options:

- Wireless or Update On Card
- Mortise Lock Body
- Cylinder override
- Keypad
- Available as vestibule function
- Bluetooth
- Alternate Handle Shapes and Finishes



### \*ANSI Split

#### Available options:

- Wireless or Update On Card
- Cylindrical or Mortise Lock Body
- Privacy or Vestibule Function
- Bluetooth
- Alternate Handle shapes and Finishes



### \*ANSI Wide

#### Available options:

- Wireless or Update On Card
- Cylindrical or Mortise Lock Body
- Cylinder override
- Keypad




\*Mifare® only. If iClass is required, it must be specified at the time of order & is considered special order. Additional charges will apply.

### Knob Cylinder

#### Available options:

- Wireless or Update on Card
- Bluetooth
- Extreme weather
- Finish options



### I-Gate Padlocks

#### Available options:

- Wireless or Update On Card
- Standard or Weather Resistant



External Padlock

Internal Padlock

### Readers

#### Available options:

- Wireless or Update On Card
- Standard or Slim
- Keypad available on standard only



Anti Microbial coating component is proven to be 95% efficient in preventing contagion. **ANSI Narrow and ANSI Split are available with Anti Microbial Finish.**

\* For project pricing call customer service 1800MULTLOCK

**HOW TO ORDER** :Please refer to page 21



## SMARTair® Readers

Part #	Description
SMA-NFR-2PUSSB	SMARTair® iClass/Mifare Wireless V3 Reader
SMA-NBR-2PUSSB	SMARTair® iClass/Mifare Bluetooth Reader
SMA-NZR-2PUSSB	SMARTair® iClass/Mifare Wireless & Bluetooth V3 Reader
SMA-NCR-2PUSSB	SMARTair® iClass/Mifare UOC Reader
SMA-NFR-2KUSSB	SMARTair® iClass/Mifare Wireless V3 Reader with Keypad
SMA-NBR-2KUSSB	SMARTair® iClass/Mifare Bluetooth Reader with Keypad
SMA-NZR-2KUSSB	SMARTair® iClass/Mifare Wireless & Bluetooth V3 Reader with Keypad
SMA-NCR-2KUSSB	SMARTair® iClass/Mifare UOC Reader with Keypad
SMA-MCR2PDSSI	SMARTair® iClass/Mifare UOC Slim Reader

## SMARTair® Elevator Controllers

Part #	Description
SMA-NFR-2PRUSSB	SMARTair® iClass/Mifare Wireless V3 Elevator Controller + 8 Relay Cards
SMA-NBR-2PRUSSB	SMARTair® iClass/Mifare Bluetooth Elevator Controller + 8 Relay Cards
SMA-NZR-2PRUSSB	SMARTair® iClass/Mifare Wireless & Bluetooth V3 Elevator Controller + 8 Relay Cards
SMA-NCR-2PRUSSB	SMARTair® iClass/Mifare UOC Elevator Controller + 8 Relay Cards
SMA-CRPLCA8	Additional 8 Relay Cards for Elevator Controller

## SMARTair® Credentials

Part #	Description
SMA-M-SNACLICSTASD	SMARTair® Mifare® Stand Alone Shadow Card Programming Card and License M1K
SMA-M-CARD-SHADOW	SMARTair® Mifare® Paper 1K Shadow Card
SMA-M-WRIST-S-BLU	SMARTair® Mifare® Wristband - Silicon Blue Waterproof M1K
SMA-M-TAG-FLAT-1K	SMARTair® Mifare® Flat Tag (Fob) with Logo M1K White
SMA-M-TAG-PREM-4K	SMARTair® Mifare® Premium Tag (Fob) with Logo M4K Black
SMA-M-ST-NFC-1K-20	SMARTair® Mifare® Round NFC 20mm M1K Sticker
SMA-M-CARDMTL-1K	SMARTair® Mifare® Compatible Iso Read/Write Contactless 1K Card
SMA-M-CARDMTL-4K	SMARTair® Mifare® Compatible Iso Read/Write Contactless 4K Card



## SMARTair® Options & Services

Part #	Description
SVC-CNV-SMA-V2TV3	Conversion for SMARTair® Technology from V2 to V3
SVC-CNV-SMA-_____	Conversion for SMARTair® Technology Firmware
SVC-TRAINING-SITE	On-Site Advanced Training
SVC-TRAINING-WEB	Online Advanced Training



SCAN QR CODE  
TO RECEIVE A  
SMARTair QUOTE

# SMARTair® Access Control Solutions



## SMARTair® Accessories & Software

Part #	Description
SMA-SNCKKITWIR-10	iClass/Mifare Wireless Mngmt Kit w/ Software, Encoder, Portable Programmer & 50 Mifare Cards - 10 Door
SMA-SNCCLICWIR10	iClass/Mifare Wireless Software License - 10 door
SMA-STCUP10WIR30WI	Wireless SW Upgrade from 10 to 30 Doors Mifare & iClass
SMA-STCUP10WIR75WI	Wireless SW Upgrade from 10 to 75 Doors Mifare & iClass
SMA-STCUP10WIRUNWI	Wireless SW Upgrade from 10 to Unlimited Mifare & iClass
SMA-SNCKCKITUOC10	iClass/Mifare UOC Mngmt Kit w/ Software, Encoder, Portable Programmer & 50 Mifare Cards - 10 Door
SMA-SNCCLICUOC10	iClass/Mifare UOC Software License - 10 door
SMA-STCUP10UOC30UOC	Software Upgrade from 10 to 30 Doors Mifare & iClass - UOC
SMA-STCUP10UOC75UOC	Software Upgrade from 10 to 75 Doors Mifare & iClass - UOC
SMA-STCUP10UOCUNUOC	Software Upgrade from 10 to Unlimited Mifare & iClass - UOC
SMA-NCCLICLOCKDOWN	SMARTair Lockdown Upgrade
SMA-WEBCO	Web Encoding Upgrade to the Management Kit
SMA-CCLICBLE10	Bluetooth Annual License Fee 10 Doors
SMA-CCLICBLE30	Bluetooth Annual License Fee 30 Doors
SMA-CCLICBLE75	Bluetooth Annual License Fee 75 Doors
SMA-CCLICBLE-UN	Bluetooth Annual License Fee Unlimited
SMA-CCLICMOBILE	Phone App Upgrade for Wireless Management Kit (one time charge)
SMA-W-HUB-V3	Wireless Hub (Router) 902MHz Version 3
SMA-EURO-NA-ADAPT	European to North American Power Plug Adapter
SMA-CABLE-PP-TRAN	SMARTair® Transfer Cable
SMA-PC2LOCK-KIT	SMARTair® Cable & Adaptor for Laptop
SMA-CED3-I	iClass/Mifare Encoder
SMA-CPCC-I	Portable Programmer
SMA-DPS-M-BK	Door Position Switch
SMA-KIT-EMERG	Emergency Battery Cable
SMA-KCPP-ADAPT	SMARTair® Cylinder Adaptor for Portable Programmer
SMA-WIRELESANSI-V3	Wireless Board Locks (ANSI - V3 Wireless Board)
SMA-RI-KNOBV2-TOOL	Cylinder Installation and Removal Tool for SMARTair knob V2

## SMARTair® E-Motion Cabinet & Locker Locks

Part #	Description
SMA-ICE-53X1215B01	iClass® E-Motion Cabinet Lock Short - 15/32"-19/32" Door

See SMARTair® Credentials in Previous section for Credential Options  
Additional mechanical key + fob credential options can be found in the SynerKey® Section of this book.



**HOW TO ORDER:** Please refer to page 21

## MUL-T-LOCK® ELECTRIC STRIKES

An electric strike is an access control device used for doors. It replaces the fixed strike faceplate often used with a latchbar (also known as a keeper). Like a fixed strike, it normally presents a ramped surface to the locking latch allowing the door to close and latch just like a fixed strike would. However, an electric strike's ramped surface can, upon command, pivot out of the way when the lock on the door is in the locked position and the door is opened, allowing a user to open the door without operating the mechanical lock or using a mechanical key. After the door is opened past the keeper, the keeper returns to its standard position and re-locks when power is removed or applied, depending upon the strike's configuration.

- **Fail Secure:** Also called fail-locked or non-fail safe. In this configuration, applying electric current to the strike will cause it to unlock. In this configuration, the strike would remain locked in a power failure, but typically the mechanical lock can still be used to open the door from the inside for egress from the secure side. These units can be powered by alternating current, which will cause the unit to buzz, or DC power, which offers silent operation, except for a "click" while the unit is powered
- **Fail Safe:** Also called fail-open. In this configuration, applying electric current to the strike will cause it to lock. It operates the same as a magnetic lock would. If there is a power failure, the door opens merely by being pushed or pulled. Fail-safe units are always operated with direct current.

Mul-T-Lock® electric door strikes are designed with an adjustable keeper to simplify the installation. The latch cavity accommodates locksets with a 1/2" to 5/8" throw in metal, wood or aluminum frames.

### » FEATURES

- BHMA Grade 2
- Burglary Resistant according to UL 1034
- 1,000 lbs. Static strength
- 33 ft-lbs. Dynamic strength
- Endurance rating 1,000,000
- Strike depth – 1–1/2"
- Adjustable keeper
- Fail secure or fail safe
- Fully reversible for right or left-hand doors
- Continuous duty operation (DC)
- Mechanical override optional
- 5 years limited warranty

### » APPLICATIONS

- Commercial Centers
- Industrial Buildings
- Educational Facilities
- Retail Outlets
- Health Care Institutions
- Office Complexes





Part #	Description
ES-15.23-08940R11	Electric Strike Fail Secure, Faceplate 5-7/8 x 1 1/4, Off Center Zinc Plated 8-16V AC/DC
ES-15.23-08901R11	Electric Strike Fail Secure, Faceplate 5-7/8 x 1 1/4, Off Center Gold Plated 8-16V AC/DC
ES-15.23-08905R11	Electric Strike Fail Secure, Faceplate 5-7/8 x 1 1/4, Off Center Black 8-16V AC/DC



Part #	Description
ES-46-79G35-R11	Electric Strike Fail Secure for Mortise Lock with Bolt Cut Out - Stainless Steel
ES-46-79G01-R11	Electric Strike Fail Secure for Mortise Lock with Bolt Cut Out - Gold
ES-46-79G05-R11	Electric Strike Fail Secure for Mortise Lock with Bolt Cut Out - Black
ES-46-80G35-R11	Electric Strike Fail Secure for Mortise Lock without Bolt Cut Out - Stainless Steel
ES-46-80G01-R11	Electric Strike Fail Secure for Mortise Lock without Bolt Cut Out - Gold
ES-46-80G05-R11	Electric Strike Fail Secure for Mortise Lock without Bolt Cut Out - Black



Part #	Description
ES-17.610-73G35R11	Adjustable Electric Strike Fail Secure, Faceplate 1-1/4 x 5-7/8, Off Center Stainless Steel 8-16V AC/DC
ES-17.610-73G01R11	Adjustable Electric Strike Fail Secure, Faceplate 1-1/4 x 5-7/8, Off Center Gold Plated 8-16V AC/DC
ES-17.610-73G05R11	Adjustable Electric Strike Fail Secure, Faceplate 1-1/4 x 5-7/8, Off Center Black 8-16V AC/DC



Part #	Description
ES-17.610-72G35R11	Adjustable Electric Strike Fail Secure, Faceplate 1-1/4 x 5-7/8, Center Stainless Steel 8-16V AC/DC
ES-17.610-72G01R11	Adjustable Electric Strike Fail Secure, Faceplate 1-1/4 x 5-7/8, Center Gold Plated 8-16V AC/DC
ES-17.610-72G05R11	Adjustable Electric Strike Fail Secure, Faceplate 1-1/4 x 5-7/8, Center Black 8-16V AC/DC



Part #	Description
ES-17.610-74G35R11	Adjustable Electric Strike Fail Secure, Faceplate 1-1/4 x 4-7/8, Center Stainless Steel 8-16V AC/DC
ES-17.610-74G01R11	Adjustable Electric Strike Fail Secure, Faceplate 1-1/4 x 4-7/8, Center Gold Plated 8-16V AC/DC
ES-17.610-74G05R11	Adjustable Electric Strike Fail Secure, Faceplate 1-1/4 x 4-7/8, Center Black 8-16V AC/DC

All strikes above are 8-16 V AC/DC (R11)  
 All 17 series strikes are available as Fail Secure 12 V DC 100% duty at additional cost of \$18.57 (E41)  
 All 37 series strikes are available as Fail Safe 12 V DC 100% duty at an additional cost of \$60.36 (E91)  
 Some strikes are available with mechanical override at an additional cost of \$39.46 (17E)  
 Special finishes are available upon request (minimum order quantity required)

<b>Strike Finishes:</b>	35 - Stainless Steel
	01 - Gold
	05 - Black (+\$34.82)





Part #	Description
ES-17.610-75G35R11	Adjustable Electric Strike Fail Secure, Faceplate 1-1/4 x 4-7/8, Off Center Stainless Steel 8-16V AC/DC
ES-17.610-75G01R11	Adjustable Electric Strike Fail Secure, Faceplate 1-1/4 x 4-7/8, Off Center Gold Plated 8-16V AC/DC
ES-17.610-75G05R11	Adjustable Electric Strike Fail Secure, Faceplate 1-1/4 x 4-7/8, Off Center Black 8-16V AC/DC



Part #	Description
ES-76-17-87635R11	Adjustable Electric Strike Fail Secure, Faceplate 4-7/8 x 1-1/4, Stainless Steel 8-16V AC/DC
ES-76-17-87605R11	Adjustable Electric Strike Fail Secure, Faceplate 4-7/8 x 1-1/4, Black 8-16V AC/DC



Part #	Description
ES-76-17-88035R11	Adjustable Electric Strike Fail Secure, Faceplate 7-15/16 x 1-7/16, Stainless Steel 8-16V AC/DC
ES-76-17-88005R11	Adjustable Electric Strike Fail Secure, Faceplate 7-15/16 x 1-7/16, Black 8-16V AC/DC

NEW



Part #	Description
ES-17.310-32H05R11	Adjustable Electric Strike Fail Secure; Faceplate 8" x 1 3/8"; Black 8-16V AC/DC
ES-17.310-32H91R11	Adjustable Electric Strike Fail Secure; Faceplate 8" x 1 3/8"; Silver 8-16V AC/DC

All strikes above are 8-16 V AC/DC (R11)

All 17 series strikes are available as Fail Secure 24 V AC/DC at no additional cost (F11)

All 17 series strikes are available as Fail Secure 12 V DC 100% duty at additional cost of \$18.57 (E41)

All 37 series strikes are available as Fail Safe 12 V DC 100% duty at an additional cost of \$60.36 (E91)

Some strikes are available with mechanical override at an additional cost of \$39.40 (17E)

Special finishes are available upon request (minimum order quantity required)

Strike Finishes:	35 - Stainless Steel
	01 - Gold
	05 - Black (+\$34.82)

## ELECTRIC CABINET LOCKS



Part #	Description
EFF-1049.10-Q31	EFF EFF Cabinet Lock, Fail Safe/Secure Switchable, 12/24 V
EFF-1049.10RR-Q31	EFF EFF Cabinet Lock, With Monitor, Fail Safe/Secure Switchable, 12/24 V

NEW

## THE UNISTRIKE 9338 SUPPLEMENTARY LOCKING

The innovative Unistrike 9338 locking is an elegant, universal solution.

It is used in doors as an access control locking system, as well as on hatches, cabinets or lockers.

The compact solution combines an electric strike with a magnetic bolt counterpart. Thanks to its low installation depth, it is particularly suitable for modern, narrow door designs.

Low installation depth and subsequent adjustment options.

The newly developed magnetic bolt counterpart is significantly more compact than other solutions on the market. After installation, the bolt can be adjusted to the door situation using the FaFix® adjustment options on the electric strike and counterpart.

The bolt used is particularly quiet due to its good sliding properties and does not require any lubrication.

As an integrated solution, Unistrike offers greater tamper protection compared to conventional holding magnets. And as a surface-mounted solution, it is ideal for retrofitting.



Quickly installed alternative for suitable retrofitting

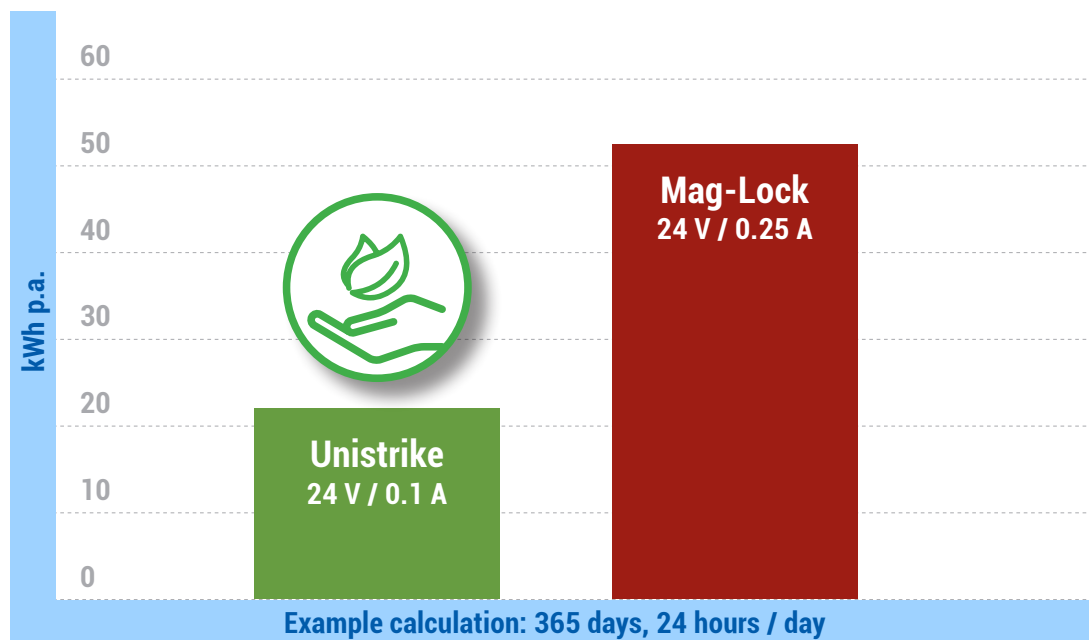


Complete Integration – Continuous surface



Quickly installed alternative for retrofitting

Unistrike consumes much less energy compared to conventional magnets.



The surface mounting of Unistrike is extremely easy and fast.

Scan a QR-Code below to learn how.

On metal doors:



On wooden doors:



On glass doors:





## Complete set with strike plate (160x24x3mm)

Electric strike with monitoring contact and protection diode and magnetic bolt counter part.



## Complete set with strike plate (160x24x3mm)

Electric strike with protection diode and magnetic bolt counter part.



## Set without strike plate

For flexible use with effeff brand ProFix<sup>®</sup> 2 strike plates or for mounting in the surface-mounted casing. Electric strike with protection diode and magnetic bolt counter part.

Part #	Description
ES-9338...E91	Fail Safe 12VDC Without face plate
ES-9338...F91	Fail Safe 24VDC Without face plate



## Set without strike plate

For flexible use with effeff brand ProFix<sup>®</sup> 2 strike plates or for mounting in the surface-mounted casing. Electric strike with monitoring contact and protection diode and magnetic bolt counter part.

Part #	Description
ES-9338RR...E91	Monitoring fail safe 12VDC Without face plate
ES-9338RR...F91	Monitoring fail safe 24VDC Without face plate



## Surface-mounted casing 9338 for electric strikes

Order the appropriate electric strike set without strike plate for the surface-mounted casing.

Part #
ES-9338-1N-9100



## Surface-mounted casing 9338 for magnetic bolt counterpart

The magnetic bolt counterpart can be easily fastened in the surface-mounted casing. Included in delivery: 1 x surface-mounted casing with mounting bracket and mounting screws for the magnetic bolt counterpart

Part #
ES-9338-SET -- 9100





### Spacer plates

Spacer plates for placing underneath, suitable for both surface-mounted casings.

Part #
ES-9338-4---9100



### Strike plates

Part #
ES....34G35-01      Radius Strike Plate for Mortise Installation
ES-----68935-1      Square Strike Plate for Mortise Installation



### Mounting bracket

L-shaped mounting bracket for mounting the surface-mounted casing 9338---1N-9100 on the door frame.  
Included in delivery: 1 x mounting bracket with fixing material

Part #
ES-9338-3-W1-9100



### Cover plate set

Self-adhesive cover film to cover the bonding surface when mounted on glass surfaces. Consists of two screening films and one cleaning cloth.

Part #
ES-9338-5---9100

\* Adhesive Set may be needed but not included

### Example of application areas:

- Doctor's offices
- Law offices
- Washrooms
- Interlocking systems
- Laboratories





## CODE-HANDLE®

4 digits separate your private or sensitive belongings in public spaces.

Code Handle® works with an electronic code. This way only authorized people, like office staff, can unlock the door. Enter the code on the handle's keypad and the door opens. Code Handle® works in parallel with your existing locking

unit: keep your cylinder or lock and just change the handle to a battery-powered one. No need to wire the door. No need to install an electronic access control system.



### Autolock

How frequently do you enter and leave your office?

No more needing to remember to lock the door.



### Easy to install and retrofit

All it takes is 2 screws to fit a Code Handle® on almost any interior door. You can set up to 9 different user codes.



### Keyless and convenient

Secure your private rooms without keys, no wires and no expensive access control system. It's simple with Code Handle®.



### Application

Code Handle® helps to control private access in public spaces, like archives, stock rooms, guest restrooms, medical storage or offices.

## CODE HANDLE TECHNICAL DATA AND FEATURES

<b>Power supply</b>	2 × lithium-ion batteries 3 V (CR2); > 30,000 cycles life	<b>Door types</b>	Fits most internal doors
<b>Codes</b>	9 user codes (4 – 6 digits), 1 master code (6 digits)	<b>Door thickness</b>	Suitable for 35 - 80mm (1.378" - 3.15")
<b>Signals</b>	LED display (GREEN, RED)	<b>Fire tested</b>	According to EN 1363
<b>Door requirements</b>	Interior doors	<b>Finish</b>	6%

### Code Handle® Handle

Part #	Description
LCK-CODEIT-U4LH-26	Code Handle® Dual Mode Digital Lever 2 3/4" Backset 626 Left-Handed
LCK-CODEIT-U8LH-26	Code Handle® Dual Mode Digital Lever 2 3/8" Backset 626 Left-Handed
LCK-CODEIT-U4RH-26	Code Handle® Dual Mode Digital Lever 2 3/4" Backset 626 Right-Handed
LCK-CODEIT-U8RH-26	Code Handle® Dual Mode Digital Lever 2 3/8" Backset 626 Right-Handed

### Code Handle® Handle

Part #	Description
PLK-CODELAT-U4-26	Code Handle® Lever Latch 2 3/4" Backset 626
PLK-CODELAT-U8-26	Code Handle® Lever Latch 2 3/8" Backset 626





## INTELLIGENT KEY MANAGEMENT SYSTEMS

Mul-T-Lock offers Traka21® to easily manage and secure keys and other assets. Traka21® is a sophisticated stand-alone key management system which combines innovative RFID technology and robust design to provide small and medium size businesses with the advanced management of 21 keys or keysets in an affordable plug and play unit. Simple, efficient, and cost-effective, Traka21® helps trace and account for every key or keyset, which are individually locked in place.

### » OPERATION

- Stand-alone Plug & Play solution with advanced RFID technology
- Touchscreen interface
- PIN access to designated keys or keysets which are individually locked in place
- Keys are securely attached using special security seals
- Simple to configure through setup wizard
- No requirement for network connection or PC
- Can be mounted on the wall
- Optional battery backup

### » TRAKA21 FEATURES

- User, key and access rights administration
- Screen based audit trail and reporting capability or export via USB port
- 21 robust, long-life iFobs with security seals
- 21 locking receptors with LEDs
- Compact steel housing with no exposed hinges or obvious access points
- Manual override and door release functions in case of emergency
- Audible alarms







## Traka® Smart Key Control Cabinets

Part #	Description
TRK-21-FF-7-0370	Traka21® Standalone Touchscreen Cabinet w/ 21 iFobs and Seals

Warranty for Traka21® is 1 year  
For project pricing please contact us: 1-800-MULTLOCK

## Traka® Smart iFobs

Part #	Description
TRK-21-FF-7-0394	Traka21® RFID iFob

There is no warranty on iFobs

## Traka® Security Seals

Part #	Description
TRK-21-FF-7-0393	Traka21® Robust One-Time Security Seals for Traka21®

There is no warranty on Security Seals



# Mul-T-Lock<sup>®</sup>

## High Security Cylinder Platforms



REFRESHED  
BLUE COLOR



STANDARDIZED  
LOOK & FEEL

UPGRADED  
BRAND LOGO

NEW ACCESS  
CARD UPDATE



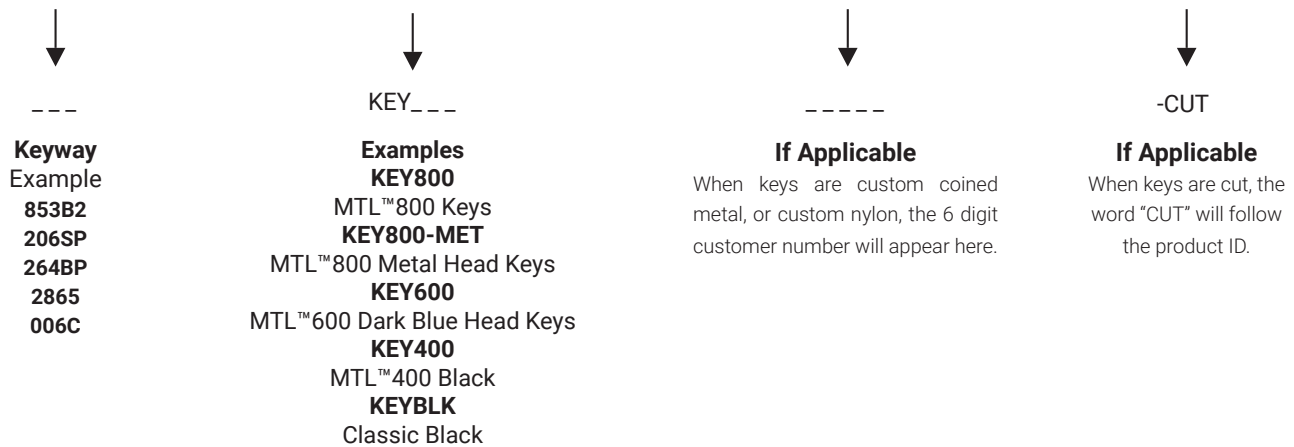
## Understanding Mul-T-Lock® Part #'s

Each product that is or accepts a key (Key Blanks, Cylinders, Deadbolts, Padlocks, etc...) must begin with the keyway (i.e. 206SP, 006C, etc...). Key Order Cards must also begin with keyway.

The following are some part # examples.

### Keys

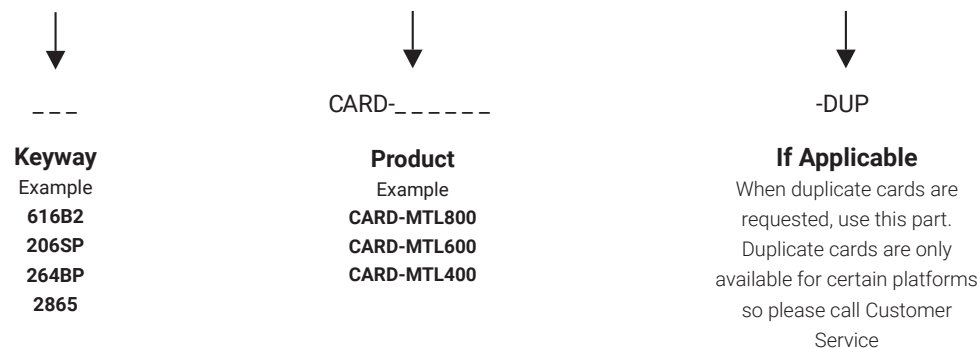
Key part #'s will define if keys are blank or cut, and the color of their head if applicable.



When keys are sold as blanks, they are supplied in boxes of 50. Therefore 1 unit equals 1 box of 50 key blanks (excluding Hercular® Captive Key, and ICC Key Blanks, which are also sold as individuals). Cut keys are sold as individuals. Therefore 1 cut key is a single cut key. Single cut keys are not available on all the platforms. **All dealer keyways for MTL™800 will use 853B2 as the keyway designation for blank keys and sub assembled products.**

### Cards

Card part #'s will define if cards are to a random code or if they are duplicate.



## Additional Part # Information

### Sub-Assembled

If product is MTL™600 Sub-Assembled, then the MTL™600 Disc combination will be replaced with an "X". This is done because there are no keys or plug pins included with the product, so there is no pin stack in the MTL™600 chamber. Since this is the case "S", "B", and "G" are not relevant.

### Example

When entering an order for Hercular® Deadbolt in Bright Brass, Sub-Assembled, the part # will be:

- Instead of 206-HD1-05-S, use 206XP-HD1-05-S

### MTL™600 Part Numbers

MTL™600 part numbers will contain a "P" after the "X", "S", "B", or "G" in the keyway portion of the part number.

### Example

Compare the part numbers for an Interactive® Hercular® deadbolt and an MTL™600 one below:

- 206X-HD1-05-S = 206 Interactive® keyway, sub-assembled, single Hercular® in 605 finish
- 206XP-HD1-05-S = 206 MTL™600 keyway, sub-assembled single Hercular® in 605 finish



# MTL™ 800

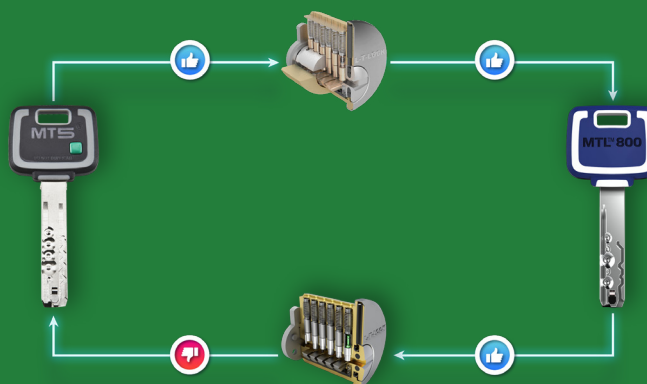


Meets high international standards to offer enhanced resistance to picks, drills, bumps, and other forms of lock manipulation.



- Fully backward compatible with the previous MT5®+
- Supports large and complex master key systems
- Ability to create exclusive keyways
- Integrates with wide range of products
- Offer a variety of keying options
- The same key cutting machines, the same tooling and the same pinning kit.

(With the exception of a change to a new Alpha Centric Pin)



\* The product contains the inventions contained in MT5®/ MT5®+ products which is patent protected until 2025. In addition, patent application were filed with respect to another invention contained in this product but patents have not yet been granted as of March 2023 ("Patent Pending").

# MTL™800



## Keys and Cards MTL™800

Part #	Description
853B2KEY800	Key Blank w/Nylon Head-MTL™800-Blue/White
6__ B2KEY800-CUT	Cut Key w/Nylon Head-MTL™800-Blue/White
853B2-KEY800-MET	Key Blank w/Metal Head-MTL™800
6__ B2KEY800-MET-CUT	Cut Key w/Metal Head-MTL™800
853B2KEY800-INA	Key Blank for Use w/ Custom Inserts MTL™800
853B2-800-ANTIBACT	Box OF 50 Key Blank MTL™800 Anti-Bacterial (special order - allow additional time for delivery)
853B2KEY800GR/_ _ _	Key Blank w/Nylon Head-MTL™800 (50 Per Box / Per Color ) (Please Specify Color)
853B2KEY800M- _ _ _ _ _	Key Blank w/Metal Custom Head (Specify Customer ID # for the Variable Value)
853B2-KEYICC-1	Key Blank w/Nylon Head (Control Key I/C)
6__ B2-KEYICC-CUT	Cut Key w/Nylon Head (Control Key I/C)
853R2-KEYHRC-1	Key Blank for Hercular® Captive Key MTL™800
853R2-KEYHRC-CUT	Cut Key for Hercular® Captive Key MTL™800
6__ B2-CARD	Key Order Card (Pre-Combined) MTL™800
6__ B2-CARD-MK-1	Key Order Card MKS Single Key Card - System Admin Authorization Required
6__ B2CARD800-2K	Key Order Card (Pre-Combined) w/2 Nylon Head Cut Keys MTL™800
	Key Blank w/Metal Head-MTL™800 - ANTI-BACTERIAL - Special order - Minimum order quantity will apply

All key blanks shown above are supplied in boxes of 50 only. MTL™800 nylon keys come standard w/ Blue & White head. MTL™800 Color Nylon Head key blanks include: Fluorescent Blue, Fluorescent Green, Magenta, and Burgundy. Custom coined keys are supplied in lots of 500, and should allow additional delivery time. Key blanks listed are for dealer keyways. For special institutional keyways, call for part # and pricing. Open keyway is 616B2



**HOW TO ORDER:** Please refer to page 35

[www.mul-t-lockusa.com](http://www.mul-t-lockusa.com)

# MTL™ 600



Advanced Key Control through unique coded Mul-T-Lock® key card, only usable by authorized Mul-T-Lock® dealer



Increased Security Effectiveness via patented High Security technology: Keys and Telescopic Pins



Master Keying Options supporting complex operational and organizational, commercial and residential needs



Intrusion Protection high resistance to picking, drilling, and bumping attempts



A variety of cylinders, padlocks, electro-mechanical solutions all can be operated by one key.



# MTL™ 600



## Keys and Cards MTL™ 600

Part #	Description
2__PKEY600	Key Blank w/Nylon Head-MTL™ 600 - Blue
2__PKEY600-CUT	Cut Key w/Nylon Head-MTL™ 600 - Blue
2__PKEY600-MET	Key Blank w/Metal Silver Head-MTL™ 600
2__PKEY600-MET-M	Cut Key w/Metal Silver Head-MTL™ 600
2__PKEY600-INA	Key Blank for Use w/ Custom Inserts MTL™ 600
2__P-600-ANTIBACT	Key Blank w/Anti-Bacterial Head- MTL™ 600 - Forest Green (Special order only - allow additional time for delivery)
206SPKEY600-RED	Key Blank with Red Nylon Head-MTL™ 600 (50 Per Box) (other colors and other keyways have minimum order quantity requirements)
206SPKEY600-GRN	Key Blank with Green Nylon Head-MTL™ 600 (50 Per Box) (other colors and other keyways have minimum order quantity requirements)
206SPKEY6005CL-250	Key Blank w/Nylon Head-MTL™ 600 (250 pc. Assortment of 5 Colors)
2__PKEY600M-_____	Key Blank w/Metal Custom Head - MTL™ 600
2__PKEY600 - _____	Key Blank w/ Custom Molded Nylon Head (specify color) - MTL™ 600
2__PKEY600ICC-1	Key Blank w/Nylon Head (Control Key I/C) - MTL™ 600
2__PKEY600ICC-CUT	Cut Key w/Nylon Head (Control Key I/C) - MTL™ 600
20R_P-KEYHRC-1	Key Blank for Hercular® Captive Key
20R_P-KEYHRC-CUT	Cut Key for Hercular® Captive Key
2__PCARD-MTL600	Key Order Card (Pre-Combinated)
2__PCARD-2K600	Key Order Card (Pre-Combinated) w/2 Nylon Head Cut Keys
2__PCARD-DUP	Key Order Card Duplicate (Serial # will be replaced with "Duplicate")
2__PCARD-MK-1	Key Order Card MKS Single Key Card - System Admin Authorization Required
2__PCARD-3IN1	3 in 1 Card Set (3 Color Identified Cards)
	Key Blank w/Metal Head-MTL™ 600 - ANTI-BACTERIAL - Special order - Minimum order quantity will apply

All key blanks shown above are supplied in boxes of 50 only. MTL™ 600 nylon keys come standard with dark blue head. Key blanks listed are for dealer keyways. For special institutional keyways, call for part # and pricing. Custom coined keys are supplied in lots of 500, and should allow additional delivery time. Open keyway is 206SP

## Keys Interactive


Part #	Description
240_-KEYBLK-MTL	Key Blank w/Nylon Head- Works in all Right Handed Interactive Cylinders

\* Indicate version S, B or G

\*Interactive® products are only available as sub-assembled. Follow the same pricing guidelines as MTL™ 800

**HOW TO ORDER:** Please refer to page 35

# MTL™400



Hundreds of unique profiles for enhanced security



Resistance to break-ins and intrusions by bumping and picking



Peace of mind- Reinforces your need to protect against key duplication



Patented Key Control. Keys can only be duplicated by presenting the key order card to an authorized Mul-T-Lock® Dealer.



Environmentally friendly



State-of-the-art patent pending technology.

# MTL™ 400



## Keys and Cards MTL™ 400

Part #	Description
_86_-KEY400	Key Blank w/Nylon Head- MTL™ 400 - Black
_86_-KEY400-CUT-M	Cut Key w/Nylon Head-MTL™ 400-Black
_86_-KEY400-MET	Key Blank w/Metal Head-MTL™ 400
_86_-KEY400-INA	Key Blank for Use w/ Custom Inserts - MTL™ 400
_86_-KEY400- _ _ _	Key Blank with Colored Nylon Head- MTL™ 400 - indicate color (minimum order quantity may apply)
2865-400-ANTIBACT	Box of 50 Key Blanks MTL™ 400 2865 ANTI-BACTERIAL (Special order only - allow additional delivery time)
_86_-KEYHRC-1	Key Blank for Hercular® Captive Key MTL™ 400
_86_-KEYHRC-CUT	Cut Key for Hercular® Captive Key MTL™ 400
_86_-KEYICC400-1	Key Blank w/Nylon Head (Control Key I/C) MTL™ 400
_86_-KEYICC400-CUT	Cut Key w/Nylon Head (Control Key I/C) MTL™ 400
_86_-CARD-MTL400	Key Order Card (Pre-Combined) MTL™ 400
_86_-CARD-2K400	Key Order Card (Pre-Combined) + 2 Cut Keys (Nylon Head) MTL™ 400
	Key Blank w/Metal Head-MTL™ 400 - ANTI-BACTERIAL - Special order - Minimum order quantity will apply

All key blanks shown above are supplied in boxes of 50 only (except for KEYICC400 & KEYHRC.) MTL™ 400 nylon keys come standard with black head  
Key blanks listed are for dealer keyways. For special institutional keyways, call for part # and pricing  
Custom coined keys are minimum of 10 boxes (500 key blanks), and should allow additional delivery time.  
Open keyway is 2865



**MUL-T-LOCK®**

**AntiBacterial**

**UNIQUE KEYS**



Available in MTL™ 800, MTL™ 600 and MTL™ 400

**HOW TO ORDER:** Please refer to page 35





# CLASSIC & INTEGRATOR

## Keys and Cards Classic

Part #	Description
0__C-KEYBLK	Key Blank w/Nylon Head-Classic-Black
0__C-KEYBLK-CUT	Cut Key w/Nylon Head-Classic-Black
0__C-KEYMET	Key Blank w/Metal Silver Head Classic
0__C-KEYMET-CUT	Cut Key w/Metal Silver Head Classic
0__C-KEY5CL-250	Key Blank w/Nylon Head-Classic (250 pc. Assortment of 5 Colors) 006C 064C 050C only
006C-KEY-ANTI-BACT	BOX OF 50 KEY BLANK 006 W/O DND Anti-Bacterial
00RC-KEYHRC-1	Key Blank for Hercular® Captive Key
00RC-KEYHRC-CUT	Cut Key for Hercular® Captive Key
0__C-KEYICC-1	Key Blank w/Nylon Head (Control Key I/C)
0__C-KEYICC-CUT	Cut Key w/Nylon Head (Control Key I/C)
0__C-CARD	Key Order Card (Pre-Combined)
0__C-CARD-2K	Key Order Card (Pre-Combined) w/2 Nylon Head Cut Keys

\*Classic products follow the same pricing guidelines as MTL™600

All key blanks shown above are supplied in boxes of 50 only (except for KEYICC & KEYHRC.)

Classic Assorted Color Nylon Head key blanks\* are supplied in bags of 250 only (50 of each color).

## Keys and Cards Integrator®

Part #	Description
348_-KEYNTG	Key Blank w/Nylon Head-Integrator®-Blue
348_-KEYNTG-CUT	Cut Key w/Nylon Head-Integrator®-Blue
348_-KEYNTG-INA	Key Blank for Use w/ Custom Inserts
348_-KEYICC-1	Key Blank w/Nylon Head (Control Key I/C)
348_-KEYICC-CUT	Key Cut w/Nylon Head (Control Key I/C)
348_CARD	Key Order Card (Pre-Combined)
348_CARD-DUP	Key Order Card Duplicate (Serial # will be replaced with "Duplicate")
348_CARD-2K	Key Order Card (Pre-Combined) w/2 Nylon Head Cut Keys

\*Integrator products are only available as sub-assembled. Follow the same pricing guidelines as MTL™600

Integrator key blanks are supplied in boxes of 50

### HOW TO ORDER:

Underscores \_ indicate a variable value. List Keyway First then Type of Key

See page 35 for further details



\*Color of the inserts may appear different in printing.

## Colored Dots for Key Heads

Part #	Description
PKY-DOTRND-___	Round Dots for Interactive® Nylon Head Keys (500 pc. bag)
PKY-DOTOVL-___	Oval Dots for Integrator® Nylon & Int/Classic® Metal Head Keys (500 pc. Bag)
PKY-DOTSQR-___	Square Dots for MTL™ 600 and MTL™ 800 Nylon Head Keys (500 pc.bag)

Colored dots are supplied in bags of 500.

Available Colors: Blue (BLU), Brown (BRN), Green (GRN), Gray (GRY), Orange (ORG), Red (RED), Violet (VLT), Yellow (YLW), White (WHT), Black (BLK), Assorted (AST)

### HOW TO ORDER:

Underscores\_ indicate a variable value - Insert Color Code of the Dots

Example: PKY-DOTSQR-AST - To Order Assorted Colors of Square Dots

## Custom Key Inserts

Part #	Description
PKY-INA-___-___-___-___	Custom Inserts For Use With All KEY___-INA Keys

KEY600-INA for MTL™600 keyways are available in dark blue only (minimum orders may apply)

INA inserts available in red, gray, yellow, green, orange, dark blue & white. All inserts are supplied in lots of 3000 per color, per design.

Please allow additional delivery time.

### HOW TO ORDER:

Underscores \_ indicate a variable value. List Color Code of the Insert and Customer ID #

Example: PKY-INA-GRY-700003 - This is for Gray Inserts for Customer 700003

When ordering for the first time, one time die set up charge will apply. See below.

## Insert Die Setup

Part #	Description
SVC-KEYINSERT-SETUP	Die Setup for Nylon Head Customized Key Inserts

Die charge is a one time setup fee for initial order of customized Nylon Inserts.

Contact your local Territory Manager or Mul-T-Lock® Customer Service for additional information.

## Custom Key Setup Charges

Part #	Description
SVC-COIN-KEYMET-500	Coining Die For Metal Head Keys (500 Key Order)
SVC-COIN-KEYMET-1000	Coining Die For Metal Head Keys (1,000 Key Order)
SVC-COIN-KEYMET-1500	Coining Die For Metal Head Keys (1,500 Key Order)
SVC-COIN-KEYMET-2000	Coining Die For Metal Head Keys (2,000 Key Order)
SVC-KEYDIE-SETUP	Die Setup for Custom Molded Nylon Head Keys

Die charge is a one time setup fee for initial order of customized keys.

Orders for custom coined keys must meet minimum quantity requirements and allow additional delivery time.

# Keys & Cards

Part #	Description
PART#-D	Keyed Different
PART#-A	Keyed Alike ( Depending Upon Quantities, Additional Charges May Apply)
PART#-M	Master Keyed (Add to Keyed Random Price) - USE PART #: SVC-MK-KEYING-__ _
PART#-M	Master Keyed for Double Cylinder Product (Add to Keyed Random Price) - SVC-MK-KEYING-__ _2
PART#-S	Sub-Assembled (Deduct from Keyed Random Price)
SVC-CNV-3IN1	Cylinder Set-Up for 3 in 1
SVC-CNV-3IN1	Cylinder Set-Up for 3 in 1 for Double Cylinder Product
SVC-CUST-KEYED__ _	Customer Specified Keying (Specify Platform and Combo)
SVC-CUST-KEYED__ _2	Customer Specified Keying for Double Cylinder (Specify Platform and Combo)

**D** Products Come With 2 Nylon Head Cut Keys\* Per Item, and 1 Key Order Card Per Combination. **M** Products Come With 2 Nylon Head Cut Keys\* Per Item. **S** Products Come Subassembled, Without Plug Pins, Keys, and Key Order card. **3in1** Products come keyed with 2 green, 1 yellow, and 1 red-dotted cut key per item, and 1 Key Order Card per combination. Products keyed to Customer Specified Combo come with 2 Nylon Head Cut Keys\* per item upon request. \*Metal Head & Insert Head Keys can be substituted for an additional charge if available.

**A- Keyed alike items: 2 cut keys each item is included for up to 10 items keyed alike for a total of 20 cut keys. Quantities over 10 items keyed alike will include up to 20 cut keys only. If more than 20 cut keys are required for over 10 items keyed alike, additional charges will apply. (double cylinder product will count as 1 item and will include only 2 cut keys per pair)**

## Re-Keying - (Does Not Include New Card and Keys)

Part #	Description
SVC-REKEY-CYL-__ _	Re-Key Charge - Cylinder (Specify Platform and Combo)
SVC-REKEY-CYL-__ _2	Re-Key Charge - Double Cylinder (Specify Platform and Combo)
SVC-REKEY-PAD-__ _	Re-Key Charge - Padlock (Specify Platform and Combo)
SVC-REMAS-CYL-__ _	Re-Master Key - Cylinder (Specify Platform and Combo)
SVC-REMAS-CYL-__ _2	Re-Master Key - Double Cylinder (Specify Platform and Combo)
SVC-REMAS-PAD-__ _	Re-Master Key - Padlock (Specify Platform and Combo)

## Code Stamping

Part #	Description
SVC-STAMP-KEY	Code Stamp on Key Blade
SVC-STAMP-CYL	Code Stamp on Cylinder Body or Tail
SVC-LASER-GRAPHIC	Laser Marking on Cylinder or Padlock Body
SVC-LASER-KEYHEAD	Laser Marking on Head of Key

## Special Services

Part #	Description
SVC-CNV-SMA-____	Conversion for SMARTair Technology Firmware
SVC-CNV-SMA-V2TV3	Conversion for SMARTair Technology from V2 to V3
SVC-KEY-CUT	Conversion for Key Blanks to Cut Keys (Per Key)
SVC-SETUP-MAS	Master Key System Setup Fee
SVC-LABOR-KCM	Key Cutting Machine Repair / Mechanical Support - Per Hour
SVC-SUPPORT-ELMEC	SMARTair / Electromechanical Technical Support
SVC-CNV-KEY-MET	Conversion for Metal Keys (Per Key)
SVC-CNV-KEY-INS	Conversion for Insert Head Keys (Per Key) (Insert not included) (Keyway restrictions may apply)
SVC-CNV-MOR-SR2	Conversion for Mortise Cylinder w Security Ring # 2 (8.9mm(.35") length)
SVC-CNV-MOR-SR3	Conversion for Mortise Cylinder w Security Ring # 3 (12.2mm(.48") length)
SVC-CNV-HRC-SPLIT	Conversion for Split Finish Hercular Deadbolt
SVC-SPC-HD-FINISH	Special Finish Charge for Hercular Deadbolt (Allow 2 to 10 weeks)
SVC-SPC-CYL-FINISH	Special Finish Add On for Cylinders (Allow 2 to 10 weeks)
SVC-SPC-EUR-FINISH	Special Finish Add On for Euro Profile Cylinders (Allow 2 to 10 weeks)
SVC-CNV-PL-NKR	Conversion for C-Series Padlock to Non-Key Retaining
SVC-CNV-G47-JACKET	Conversion for G47 Plastic Jacket
SVC-CNV-G55-JACKET	Conversion for G55 Plastic Jacket

MTL™800

MTL™600

MTL™400



# MUL-T-LOCK®

## KEY CUTTING MACHINES, PINKITS & TOOLS



Mul-T-Lock® strives to empower our partners with the finest tools of the trade by offering Mul-T-Lock® brand machinery, an extensive range of tools and pinning kits and many useful resources for providing exceptional service and high security.





## Description

KC5™ is Mul-T-Lock® Machinery's perfect answer for the modern-day locksmith in search of new professional horizons.

Computerized, intelligent and automatic, this elegant key-cutting machine responds to the needs of all customers – large and small, and from single key orders to extensive projects requiring complex security solutions.

Compatible with all Mul-T-Lock® key platforms including the ground-breaking MT5+® and the new MTL™ 800, KC5™ offers cut-to-code capabilities based on magnetic card readings, as well as key marking features together with user-friendly software.

A web-based Machine Management System specially developed by Mul-T-Lock® provides this smart machine with advanced configuration, authorization and service management capabilities.

## Specifications

Width: 19.7"

Height: 14.2"

Depth: 13.4"

Motor: Single phase 300W

Voltage: 110v 60 Hz

Weight: 71.5 lb.

Approval: CE Machinery Directive (89/392/EEC)

## Compact II Key Cutting Machine



### Description

Mul-T-Lock® Machinery's compact II manual key-cutting machine is a modern, high-precision, CE-certified machine that cuts Mul-T-Lock® cut-to-code keys from the MTL™ 600, MTL™ 400 and original Classic series.

Set to the correct combination by the key registration card – included in the original package sold to the customer – the machine cuts keys according to the manufacturer's initial specifications. Cutting is performed one side at a time, allowing for a different combination on either side of a single key blank.

The machine is capable of cutting side and back pins. It is lightweight, weighing only 20.6 kg (45 lbs.), and is conveniently equipped with a handle for portability. The machine can be used in vehicles with a suitable power supply (not included).

### Specifications

Width: 9 5/8"

Height: 12 7/8"

Depth: 14"

Motor: Single phase 245W


Voltage: 110v 60Hz

Weight: 20.6kg (45 lbs)

Approval: CE Machinery Directive (89/392/EEC)



# Key Cutting Machines



## KC5 Key Cutting Machine (Cuts All Platforms)

Part #	Description
KCM-KC5-LOCKSMITH	KC5 Key Cutting Machine w/ Software Interface & Engraving Tool

For Delivery with Liftgate, Additional Cost will Apply.

## Compact Key Cutting Machine (Cuts MTL™ 600 / MTL™ 400 / Interactive® / Classic)


Part #	Description
KCM-KEYMACH-COM2	Compact Size Key Cutting Machine II

For Delivery with Liftgate, Additional Cost will Apply.

Join a partnership that helps you grow and succeed.  
We have start-up packages available to kick start your business.




Sign-up to become a Mul-T-Lock® Dealer today!  
Contact us at [orders@mul-t-lockusa.com](mailto:orders@mul-t-lockusa.com) or 1-800-Mul-T-Lock



## Service Kits

Part #	Description		
LST-KITPIN-MT5-DLX	Deluxe MTL™800 Pinkit (50 ea. Plug, Master, Solid, Finger, Eccentric & Body Pins)		
LST-KITPIN-MT5-REG	Regular MTL™800 Pinkit (100 ea. Plug, Finger, Eccentric & Body Pins)		
LST-KITPIN-BOX-MT5	Deluxe MTL™800 Pinkit Box with Tray (Empty)		
LST-KITPIN-PLG-MT5	Plug Pins Refill Kit For MTL™800		
LST-KITPIN-DLX	Deluxe MTL™600 Pinkit (100 ea. Plug, Master, Solid, & Body Pins) (Does Not Include MTL400 Special Pins.)		
LST-KITPIN-REG	Regular MTL™600 Pinkit (100 ea. Plug & Body Pins) (Does Not Include MTL400 Special Pins.)		
LST-KITPIN-BOX-DLX	Regular/Master/Deluxe MTL™600 Pinkit Box with Tray (Empty)		
LST-KITPIN-MINI	Mini MTL™600 Pinkit (25 ea. Plug & Body Pins)		
LST-KITPIN-PLG-INT	Plug Pins Refill Kit MTL™600		
LST-KITPIN-NTG	Integrator® Pinkit (100 ea. Plug, Master & Body Pins)		
LST-KITCYL	Cylinder Maintenance Kit Mortise/Rim/KIK/HD		

MTL™400 special pins - See page 118



## Locksmith Tools

Part #	Description
LST-SCRWDR/FOLL	Mul-T-Lock Convertible Phillips/Flat Head Screwdriver with Built-In Follower
ADV-LT-PINMAT	Mul-T-Lock Pinning Mat
LST-HOLD-MT5-PLUG	Plastic Pin-Retaining Sleeve for Plug
LST-JIG-MT5-PLUG	Plug Loading Block
LST-FOLLOW-SLICE	Sliced Cylinder Follower Metal
LST-CCATCH-ST	Cylinder Catch for Standard Cylinders
LST-CCATCH-22	Cylinder Catch for 22mm
LST-CCATCH-19	Cylinder Catch for 19mm
LST-CCATCH-PL	C-Series Padlock Cylinder Clip
LST-GAUGE-EURO	Tool for Measuring Door Prep to Determine Euro Cylinder Size
LST-GAUGE-PIN- _ _ _	Pin Measuring Gauge
LST-GAUGE-KEY-INT	Key Cuts Measuring Gauge for MTL™600 or Classic Keys
LST-DRILLJIG-3IN1	3 in 1 Drill Jig For Cylinder Plugs
LST-LUBE	Mul-T-Lock Lubricant 5 Fl. Oz. Can for post-2010 CLIQ (plugs show "O") & mechanical
LST-LUBE-BOX-12	Mul-T-Lock Lubricant 12 Can POS Display for post-2010 CLIQ (plugs show "O") & mechanical

## Key Control

Part #	Description
FRM-KEY-INDEX	Key Control Index Cards (Pack of 50)

MTL™800

MTL™600

MTL™400

## Literature for Mechanical Marketing Materials




MTL™800 Brochure  
ADV-BR-BK-MTL800



MTL™600 Brochure  
ADV-BR-BK-MTL600



MTL™400 Brochure  
ADV-BR-BK-MTL400



Master Key System Brochure  
ADV-BR-BK-MASTER



AntiBacterial Keys Brochure  
ADV-BR-FL-ANTIBACT



NG & NE Series Padlocks Brochure  
ADV-BR-TF-NG/NE



Hercular Deadbolt Brochure  
ADV-TF-HERCULAR

## Pinning Mat



Mul-T-Lock® Pinning Mat  
ADV-TL-PINMAT

CONTACT YOUR  
LOCAL SALES REP  
OR OUR CUSTOMER  
SERVICE AT  
1-800-MUL-T-LOCK  
FOR MORE  
MARKETING  
INFORMATION

## Cylinder Displays



MTL 3 Cylinder Display  
ADV-DS-W/3-PATCYL



MTL™800 Cylinder Display  
ADV-ST-DS-MTL800



MTL™600 Cylinder Display  
ADV-ST-DS-MTL600



MTL™400 Cylinder Display  
ADV-ST-DS-MTL400



## Posters



Poster - 3 Platforms  
ADV-PS-MTL4/6/800



MTL™800 Poster  
ADV-PS-MTL800




MTL™600 Poster  
ADV-PS-MTL600



MTL™400 Poster  
ADV-PS-MTL400



## Literature for Electro-Mechanical Marketing Materials



SMARTair® Residential Brochure  
ADV-BR-BK-SMA-RESI



SMARTair® i-max Brochure  
ADV-BK-SMA-IMAX



SMARTair® i-gate Brochure  
ADV-BK-SMA-IGATE




SMARTair® Lockdown Brochure  
ADV-BK-SMA-LCKDOWN



Code Handle® Brochure  
ADV-BR-BK-CODEIT



Traka21® Brochure  
ADV-BR-BK-TRAKA21



Electric Strikes Brochure  
ADV-BR-EL-STRIKES



Unistrike Brochure  
ADV-BK-UNISTRIKE



Cliq® Brochure  
ADV-BR-BK-CLIQ-BT

## Counter Mat



Mul-T-Lock® Counter Mat  
ADV-LT-COUNTER-MAT



Authorized Center Sticker  
ADV-ST-AUTH-CENTER



Push/Pull Sticker  
ADV-ST-PULL/PUSH



Branded Pen  
ADV-PEN-COLORSQR



Branded Screwdriver/Follower  
LST-SCRWDR/FOLL

## Window Decals



MTL™ 800 Key Vinyl  
ADV-ST-KEY-MTL800



MTL™ 600 Key Vinyl  
ADV-ST-KEY-MTL600



MTL™ 400 Key Vinyl  
ADV-ST-KEY-MTL400



Mul-T-Lock® Price Book  
ADV-PRICE-2023

CONTACT YOUR  
LOCAL SALES REP  
OR OUR CUSTOMER  
SERVICE AT  
1-800-MUL-T-LOCK  
FOR MORE  
MARKETING  
INFORMATION



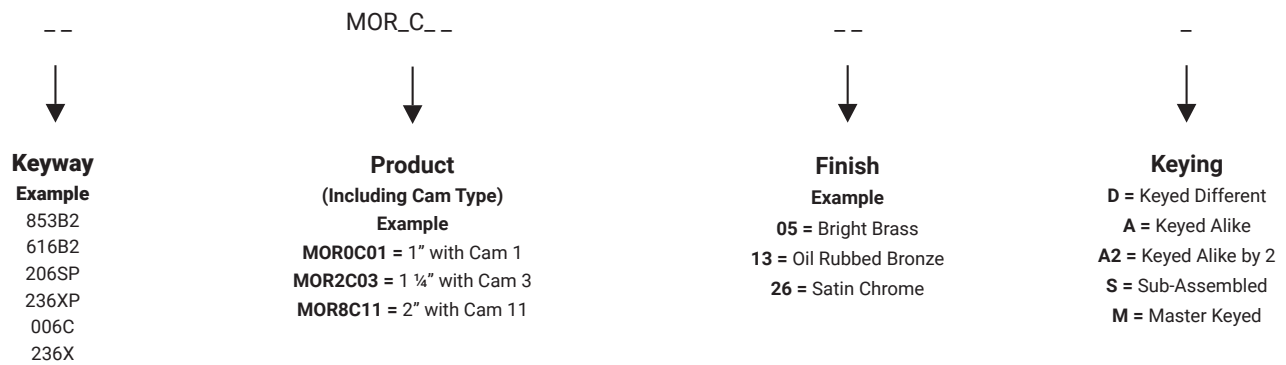




## How to Order:

### Mortise Cylinders

Mortise Cylinder part #'s will define size and cam type with which it is supplied.



- \* MT5+ follow MTL™ 800 pricing
- \* Interactive cylinders follow MTL™ 800 pricing
- \* Classic cylinders follow MTL™ 600 pricing
- \* Integrator cylinders follow MTL™ 600 pricing

## Additional Part # Information

### Sub-Assembled

If product is MTL™ 600 Sub-Assembled, then the MTL™ 600 Disc combination will be replaced with an "X". This is done because there are no keys or plug pins included with the product, so there is no pin stack in the MTL™ 600 chamber. Since this is the case "S", "B", and "G" are not relevant.

### Example

When entering an order for Hercular® Deadbolt in Bright Brass, Sub-Assembled, the part # will be:

- Instead of 206-HD1-05-S, use 206XP-HD1-05-S

### MTL™ 600 Part Numbers

MTL™ 600 part numbers will contain a "P" after the "X", "S", "B", or "G" in the keyway portion of the part number.

### Example

Compare the part numbers for an Interactive® Hercular® deadbolt and an MTL™ 600 one below:

- 206X-HD1-05-S = 206 Interactive® keyway, sub-assembled, single Hercular® in 605 finish
- 206XP-HD1-05-S = 206 MTL™ 600 keyway, sub-assembled single Hercular® in 605 finish







MOR0



MOR1



Mortise Cylinders

Mortise Cylinders - MTL™ 800

Item #	Description	Size
MOR0	Mortise Cylinder w/Adams Rite® Cam (4 Chamber)	1"
MOR1	Mortise Cylinder w/Yale® Standard Cam	1 1/8"
MOR2	Mortise Cylinder w/Yale® Standard Cam	1 1/4"
MOR3	Mortise Cylinder w/Yale® Standard Cam	1 3/8"
MOR4	Mortise Cylinder w/Yale® Standard Cam	1 1/2"
MOR6	Mortise Cylinder w/Yale® Standard Cam	1 3/4"
MOR8	Mortise Cylinder w/Yale® Standard Cam	2"
MORC	Mortise Cylinder (Concealed) w/Yale® Standard Cam	1 1/8"
MOGFA2__	Mogul for Adtec® / Folger Adam® / Southern Steel® (Specify Cam: Straight, 90° or 60°)	
MOGAT1__	Mogul for AirTek® / Norment®	

Mortise Cylinders - MTL™ 600

Item #	Description	Size
MOR0	Mortise Cylinder w/Adams Rite® Cam (4 Chamber)	1"
MOR1	Mortise Cylinder w/Yale® Standard Cam	1 1/8"
MOR2	Mortise Cylinder w/Yale® Standard Cam	1 1/4"
MOR3	Mortise Cylinder w/Yale® Standard Cam	1 3/8"
MOR4	Mortise Cylinder w/Yale® Standard Cam	1 1/2"
MOR6	Mortise Cylinder w/Yale® Standard Cam	1 3/4"
MOR8	Mortise Cylinder w/Yale® Standard Cam	2"
MORC	Mortise Cylinder (Concealed) w/Yale® Standard Cam	1 1/8"
MOGFA2__	Mogul for Adtec® / Folger Adam® / Southern Steel® (Specify Cam: Straight, 90° or 60°)	
MOGAT1__	Mogul for AirTek® / Norment®	

HOW TO ORDER:

See page 53 for further details

MTL™800

MTL™600

MTL™400



MOGUL CYLINDER


### Mortise Cylinders - MTL™ 400

Item #	Description	Size
MOR0	Mortise Cylinder w/Adams Rite® Cam (4 Chamber)	1"
RIMO	Rim / Mortise Cylinder w/Yale® Standard Cam # 2 & Vertical Tail	1 1/8"
MOR2	Mortise Cylinder w/Yale® Standard Cam	1 1/4"
MOR3	Mortise Cylinder w/Yale® Standard Cam	1 3/8"
MOR4	Mortise Cylinder w/Yale® Standard Cam	1 1/2"
MOR6	Mortise Cylinder w/Yale® Standard Cam	1 3/4"
MOR8	Mortise Cylinder w/Yale® Standard Cam	2"

Listed cams come as standard when ordering. Please specify if different cam is required.  
 Mortise Cylinders are supplied with security ring (SR1 – 5.7mm (.22")). MORC is supplied without Security Ring  
 Mortise Cylinders longer than 2" can be special ordered. Call Customer Service for pricing information

### Mortise Cylinder Options

Part #	Description
SVC-CNV-MOR-SR2	Conversion for Security Ring #2 Mortise/Rim Cylinders (8.9mm(.35") length)
SVC-CNV-MOR-SR3	Conversion for Security Ring #3 Mortise/Rim Cylinders (12.2mm(.48") length)
SVC-SPC-CYL-FINISH	Special Finish Add On for Cylinders



*Discover a new way of learning!*



SCAN QR CODE WITH YOUR PHONE CAMERA TO REGISTER FOR MUL-T-LOCK USA ACADEMY TRAININGS

- \* MT5+ follow MTL™800 pricing
- \* Interactive cylinders follow MTL™800 pricing
- \* Classic cylinders follow MTL™600 pricing
- \* Integrator cylinders follow MTL™600 pricing



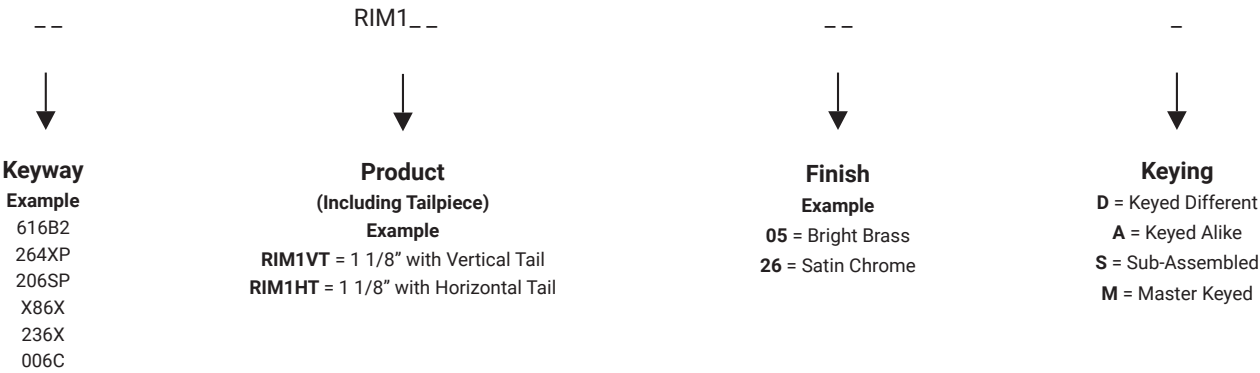
Rim Cylinders

Item #	Description
RIM1	Rim Cylinder 1 1/8"
RIMO	Rim / Mortise Cylinder - Includes Cam # 2 and Vertical Tail
RIMS	Rim Cylinder 1 1/8" for Sargent® w/ Vert. Tail
RIM1LT	Rim Cylinder 1 1/8" with Lazy Tail
RIM1LT	Rim Cylinder 1 1/8" with Lazy Tail
RIM1LT	Rim Cylinder 1 1/8" with Lazy Tail

How to Order:

Rim Cylinders

Rim Cylinder part #'s will define size/type and tailpiece type with which it is supplied.



\* MT5+ follow MTL™800 pricing  
\* Interactive cylinders follow MTL™800 pricing  
\* Classic cylinders follow MTL™600 pricing  
\* Integrator cylinders follow MTL™600 pricing





ICCYA6



ICCSH

LFIC Retrofit Cylinders - MTL™ 800

Item #	Description
ICCSH	Replacement for Schlage® Type Large Format IC Core
ICCYA6	Replacement for 6 Pin Yale® Type Large Format IC Core

Please Note: Control key is sold separately- please request when ordering

LFIC Retrofit Cylinders - MTL™ 600

Item #	Description
ICCSH	Replacement for Schlage® Type Large Format IC Core
ICCYA6	Replacement for 6 Pin Yale® Type Large Format IC Core

Please Note: Control key is sold separately- please request when ordering

LFIC Retrofit Cylinders - MTL™ 400

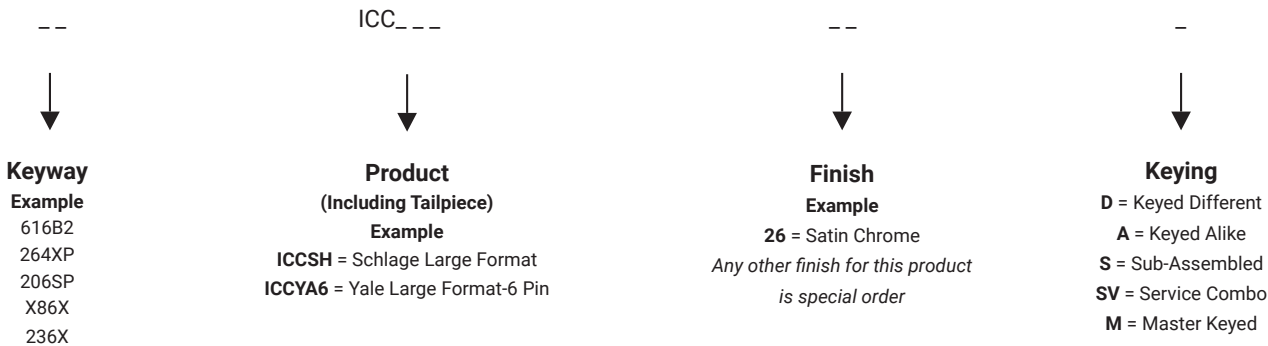
Item #	Description
ICCSH	Replacement for Schlage® Type Large Format IC Core
ICCYA6	Replacement for 6 Pin Yale® Type Large Format IC Core

Please Note: Control key is sold separately- please request when ordering

How to Order:

IC Core Cylinders

IC Core Cylinder part #'s will define the primary brand and make for which the cylinder is designed.



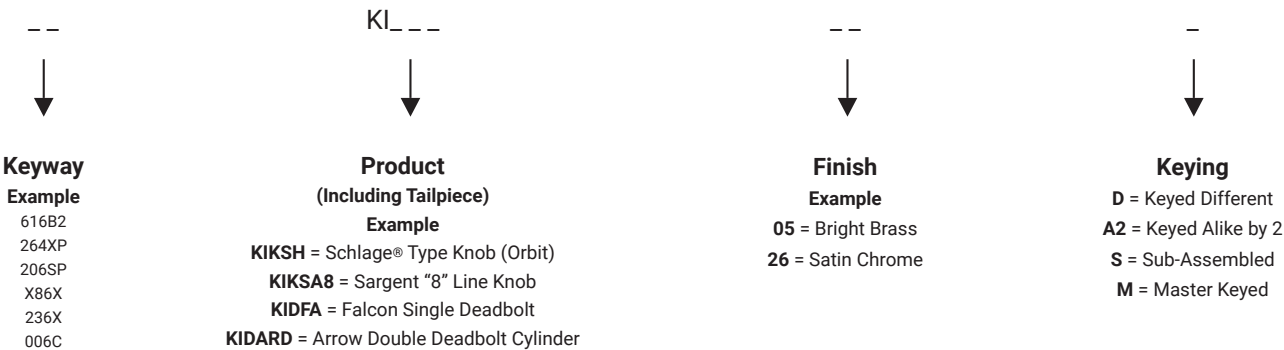
\* MT5+ follow MTL™800 pricing  
\* Interactive cylinders follow MTL™800 pricing  
\* Classic cylinders follow MTL™600 pricing  
\* Integrator cylinders follow MTL™600 pricing




How to Order:

Key In Knob or Deadbolt Cylinders


Key In Knob or Deadbolt Cylinder part #'s will define whether the cylinder is for Knob or Lever (KIK), or Deadbolt (KID), and the primary brand and make for which the cylinder is designed.



\* MT5+ follow MTL™800 pricing  
\* Interactive cylinders follow MTL™800 pricing  
\* Classic cylinders follow MTL™600 pricing  
\* Integrator cylinders follow MTL™600 pricing



KIKBA



KIKARM

Knob & Lever Replacement Cylinders

Item #	Description
KIKAL	Cylinder for Alarm Lock® Trilogy
For size info. see #002 on Page 128	

Fits: Alarm Lock® Trilogy

Item #	Description
KIKARH	Cylinder for Arrow® Knob
For size info. see #002 on Page 128	

Fits: Arrow® H Series Knobs

Item #	Description
KIKARM	Cylinder for Arrow® Knob
For size info. see #002 on Page 128	

Fits: Arrow® M Series Knobs

Item #	Description
KIKBA	Cylinder for Baldwin® Long
For size info. see #012 on Page 128	

Fits: Baldwin® 5215, 5245, 5250, 5255





Knob & Lever Replacement Cylinders

Item #	Description
KIKBA4	Cyl. for Baldwin® Short (4 Chamber)
For size info. see #011 on Page 128	

Fits: Baldwin® 5205, 5210, 5270, 5280

Item #	Description
KIKCR	Cylinder for Corbin®
For size info. see #004 on Page 128	

Fits: Corbin® New Style CK4300, UT5600  
Fits: Corbin® New Style CK4200, UT5200 (Remove Tail)

Item #	Description
KIKEM	Cylinder for Emtek® (4 Chamber)
For size info. see #011 on Page 128	

Fits: Emtek® Knobs & Levers

Item #	Description
KIKFA	Cylinder for Falcon®
For size info. see #007 on Page 128	

Fits: Falcon® S, X Series

- \* MT5+ follow MTL™800 pricing
- \* Interactive cylinders follow MTL™800 pricing
- \* Classic cylinders follow MTL™600 pricing
- \* Integrator cylinders follow MTL™600 pricing

HOW TO ORDER: Please refer to page 58

MTL™800	MTL™600	MTL™400
---------	---------	---------

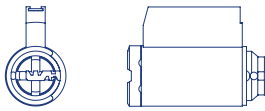


KIKSA8

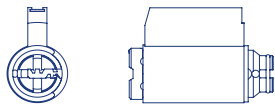


KIKMA

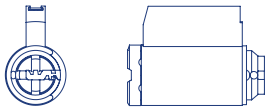
Knob & Lever Replacement Cylinders

Item #	Description
KIKKA1	Cylinder for Kaba® E-plex 2000
L-1.29" (32.8mm)	

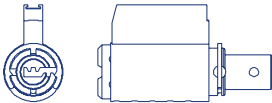
Fits: EPLEX 2000, 790 RFID, 770 Electronic Lock  
Fits: Generation E-760, Oracode 660K Fits: Anderson sliding door locks

Item #	Description
KIKMA	Cylinder for Marks®
For size info. see #016 on Page 129	



Fits: Marks® Knobs & Levers (Except Classroom Function See KIKSH)

Item #	Description
KIKMS1	Cylinder for Master®
L-1.29" (32.8mm)	

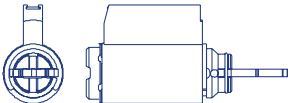
Fits: 6621, 6627, 6721, 6727, 6842, 6852, 7042, 7047, 7052 Series  
Must use Master® Adaptor # 298-0626

Item #	Description
KIKSA8	Cylinder for Sargent "8" Line
For size info. see #005 on Page 128	

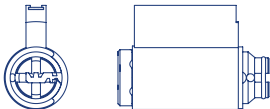
Fits: Sargent® 8, 9 Line Knobs



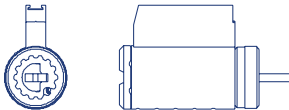
Knob & Lever Replacement Cylinders

Item #	Description
KIKSA10	Cyl. for Sargent® "10" Line
For size info. see #016 on 129	

Fits: Sargent® 6 Line Knobs (Use Long Tailpiece)  
Fits: Sargent® 7, and 10 Line Levers (Use Short Tailpiece)

Item #	Description
KIKSA11	Cyl. for Sargent® "11" Line T-Zone
For size info. see #016 on Page 129	

Fits: Sargent® 11 Line T-Zone Levers

Item #	Description
KIKSH	Cylinder for Schlage®/Arrow®
For size info. see #009 on Page 128	

Fits: Arrow® M, H, S, Q Levers  
Fits: Corbin® CL3300, 3400, 3600, 3700, 4700  
Fits: Corbin® CL3900 (Use manufacturer's original stabilizing sleeve, and tailpiece w/Mul-T-Lock® part# PCY-KIK-SPACE1)  
Fits: LSDA® Knobs & Levers  
Fits: Marks® 130, 140 Series Deadbolts & Dead latches  
Fits: Schlage® A, C, D Line Knobs & Levers  
Fits: Schlage® S Line Knobs & Levers (Use manufacturer's original tailpiece w/Mul-T-Lock® part # PCY-KIK-SPACE2)  
Fits: Marks® Classroom Function Levers (Use manufacturer's original tailpiece w/Mul-T-Lock® part # PCY-KIK-SPACE1)  
Fits: General Locks Knobs and levers  
Fits: USCAN Knobs and Levers

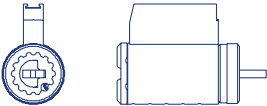
**HOW TO ORDER:** Please refer to page 58



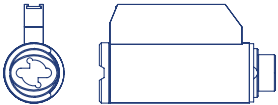


KIKSHF4

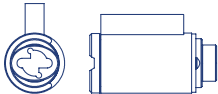
Knob & Lever Replacement Cylinders

Item #	Description
KIKSH4	Cylinder for Schlage® Plymouth Design (4 Chamber)
For size info. see #017 on Page 129	

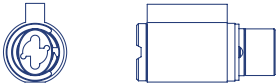
Fits: Schlage® A Line Knobs (Plymouth)

Item #	Description
KIKSHF	Cyl. for Schlage® "F" Line Knob-Orbit Design
For size info. see #014 on Page 129	

Fits: Schlage® F Line Knobs (Orbit) - produced prior to 2004  
Minimum order 10 pieces

Item #	Description
KIKSHF4	Cyl. for Schlage® "F" Line Knob-Plymouth Design (4 Chamber)
For size info. see #013 on Page 128	

Fits: Schlage® F Line Knobs (Plymouth)  
\*MTL™800 cylinder will fit knobs produced prior to 2004

Item #	Description
KIKSHFL	Cyl. for Schlage® "F" Line Lever (4 Chamber)
For size info. see #013 on Page 128	


Fits: Schlage® F Line Levers  
Fits: Schlage® FA Series Handlesets  
MTL™800 Cylinders are supplied w/ standard body

**HOW TO ORDER:** Please refer to page 58

MTL™800

MTL™600

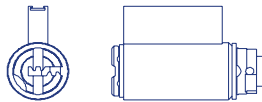
MTL™400



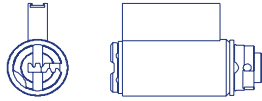
KIKYA



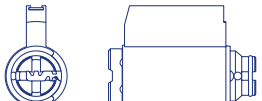
Knob & Lever Replacement Cylinders

Item #	Description
KIKYA	Cylinder for Yale®
For size info. see #006 on Page 128	

Fits: Yale® Knobs 5300, 5400, 6100, 6200 (Remove Tailpiece)  
Fits: Yale® Levers 5300, 5400

Item #	Description
KIKYIT	Cylinder for Yale® InTouch™ Mechanical Override
For size info. see #006 on Page 128	

Fits: Yale® InTouch™

Item #	Description
KIKYRL	Cylinder for Yale® RealLiving™ Lever Mechanical Override
For size info. see #016 on Page 128	


Fits: Yale® RealLiving™ Lever  
For Models Prior to 2022

HOW TO ORDER: Please refer to page 58

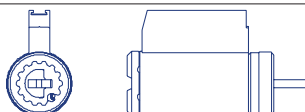
MTL™800

MTL™600

MTL™400



### Deadbolt Replacement Cylinders

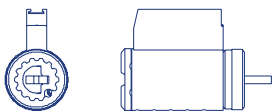
Item #	Description
KIDARD	Cyl. for Arrow® Double DB (2 Cyls keyed / 1 Cyls sub assembled.)
For size info. see #009 on Page 128	

Fits: Arrow® E Series Double Cylinder Deadbolts

Each pair keyed random includes two cut keys & one key order card per combination

Each pair master keyed includes two cut keys

When ordering sub assembled, order two sub assembled cylinders per one double cylinder deadbolt

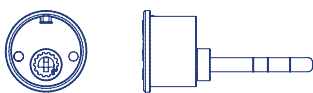
Item #	Description
KIDARD4	Cyl. for Arrow® Double DB (2 Cyls keyed / 1 Cyls sub assembled.) (4 Chamber)
For size info. see #017 on Page 129	

Fits: Arrow® E Series Double Cylinder Deadbolts (Thin Door)

Each pair keyed random includes two cut keys & one key order card per combination

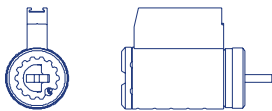
Each pair master keyed includes two cut keys

When ordering sub assembled, order two sub assembled cylinders per one double cylinder deadbolt

Item #	Description
KIDBA	Cyl. for Baldwin® Single DB (4 Chamber)
For size info. see KIDBA on Page 129	

Fits: Baldwin® Images Single Cylinder Deadbolts

Fits: Baldwin® 5345 (Upper Deadbolt Portion)

Item #	Description
KIDEM	Cylinder for Emtek® Single DB (4 Chamber)
For size info. see #017 on Page 129	

Fits: Emtek® & Yale® Design Series Deadbolts and Handlesets

Fits: Emtek E1000, E1001, E1020, E2000, E2001, E2020, E2200, E2201, E2220 Keypads

**HOW TO ORDER:** Please refer to page 58

MTL™800

MTL™600

MTL™400





Deadbolt Replacement Cylinders

Item #	Description
KIDEMD	Cyl. for Emtek® Double DB (4 Chamber) (2 Cyls keyed / 1 Cyls sub assembled.)
For size info. see #017 on Page 128	

Fits: Emtek® Double Cylinder Deadbolts  
Each pair keyed random includes two cut keys & one key order card per combination  
Each pair master keyed includes two cut keys  
When ordering sub assembled, order two sub assembled cylinders per one double cylinder deadbolt

Item #	Description
KIDFA	Cylinder for Falcon®/Weiser® Single DB
For size info. see #007 on Page 128	

Fits: Falcon® Single Cylinder Deadbolts  
Fits: Weiser® Single Cylinder Deadbolts

Item #	Description
KIDFA4	Cylinder for Falcon®/Weiser® Single DB (4 Chamber)
For size info. see #017 on Page 129	

Fits: Falcon® Single Cylinder Deadbolts (Thin Door)  
Fits: Weiser® Single Cylinder Deadbolts (Thin Door)  
Fits: Baldwin® 5345 (Lower Handle Portion)

Item #	Description
KIDKW	Cylinder for Kwikset® Titan® Single DB
See page 129	

Fits: Kwikset Titan® Single Cylinder Deadbolts  
Available only through special order



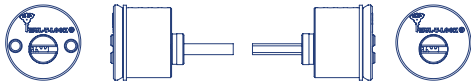
KIDSH4



KIDKWD (INTERNAL)

Deadbolt Replacement Cylinders

Item #	Description
KIDKWD	Cylinder for Kwikset® Titan® Double DB (2 Cylinders - 1 Internal and 1 External)



Fits: Kwikset Titan® Double Cylinder Deadbolts  
Available only through special order  
Each pair keyed random includes two cut keys & one key order card per combination  
Each pair master keyed includes two cut keys

Item #	Description
KIDSH	Cyl. for Schlage®/Arrow® Single DB (now supplied with 2 3/4" tail)

For size info. see #009 on Page 128	
-------------------------------------	--

Fits: Arrow® D, E, F Single Cylinder Deadbolts  
Fits: Schlage® Single Cylinder Deadbolts

Item #	Description
KIDSH4	Cyl. for Schlage®/Arrow® Single DB (4 Chamber) -(now supplied with 2 3/4" tail)

For size info. see #017 on Page 129	
-------------------------------------	--

Fits: Arrow® D, E, F Single Cylinder Deadbolts (Thin Door)  
Fits: Schlage® Single Cylinder Deadbolts (Thin Door)  
Fits: Schlage®BE Series Locks - use Spacer #1 and OEM Tail

Item #	Description
KIDSHD	Cylinder for Schlage® Double DB (2 Cyls keyed / 1 Cyls sub assembled.)

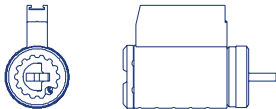
For size info. see #009 on Page 128	
-------------------------------------	--

Fits: Schlage® Double Cylinder Deadbolts  
Each pair keyed random includes two cut keys & one key order card per combination  
Each pair master keyed includes two cut keys  
When ordering sub assembled, order two sub assembled cylinders per one double cylinder deadbolt

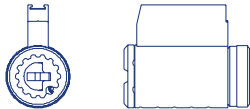
**HOW TO ORDER:** Please refer to page 58



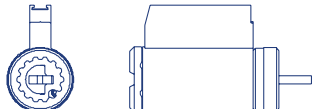
Deadbolt Replacement Cylinders

Item #	Description
KIDSHD4	Cyl. for Schlage® Double DB (2 Cyls keyed / 1 Cyls sub assembled.) (4 Chamber)
For size info. see #017 on Page 129	

Fits: Schlage® Double Cylinder Deadbolts (Thin Door)  
Each pair keyed random includes two cut keys & one key order card per combination  
Each pair master keyed includes two cut keys  
When ordering sub assembled, order two sub assembled cylinders per one double cylinder deadbolt

Item #	Description
KIDSHE	Cyl. for Schlage® Residential Electromechanical Locks (4 Chamber)
For size info. see #017 on Page 129	

Fits: Schlage® BE & FBE Series Electromechanical Locks  
Use with OEM Tail an Spacer 1

Item #	Description
KIDYRL	Cyl. for Yale® Real Living™ Deadbolt Mechanical Override
For size info. see #017 on Page 129	

Fits: Yale® Real Living™ Deadbolt

**HOW TO ORDER:** Please refer to page 58

MTL™800

MTL™600

MTL™400



# EUROPEAN PROFILE CYLINDERS



## How to Order:

### European Profile Cylinders

European Profile Cylinder part #'s will define size, cam or gear, single with thumb turn or double key type. Sizes are listed with the metric system. To convert inches to millimeters, use the following formula: **1 inch is 25.4 mm** (multiply by 25.4). The number on the left is the key side for the outer portion of the cylinder. The number on the right, after the C or G that indicates cam or gear, is the thumb turn side or the inner portion of the cylinder.

Keyway	Product	Finish	Keying
Example	(Including Cam / Gear / Key on both sides or thumb turn)	Example	D = Keyed Different
616B2	Example	EB = Electro Brass	A = Keyed Alike
248GP		13 = Oil Rubbed Bronze*	M = Master Keyed
206SP	E33C33T = 33mm by 33mm with thumb turn and cam in the center	NS = Satin Nickel	
236X	E33G43D = 33mm by 43mm with key on both sides and gear in the middle		
006C	E42.5H = 1/2 cylinder with key or thumb turn 42.5mm total length		

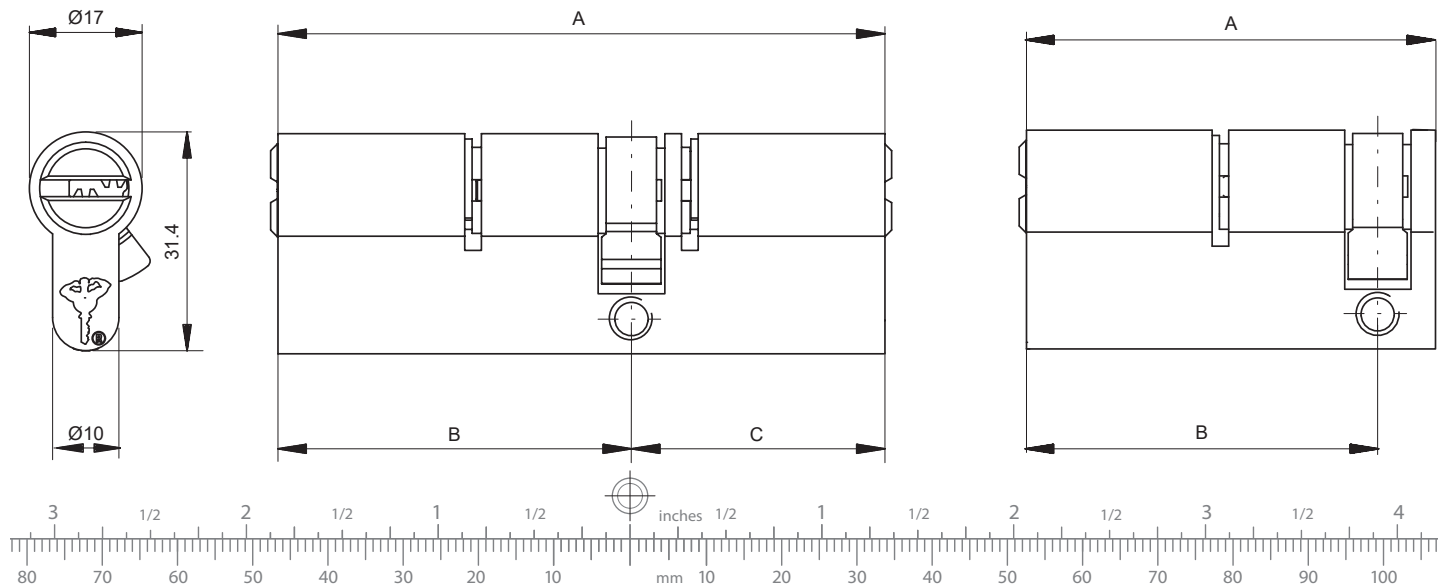
For help to determine size needed, please email a picture or diagram of the cylinder next to a measuring tape where the size and measurements are clearly visible. For a list of possible sizes, see page 71.

Email: [support@mul-t-lockusa.com](mailto:support@mul-t-lockusa.com)

We will need to know A, B, and C measurements for double cylinders and A & B measurements for half cylinders:

For offset cylinders with thumb turn, indicate the side for thumb turn.

### Double or Single Cylinder



## Additional Part # Information

### Sub-Assembled

If product is MTL™600 Sub-Assembled, then the MTL™600 Disc combination will be replaced with an "X". This is done because there are no keys or plug pins included with the product, so there is no pin stack in the MTL™600 chamber. Since this is the case "S", "B", and "G" are not relevant.

### Example

When entering an order for Hercular® Deadbolt in Bright Brass, Sub-Assembled, the part # will be:

- Instead of 206-HD1-05-S, use 206XP-HD1-05-S

### MTL™600 Part Numbers

MTL™600 part numbers will contain a "P" after the "X", "S", "B", or "G" in the keyway portion of the part number.

### Example

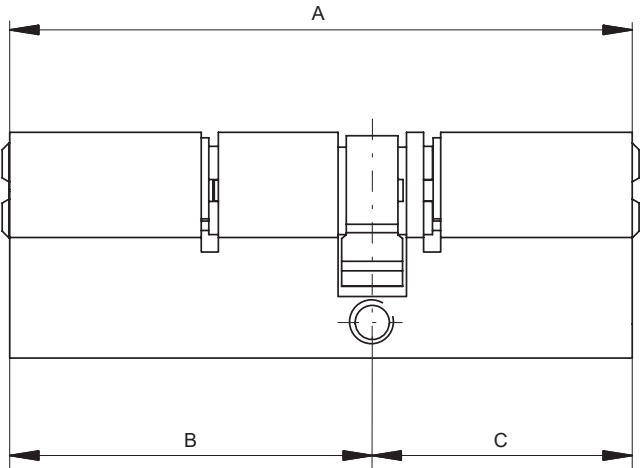
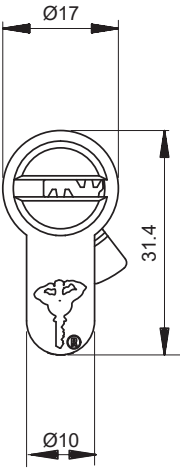
Compare the part numbers for an Interactive® Hercular® deadbolt and an MTL™600 one below:

- 206X-HD1-05-S = 206 Interactive® keyway, sub-assembled, single Hercular® in 605 finish
- 206XP-HD1-05-S = 206 MTL™600 keyway, sub-assembled single Hercular® in 605 finish

Double or Single Cylinder

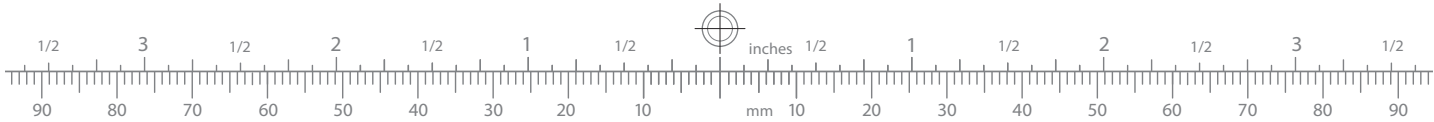
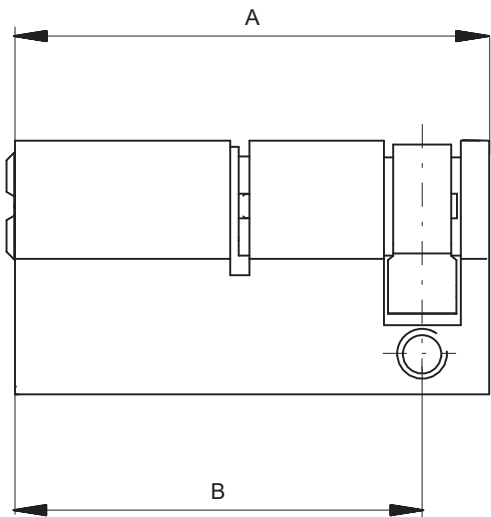
European Profile Cylinders can be built. Below are possible sizes for thumb turns side and key side. Additional sizes are possible. **Please call customer service at 1-800-MULTLOCK.** Be sure to have the size of the overall length of the cylinder required (measurement A as in the diagram shown), the measurement from the edge of the cylinder to the center of the center cam on both sides (measurement B and measurement C).

Possible Key Sizes	Possible Thumb Turn Sizes
31	31
33	33
35	33
41	40
43	43
45	45
46	48
48	50
50	53
51	55
53	58
55	60
56	63
58	65
60	70
61	73
63	75
65	80
66	
68	
70	
71	
73	
75	
76	
78	
80	



Single Half Cylinder

A	B
40.5	31
42.5	33
44.5	35
47.5	38
49.5	40
52.5	43
54.5	45
57.5	48
59.5	50
64.5	55
69.5	60
74.5	65
79.5	70
84.5	75
89.5	80
99.5	90
134.5	125



\* MT5+ follow MTL™800 pricing      \*Interactive cylinders follow MTL™800 pricing      \*Classic cylinders follow MTL™600 pricing      \*Integrator cylinders follow MTL™600 pricing





Euro Double



Euro Half



Euro Single



## European Profile Cylinders - MTL™800

Item #	Description
E33C33D	Double Euro Cyl.- 33X33mm with Cam 00
E33G33D	Double Euro Cyl.- 33X33mm with Gear
E33G43D	Double Euro Cyl.- 33X43mm with Gear
E33C33T	Single Euro Cyl. w/Flat Thumb Turn - 33X33mm with Cam 00
E33G33T	Single Euro Cyl. w/Flat Thumb Turn - 33X33mm with Gear
E33G43T	Single Euro Cyl. w/Flat Thumb Turn - 33X43mm with Gear
E42.5H	Single Half Euro Cyl. Half 42.5mm

## European Profile Cylinders - MTL™600 & MTL™400

Item #	Description
E33C33D	Double Euro Cyl.- 33X33mm with Cam 00
E33G33D	Double Euro Cyl.- 33X33mm with Gear
E33G43D	Double Euro Cyl.- 33X43mm with Gear
E33C33T	Single Euro Cyl. w/Flat Thumb Turn - 33X33mm with Cam 00
E33G33T	Single Euro Cyl. w/Flat Thumb Turn - 33X33mm with Gear
E33G43T	Single Euro Cyl. w/Flat Thumb Turn - 33X43mm with Gear
E42.5H	Single Half Euro Cyl. Half 42.5mm

## Hoppe Cylinder (Limited Rotation Cylinder) - MTL™800

Item #	Description
E35C35TH	Single Euro Cyl. - 35X35mm with Cam 00 Limited Rotation

## Hoppe Cylinder (Limited Rotation Cylinder) - MTL™600

Item #	Description
E35C35TH	Single Euro Cyl. - 35X35mm with Cam 00 Limited Rotation

## Hoppe Cylinder (Limited Rotation Cylinder) - MTL™400

Item #	Description
E35C35TH	Single Euro Cyl. - 35X35mm with Cam 00 Limited Rotation

**HOW TO ORDER:** Please refer to pages 70 & 71



SCAN EXT

Scandinavian Oval Cylinder for ASSA® Type Locks - MTL™ 800

Item #	Description
SCANEXT	ASSA® Type External Oval Cylinder (Anderson Swinging Doors)

Scandinavian Oval Cylinder for ASSA® Type Locks - MTL™ 600


Item #	Description
SCANEXT	ASSA® Type External Oval Cylinder (Anderson Swinging Doors)

SCANEXT cylinder fits Anderson swinging door locks.

How to Order:

Scandinavian Oval Cylinders for ASSA® Type Locks

ASSA® type external oval cylinder part #'s will define the function of the product.







# MUL-T-LOCK® DEADBOLTS



Mul-T-Lock® deadbolt offering includes Grade 1 solutions to provide the right levels of security for the right applications.

Grade1 options include: the premier Hercular® Deadbolt in both standard and decorative variations; the Anti-Ligature deadbolt with non-angular design and institutional safety-type locking function, which only allows locking from the outside; and the Grade 1 Latch Lock for areas where self-latching is required.

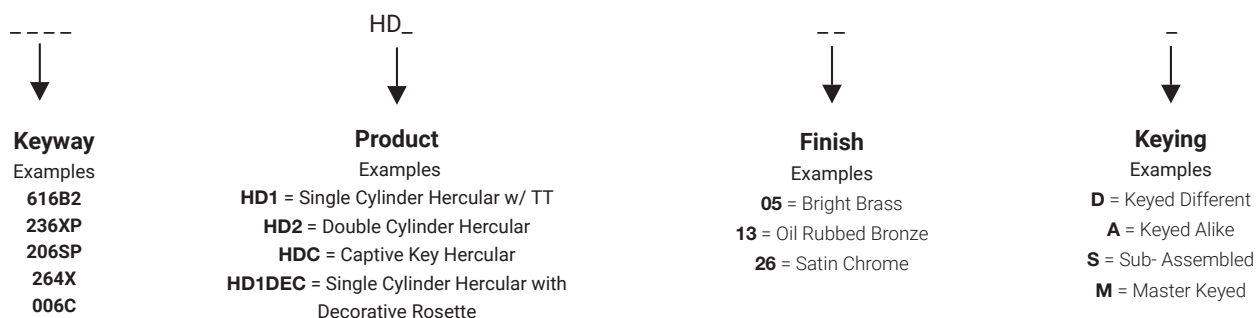




## How to Order:

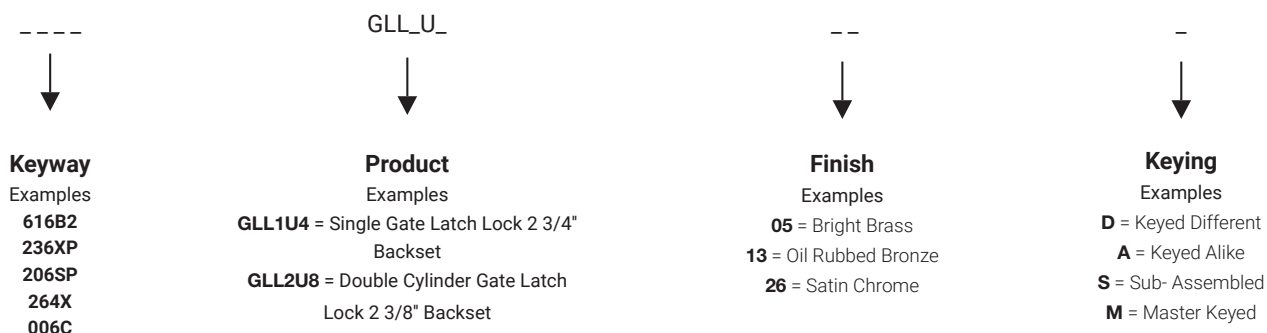
### Hercular Deadbolts

Hercular Deadbolt part #'s will define the function of the product. The bolts for Hercular Deadbolt are adjustable



### Gate Latch Locks

Gate Latch Locks are available as single cylinder with thumb turn, or double cylinder with key on both sides. Part #'s will define the function. Latches are not adjustable so size must be indicated: U8 = 2 3/8" / U4 = 2 3/4".



To order latches separately for Gate Latch Locks, there are 2 part #'s needed:

PLK-ADAPT-PLLLAT & PLK-GLLLAT-2U\_ \_ \_ - indicate backset size: U8 for 2 3/8" and U4 for 2 3/4" - and finish: 05 for bright brass and 25 for silver.

## Additional Part # Information

### Sub-Assembled

If product is MTL™600 Sub-Assembled, then the MTL™600 Disc combination will be replaced with an "X". This is done because there are no keys or plug pins included with the product, so there is no pin stack in the MTL™600 chamber. Since this is the case "S", "B", and "G" are not relevant.

### Example

When entering an order for Hercular® Deadbolt in Bright Brass, Sub-Assembled, the part # will be:

- Instead of 206-HD1-05-S, use 206XP-HD1-05-S

### MTL™600 Part Numbers

MTL™600 part numbers will contain a "P" after the "X", "S", "B", or "G" in the keyway portion of the part number.

### Example

Compare the part numbers for an Interactive® Hercular® deadbolt and an MTL™600 one below:

- 206X-HD1-05-S = 206 Interactive® keyway, sub-assembled, single Hercular® in 605 finish
- 206XP-HD1-05-S = 206 MTL™600 keyway, sub-assembled single Hercular® in 605 finish

# Grade 1 Hercular® Double Cylinder Deadbolts



HD1

## Hercular® Single Cylinder With Thumb-Turn - MTL™800

Item #	Description
HD1	Hercular® Single w/ Thumb Turn 05 or 26 Finish
HD1	Hercular® Single w/ Thumb Turn 09, 13, 19, 22 or 25 Finish
HD1DEC	Decorative Hercular® Single w/ Thumb Turn 05 or 26 Finish
HD1DEC	Decorative Hercular® Single w/ Thumb Turn 09, 13, 19, 22 or 25 Finish
HDZ	Hercular® External for Motorized Lock 05 or 26 Finish (includes special tail piece for Motorized Lock)
HDZ	Hercular® External for Motorized Lock 09, 13, 19, 22 or 25 Finish (includes special tail piece for Motorized Lock)

## Hercular® Single Cylinder With Thumb-Turn - MTL™600

Item #	Description
HD1	Hercular® Single w/ Thumb Turn 05 or 26 Finish
HD1	Hercular® Single w/ Thumb Turn 09, 13, 19, 22 or 25 Finish
HD1DEC	Decorative Hercular® Single w/ Thumb Turn 05 or 26 Finish
HD1DEC	Decorative Hercular® Single w/ Thumb Turn 09, 13, 19, 22 or 25 Finish
HDZ	Hercular® External for Motorized Lock 05 or 26 Finish (includes special tail piece for Motorized Lock)
HDZ	Hercular® External for Motorized Lock 09, 13, 19, 22 or 25 Finish (includes special tail piece for Motorized Lock)

## Hercular® Single Cylinder With Thumb-Turn - MTL™400

Item #	Description
HD1	Hercular® Single w/ Thumb Turn 05 or 26 Finish
HD1	Hercular® Single w/ Thumb Turn 09, 13, 19, 22 or 25 Finish
HD1DEC	Decorative Hercular® Single w/ Thumb Turn 05 or 26 Finish
HD1DEC	Decorative Hercular® Single w/ Thumb Turn 09, 13, 19, 22 or 25 Finish
HDZ	Hercular® External for Motorized Lock 05 or 26 Finish (includes special tail piece for Motorized Lock)
HDZ	Hercular® External for Motorized Lock 09, 13, 19, 22 or 25 Finish (includes special tail piece for Motorized Lock)

All Hercular® Deadbolts supplied with an adjustable backset 2 3/8" to 2 3/4" - standard screws provided fit doors up to 1 3/4" thick  
Split finish deadbolts available upon request. Use Part # SVC-CNV-HRC-SPLIT. Additional charge will apply, see page 79.


All Decorative Deadbolt variations (part numbers containing DEC) are supplied with decorative rosettes and decorative thumb-turns except 25 and 22 finishes - decorative is on external rosette only  
For a list of accessories, see page 79

**HOW TO ORDER:** Please refer to page 75

MTL™800

MTL™600

MTL™400



## Hercular® Double Cylinder - MTL™ 800

Item #	Description
HD2	Hercular® Double 05 or 26 Finish 05 or 26 Finish
HD2	Hercular® Double 09, 13, 19, 22 or 25 Finish
HD2DEC	Decorative Hercular® Double 05 or 26 Finish
HD2DEC	Decorative Hercular® Double 09, 13, 19, 22 or 25 Finish

## Hercular® Double Cylinder - MTL™ 600

Item #	Description
HD2	Hercular® Double 05 or 26 Finish 05 or 26 Finish
HD2	Hercular® Double 09, 13, 19, 22 or 25 Finish
HD2DEC	Decorative Hercular® Double 05 or 26 Finish
HD2DEC	Decorative Hercular® Double 09, 13, 19, 22 or 25 Finish

## Hercular® Double Cylinder - MTL™ 400

Item #	Description
HD2	Hercular® Double 05 or 26 Finish 05 or 26 Finish
HD2	Hercular® Double 09, 13, 19, 22 or 25 Finish
HD2DEC	Decorative Hercular® Double 05 or 26 Finish
HD2DEC	Decorative Hercular® Double 09, 13, 19, 22 or 25 Finish

All Hercular® Deadbolts supplied with an adjustable backset 2 3/8" to 2 3/4" - standard screws provided fit doors up to 1 3/4" thick  
Split finish deadbolts available upon request. Use Part # SVC-CNV-HRC-SPLIT. Additional charge will apply, see page 79.

All Decorative Deadbolt variations (part numbers containing DEC) are supplied with decorative rosettes

**HOW TO ORDER:** Please refer to page 75

MTL™800

MTL™600

MTL™400



# Grade 1 Hercular® Double Cylinder Deadbolts



HDC

## Hercular® Double Cylinder Captive Key - MTL™ 800

Item #	Description
HDC	Hercular® Captive 05 or 26 Finish
HDC	Hercular® Captive 09, 13, 19, 22, or 25 Finish
HDCDEC	Decorative (Ext. Only) Hercular® Captive 05 or 26 Finish
HDCDEC	Decorative (Ext. Only) Hercular® Captive 09, 13, 19, 22, or 25 Finish

When ordered sub-assembled, the captive (thumb-turn) blank is not included and must be purchased separately (see Special Key Blanks on Pages 37)

## Hercular® Double Cylinder Captive Key - MTL™ 600

Item #	Description
HDC	Hercular® Captive 05 or 26 Finish
HDC	Hercular® Captive 09, 13, 19, 22, or 25 Finish
HDCDEC	Decorative (Ext. Only) Hercular® Captive 05 or 26 Finish
HDCDEC	Decorative (Ext. Only) Hercular® Captive 09, 13, 19, 22, or 25 Finish

When ordered sub-assembled, the captive (thumb-turn) blank is not included and must be purchased separately (see Special Key Blanks on Pages 39)

## Hercular® Double Cylinder Captive Key - MTL™ 400

Item #	Description
HDC	Hercular® Captive 05 or 26 Finish
HDC	Hercular® Captive 09, 13, 19, 22, or 25 Finish
HDCDEC	Decorative (Ext. Only) Hercular® Captive 05 or 26 Finish
HDCDEC	Decorative (Ext. Only) Hercular® Captive 09, 13, 19, 22, or 25 Finish

When ordered sub-assembled, the captive (thumb-turn) blank is not included and must be purchased separately (see Special Key Blanks on Pages 41)

All Hercular® Deadbolts supplied with an adjustable backset 2 3/8" to 2 3/4" - standard screws provided fit doors up to 1 3/4" thick  
Split finish deadbolts available upon request. Use Part # SVC-CNV-HRC-SPLIT. Additional charge will apply. See page 79.  
All Decorative Deadbolt variations (part numbers containing DEC) are supplied with decorative rosettes on external rosette only

For a list of accessories, see page 79

**HOW TO ORDER:** Please refer to page 75

MTL™800

MTL™600

MTL™400



#### Anti-Ligature Deadbolt

Item #	Description
HD1ALG	Hercular® Single w/ Anti-Ligature Thumb Turn
HD1ALG	Hercular® Single w/ Anti-Ligature Thumb Turn

Provided with adjustable backset - available in silver finish only

Provided in classroom-type function by which inside thumb turn enables unlocking only, while external key can both lock and unlock

#### Anti-Ligature Latch Lock

Item #	Description
GLL1ALG	Single Anti-Ligature Lockset with Deadlatch
GLL1ALG	Single Anti-Ligature Lockset with Deadlatch

Available only with 2 3/4" backset - Silver finish only

Provided in storeroom-type function by which inside thumb turn enables unlocking only, while external key can both lock and unlock

#### Accessories for Hercular® Deadbolts

Part #	Description
PLK-HD-BLT-DI	Crown for Drive-In Backset for Hercular® Deadbolt (Complete w/Screws)
PLK-SCR-HRCBLT-DI	Screw for Drive-In Crown of Hercular® Deadbolt
PLK-HD-XL-THK-HD1	Thick Door Package for Hercular® Single Deadbolt (Up to 4 1/4" Door)
PLK-HD-XL-THK-HD2	Thick Door Package for Hercular® Double/Captive Key Deadbolt (Up to 3 3/4" Door)
PLK-HD-EXTRING_ _	Extension Ring for Hercular® Deadbolt 1 3/8" Doors (Specify Finish)
PLK-HD-BLT-BAN1- _ _	Bolt Face Plate 1" for Hercular® Deadbolt (Specify Finish)
PLK-HD-ROS-EXDEC	Decorative-Style Hercular® Deadbolt Rosette External (Specify Finish)
PLK-HD-ROS-INDEC	Decorative-Style Hercular® Deadbolt Rosette Internal (Not Available on HDC)
PLK-ALENKEY1/16	Alen Key 1/16" for Hercular® Deadbolt Thumb Turn
PCY-CT-HRC-MOTOR	Special tailpiece for use of Hercular® Deadbolt with Motorized lock (includes screws 2x1/4" - 28)



Tailpiece for use of Hercular® Deadbolt with motorized lock

#### Hercular® Deadbolt Options

Part #	Description
SVC-CNV-HRC-SPLIT	Conversion for Split Finish Hercular Deadbolt - standard finishes only
SVC-SPC-HD-FINISH	Special Finish Charge for Hercular Deadbolt (Allow 2 to 10 weeks)

**HOW TO ORDER:** Please refer to page 75

MTL™800

MTL™600

MTL™400

# Gate Latch Lock



## Gate Latch Lock - MTL™ 800

Item #	Description
GLL1U_	Single Self-Latching Lock for Gates - 05 & 26 Finishes - Indicate Backset Size
GLL1U_	Single Self-Latching Lock for Gates - 09, 13, 19, 22 or 25 Finishes - Indicate Backset Size
GLL2U_	Double Self-Latching Lock for Gates - 05 & 26 Finishes - Indicate Backset Size
GLL2U_	Double Self-Latching Lock for Gates - 09, 13, 19, 22 or 25 Finishes - Indicate Backset Size

Latch and strike are 05 OR 26 finishes only

## Gate Latch Lock - MTL™ 600, MTL™ 400

Item #	Description
GLL1U_	Single Self-Latching Lock for Gates - 05 & 26 Finishes - Indicate Backset Size
GLL1U_	Single Self-Latching Lock for Gates - 09, 13, 19, 22 or 25 Finishes - Indicate Backset Size
GLL2U_	Double Self-Latching Lock for Gates - 05 & 26 Finishes - Indicate Backset Size
GLL2U_	Double Self-Latching Lock for Gates - 09, 13, 19, 22 or 25 Finishes - Indicate Backset Size

Latch and strike are 05 OR 26 finishes only



**HOW TO ORDER:** Please refer to page 75

- \* MT5+ follow MTL™800 pricing
- \* Interactive cylinders follow MTL™800 pricing
- \* Classic cylinders follow MTL™600 pricing

MTL™ 800	MTL™ 600	MTL™ 400
----------	----------	----------





Cronus Double

Cronus Single

Cronus® Deadbolts - MTL™800

Item #	Description
MD1	Cronus® Single w/Thumb Turn
MD2	Cronus® Double

Cronus® Deadbolts - MTL™600

Item #	Description
MD1	Cronus® Single w/Thumb Turn
MD2	Cronus® Double

Cronus® Deadbolts - MTL™400

Item #	Description
MD1	Cronus® Single w/Thumb Turn
MD2	Cronus® Double

Accessories for Cronus® Deadbolts


Item #	Description
PLK-BOLT-MD-DRVIN	Drive-In Bolt for Cronus® Deadbolt (26 Finish Only)

HOW TO ORDER: Please refer to page 75

MTL™800

MTL™600

MTL™400



Rim Locks w/Cylinder - MTL™ 800

Item #	Description
JPSTD1	Single Cylinder Jimmy Proof Rim Mount Deadlock w/ Rim Cylinder

Rim Locks w/Cylinder - MTL™ 600

Item #	Description
JPSTD1	Single Cylinder Jimmy Proof Rim Mount Deadlock w/ Rim Cylinder


Rim Locks w/Cylinder - MTL™ 400

Item #	Description
JPSTD1	Single Cylinder Jimmy Proof Rim Mount Deadlock w/ Rim Cylinder

How to Order:

Jimmy Proof Locks

Jimmy Proof Lock part #'s will define the style (JPSTD-Standard), and key options of the product.



This item is not sold without cylinder.

# MUL-T-LOCK®



AVAILABLE COLORS

## MTL™800



## MTL™600



INSERTS



\*Color of the inserts may appear different in printing.

FOR PROJECT PRICING CONTACT MUL-T-LOCK® USA INC AT 1-800-MULTLOCK

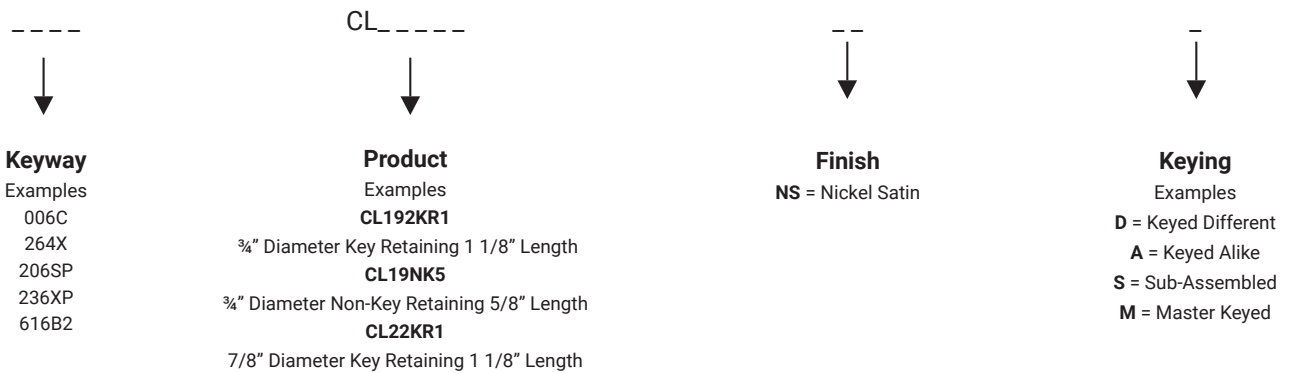


# MUL-T-LOCK® UTILITY FURNITURE & RETAIL LOCKS




## How to Order:

**Cam Locks** - Cam Lock part #'s will define the diameter, length, and function of the product.



CL19 cam locks are **NOT** available in MTL™800


**Switch Locks** - Switch Lock part #'s will define the diameter of the product.



SW19 is **NOT** available in MTL™800

**Drawer Latch Locks (not available in MTL™800) -**

Drawer Latch Lock part #'s will define the length of the cylinder recessed in the product.



## Additional Part # Information

### Sub-Assembled

If product is MTL™600 Sub-Assembled, then the MTL™600 Disc combination will be replaced with an "X". This is done because there are no keys or plug pins included with the product, so there is no pin stack in the MTL™600 chamber. Since this is the case "S", "B", and "G" are not relevant.

### Example

When entering an order for Hercular® Deadbolt in Bright Brass, Sub-Assembled, the part # will be:

- Instead of 206-HD1-05-S, use 206XP-HD1-05-S

### MTL™600 Part Numbers

MTL™600 part numbers will contain a "P" after the "X", "S", "B", or "G" in the keyway portion of the part number.

### Example


Compare the part numbers for an Interactive® Hercular® deadbolt and an MTL™600 one below:

- 206X-HD1-05-S = 206 Interactive® keyway, sub-assembled, single Hercular® in 605 finish
- 206XP-HD1-05-S = 206 MTL™600 keyway, sub-assembled single Hercular® in 605 finish





CL192KR



Cam Lock Ø 3/4" Key Retaining (UL) - MTL™600

Item #	Description
CL192KR1	Cam Lock 3/4" x 1 1/8" Key Retaining (4 Chamber)
CL192KR4	Cam Lock 3/4" x 1 1/2" Key Retaining

Enhanced Design Ø 3/4" key retaining cam locks are UL437 listed for pick and drill resistance. Design improvements include: changes to face plate for added security and an industry standard "double D" stem. Provided with 1 security ring, and 1 spacer. Alternate sizes of Security Rings and Spacers available at additional charge

Cam Lock Ø 3/4" Non Key Retaining - MTL™600

Item #	Description
CL19NK5	Cam Lock 3/4" x 5/8" Non Key Retaining (4 Chamber)
CL19NK0	Cam Lock 3/4" x 7/8" Non Key Retaining
CL19NK1	Cam Lock 3/4" x 1 1/8" Non Key Retaining
CL19NK4	Cam Lock 3/4" x 1 1/2" Non Key Retaining

Please Note: All Non Key Retaining Cam Locks are Supplied with Flat Cams and with Security Ring.  
Please Note: All Cam Locks on this page are 3/4" WIDE




**HOW TO ORDER:** Please refer to page 85

MTL™600





SW19



SW29

## Cam Lock Ø 7/8" Key Retaining - MTL™800

Item #	Description
CL22KR0	Cam Lock 7/8" x 7/8" Key Retaining (4 Chamber)
CL22KR1	Cam Lock 7/8" x 1 1/8" Key Retaining
CL22KR4	Cam Lock 7/8" x 1 1/2" Key Retaining

## Cam Lock Ø 7/8" Key Retaining - MTL™600

Item #	Description
CL22KR0	Cam Lock 7/8" x 7/8" Key Retaining (4 Chamber)
CL22KR1	Cam Lock 7/8" x 1 1/8" Key Retaining
CL22KR4	Cam Lock 7/8" x 1 1/2" Key Retaining

## Switch Locks - MTL™800

Item #	Description
SW22	Switch Lock Ø 7/8" Wide
SW29	Switch Lock Ø 1 1/8" Wide

10 AMP Maximum Function N/O, N/C + Common Single Pole.

Supplied as Momentary Function with Instructions for On/Off Conversion.

Please Note: Switch Locks are measured by their Diameter, (how wide they are), not Length

## Switch Locks - MTL™600

Item #	Description
SW19	Switch Lock Ø 3/4" Wide
SW22	Switch Lock Ø 7/8" Wide
SW29	Switch Lock Ø 1 1/8" Wide

10 AMP Maximum Function N/O, N/C + Common Single Pole.

Supplied as Momentary Function with Instructions for On/Off Conversion.

Please Note: Switch Locks are measured by their Diameter, (how wide they are), not Length

**HOW TO ORDER:** Please refer to page 85

MTL™800

MTL™600



TLOCK



PUSH



T-Handle Lock

Item #	Description
TLOCK	T-Handle Lock with Spring Bolt (4 Chamber)

Push Lock (Display Cabinet Lock)

Item #	Description
PUSH	Push Lock w/ Bolt (4 Chamber)


Available only through special order.  
Minimum order requirements apply.  
Contact your local Territory Manager for additional information.



FKC




FCC



FireKing® File Cabinet Cylinder

Item #	Description
FKC	Cylinder for FireKing® Lock (4 Chamber)

PLK-FKC-PLASTIC-EN



PLK-FKC-PIN-STUD



FireKing® File Cabinet Accessories

PLK-FKC-PLASTIC-EN	FireKing® - Lock Plastic Encasement
PLK-FKC-PIN-STUD	FireKing® - Lock Pin

File Cabinet Cylinder


Item #	Description
FCC	File Cabinet Cylinder w/ Bolt (4 Chamber)

Available only through special order.  
Minimum order requirements apply.  
Contact your local Territory Manager for additional information.

\* MT5+ follow MTL™800 pricing  
\* Interactive cylinders follow MTL™800 pricing  
\* Classic cylinders follow MTL™600 pricing



PLUNGER



DLL

## Plunger Lock (Display Cabinet Lock)

Item #	Description
PLUNGER	Plunger Lock w/ Bolt (4 Chamber)

Available only through special order.  
Minimum order requirements apply.  
Contact your local Territory Manager for additional information.

## Drawer Bolt Lock

Item #	Description
DBL1	Drawer Bolt Lock 7/8" Cylinder Length

Available only through special order.  
Minimum order requirements apply.  
Contact your local Territory Manager for additional information.

## Drawer Latch Lock - MTL™600 or Classic

Item #	Description
DLL0	Drawer Latch Lock 1/2" Cylinder Length (4 Chamber)
DLL1	Drawer Latch Lock 7/8" Cylinder Length
DLL2	Drawer Latch Lock 1 1/8" Cylinder Length

Available only through special order.  
Minimum order requirements apply.  
Contact your local Territory Manager for additional information.



**HOW TO ORDER:** Please refer to page 85





# MUL-T-LOCK® PADLOCKS

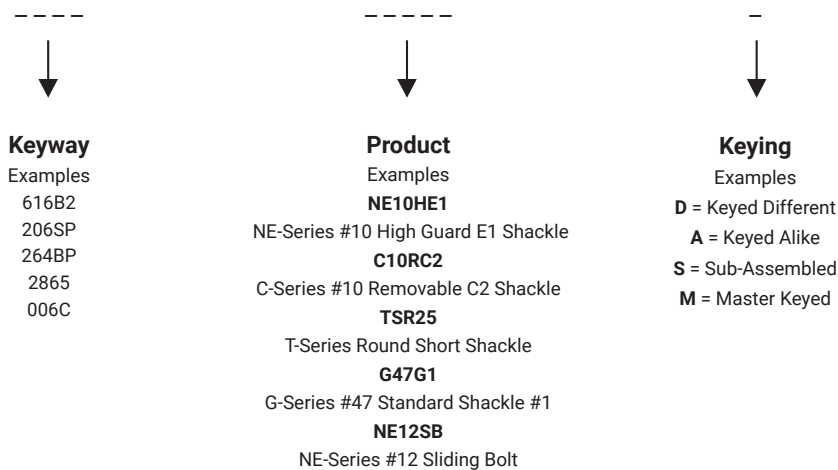




## How to Order:

### Padlocks

Padlock part #'s will define the series, size, shackle length, and options of the product.



## Additional Part # Information

### Sub-Assembled

If product is MTL™ 600 Sub-Assembled, then the MTL™ 600 Disc combination will be replaced with an "X". This is done because there are no keys or plug pins included with the product, so there is no pin stack in the MTL™ 600 chamber. Since this is the case "S", "B", and "G" are not relevant.

### Example

When entering an order for Hercular® Deadbolt in Bright Brass, Sub-Assembled, the part # will be:

- Instead of 206-HD1-05-S, use 206XP-HD1-05-S

### MTL™ 600 Part Numbers

MTL™ 600 part numbers will contain a "P" after the "X", "S", "B", or "G" in the keyway portion of the part number.

### Example

Compare the part numbers for an Interactive® Hercular® deadbolt and an MTL™ 600 one below:

- 206X-HD1-05-S = 206 Interactive® keyway, sub-assembled, single Hercular® in 605 finish
- 206XP-HD1-05-S = 206 MTL™ 600 keyway, sub-assembled single Hercular® in 605 finish

\* MT5+ follow MTL™800 pricing

\* Interactive cylinders follow MTL™800 pricing

\* Classic cylinders follow MTL™600 pricing

\* Integrator cylinders follow MTL™600 pricing





NG08



NG10



## NG-Series Standard Duty Padlock - MTL™ 800

Item #	Description	Shackle Thickness
NG08LG1	#8 NG-Series with Low Guard (1" Clearance)	5/16"
NG08LG2	#8 NG-Series with Low Guard (2" Clearance)	5/16"
NG10LG1	#10 NG-Series with Low Guard (1" Clearance)	3/8"
NG10LG2	#10 NG-Series with Low Guard (2" Clearance)	3/8"
NG10SB	Sliding Bolt #10 NG-Series Ø 3/8" Bolt (Standard Duty)	3/8"

## NG-Series Standard Duty Padlock - MTL™ 600

Item #	Description	Shackle Thickness
NG08LG1	#8 NG-Series with Low Guard (1" Clearance)	5/16"
NG08LG2	#8 NG-Series with Low Guard (2" Clearance)	5/16"
NG10LG1	#10 NG-Series with Low Guard (1" Clearance)	3/8"
NG10LG2	#10 NG-Series with Low Guard (2" Clearance)	3/8"
NG10SB	Sliding Bolt #10 NG-Series Ø 3/8" Bolt (Standard Duty)	3/8"

## NG-Series Standard Duty Padlock - MTL™ 400

Item #	Description	Shackle Thickness
NG08LG1	#8 NG-Series with Low Guard (1" Clearance)	5/16"
NG08LG2	#8 NG-Series with Low Guard (2" Clearance)	5/16"
NG10LG1	#10 NG-Series with Low Guard (1" Clearance)	3/8"
NG10LG2	#10 NG-Series with Low Guard (2" Clearance)	3/8"
NG10SB	Sliding Bolt #10 NG-Series Ø 3/8" Bolt (Standard Duty)	3/8"

All NG-Series padlocks supplied as key retaining only.

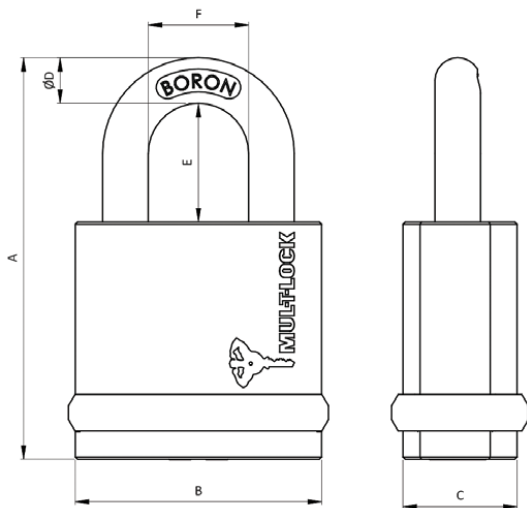
**HOW TO ORDER:** Please refer to page 93

MTL™ 800 (Next Generation of MT5 →)

MTL™ 600

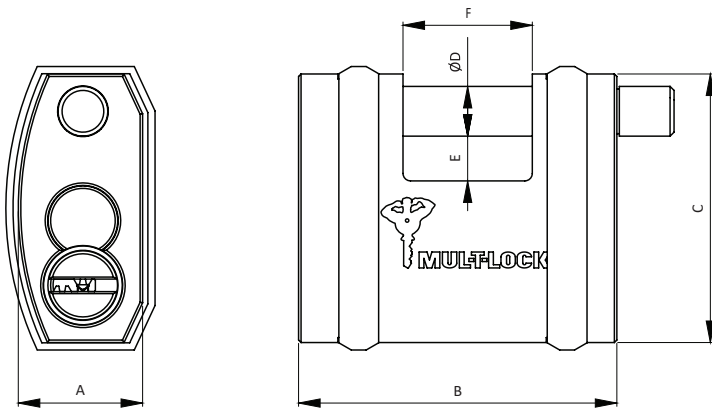
MTL™ 400





NG08 / NG10 Measurements

Model		Body				Shackle		F	Standard Grade
		A	B	C	D	LG1	LG2		
NG08	mm	87	54	25	8	27	50	24	3
	inches	3.42	2.12	1	0.31	1.06	1.97	.94	
NG10	mm	88	54	25	10	26	50	22	3
	inches	3.46	2.12	1	0.39	1.02	1.97	0.86	



NG10SB Measurements

Model		Body				Shackle	F	Standard Grade
		A	B	C	D	E		
NG10SB	mm	25	64	54	10	9	26	3
	inches	1	2.51	2.21	0.39	0.35	1.02	



# Padlocks



NE10L / NE12L / NE14L

## NE-Series Heavy Duty Padlock - MTL™800

Item #	Description	Shackle Thickness
NE10LE1	#10 NE-Series with Low Guard (1" Clearance)	3/8"
NE10LE2	#10 NE-Series with Low Guard (2" Clearance)	3/8"
NE10HE1	#10 NE-Series with High Guard (1" Clearance)	3/8"
NE12LE1	#12 NE-Series with Low Guard (1" Clearance)	1/2"
NE12LE2	#12 NE-Series with Low Guard (2" Clearance)	1/2"
NE12HE1	#12 NE-Series with High Guard (1" Clearance)	1/2"
NE14LE1	#14 NE-Series with Low Guard (1" Clearance)	9/16"
NE14LE2	#14 NE-Series with Low Guard (2" Clearance)	9/16"
NE14HE1	#14 NE-Series with High Guard (1" Clearance)	9/16"
NE12SB	Sliding Bolt #12 NE-Series Ø 1/2" Bolt (Heavy Duty)	1/2"

All NE-Series padlocks supplied as key retaining only with the exception of the NE12SB.  
NE12SB padlocks are supplied as Non-Key Retaining

## NE-Series Heavy Duty Padlock - MTL™600

Item #	Description	Shackle Thickness
NE10LE1	#10 NE-Series with Low Guard (1" Clearance)	3/8"
NE10LE2	#10 NE-Series with Low Guard (2" Clearance)	3/8"
NE10HE1	#10 NE-Series with High Guard (1" Clearance)	3/8"
NE12LE1	#12 NE-Series with Low Guard (1" Clearance)	1/2"
NE12LE2	#12 NE-Series with Low Guard (2" Clearance)	1/2"
NE12HE1	#12 NE-Series with High Guard (1" Clearance)	1/2"
NE14LE1	#14 NE-Series with Low Guard (1" Clearance)	9/16"
NE14LE2	#14 NE-Series with Low Guard (2" Clearance)	9/16"
NE14HE1	#14 NE-Series with High Guard (1" Clearance)	9/16"
NE12SB	Sliding Bolt #12 NE-Series Ø 1/2" Bolt (Heavy Duty)	1/2"

\* NE12SB padlocks are supplied as Non-Key Retaining

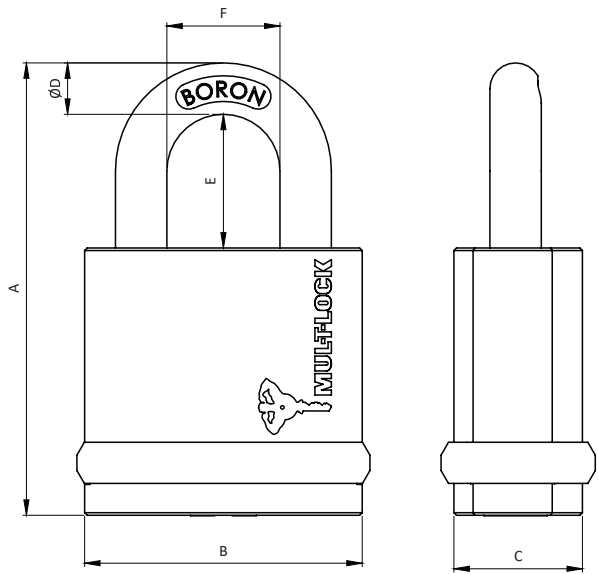
\* All NE-Series padlocks supplied as key retaining only with the exception of the NE12SB.

**HOW TO ORDER:** Please refer to page 91 & 95

MTL™800

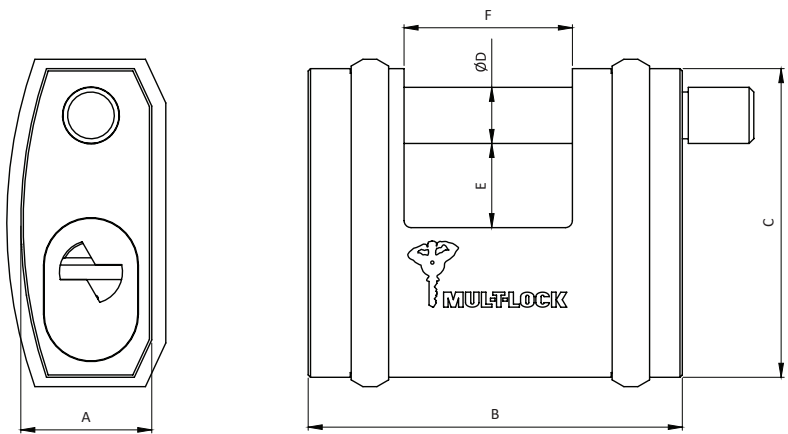
MTL™600

MTL™400



NE10L / NE12L / NE14L Measurements

Model		Body				Shackle		F	Standard Grade
		A	B	C	D	LE1	LE2		
NE10L	mm	95	54	54	10	25	50	28	4
	inches	3.42	2.12	1	0.39	1	1.97	1.10	
NE12L	mm	88	66	28	12	25	50	30	5
	inches	3.46	2.60	1.10	0.47	1	1.97	1.18	
NE14L	mm	88	66	28	14	26	50	32	6
	inches	3.46	2.66	1.10	0.55	1.02	1.97	1.26	



NE12SB Measurements

Model		Body				Shackle		F	Standard Grade
		A	B	C	D	E			
NE12SB	mm	28	80	66	12	18		36	5
	inches	1.10	3.15	2.60	0.47	0.71		1.42	







NE10H / NE12H / NE14H



NE12SB



NE-Series Heavy Duty Padlock - MTL™ 400

Item #	Description	Shackle Thickness
NE10LE1	#10 NE-Series with Low Guard (1" Clearance)	3/8"
NE10LE2	#10 NE-Series with Low Guard (2" Clearance)	3/8"
NE10HE1	#10 NE-Series with High Guard (1" Clearance)	3/8"
NE12LE1	#12 NE-Series with Low Guard (1" Clearance)	1/2"
NE12LE2	#12 NE-Series with Low Guard (2" Clearance)	1/2"
NE12HE1	#12 NE-Series with High Guard (1" Clearance)	1/2"
NE14LE1	#14 NE-Series with Low Guard (1" Clearance)	9/16"
NE14LE2	#14 NE-Series with Low Guard (2" Clearance)	9/16"
NE14HE1	#14 NE-Series with High Guard (1" Clearance)	9/16"
NE12SB	Sliding Bolt #12 NE-Series Ø 1/2" Bolt (Heavy Duty)	1/2"

All NE-Series padlocks supplied as key retaining only with the exception of the NE12SB.



**HOW TO ORDER:** Please refer to page 91 & 95



## C-Series Padlocks - MTL™ 800

Item #	Description	Shackle Thickness
C08PC1	#8 C-Series Pop Shackle Padlock Key Retaining (7/8" Clearance)	5/16"
C08PC2	#8 C-Series Pop Shackle Padlock Key Retaining (2" Clearance)	5/16"
C08PC3	#8 C-Series Pop Shackle Padlock Key Retaining (4" Clearance)	5/16"
C10PC1	#10 C-Series Pop Shackle Padlock Key Retaining (1 1/4" Clearance)	3/8"
C10PC2	#10 C-Series Pop Shackle Padlock Key Retaining (2 1/2" Clearance)	3/8"
C10PC3	#10 C-Series Pop Shackle Padlock Key Retaining (4" Clearance)	3/8"
C10PSP	#10 C-Series Pop Shackle Padlock Key Retaining w/ Protector	3/8"
C13PC1	#13 C-Series Pop Shackle Padlock Key Retaining (1 1/2" Clearance)	1/2"
C13PC2	#13 C-Series Pop Shackle Padlock Key Retaining (2 1/4" Clearance)	1/2"
C13PC3	#13 C-Series Pop Shackle Padlock Key Retaining (4" Clearance)	1/2"
C13PSP	#13 C-Series Pop Shackle Padlock Key Retaining w/ Protector	1/2"
C16RC1	#16 C-Series Rem. Shackle Padlock (1 1/2" Clearance)	5/8"
C16RC2	#16 C-Series Rem. Shackle Padlock (2 1/4" Clearance)	5/8"
C16RC3	#16 C-Series Rem. Shackle Padlock (4" Clearance)	5/8"

## C-Series Padlocks - MTL™ 600

Item #	Description	Shackle Thickness
C08PC1	#8 C-Series Pop Shackle Padlock Key Retaining (7/8" Clearance)	5/16"
C08PC2	#8 C-Series Pop Shackle Padlock Key Retaining (2" Clearance)	5/16"
C08PC3	#8 C-Series Pop Shackle Padlock Key Retaining (4" Clearance)	5/16"
C10PC1	#10 C-Series Pop Shackle Padlock Key Retaining (1 1/4" Clearance)	3/8"
C10PC2	#10 C-Series Pop Shackle Padlock Key Retaining (2 1/2" Clearance)	3/8"
C10PC3	#10 C-Series Pop Shackle Padlock Key Retaining (4" Clearance)	3/8"
C10PSP	#10 C-Series Pop Shackle Padlock Key Retaining w/ Protector	3/8"
C13PC1	#13 C-Series Pop Shackle Padlock Key Retaining (1 1/2" Clearance)	1/2"
C13PC2	#13 C-Series Pop Shackle Padlock Key Retaining (2 1/4" Clearance)	1/2"
C13PC3	#13 C-Series Pop Shackle Padlock Key Retaining (4" Clearance)	1/2"
C13PSP	#13 C-Series Pop Shackle Padlock Key Retaining w/ Protector	1/2"
C16RC1	#16 C-Series Rem. Shackle Padlock (1 1/2" Clearance)	5/8"
C16RC2	#16 C-Series Rem. Shackle Padlock (2 1/4" Clearance)	5/8"
C16RC3	#16 C-Series Rem. Shackle Padlock (4" Clearance)	5/8"

#8, #10 & #13 Padlocks available in Non-Key Retaining.

Add Part # SVC-CNV-PL-NKR on a Separate Line, Below the Padlock - Additional charges will apply.

#10 & #13 Padlocks come standard with Pop Shackle.

Removable Shackle available upon request.





## C-Series Padlocks - MTL™ 400

Item #	Description	Shackle Thickness
C08PC1	#8 C-Series Pop Shackle Padlock Key Retaining (7/8" Clearance)	5/16"
C08PC2	#8 C-Series Pop Shackle Padlock Key Retaining (2" Clearance)	5/16"
C08PC3	#8 C-Series Pop Shackle Padlock Key Retaining (4" Clearance)	5/16"
C10PC1	#10 C-Series Pop Shackle Padlock Key Retaining (1 1/4" Clearance)	3/8"
C10PC2	#10 C-Series Pop Shackle Padlock Key Retaining (2 1/2" Clearance)	3/8"
C10PC3	#10 C-Series Pop Shackle Padlock Key Retaining (4" Clearance)	3/8"
C10PSP	#10 C-Series Pop Shackle Padlock Key Retaining w/ Protector	3/8"
C13PC1	#13 C-Series Pop Shackle Padlock Key Retaining (1 1/2" Clearance)	1/2"
C13PC2	#13 C-Series Pop Shackle Padlock Key Retaining (2 1/4" Clearance)	1/2"
C13PC3	#13 C-Series Pop Shackle Padlock Key Retaining (4" Clearance)	1/2"
C13PSP	#13 C-Series Pop Shackle Padlock Key Retaining w/ Protector	1/2"
C16RC1	#16 C-Series Rem. Shackle Padlock (1 1/2" Clearance)	5/8"
C16RC2	#16 C-Series Rem. Shackle Padlock (2 1/4" Clearance)	5/8"
C16RC3	#16 C-Series Rem. Shackle Padlock (4" Clearance)	5/8"

#8, #10 & #13 Padlocks available in Non-Key Retaining. Add Part # SVC-CNV-PL-NKR on a Separate Line, Below the Padlock - Additional charges will apply.  
#10 & #13 Padlocks come standard with Pop Shackle. Removable Shackle available upon request.

## C-Series Padlock Options

Part #	Description
SVC-CNV-PL-NKR	Conversion for C-Series Padlock to Non-Key Retaining. Available for C08, C10 and C13 Padlocks Only

only available for C08, C10 and C13 Padlocks.



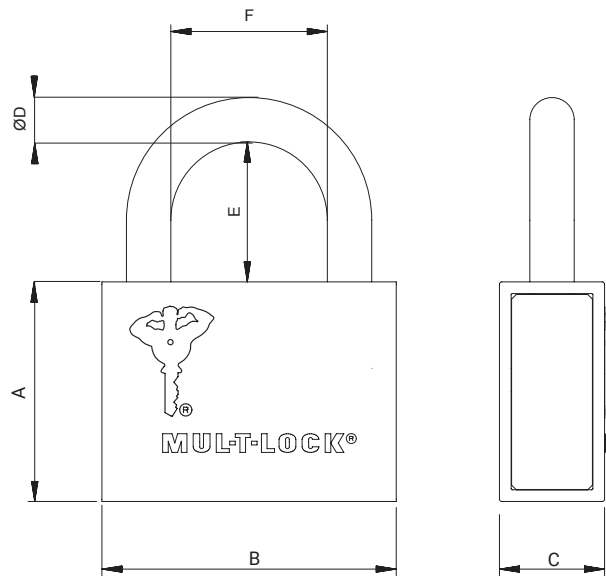
**HOW TO ORDER:** Please refer to page 91 & 99

MTL™800

MTL™600


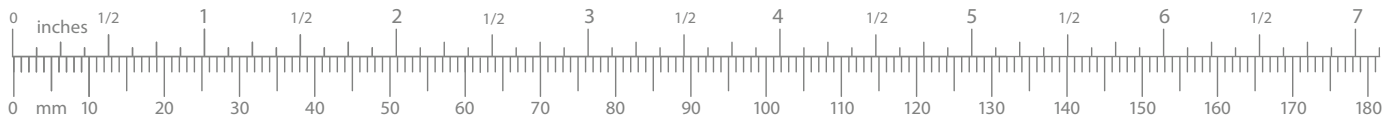
MTL™400





C- Series Measurements

		Body				Shackle					Standard Grade
Model		A	B	C	D	E				F	CEN
							C1	C2	C3		
C08	mm	47	50	22	7.9	--	25	50	102	22	--
	inches	1.85	1.97	0.86	0.31	--	0.86	1.97	4.1	0.86	
C10	mm	47	63	22	9.5	--	30	63	102	33	3
	inches	1.85	2.5	0.86	0.37	--	1.2	2.5	4.1	1.29	
C13	mm	51	73	25	12.7	25	37	0.98	1.46	33	4
	inches	2	2.87	0.98	0.5	0.98	1.46	2.28	4.1	1.29	
C16	mm	53	92	32	15.8	--	50	63	102	38	5
	inches	2.1	3.6	1.26	0.62	--	1.97	2.5	4.1	1.5	



Padlocks



ArmaDLock®



TSR25



TR100



Hasplock Diamond



ArmaDLocks - MTL™ 600

Item #	Description	Keyed Random
ARMAD-SET	ArmaDLock set of 2 (1 for Rear and 1 for Side Doors) Keyed Alike - Includes 3 Keys and 1 Card	
ARMAD-BACK	ArmaDLock for Rear Hinged Door	
ARMAD-SIDE	ArmaDLock for Side Sliding Door	

Prices listed for ArmaD Locks are for MTL™600 206SP keyway only  
For keyed alike re-keying charges apply. See page 44. Discount level is different for this item  
For more information, please contact Customer Service at: 1-800-MULTLOCK

Hasplock Diamond

Item #	Description	Platform
HASPDMDND		MTL™800
		MTL™600
		MTL™400

Special order only. Minimum order quantity applies.

TR 100 "Hockey Puck" Padlock

Item #	Description	Platform
TR100	TR100 "Hockey Puck" Padlock	MTL™800
TR100	TR100 "Hockey Puck" Padlock	MTL™600
TR100	TR100 "Hockey Puck" Padlock	MTL™400

TR100 Padlocks are supplied as non-key retaining only.

Padlock TSR Round Body Ø 7/16" shackle

Item #	Description	Platform
TSR25	TSR Round Body Padlock (1" Clearance) (4 Chamber)	MTL™800
TSR50	TSR Round Body Padlock (2" Clearance) (4 Chamber)	
TSR25	TSR Round Body Padlock (1" Clearance) (4 Chamber)	MTL™600
TSR50	TSR Round Body Padlock (2" Clearance) (4 Chamber)	
TSR25	TSR Round Body Padlock (1" Clearance) (4 Chamber)	MTL™400
TSR50	TSR Round Body Padlock (2" Clearance) (4 Chamber)	

TSR Padlocks are supplied as non-key retaining only.

**HOW TO ORDER:** Please refer to page 91



G47G1

G-Series Padlock with Jacket

G47G1

## # 47 G-Series Padlock Ø 5/16" shackle

Item #	Description	Platform
G47G1	#47 G-Series Padlock (1.043" Clearance)	MTL™ 800
G47G2	#47 G-Series Padlock (1.968" Clearance)	
G47P	#47 G-Series Padlock w/Protector (.885" Clearance)	
G47G1	#47 G-Series Padlock (1.043" Clearance)	MTL™ 600
G47G2	#47 G-Series Padlock (1.968" Clearance)	
G47P	#47 G-Series Padlock w/Protector (.885" Clearance)	
G47G1	#47 G-Series Padlock (1.043" Clearance)	MTL™ 400
G47G2	#47 G-Series Padlock (1.968" Clearance)	
G47P	#47 G-Series Padlock w/Protector (.885" Clearance)	

All G-Series padlocks are supplied as key retaining only.

G47G1 padlock may be upgraded to an extreme weather jacket variation Use Part # SVC-CNV-G47-JACKET - Additional cost will apply.

## #55 G-Series Padlock Ø 3/8" shackle

Item #	Description	Platform
G55G1	#55 G-Series Padlock (1.062" Clearance)	MTL™ 800
G55G2	#55 G-Series Padlock (1.949" Clearance)	
G55P	#55 G-Series Padlock w/Protector (.905" Clearance)	
G55G1	#55 G-Series Padlock (1.062" Clearance)	MTL™ 600
G55G2	#55 G-Series Padlock (1.949" Clearance)	
G55P	#55 G-Series Padlock w/Protector (.905" Clearance)	
G55G1	#55 G-Series Padlock (1.062" Clearance)	MTL™ 400
G55G2	#55 G-Series Padlock (1.949" Clearance)	
G55P	#55 G-Series Padlock w/Protector (.905" Clearance)	

All G-Series padlocks are supplied as key retaining only.

G55G1 padlock may be upgraded to an extreme weather jacket variation Use Part # SVC-CNV-G55-JACKET - Additional cost will apply.

## G-Series Padlock Options

Part #	Description
SVC-CNV-G47-JACKET	Conversion for G47G1 Padlock w/ Extreme Weather Jacket
SVC-CNV-G55-JACKET	Conversion for G55G1 Padlock w/ Extreme Weather Jacket

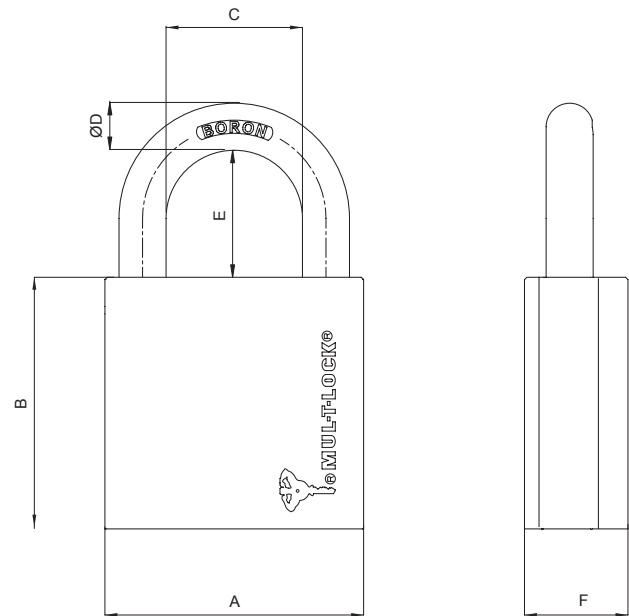
**HOW TO ORDER:** Please refer to page 91 & 102

MTL™ 800

MTL™ 600

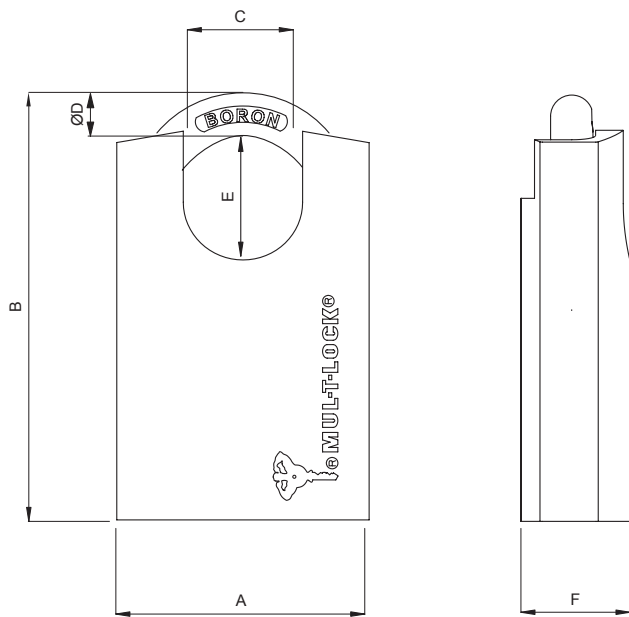
MTL™ 400






G- Series, 47 & 55 Measurements

Padlock		A	B	C	D	E	F
G-47	mm	41	51	25	8	26.5	21
	Inches	1.850	2.007	0.984	0.314	1.043	0.826
G-55	mm	55	54	29	10	27	22
	Inches	2.165	2.125	1.141	0.393	1.062	0.866



G- Series, 47P & 55P Measurements

Padlock		A	B	C	D	E	F
G-47	mm	47	74	20	8	22.5	21
	Inches	1.850	2.913	0.787	0.314	0.885	0.826
G-55	mm	55	77	20	10	23	22
	Inches	2.165	3.031	0.787	0.393	0.905	0.866



## Hasps For C-Series Removable Shackle Padlock

Part #	Description
PAD-ACC-HASPS10	Hasps for #10 Removable C-Series Padlock
PAD-ACC-HASPS13	Hasps for #13 Removable C-Series Padlock
PAD-ACC-HASPS16	Hasps for #16 Removable C-Series Padlock

## Shackle Protectors for C-Series Padlocks

Part #	Description
PPL-ACC-CSP10P	Shackle Protector for #10 Pop C-Series Padlock (can also be used for removable shackle)
PPL-ACC-CSP13P	Shackle Protector for #13 Pop C-Series Padlock (can also be used for removable shackle)
PPL-SCR-C-SP	Screw for Shackle Protector for C-Series Padlocks (One Size Fits All)



MTL™800

MTL™600



Mul-T-Lock offers a value minded option when all you need is an economical solution for your door.

## » FEATURES AND SPECIFICATIONS



- Standard level of security cylinder
- Non UL Rated
- Cylinders are only available in packs of 10
- Cost effective solution
- 2 keys and 1 card per cylinder / lock
- 5 Chamber pin within pin
- Available as keyed different only
- KIK/DSH Cylinders also available as keyed alike by 2
- Card is provided for convenience but not used in key control
- Conveniently sold in boxes of 10 units
- All Junior™ Cylinders are Entry Level
- Available in One Keyway: 008J
- Finishes are only available as listed below:
  - For RIMO's and KIK's
    - Brass (605/US3)
    - Satin Chrome (626/US26D)
  - For Cronus® Deadbolts
    - Brass (605/US3)
    - Antique Brass (609/US5)
    - Oil Rubbed Bronze (613/US10B)
    - Satin Stainless Steel (630/US32D)



### Junior™

Part #	Description
008J-KEYBLK-100	Junior™ Key Blanks (sold in packs of 100 only)
008J-JPSTD1-_-D	Single Cylinder JP Deadlock w/Rimo Cylinder, includes Card & 2 Cut Keys
008J-MD1-_-D	Cronus® Single Cylinder Grade 2 Deadbolt; includes Card & 2 Cut Keys
008J-MD2-_-D	Cronus® Double Cylinder Grade 2 Deadbolt; includes Card & 2 Cut Keys
008J-KIK/DSH-_-D	KIK Cylinder Includes Fixed & Lazy Tails, includes Card & 2 Cut Keys
008J-RIMO-_-D	Rim / Mortise Cylinder Includes Standard Cam #2, Vertical Tail, includes Card & 2 Cut Keys







# PARTS

Cylinder Parts - Pins	107-120
Cylinder Parts	121-159
Hercular® Deadbolt Parts	160-163
Anti-Ligature Deadbolt & Gate Latch Lock Parts	164
Utility & Furniture Lock Parts	165-178
Padlock Parts	179-191
Key Cutting Machine Parts	192-195

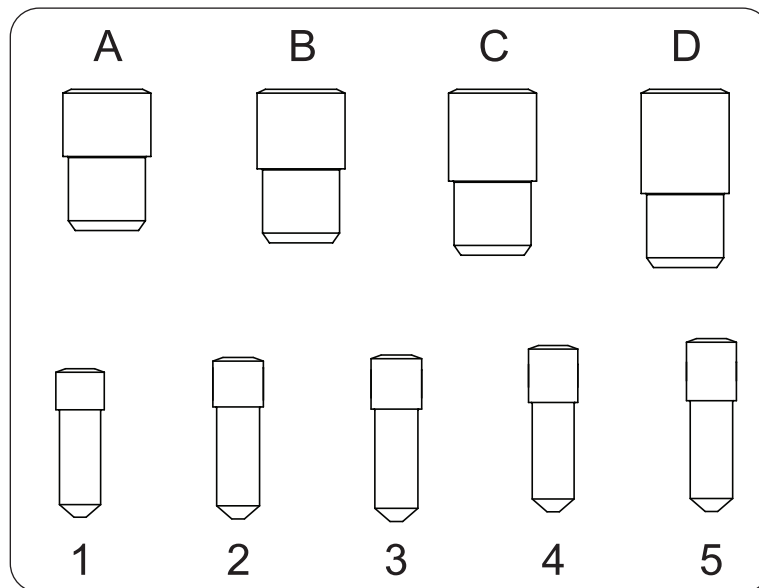


## MTL™ 800 Internal Plug Pins

Part #	Description
PCY-MTPIN-PLG-1	Internal Plug Pin Nickel Silver 1 (Bag of 100)
PCY-MTPIN-PLG-2	Internal Plug Pin Nickel Silver 2 (Bag of 100)
PCY-MTPIN-PLG-3	Internal Plug Pin Nickel Silver 3 (Bag of 100)
PCY-MTPIN-PLG-4	Internal Plug Pin Nickel Silver 4 (Bag of 100)
PCY-MTPIN-PLG-5	Internal Plug Pin Nickel Silver 5 (Bag of 100)

## MTL™ 800 External Plug Pins

Part #	Description
PCY-MTPIN-PLG-A	External Plug Pin Nickel Silver A (Bag of 100)
PCY-MTPIN-PLG-B	External Plug Pin Nickel Silver B (Bag of 100)
PCY-MTPIN-PLG-C	External Plug Pin Stainless Steel C (Bag of 100)
PCY-MTPIN-PLG-D	External Plug Pin Stainless Steel D (Bag of 100)





# MTL™ 800 Cylinder Parts-Keying & Master Keying Components

## MTL™ 800 Finger Pins

Part #	Description
PCY-MTPIN-FIN-1	Finger Pin Nickel Silver 1 (Bag of 100)
PCY-MTPIN-FIN-2	Finger Pin Nickel Silver 2 (Bag of 100)
PCY-MTPIN-FIN-3	Finger Pin Nickel Silver 3 (Bag of 100)
PCY-MTPIN-FIN-4	Finger Pin Nickel Silver 4 (Bag of 100)

## MTL™ 800 Locking Bar Components

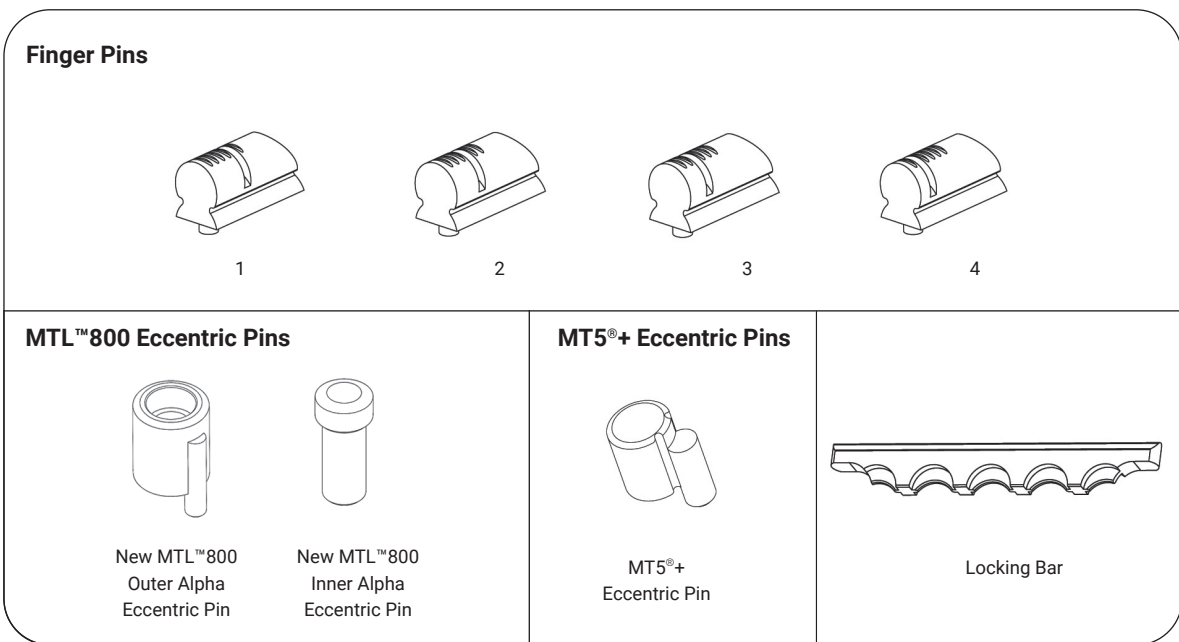
Part #	Description
PCY-MTPIN-BAR5	Side Locking Bar For 5-Chamber Product (Bag of 100)
PCY-MTPIN-BAR4	Side Locking Bar For 4-Chamber Product (Bag of 100)
PCY-MTSPR-BAR	Spring For Side Locking Bar (Bag of 100)

## MT5+® Eccentric Pin for Alpha Spring Components

Part #	Description
PCY-MTPIN-ALPHAECC	Alpha Spring Eccentric Pin (Bag of 100)
PCY-MTPIN-BOD-ALPH	Body Pin For Alpha Spring Eccentric Pin (Bag of 100)

## MTL™ 800 Eccentric Pin for Alpha Spring Components

Part #	Description
PCY-800PINALPHASET	Outer and Inner Alpha Spring Eccentric Pins (Bag of 100 Outer + Bag of 100 Inner Pins) - These pins should be placed in 2 separate compartments in the pin kit
PCY-MTL800-BOD-STD	Body Pin for MTL800 Alpha Spring Eccentric Pin (Bag of 100)

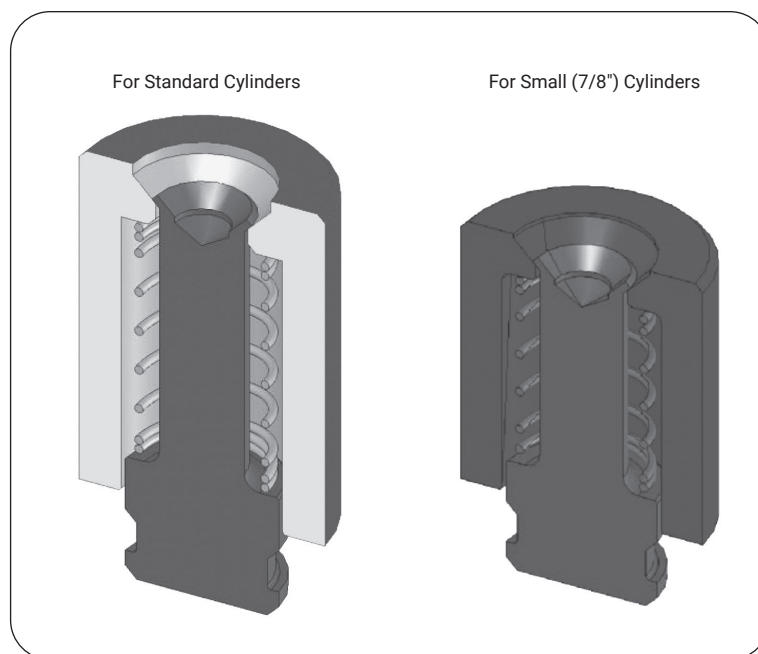


## MTL™ 800 Combined Body Pins

Part #	Description
PCY-MTPIN-BOD-STD	Body Pin Nickel Silver for Standard Product (Bag of 100)
PCY-MTPIN-BOD-7/8	Body Pin Nickel Silver for 7/8" Ø Product (Bag of 100)
PCY-MTPIN-BODSTDS1	Standard Body Pin Replaces Solid #1 (Bag of 100)
PCY-MTPIN-BOD7/8S1	7/8" Body Pin Replaces Int #1 (Bag of 100)
PCY-MTPIN-BODSTDS2	Standard Body Pin Replaces two Solid #1s (Bag of 100)
PCY-MTPIN-BOD7/8S2	7/8" Body Pin Replaces two Solid #1s (Bag of 100)

## MTL™ 800 Body Springs

Part #	Description
PCY-MTSPR-BOD-STD	Body Spring Stainless Steel for Standard Product (Bag of 100)
PCY-MTSPR-BOD-7/8	Body Spring Stainless Steel for KIK/KID, 7/8" Ø Product (Bag of 100)



MTL™ 800 Internal Master Disks

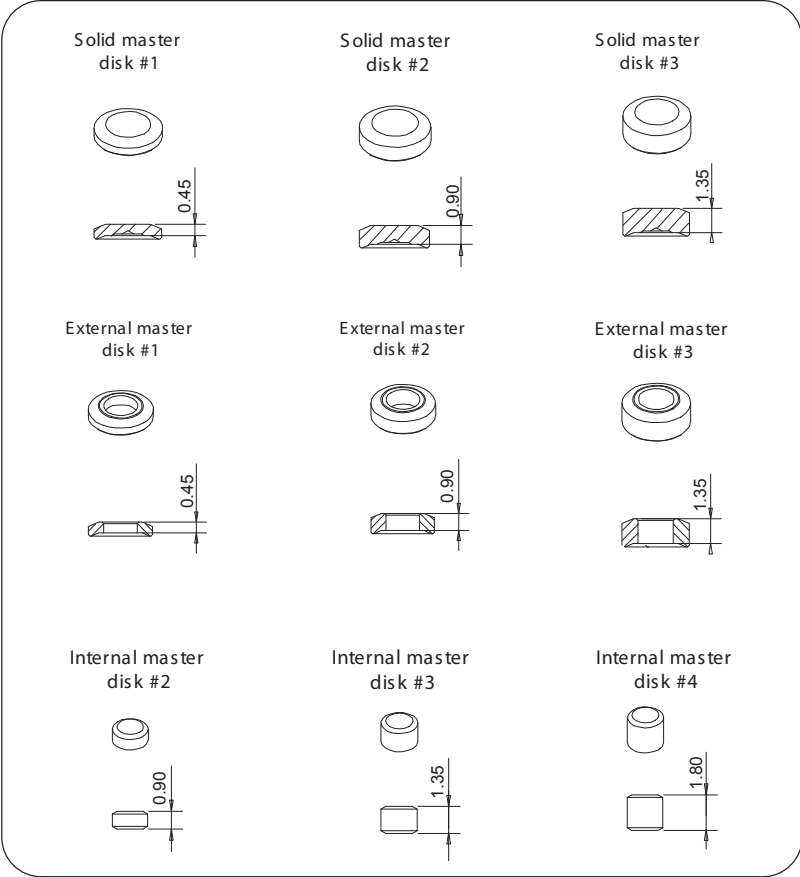
Part #	Description
PCY-MTPIN-M-INT2	Internal Master Disk Nickel Silver 2 (Bag of 100)
PCY-MTPIN-M-INT3	Internal Master Disk Nickel Silver 3 (Bag of 100)
PCY-MTPIN-M-INT4	Internal Master Disk Nickel Silver 4 (Bag of 100)

MTL™ 800 External Master Disks

Part #	Description
PCY-MTPIN-M-EXT1	External Master Disk Nickel Silver 1 (Bag of 100)
PCY-MTPIN-M-EXT2	External Master Disk Nickel Silver 2 (Bag of 100)
PCY-MTPIN-M-EXT3	External Master Disk Nickel Silver 3 (Bag of 100)

MTL™ 800 Solid Master Disks

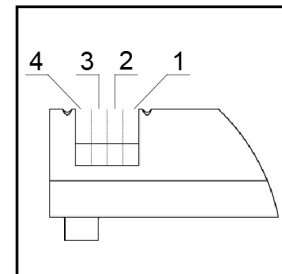
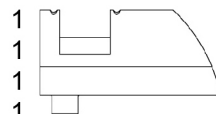
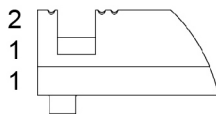
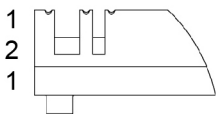
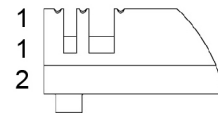
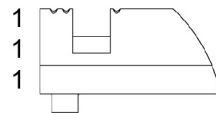
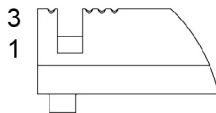
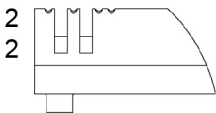
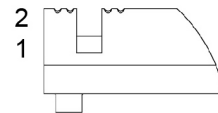
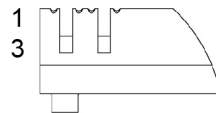
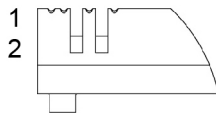
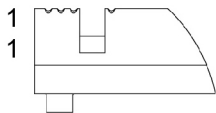
Part #	Description
PCY-MTPIN-M-SOL1	Solid Master Disk Nickel Silver 1 (Bag of 100)
PCY-MTPIN-M-SOL2	Solid Master Disk Nickel Silver 2 (Bag of 100)
PCY-MTPIN-M-SOL3	Solid Master Disk Nickel Silver 3 (Bag of 100)
PCY-MTPIN-M-SOL4	Solid Master Disk Nickel Silver 4 (Bag of 100)





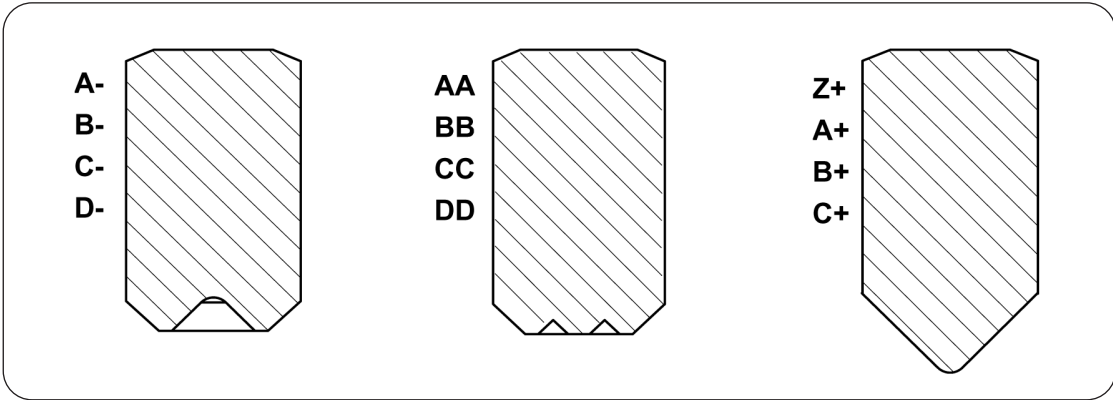
## MTL™ 800 Combined Body Pins

Part #	Description
PCY-MTPIN-M-FIN11	Finger Master Pin Nickel Silver 11 (Bag of 100)
PCY-MTPIN-M-FIN12	Finger Master Pin Nickel Silver 12 (Bag of 100)
PCY-MTPIN-M-FIN13	Finger Master Pin Nickel Silver 13 (Bag of 100)
PCY-MTPIN-M-FIN21	Finger Master Pin Nickel Silver 21 (Bag of 100)
PCY-MTPIN-M-FIN22	Finger Master Pin Nickel Silver 22 (Bag of 100)
PCY-MTPIN-M-FIN31	Finger Master Pin Nickel Silver 31 (Bag of 100)
PCY-MTPIN-M-FIN111	Finger Master Pin Nickel Silver 111 (Bag of 100)
PCY-MTPIN-M-FIN112	Finger Master Pin Nickel Silver 112 (Bag of 100)
PCY-MTPIN-M-FIN121	Finger Master Pin Nickel Silver 121 (Bag of 100)
PCY-MTPIN-M-FIN211	Finger Master Pin Nickel Silver 211 (Bag of 100)
PCY-MTPIN-M-FIN1111	Finger Master Pin Nickel Silver 1111 (Bag of 100)



MTL™ 800 Solid External Plug Pins For Master Keying


Part #	Description
PCY-MTPIN-SOL+Z	Solid Plug Pin Protrusion +Z (Bag of 100)
PCY-MTPIN-SOL+A	Solid Plug Pin Protrusion +A (Bag of 100)
PCY-MTPIN-SOL+B	Solid Plug Pin Protrusion +B (Bag of 100)
PCY-MTPIN-SOL+C	Solid Plug Pin Protrusion +C (Bag of 100)
PCY-MTPIN-SOL-A	Solid Plug Pin Depression - A (Bag of 100)
PCY-MTPIN-SOL-B	Solid Plug Pin Depression - B (Bag of 100)
PCY-MTPIN-SOL-C	Solid Plug Pin Depression - C (Bag of 100)
PCY-MTPIN-SOL-D	Solid Plug Pin Depression - D (Bag of 100)
PCY-MTPIN-SOLAA	Solid Plug Pin Uniform AA (Bag of 100)
PCY-MTPIN-SOLBB	Solid Plug Pin Uniform BB (Bag of 100)
PCY-MTPIN-SOLCC	Solid Plug Pin Uniform CC (Bag of 100)
PCY-MTPIN-SOLDD	Solid Plug Pin Uniform DD (Bag of 100)



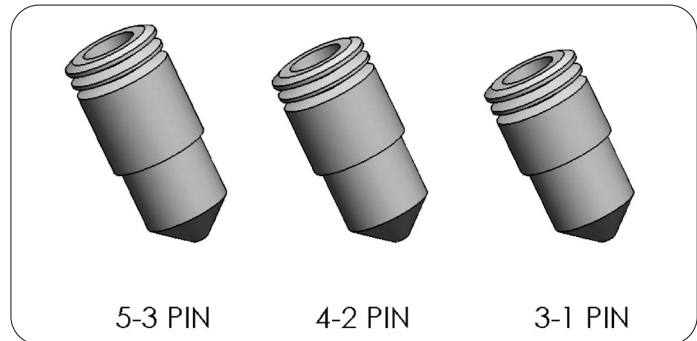
## MTL™ 800 3 in 1 Internal Plug Pins

Part #	Description
PCY-MTPIN-V-1-3	Internal Plug Pin Nickel Silver "3in1" 1 to 3 (Bag of 100)
PCY-MTPIN-V-2-4	Internal Plug Pin Nickel Silver "3in1" 2 to 4 (Bag of 100)
PCY-MTPIN-V-3-5	Internal Plug Pin Nickel Silver "3in1" 3 to 5 (Bag of 100)

Special order only. Minimum order requirements for special plug apply



\* Special order only MOQ Applies





# MTL™ 600 Cylinder Parts-Keying & Master Keying Components

## MTL™ 600 Internal Plug Pins

Part #	Description
PCY-PIN-PLG-0	Internal Plug Pin Nickel Silver 0 (Bag of 100)
PCY-PIN-PLG-1	Internal Plug Pin Nickel Silver 1 (Bag of 100)
PCY-PIN-PLG-2	Internal Plug Pin Nickel Silver 2 (Bag of 100)
PCY-PIN-PLG-3	Internal Plug Pin Nickel Silver 3 (Bag of 100)
PCY-PIN-PLG-4	Internal Plug Pin Nickel Silver 4 (Bag of 100)
PCY-PIN-PLG-5	Internal Plug Pin Nickel Silver 5 (Bag of 100)

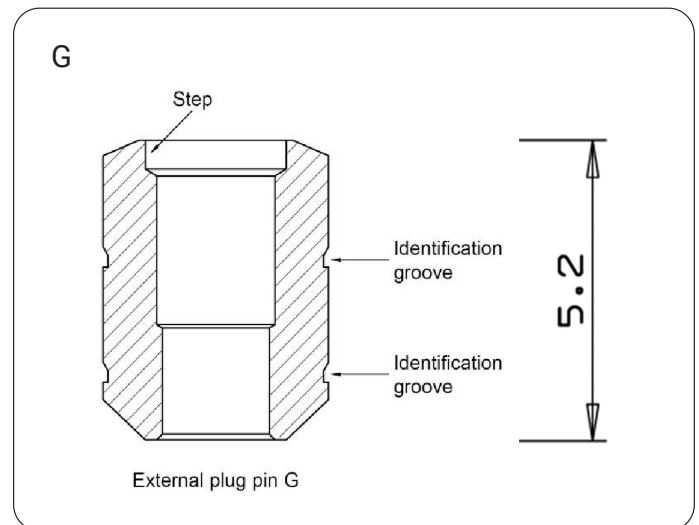
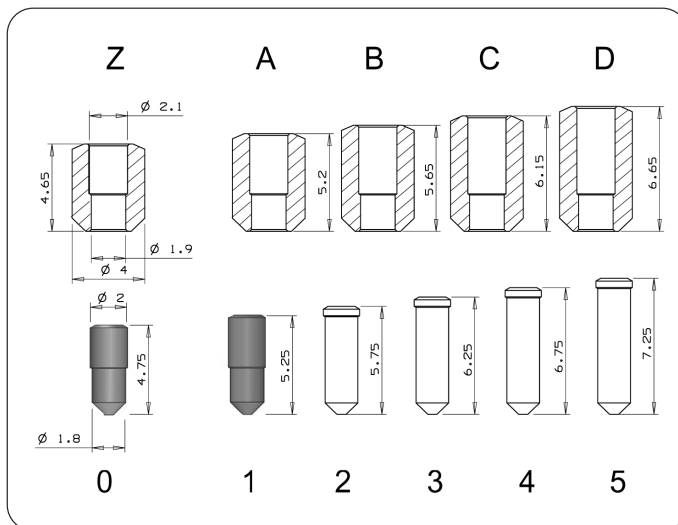
## MTL™ 600 External Plug Pins

Part #	Description
PCY-PIN-PLG-Z	External Plug Pin Nickel Silver Z (Bag of 100)
PCY-PIN-PLG-A	External Plug Pin Nickel Silver A (Bag of 100)
PCY-PIN-PLG-B	External Plug Pin Nickel Silver B (Bag of 100)
PCY-PIN-PLG-C	External Plug Pin Stainless Steel C (Bag of 100)
PCY-PIN-PLG-D	External Plug Pin Stainless Steel D (Bag of 100)
PCY-PIN-PLG-DSPLIT	External Plug Pin Nickel Silver D (Bag of 100 Upper + 100 Lower)
PCY-PIN-PLG-G	External Plug Pin Nickel Silver G (For use with MTL™ 600 G Keyway Cyls only)

G pins are used only in MTL™ 600 cyls with G keyway plugs.

Interactive® (not MTL™ 600) G keyways will still utilize the A external plug pins (A0).

For MTL™ 600 G Keyways, G is used in place of the A external plug pin in the MTL™ 600 chamber (G0).



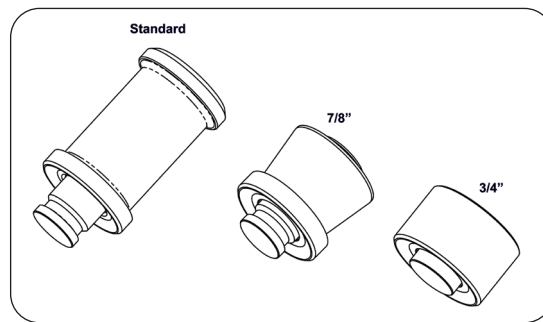
# MTL™ 600 Cylinder Parts-Keying & Master Keying Components

## MTL™ 600 Combined Body Pins

Part #	Description
PCY-PIN-BOD-STD	Body Pin Nickel Silver for Standard Product (Bag of 100)
PCY-PIN-BOD-STD-SS	Body Pin Stainless Steel for Standard Product (Bag of 100)
PCY-PIN-BOD-3/4	Body Pin Nickel Silver for 3/4" Ø Product (Bag of 100)
PCY-PIN-BOD-7/8	Body Pin Nickel Silver for 7/8" Ø Product (Bag of 100)

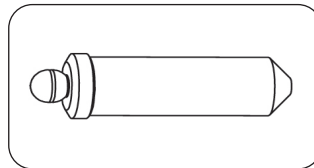
## MTL™ 600 Body Pins (Drivers) for Master Keying

Part #	Description
PCY-PIN-BOD-STD-M1	Standard Body Pin Replaces Internal Master #1 (Bag of 100)
PCY-PIN-BOD-7/8-M1	7/8" Body Pin Replaces Internal Master #1 (Bag of 100)
PCY-PIN-BOD-3/4-M1	3/4" Body Pin Replaces Internal Master #1 (Bag of 100)
PCY-PIN-BOD-STD-S1	Standard Body Pin Replaces Solid #1 (Bag of 100)
PCY-PIN-BOD-7/8-S1	7/8" Body Pin Replaces Solid #1 (Bag of 100)
PCY-PIN-BOD-STD-S2	Standard Body Pin Replaces two Solid #1s (Bag of 100)
PCY-PIN-BOD-7/8-S2	7/8" Body Pin Replaces two Solid #1s (Bag of 100)



## MTL™ 600 3 in 1 Internal Plug Pins

Part #	Description
PCY-PIN-V-1-3	Internal Plug Pin Nickel Silver "3 in 1" 1 to 3 (Bag of 100)
PCY-PIN-V-2-4	Internal Plug Pin Nickel Silver "3 in 1" 2 to 4 (Bag of 100)
PCY-PIN-V-3-5	Internal Plug Pin Nickel Silver "3 in 1" 3 to 5 (Bag of 100)



## MTL™ 600 Body Springs

Part #	Description
PCY-SPR-BOD-STD	Body Spring Stainless Steel for Standard Product (Bag of 100)
PCY-SPR-BOD-KIK	Body Spring Stainless Steel for KIK/KID, 7/8" Ø Product (Bag of 100)
PCY-SPR-BOD-3/4	Body Spring Stainless Steel for 3/4" Ø Product (Bag of 100)

MTL™ 600 Internal Master Disks

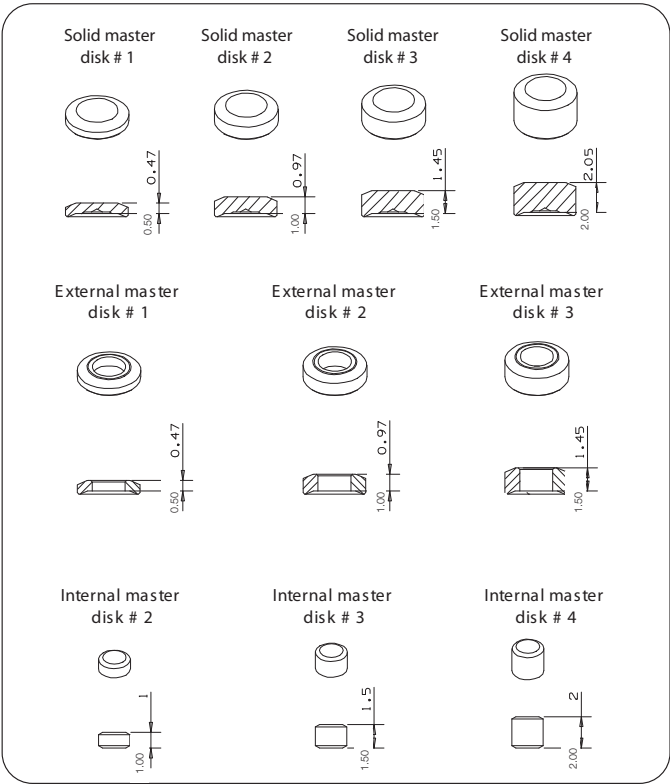
Part #	Description
PCY-PIN-M-INT2	Internal Master Disk Nickel Silver 2 (Bag of 100)
PCY-PIN-M-INT3	Internal Master Disk Nickel Silver 3 (Bag of 100)
PCY-PIN-M-INT4	Internal Master Disk Nickel Silver 4 (Bag of 100)

MTL™ 600 External Master Disks

Part #	Description
PCY-PIN-M-EXT1	External Master Disk Nickel Silver 1 (Bag of 100)
PCY-PIN-M-EXT2	External Master Disk Nickel Silver 2 (Bag of 100)
PCY-PIN-M-EXT3	External Master Disk Nickel Silver 3 (Bag of 100)

MTL™ 600 Solid Master Disks

Part #	Description
PCY-PIN-M-SOL1	Solid Master Disk Nickel Silver 1 (Bag of 100)
PCY-PIN-M-SOL2	Solid Master Disk Nickel Silver 2 (Bag of 100)
PCY-PIN-M-SOL3	Solid Master Disk Nickel Silver 3 (Bag of 100)
PCY-PIN-M-SOL4	Solid Master Disk Nickel Silver 4 (Bag of 100)



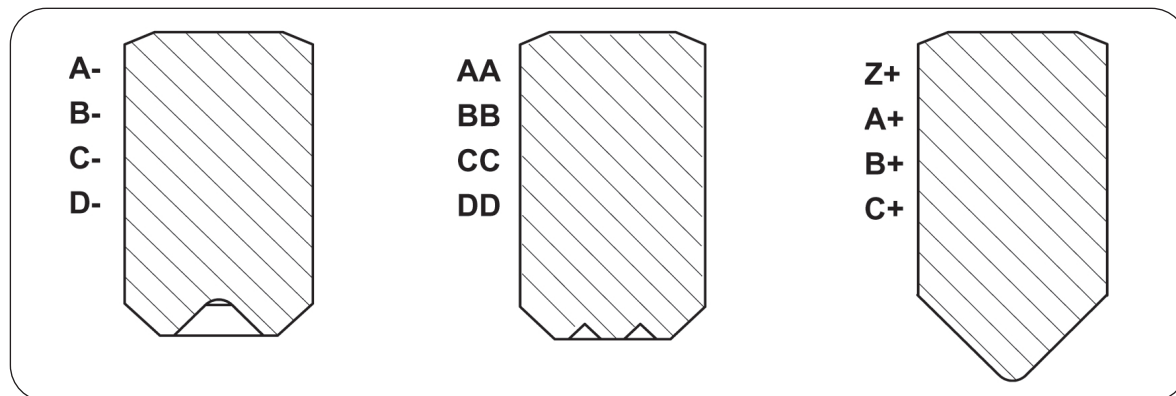


## MTL™ 600 Side & Back Pins

Part #	Description
PCY-PIN-M-SIDE	Side Pin Nickel Silver (Bag of 100)
PCY-PIN-M-BACK	Back Pin Nickel Silver (Bag of 100)

## MTL™ 600 Solid External Plug Pins For Master Keying

Part #	Description
PCY-PIN-SOL+Z	Solid Plug Pin Protrusion +Z (Bag of 100)
PCY-PIN-SOL+A	Solid Plug Pin Protrusion +A (Bag of 100)
PCY-PIN-SOL+B	Solid Plug Pin Protrusion +B (Bag of 100)
PCY-PIN-SOL+C	Solid Plug Pin Protrusion +C (Bag of 100)
PCY-PIN-SOL-A	Solid Plug Pin Depression - A (Bag of 100)
PCY-PIN-SOL-B	Solid Plug Pin Depression - B (Bag of 100)
PCY-PIN-SOL-C	Solid Plug Pin Depression - C (Bag of 100)
PCY-PIN-SOL-D	Solid Plug Pin Depression - D (Bag of 100)
PCY-PIN-SOLAA	Solid Plug Pin Uniform AA (Bag of 100)
PCY-PIN-SOLBB	Solid Plug Pin Uniform BB (Bag of 100)
PCY-PIN-SOLCC	Solid Plug Pin Uniform CC (Bag of 100)
PCY-PIN-SOLDD	Solid Plug Pin Uniform DD (Bag of 100)

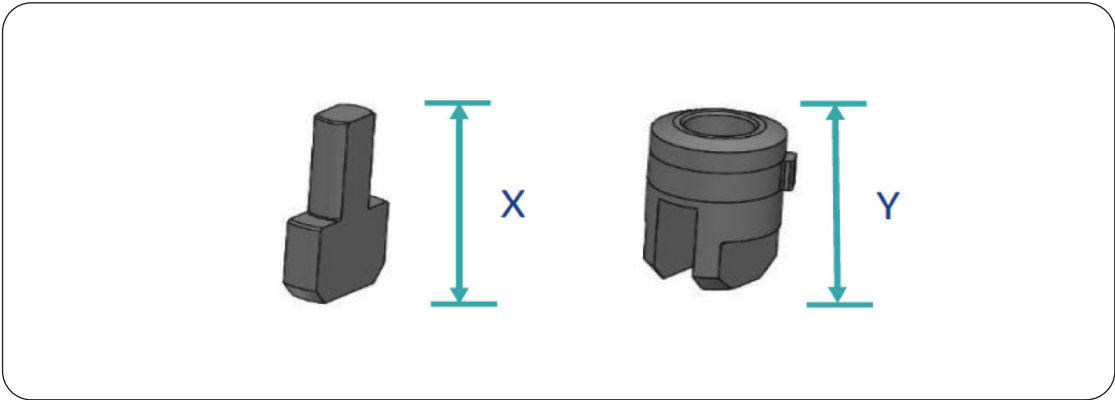


MTL™ 400 Special Pins - External Plug Pins

Part #	Description
PCY-CPPIN-PLG-M	External Plug Pin M
PCY-CPPIN-PLG-T	External Plug Pin T
PCY-CPPIN-PLG-L	External Plug Pin L
PCY-CPPIN-PLG-K	External Plug Pin K

MTL™ 400 Special Pins - Internal Plug Pins

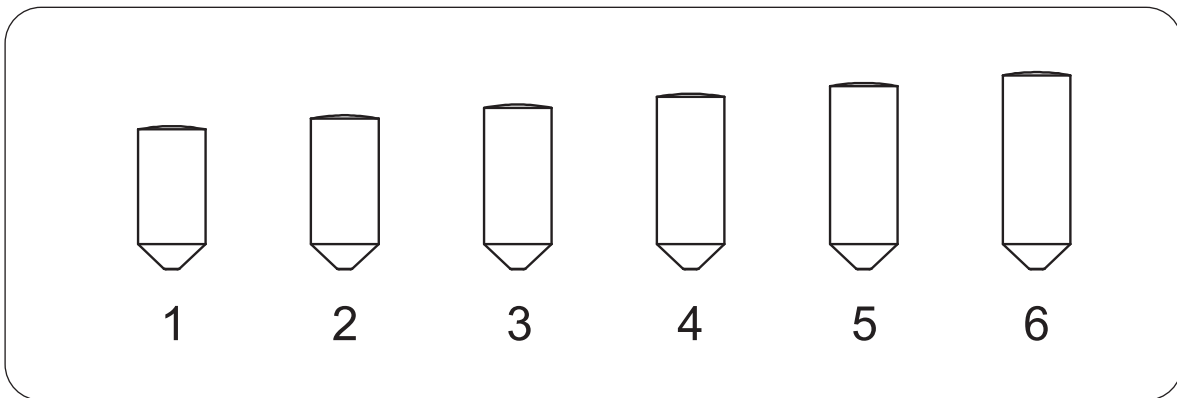
Part #	Description
PCY-CPPIN-PLG-6	Internal Plug Pin 6
PCY-CPPIN-PLG-7	Internal Plug Pin 7
PCY-CPPIN-PLG-8	Internal Plug Pin 8
PCY-CPPIN-PLG-9	Internal Plug Pin 9



If your keyway ends in	Pins to use
0	M6
1	M7
2	M8
3	M9
4	T7
5	T8
6	T9
7	L8
8	L9
9	K9

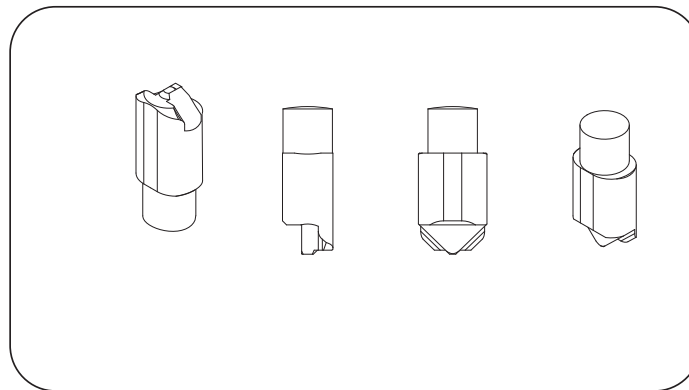
## Integrator® Plug Pins

Part #	Description
PCY-NTGPIN-PLG-1	Plug Pin 1 (Bag of 100)
PCY-NTGPIN-PLG-2	Plug Pin 2 (Bag of 100)
PCY-NTGPIN-PLG-3	Plug Pin 3 (Bag of 100)
PCY-NTGPIN-PLG-4	Plug Pin 4 (Bag of 100)
PCY-NTGPIN-PLG-5	Plug Pin 5 (Bag of 100)
PCY-NTGPIN-PLG-6	Plug Pin 6 (Bag of 100)



## Integrator® Launcher Pins

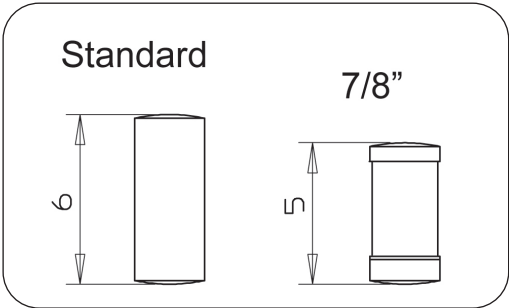
Part #	Description
PCY-NTGPIN-LNC-SNG	Single Reactor Plug Pin (Bag of 100)





Integrator® Body Pins

Part #	Description
PCY-NTGPIN-BOD-STD	Body Pin for Standard Product (Bag of 100)
PCY-NTGPIN-BOD-7/8	Body Pin for 7/8" Ø Product (Bag of 100)

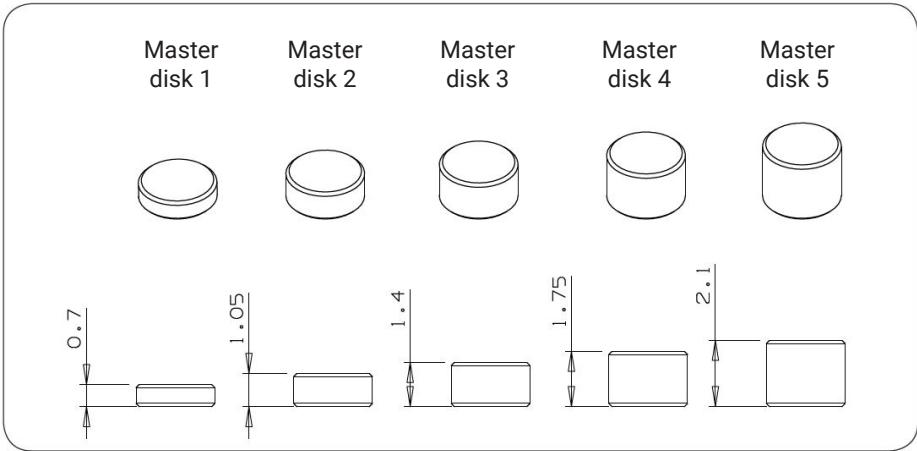


Integrator® Body Springs

Part #	Description
PCY-NTGSPR-BOD-STD	Body Spring Stainless Steel for Standard Product (Bag of 100)

Integrator® Master Pins

Part #	Description
PCY-NTGPIN-M-1	Master Disk 1 (Bag of 100)
PCY-NTGPIN-M-2	Master Disk 2 (Bag of 100)
PCY-NTGPIN-M-3	Master Disk 3 (Bag of 100)
PCY-NTGPIN-M-4	Master Disk 4 (Bag of 100)
PCY-NTGPIN-M-5	Master Disk 5 (Bag of 100)

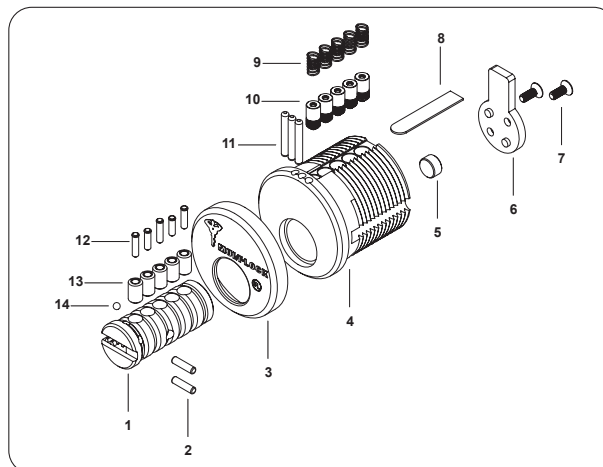


## Parts for Mortise Cylinders

Part #	Description
1 853B2PG-MOR-_-_-	Cylinder Plug for MTL™800 Mortise Cylinder (Underscores Indicate a Variable Value: Specify, Size, & Finish)
1 _-_-PGP-MOR-_-_-	Cylinder Plug for MTL™600 Mortise Cylinder (Underscores Indicate a Variable Value: Specify Keyway, Size, & Finish)
2 N/A	Anti Drill Pin (Not Sold Separately)
3 N/A	Cylinder Face Cover for Mortise & Rim Cylinders (UL) (Not Sold Separately)
4 XXX-MOR-C_-_-_-	Cylinder Body for Mortise Cylinder (Underscores Indicate a Variable Value: Specify Size, Cam, & Finish)
5 PCY-MOR-SPACE-1	Plug Spacer for Mortise Cylinder (3.2mm)
6 PCY-CT-MORCAM_-_-	Cam for Mortise Cylinder (As Needed, See Mortise Cylinder Cams Section)
7 PCY-SCR-PLUG	Plug Screw Phillips M2.3 x 6
8 PCY-CVR-CYL-6-MT5	Spring Cover for Mortise//Rim Cylinder (5 Chamber)
9 PCY-SPR-BOD-STD	Body Spring Stainless Steel for Standard Product (Bag of 100)
9 PCY-MTSPR-BOD-STD	Body Spring Stainless Steel for Standard Product (Bag of 100) - MTL™800
10 PCY-PIN-BOD-STD	Body Pin Nickel Silver for Standard Product (Bag of 100)
10 PCY-MTPIN-BOD-STD	Body Pin Nickel Silver for Standard Product (Bag of 100) - MTL™800
11 N/A	Anti Drill Pin (Not Sold Separately)
12 PCY-PIN-PLG_- / PCY-MTPIN-PLG_-	Plug Pins-Internal (As Needed, see Pin Section) / Plug Pins-Internal (As Needed, see MTL™800 Pin Section)
13 PCY-PIN-PLG_- / PCY-MTPIN-PLG_-	Plug Pins-Internal (As Needed, see Pin Section) / Plug Pins-Internal (As Needed, see MTL™800 Pin Section)
14 N/A	Ball Bearing Anti-Drill (Not Sold Separately)
14 N/A	Ball Bearing Anti-Drill (Not Sold Separately)

## Parts for Mortise Cylinders (Not Pictured)

Part #	Description
PCY-MOR-SPACE-2	Plug Spacer for Mortise Cylinder Long
PCY-CVR-CYL-5-MT5	Body Spring Cover for Mortise/Rim Cylinders (4 Chamber)
PCY-ACC-MOR-JUMBO	Ring Adapter for Corbin® Jumbo Type



MTL™800

MTL™600

MTL™400

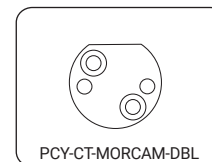
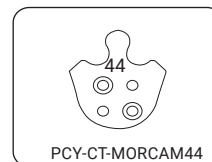
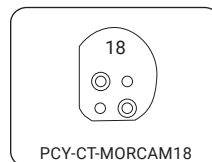
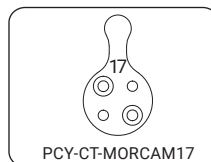
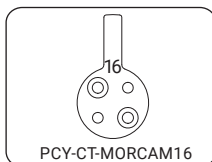
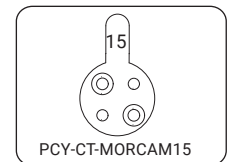
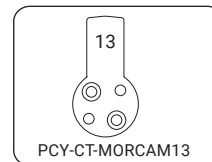
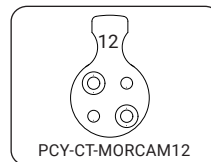
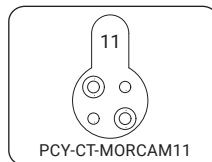
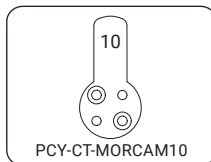
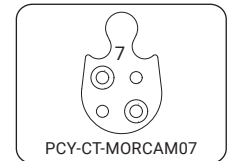
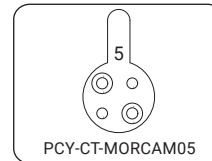
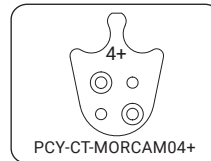
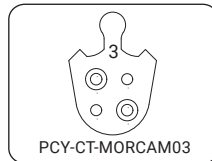
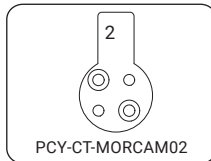
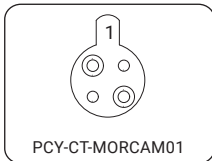
# Cylinder Parts-Mortise

## Mortise Cylinder Cams

Part #	Description
PCY-CT-MORCAM01	Cam for Mortise Cylinder Adams Rite® Type
PCY-CT-MORCAM02	Cam for Mortise Cylinder Yale® Standard Type
PCY-CT-MORCAM03	Cam for Mortise Cylinder Russwin® Clover Type
PCY-CT-MORCAM04+	Cam for Mortise Cylinder Falcon® Type
PCY-CT-MORCAM05	Cam for Mortise Cylinder Lockwood® Type
PCY-CT-MORCAM07	Cam for Mortise Cylinder Schlage® "L" Type
PCY-CT-MORCAM08	Cam for Mortise Cylinder Sargent® Off-Set Type
PCY-CT-MORCAM10	Cam for Mortise Cylinder Corbin® Jumbo Type
PCY-CT-MORCAM11	Cam for Mortise Cylinder Baldwin® Type
PCY-CT-MORCAM12	Cam for Mortise Cylinder Yale® Type
PCY-CT-MORCAM13	Cam for Mortise Cylinder Marks® Type
PCY-CT-MORCAM15	Cam for Mortise Cylinder Vingcard® Type
PCY-CT-MORCAM16	Cam for Mortise Cylinder Yale® A-04Type
PCY-CT-MORCAM17	Cam for Mortise Cylinder Yale® 2160 Type
PCY-CT-MORCAM18	Cam for Mortise Cylinder Alarm Lock® Type
PCY-CT-MORCAM44	Cam for Mortise Cylinder Falcon® Type - Old Cam #4
PCY-CT-MORCAM-DBL	Double Layer Cam For Mortise Cylinders - kit of cam and plug screws

## Security Rings for Mortise and Rim Cylinders

Part #	Description
PCY-SR-MOR01-__	Security Ring for Mortise and Rim Cylinder (5.7mm (.22") Length)
PCY-SR-MOR02-__	Security Ring for Mortise and Rim Cylinder (8.9mm (.35") Length)
PCY-SR-MOR03-__	Security Ring for Mortise and Rim Cylinder (12.2mm (.48") Length)



MTL™800

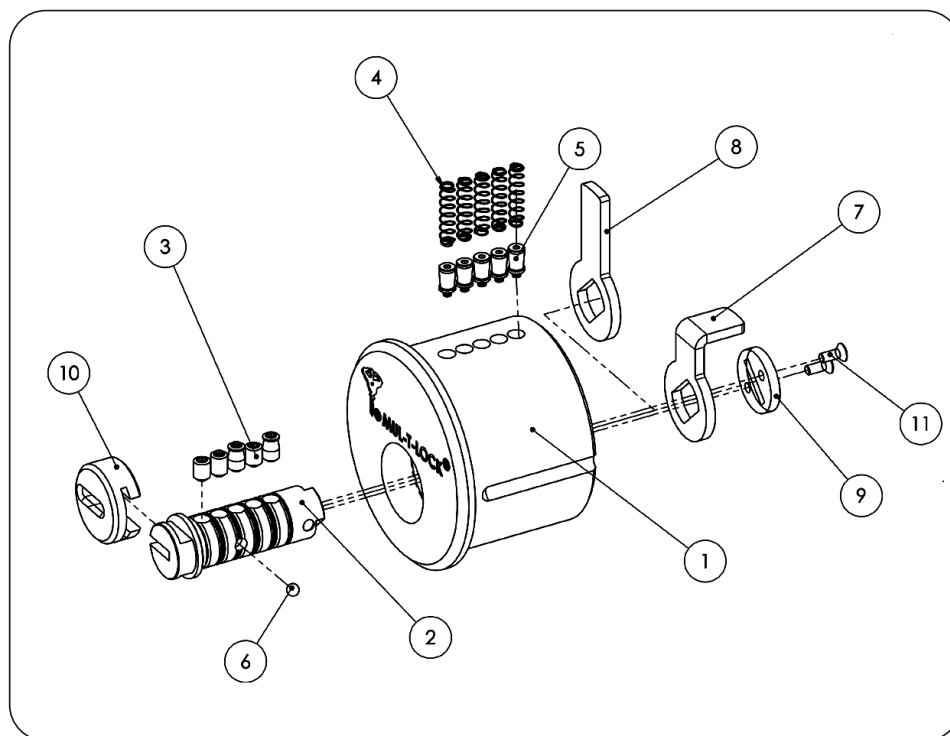
MTL™600

MTL™400



## Parts for Mogul Cylinders

Part #	Description
1 XXX-MOGFA2-__	Cylinder Body for Mogul Cylinder (Folger Adam)
2 853B2PG-MOGFA2-__	Cylinder Plug for Mogul Cylinder (Folger Adam) - MTL™800
2 __-PGP-MOGFA2-__	Cylinder Plug for Mogul Cylinder (Folger Adam) - MTL™600
3 PCY-PIN-PLG- / PCY-MTPIN-PLG-	Plug Pins Internal and External (As Needed)
4 PCY-SPR-BOD-STD / PCY-MTSPR-BOD-STD	Body Spring Stainless Steel for Standard Product (Bag of 100)
5 PCY-PIN-BOD-STD / PCY-MTPIN-BOD-STD	Body Pin Nickel Silver for Standard Product (Bag of 100)
6 N/A	Anti-Drill Ball Bearing
7 PCY-CT-MOGCAM90	Cam for Mogul Cylinder (Bent 90 Degree)
8 PCY-CT-MOGCAMFLAT	Cam for Mogul Cylinder (Straight)
9 PCY-CT-DISCMOG	Cam Locator Disc for Mogul Cylinder
10 PCY-CVR-MOGPROT	Protective Cover for Mogul Cylinder Plug
11 PCY-SCR-PLUG	Plug Screws Phillips M2.3X6

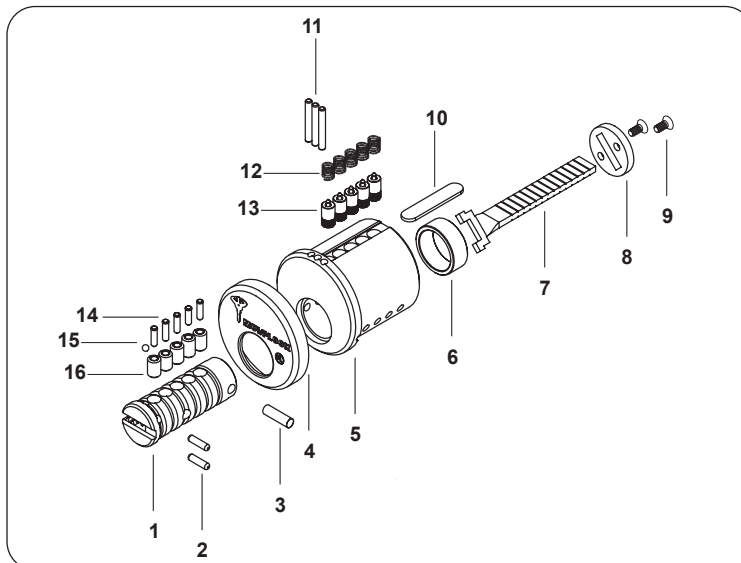


## Parts for Rim Cylinders

Part #	Description
1 853B2PG-RIM1-__	Cylinder Plug for Rim Cylinder (Underscores indicate a variable value: Specify Keyway, & Finish) - MTL™800
1 __-PGP-RIM1-__	Cylinder Plug for Rim Cylinder (Underscores indicate a variable value: Specify Keyway, & Finish) - MTL™600
2 N/A	Anti Drill Pin (Not Sold Separately)
3 N/A	Anti Drill Pin (Not Sold Separately)
4 N/A	Cylinder Face Cover for Mortise & Rim Cylinders (UL)
5 MT5-RIM1__-__	Cylinder Body for Rim Cylinder (Underscores indicate a variable value: Tail, & Finish) - MTL™800
5 XXX-RIM1__-__	Cylinder Body for Rim Cylinder (Underscores indicate a variable value: Tail, & Finish) - MTL™600
6 PCY-RIM-PRING	Plug Ring for Improved Rim Cylinder
7 PCY-CT-RIM__	Tailpiece for Rim Cylinder (As Needed, See Rim Cylinder Parts Section)
8 PCY-CT-DISCRIM	Actuating Disk for Rim Cylinder
9 PCY-SCR-PLUG	Plug Screw Phillips M2.3 x 6
10 PCY-CVR-CYL-6-MT5	Spring Cover for Mortise/Rim Cylinder (5 Chamber)
11 N/A	Anti Drill Pin (Not Sold Separately)
12 PCY-SPR-BOD-STD / pcy-mtspr-bod-std	Body Spring Stainless Steel for Standard Product (Bag of 100)
13 PCY-PIN-BOD-STD / pcy-mtpin-bod-std	Body Pin Nickel Silver for Standard Product (Bag of 100)
14 PCY-PIN-PLG- / PCY-MTPIN-PLG-	Plug Pins-Internal (As Needed, See Pin Section)
15 N/A	Ball Bearing Anti-Drill (Not Sold Separately)
16 PCY-PIN-PLG- / PCY-MTPIN-PLG-	Plug Pins-External (As Needed, See Pin Section)

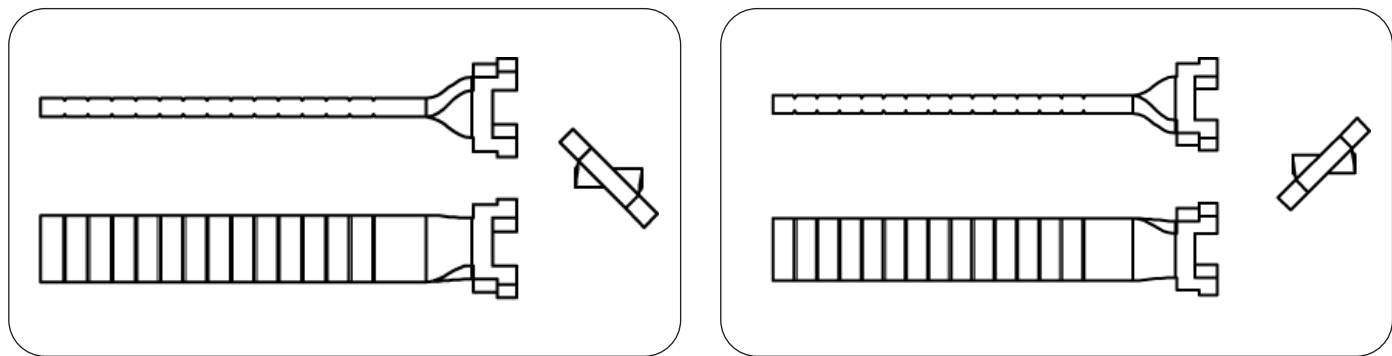
## Parts for Rim Cylinders (Not Pictured)

Part #	Description
PCY-SCR-RIM-SET	Set Screw for Rim Cylinders M5 x 45 (Sold individually or include in Hardware Kit)
PCY-RIM-BP	Backplate for Rim Cylinders (Included in Hardware Kit. Order Part #: PCY-RIM-HRWR)
PCY-BB-RIM	Ball Bearing Anti-Drill 3mm Dia. (Included in Hardware Kit. Order Part #: PCY-RIM-HRWR)
PCY-RIM-HRWR	Complete Hardware Package for Rim Cylinders



## Rim Cylinder Tailpieces

Part #	Description
PCY-CT-RIMVT	Vertical Tail for Rim Cylinders (1.875" Length)
PCY-CT-RIMVTX	Vertical Tail for Rim Cylinders (2.460" Length)
PCY-CT-RIMHT	Horizontal Tail for Rim Cylinders (1.875" Length)
PCY-CT-RIMHTX	Horizontal Tail for Rim Cylinders (2.460" Length)
PCY-CT-RIMPTP	Police Tail (Fox Type Lock) for Rim Cylinders



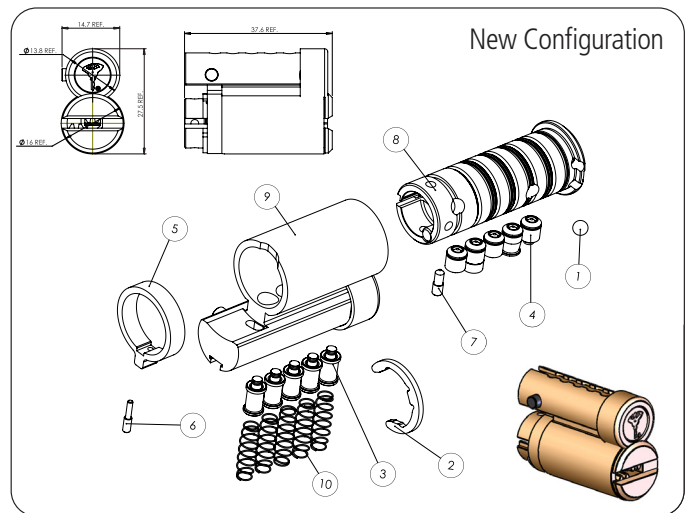
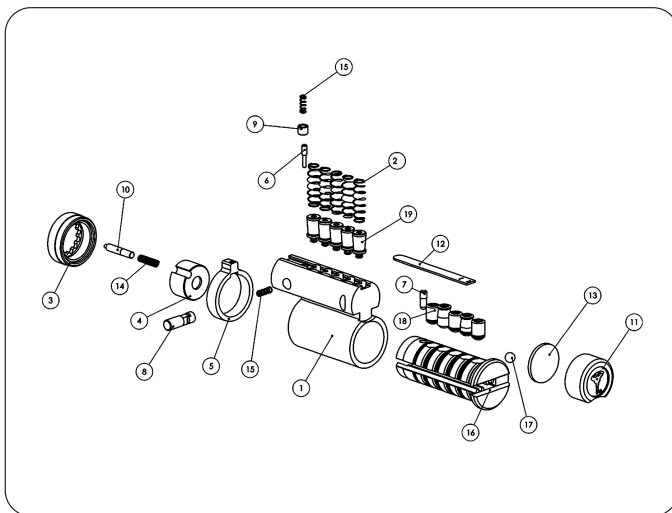
## Security Rings for Mortise and Rim Cylinders

Part #	Description
PCY-SR-MOR01-__	Security Ring for Mortise and Rim Cylinder (.22" Length) - Indicate Finish
PCY-SR-MOR02-__	Security Ring for Mortise and Rim Cylinder (.35" Length) - Indicate Finish
PCY-SR-MOR03-__	Security Ring for Mortise and Rim Cylinder (.48" Length) - Indicate Finish
PCY-SR-RIMFR	Recessed Flat Ring for Rim Cylinder



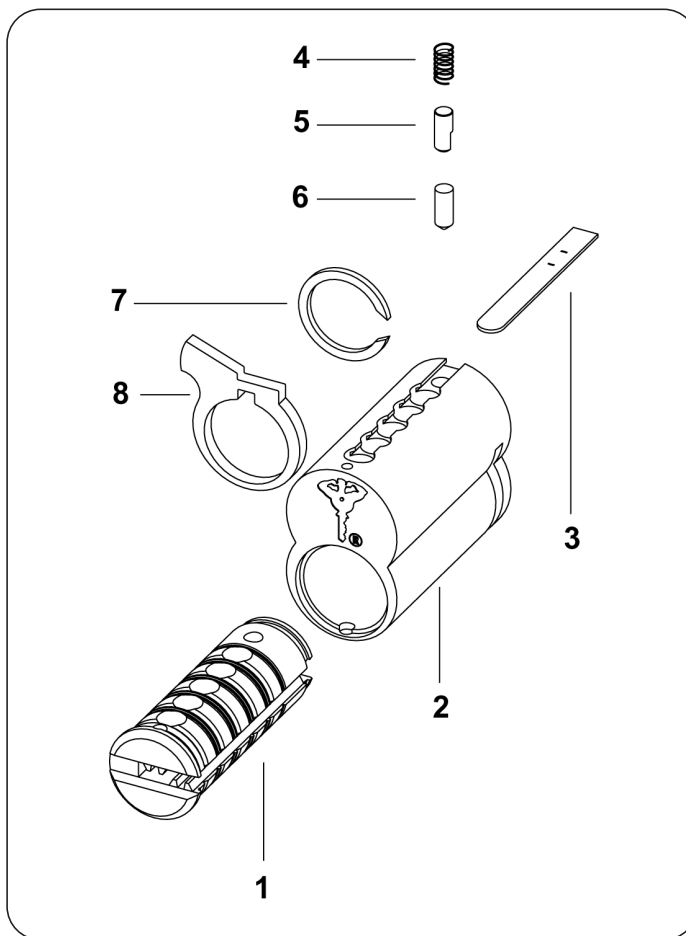
## Parts Schlage® Type Removable Core Retrofit

Part #	Description
1	Cylinder Body for Schlage® Type ICC - MTL™800
1 XXX-CYL-ICCSH-26	Cylinder Body for Schlage® Type ICC - MTL™600
2 PCY-SPR-BOD-STD / PCY-MTSPR-BOD-STD	Body Spring Stainless Steel for Standard Product (Bag of 100)
3 PCY-KIK-NUT	Plug Retainer Nut for Standard KIK Cylinders
4 PCY-ICCSH-TIP	Tip Stop Drive Cam for Schlage® Type ICC
5 PCY-ICCSH-ARING	Activator Ring for Schlage® Type ICC
6 PCY-ICCSH-APIN	Activator Pin for Schlage® Type ICC
7 PCY-ICCSH-EPIN	Engaging Pin for Schlage® Type ICC
8 N/A	Locking Pin for Schlage® Type ICC (Not Sold Separately)
9 N/A	Engaging Disc for Schlage® Type ICC (Not Sold Separately)
10 PCY-KIK-RPIN	Retainer Pin for KIK Cylinders
11 PCY-ICCSH-CVR-XX	Face Cover for Schlage® Type ICC (Not Sold Separately)
12 PCY-CVR-ICCSH	Body Spring Cover for Schlage® Type ICC
13 PCY-ICCSH-DPLATE	Anti-Drill Plate Schlage® Type ICC (Not Sold Separately)
14 PCY-KIK-RSPR	Retainer Pin Spring for KIK Cylinders
15 N/A	Spring for Locking Pin for Schlage® Type ICC (Not Sold Separately)
16 853B2PG-ICCSH-26	Cylinder Plug for Schlage® Type ICC (Underscores indicate a variable value: Specify Keyway, & Finish) - MTL™800
16 _ _ _PGP-ICCSH-26	Cylinder Plug for Schlage® Type ICC (Underscores indicate a variable value: Specify Keyway, & Finish) - MTL™600
17 N/A	Ball Bearing Anti-Drill (Not Sold Separately)
18 PCY-PIN-PLG- / PCY-MTPIN-PLG- _	Plug Pins-External / Internal (As Needed, See Pin Section)
19 PCY-PIN-BOD-STD / PCY-MTPIN-BOD-STD	Body Pin Nickel Silver for Standard Product (Bag of 100)
PCY-ICCKITINT+TRIL	Tail and Adaptor for Trilogy (Not Pictured) MTL™600 & MTL™400
PCY-ICCKITMT5-TRIL	Tail and Adaptor for Trilogy (Not Pictured) MTL™800



## Parts Yale® Type Removable Core Retrofit

Part #	Description
1 853B2PG-ICC YA6-26	Cylinder Plug for Yale® Type ICC - MTL™800
1 _ _ _PGP-ICC YA6-26	Cylinder Plug for Yale® Type ICC (Underscores indicate a variable value: Specify Keyway) -MTL™600 OR MTL™400
2	Cylinder Body for Yale® Type ICC - Satin Chrome - MTL™800
2 XXX-ICC YA6-26	Cylinder Body for Yale® Type ICC - Satin Chrome - MTL™600
3 PCY-CVR-ICC YA	Body Spring Cover for Yale® Type ICC
PCY-SPR-BOD-STD /	Body Spring Stainless Steel (Bag of 100)
4 PCY-MTSPR-BOD-STD	
5 PCY-ICCY-APIN	Activator Pin for Yale® Type ICC
6 PCY-ICCY-EPIN	Engaging Pin (Plug) for Yale® Type ICC
7 PCY-SW-RING	Plug Retainer Ring for Switch Lock 3/4" Dia.
8 PCY-ICCY-LUG	Locking Lug for Yale® Type ICC

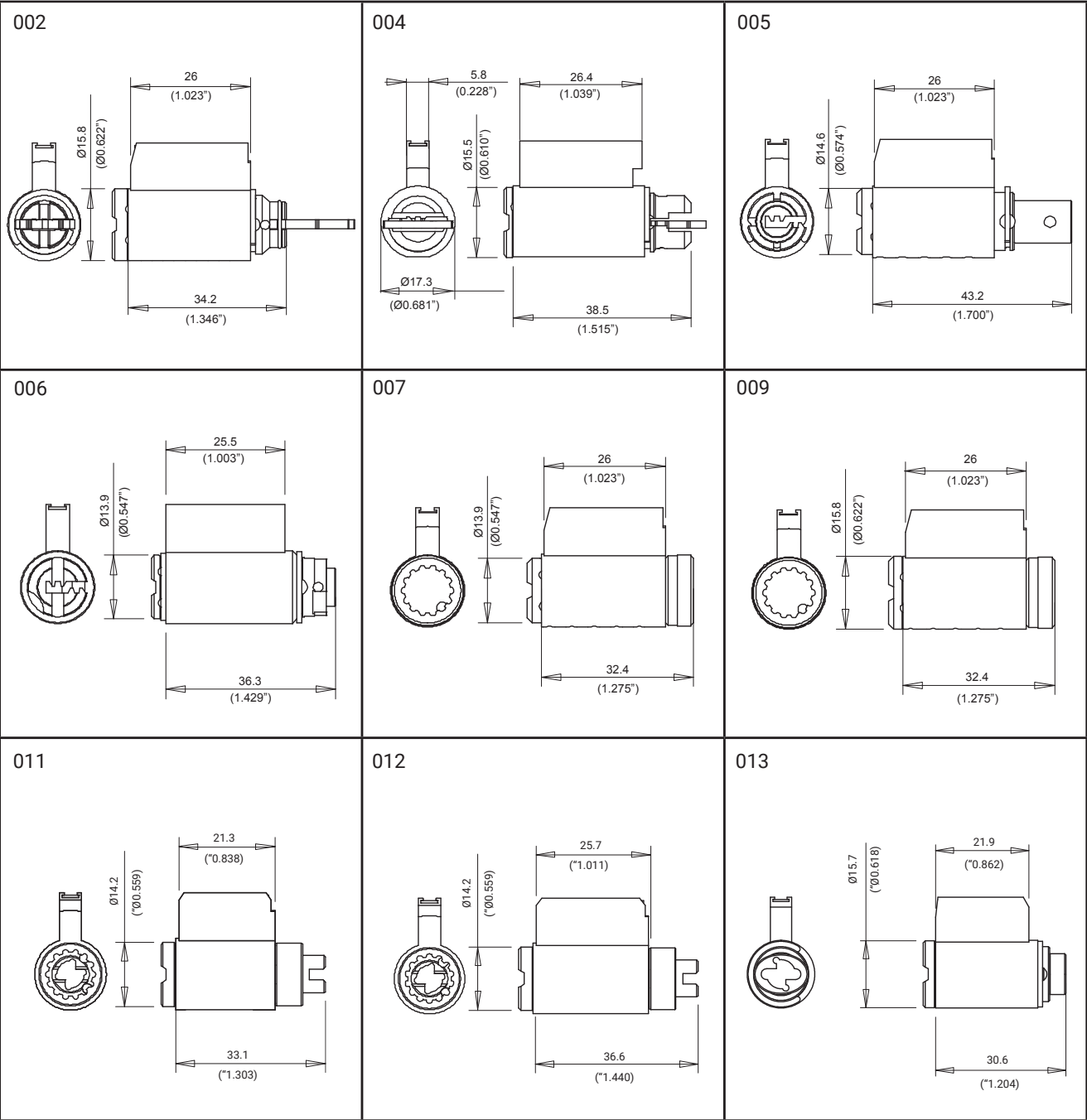


MTL™800

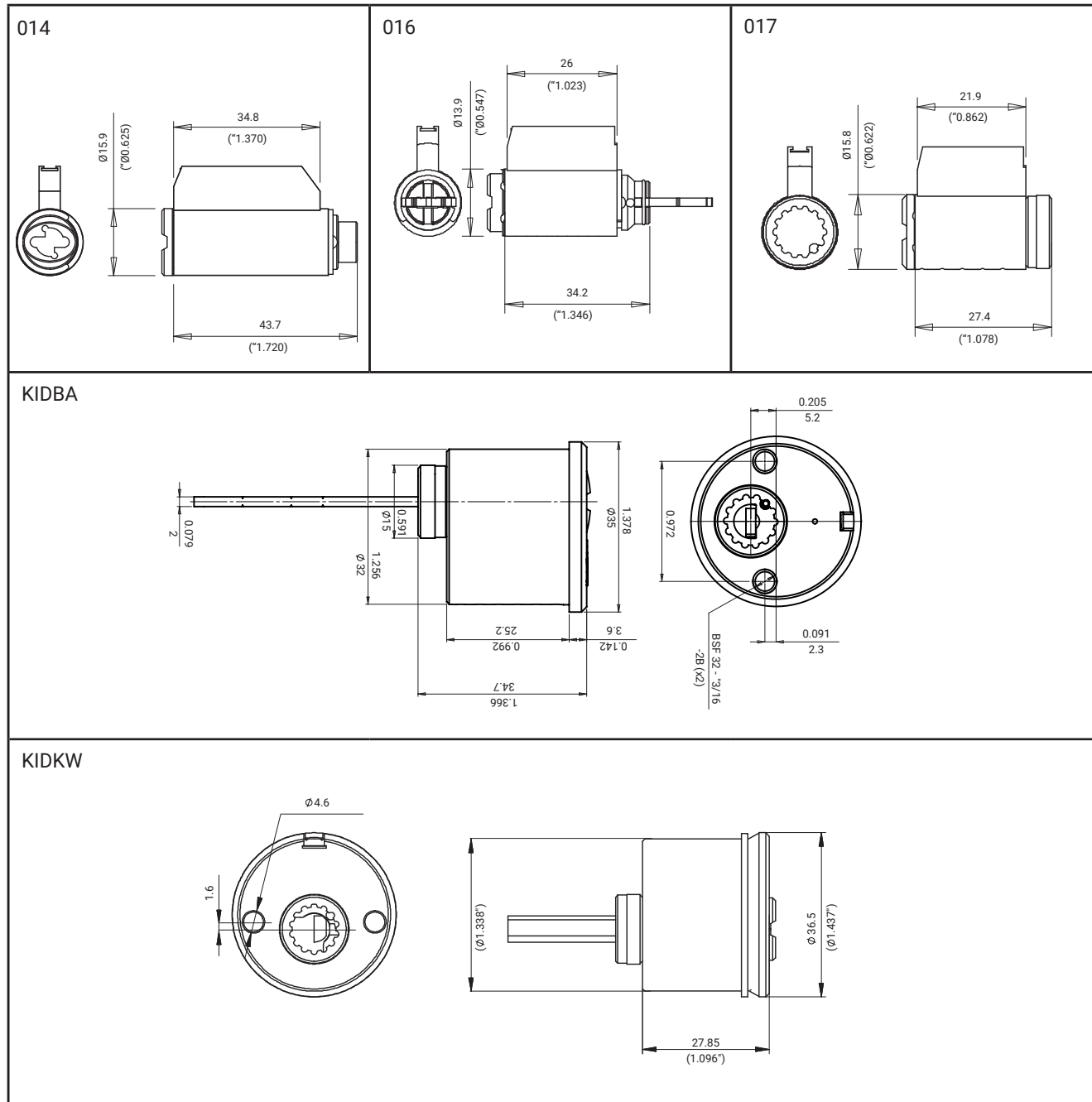
MTL™600

MTL™400

Bodies & Plugs

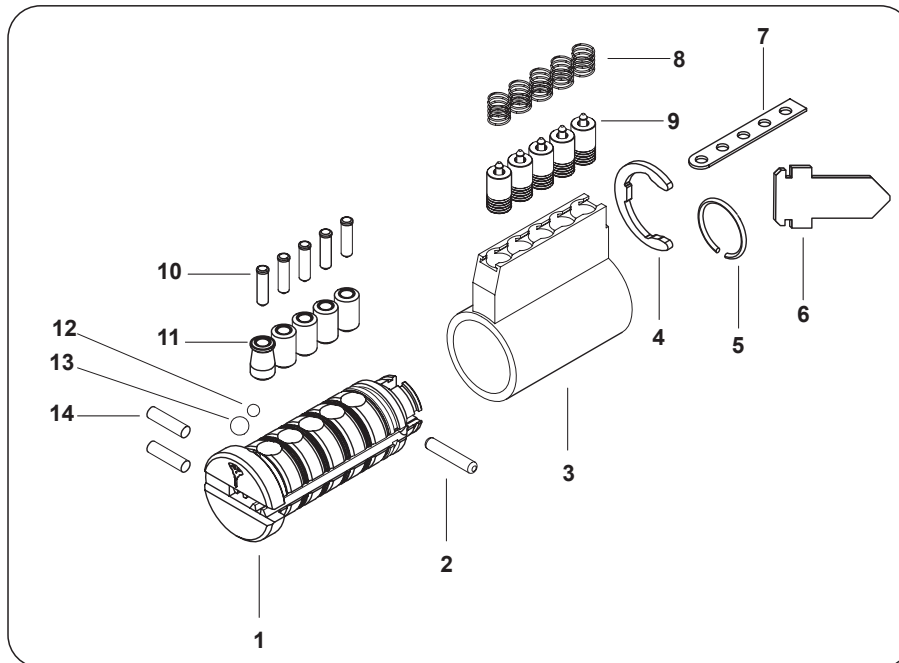






## Parts for KIKAL Cylinders

Part #	Description
1 853B2PG-KIKARM-__	Cylinder Plug for Arrow® "M" Knob Type KIK Cylinder (Underscores indicate a variable value: Specify Finish) - MTL™800
1 __PGP-KIKARM-__	Cylinder Plug for Arrow® "M" Knob Type KIK Cylinder (Underscores indicate a variable value: Specify Keyway, & Finish) - MTL™600
2 N/A	Anti Drill Pin (Not Sold Separately)
3	Cylinder Body for Schlage® Type KIK Cylinder - MTL™800
3 XXX-KIKSH-XXX	Cylinder Body for Schlage® Type KIK Cylinder - MTL™600
4 PCY-ECLIP-1	E-Clip for Plug for Cylinders 15.5
5 PCY-KIKARM-TRING	Tailpiece Retainer Ring Spring for KIK Cylinders
6 PCY-CT-KIKMA	Tailpiece for Marks / Alarm Lock® Trilogy® KIK Cylinder
7 PCY-CVR-CYL-6-MT5	Body Spring Cover for KIK Cylinders (5 Chamber)
8 PCY-SPR-BOD-KIK / PCY-MTSPR-BOD-7/8	Body Spring Stainless Steel for KIK/KID, 7/8" Ø Product (Bag of 100)
9 PCY-PIN-BOD-STD / PCY-MTPIN-BOD-STD	Body Pin Nickel Silver for Standard Product (Bag of 100)
10 PCY-PIN-PLG-__ / PCY-MTPIN-PLG-__	Plug Pins-Internal (As Needed, See Pin Section)
11 PCY-PIN-PLG-__ / PCY-MTPIN-PLG-__	Plug Pins-External (As Needed, See Pin Section)
12 N/A	Ball Bearing Anti-Drill (Not Sold Separately)
13 N/A	Ball Bearing Anti-Drill (Not Sold Separately)
14 N/A	Anti Drill Pin (Not Sold Separately)
N/A	Anti Drill Pin (Not Sold Separately)



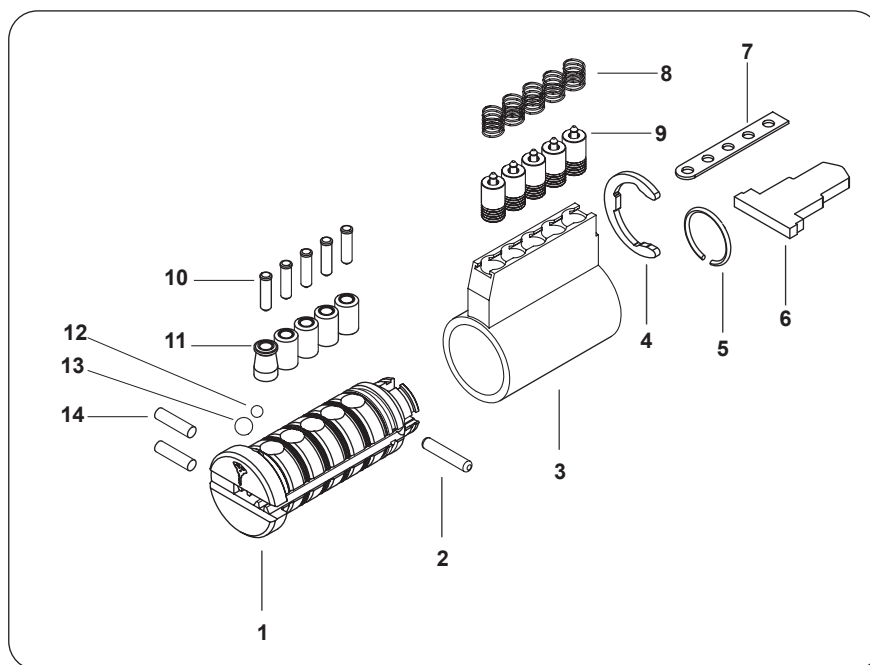
MTL™800

MTL™600

MTL™400

## Parts for KIKARM Cylinders

Part #	Description
1 853B2PG-KIKARM-__	Cylinder Plug for Arrow® "M" Knob Type KIK (Underscores indicate a variable value: Specify Keyway, & Finish) - MTL™800
1 ___ PGP-KIKARM-__	Cylinder Plug for Arrow® "M" Knob Type KIK (Underscores indicate a variable value: Specify Keyway, & Finish) - MTL™600
2 N/A	Anti Drill Pin (Not Sold Separately)
3 MT5-KIKSH-XXX	Cylinder Body for Schlage® Type KIK Cylinder - MTL™800
3 XXX-KIKSH-XXX	Cylinder Body for Schlage® Type KIK Cylinder - MTL™600
4 PCY-ECLIP-1	E-Clip for Plug for Cylinders 15.5
5 PCY-KIKARM-TRING	Tailpiece Retainer Ring Spring for KIK Cylinders
6 PCY-CT-KIKARM-SM	Tailpiece for Arrow® "M" Series Knob/Sargent® "7 & 10" Line Lever KIK (Long)
7 PCY-CVR-CYL-6-MT5	Body Spring Cover for KIK Cylinders (5 Chamber)
8 PCY-SPR-BOD-KIK	Body Spring Stainless Steel for KIK/KID, 7/8" Ø Product (Bag of 100)
9 PCY-PIN-BOD-STD / PCY-MTPIN-BOD-STD	Body Pin Nickel Silver for Standard Product (Bag of 100)
10 PCY-PIN-PLG-_/ PCY-MTPIN-PLG-__	Plug Pins-Internal (As Needed, See Pin Section)
11 PCY-PIN-PLG-_/ PCY-MTPIN-PLG-__	Plug Pins-External (As Needed, See Pin Section)
12 N/A	Ball Bearing Anti-Drill (Not Sold Separately)
13 N/A	Ball Bearing Anti-Drill (Not Sold Separately)
14 N/A	Anti Drill Pin (Not Sold Separately)



MTL™800

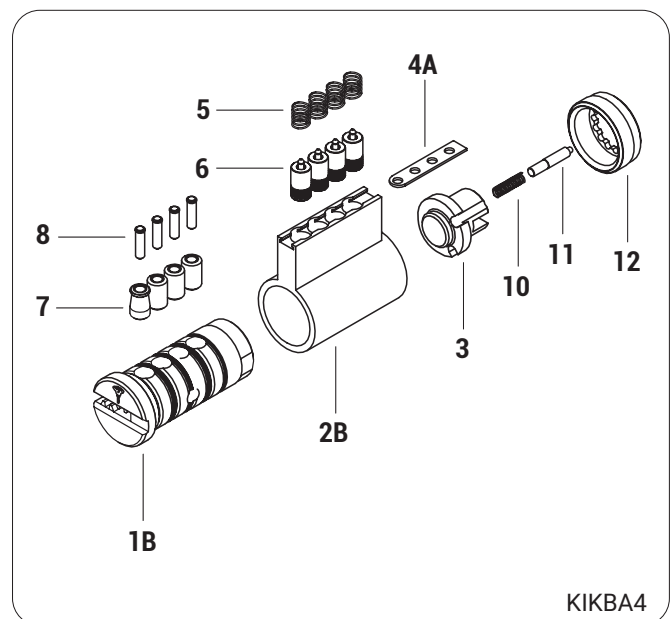
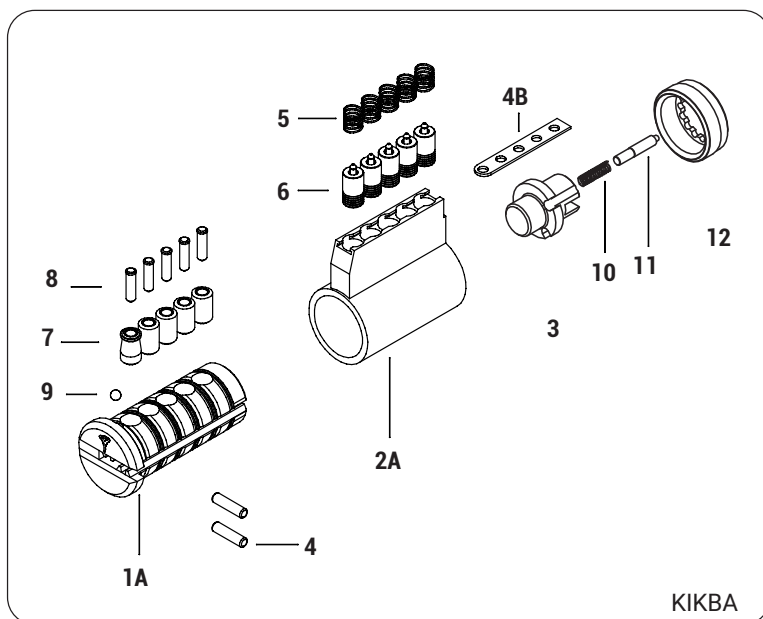
MTL™600

MTL™400



## Parts for KIKBA and KIKBA4 Cylinders

Part #	Description
1A 853B2PG-KIKBA-__	Cyl. Plug for Baldwin® KIK Cylinder Long (Underscores indicate a variable value: Specify Keyway, & Finish) - MTL800
1A __ PGP-KIKBA-__	Cyl. Plug for Baldwin® KIK Cylinder Long (Underscores indicate a variable value: Specify Keyway, & Finish) - MTL600
1B 853B2PG-KIKBA4-__	Cyl. Plug for Baldwin® KIK Cylinder Short (Underscores indicate a variable value: Specify Keyway, & Finish) - MTL800
1B __ PGP-KIKBA4-__	Cyl. Plug for Baldwin® KIK Cylinder Short (Underscores indicate a variable value: Specify Keyway, & Finish) - MTL600
2A	Cylinder Body for Baldwin® Type KIK Cylinder Long - MTL800
2A XXX-KIKBA	Cylinder Body for Baldwin® Type KIK Cylinder Long - MTL600
2B	Cylinder Body for Baldwin® Type KIK Cylinder Short (4 Chamber) - MTL800
2B XXX-KIKBA4	Cylinder Body for Baldwin® Type KIK Cylinder Short (4 Chamber) - MTL600
3 PCY-ADAPT-KIKBA	Back Adaptor for Baldwin Type KIK Cylinders (Long and Short)
4A PCY-CVR-CYL-6-MT5	Body Spring Cover for KIK Cylinders (5 Chamber)
4B PCY-CVR-CYL-5-MT5	Body Spring Cover for KIK Cylinders (4 Chamber)
5 PCY-SPR-BOD-KIK	Body Spring Stainless Steel for KIK/KID, 7/8" Ø Product (Bag of 100)
6 PCY-PIN-BOD-STD / PCY-MTPIN-BOD-STD	Body Pin Nickel Silver for Standard Product (Bag of 100)
7 PCY-PIN-PLG- / PCY-MTPIN-PLG-	Plug Pins-External (As Needed, See Pin Section)
8 PCY-PIN-PLG- / PCY-MTPIN-PLG-	Plug Pins-Internal (As Needed, See Pin Section)
9 N/A	Ball Bearing Anti-Drill (Not Sold Separately)
10 PCY-KIK-RSPR	Retainer Pin Spring for KIK Cylinders
11 PCY-KIK-RPIN	Retainer Pin for KIK Cylinders
12 PCY-KIK-NUT	Plug Retainer Nut for Emtek® KIK Cylinders
13 N/A	Anti Drill Pin (Not Sold Separately)



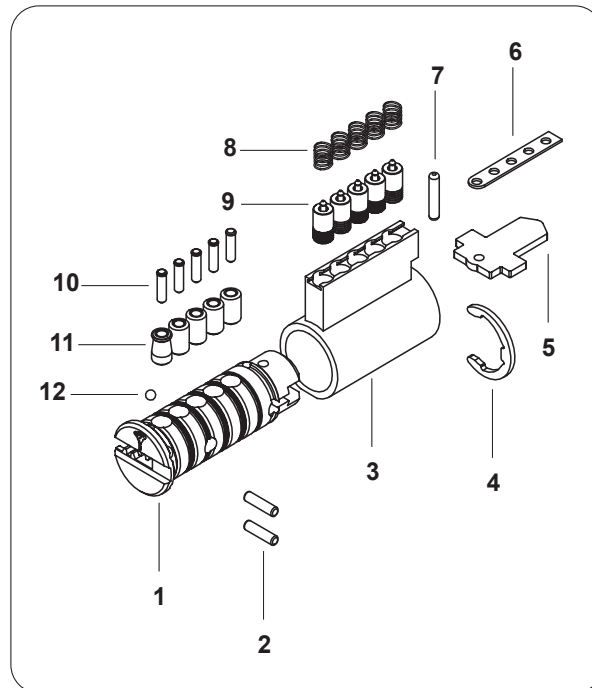
MTL™800

MTL™600

MTL™400

## Parts for KIKCR Cylinders

Part #	Description
1 853B2PG-KIKCR-__	Cylinder Plug for Corbin® Type KIK Cylinder (Underscores indicate a variable value: Specify Keyway, & Finish) - MTL™800
1 ___ PGP-KIKCR-__	Cylinder Plug for Corbin® Type KIK Cylinder (Underscores indicate a variable value: Specify Keyway, & Finish) - MTL™600
2 N/A	Anti Drill Pin (Not Sold Separately)
3	Cylinder Body for Corbin® Type KIK Cylinder - MTL™800
3 XXX-KIKCR	Cylinder Body for Corbin® Type KIK Cylinder - MTL™600
4 PCY-ECLIP-1	E-Clip for Plug for Cylinders 15.5
5 PCY-CT-KIKCR	Tailpiece for Corbin® Type KIK Cylinder
6 PCY-CVR-CYL-6-MT5	Body Spring Cover for KIK Cylinders (5 Chamber)
7 PCY-SECPIN-2X10	Tailpiece Retainer Pin for KIK Cylinders
8 PCY-SPR-BOD-KIK	Body Spring Stainless Steel for KIK/KID, 7/8" Ø Product (Bag of 100)
9 PCY-PIN-BOD-STD / PCY-MTPIN-BOD-STD	Body Pin Nickel Silver for Standard Product (Bag of 100)
10 PCY-PIN-PLG- / PCY-MTPIN-PLG-	Plug Pins-Internal (As Needed, See Pin Section)
11 PCY-PIN-PLG- / PCY-MTPIN-PLG-	Plug Pins-External (As Needed, See Pin Section)
12 N/A	Ball Bearing Anti-Drill (Not Sold Separately)



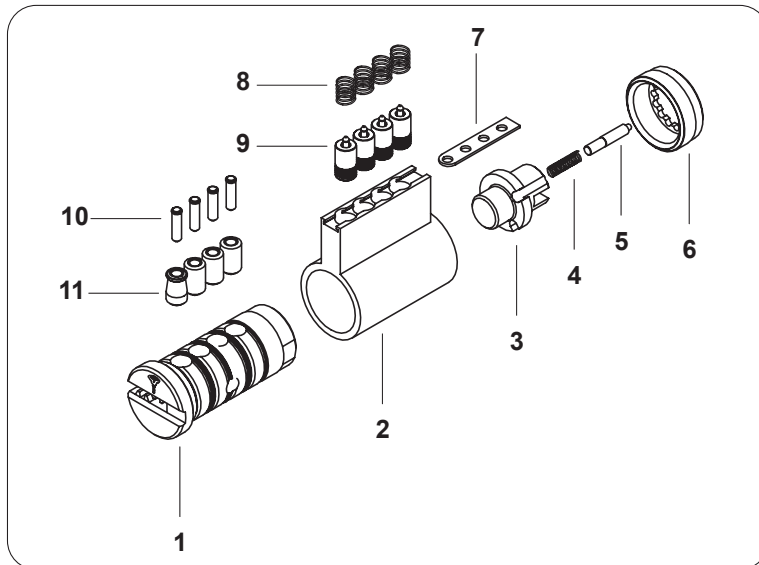
MTL™800

MTL™600

MTL™400

## Parts for KIKEM Cylinders

Part #	Description
1 853B2PG-KIKEM-__	Cylinder Plug for Emtek® Type KIK Cylinder (Underscores indicate a variable value: Specify Keyway, & Finish) - MTL™800
1 __ __ PGP-KIKEM-__	Cylinder Plug for Emtek® Type KIK Cylinder (Underscores indicate a variable value: Specify Keyway, & Finish) - MTL™600
2	Cylinder Body for Emtek® Type KIK Cylinder - MTL™800
2 XXX-KIKEM	Cylinder Body for Emtek® Type KIK Cylinder - MTL™600
3 PCY-CT-KIKEM	Tailpiece for Emtek® Type KIK Cylinder
4 PCY-KIK-RSPR	Retainer Pin Spring for KIK Cylinders
5 PCY-KIK-RPIN	Retainer Pin for KIK Cylinders
6 PCY-KIK-NUT	Plug Retainer Nut for Emtek® KIK Cylinders
7 PCY-CVR-CYL-5-MT5	Body Spring Cover for KIK Cylinders (4 Chamber)
8 PCY-SPR-BOD-KIK	Body Spring Stainless Steel for KIK/KID, 7/8" Ø Product (Bag of 100)
9 PCY-PIN-BOD-STD / PCY-MTPIN-BOD-STD	Body Pin Nickel Silver for Standard Product (Bag of 100)
10 PCY-PIN-PLG-__ / PCY-MTPIN-PLG-__	Plug Pins-Internal (As Needed, See Pin Section)
11 PCY-PIN-PLG-__ / PCY-MTPIN-PLG-__	Plug Pins-External (As Needed, See Pin Section)



MTL™800

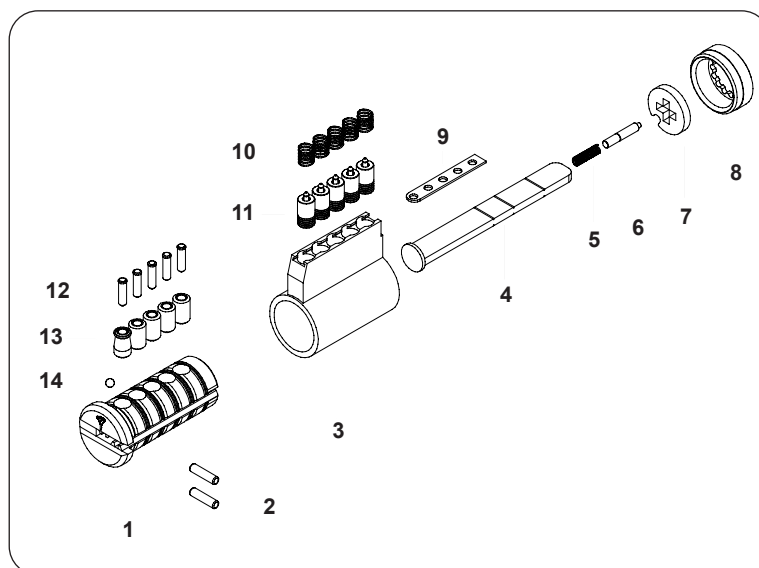
MTL™600

MTL™400



## Parts for KIKFA Cylinders

Part #	Description
1 853B2PG-KIKFA-__	Cylinder Plug for Falcon® Type KIK Cylinder (Underscores indicate a variable value: Specify Keyway, & Finish) - MTL™800
1 ___ PGP-KIKFA-__	Cylinder Plug for Falcon® Type KIK Cylinder (Underscores indicate a variable value: Specify Keyway, & Finish) - MTL™600
2 N/A	Anti Drill Pin (Not Sold Separately)
3	Cylinder Body for Schlage® Type KIK Cylinder - MTL™800
3 XXX-KIKSH	Cylinder Body for Schlage® Type KIK Cylinder - MTL™600
4 PCY-CT-KIKFA-TAIL	Tailpiece for Falcon® Type KIK Cylinder (Tail Only)
5 PCY-KIK-RSPR	Retainer Pin Spring for KIK Cylinders
6 PCY-KIK-RPIN	Retainer Pin for KIK Cylinders
7 PCY-CT-DISCKIK	Tailpiece Locator Disc for KIK Cylinders (Fixed Motion)
8 PCY-KIK-NUT	Plug Retainer Nut for Standard KIK Cylinders
9 PCY-CVR-CYL-6-MT5	Body Spring Cover for KIK Cylinders (5 Chamber)
10 PCY-SPR-BOD-KIK	Body Spring Stainless Steel for KIK/KID, 7/8" Ø Product (Bag of 100)
11 PCY-PIN-BOD-STD / PCY-MTPIN-BOD-STD	Body Pin Nickel Silver for Standard Product (Bag of 100)
12 PCY-PIN-PLG-__ / PCY-MTPIN-PLG-__	Plug Pins-Internal (As Needed, See Pin Section)
13 PCY-PIN-PLG-__ / PCY-MTPIN-PLG-__	Plug Pins-External (As Needed, See Pin Section)
14 N/A	Ball Bearing Anti-Drill (Not Sold Separately)



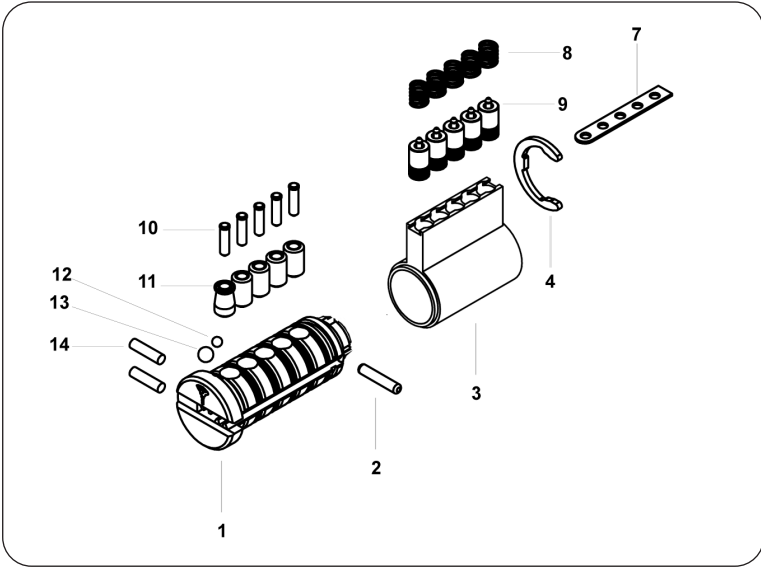
MTL™800

MTL™600

MTL™400

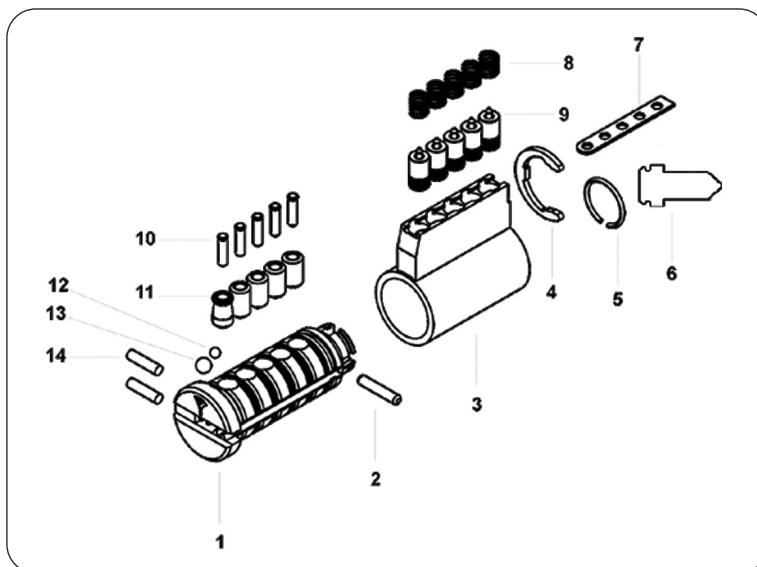
Parts for KIKKA1 Cylinders

Part #	Description
1 853B2PG-KIKMS1-__	Cylinder Plug for Master® Type KIK Cylinder (Underscores indicate a variable value: Specify Keyway, & Finish) - MTL™800
1 __PGP-KIKMS1-__	Cylinder Plug for Master® Type KIK Cylinder (Underscores indicate a variable value: Specify Keyway, & Finish) - MTL™600
2 N/A	Anti Drill Pin (Not Sold Separately)
3	Cylinder Body for Sargent® "10" Line Type KIK Cylinder - MTL™800
3 XXX-KIKSA11	Cylinder Body for Sargent® "10" Line Type KIK Cylinder - MTL™600
4 PCY-ECLIP-1	E-Clip for Plug for Cylinders 15.5
7 PCY-CVR-CYL-6-MT5	Body Spring Cover for KIK Cylinders (5 Chamber)



## Parts for KIKMA Cylinders

Part #	Description
1 853B2PG-KIKARM-__	Cylinder Plug for Arrow® "M" Knob Type KIK Cylinder (Underscores indicate a variable value: Specify Keyway, & Finish) - MTL™800
1 ___ PGP-KIKARM-__	Cylinder Plug for Arrow® "M" Knob Type KIK Cylinder (Underscores indicate a variable value: Specify Keyway, & Finish) - MTL™600
2 N/A	Anti Drill Pin (Not Sold Separately)
3	Cylinder Body for Schlage® Type KIK Cylinder - MTL™800
3 XXX-KIKSH-XXX	Cylinder Body for Schlage® Type KIK Cylinder - MTL™600
4 PCY-ECLIP-1	E-Clip for Plug for Cylinders 15.5
5 PCY-KIKARM-TRING	Tailpiece Retainer Ring Spring for KIK Cylinders
6 PCY-CT-KIKMA	Tailpiece for Marks / Alarm Lock® Trilogy® KIK Cylinder
7 PCY-CVR-CYL-6-MT5	Body Spring Cover for KIK Cylinders (5 Chamber)
8 PCY-SPR-BOD-KIK	Body Spring Stainless Steel for KIK/KID, 7/8" Ø Product (Bag of 100)
9 PCY-PIN-BOD-STD / PCY-MTPIN-BOD-STD	Body Pin Nickel Silver for Standard Product (Bag of 100)
10 PCY-PIN-PLG- / PCY-MTPIN-PLG-	Plug Pins-Internal (As Needed, See Pin Section)
11 PCY-PIN-PLG- / PCY-MTPIN-PLG-	Plug Pins-External (As Needed, See Pin Section)
12 N/A	Ball Bearing Anti-Drill (Not Sold Separately)
13 N/A	Ball Bearing Anti-Drill (Not Sold Separately)
14 N/A	Anti Drill Pin (Not Sold Separately)



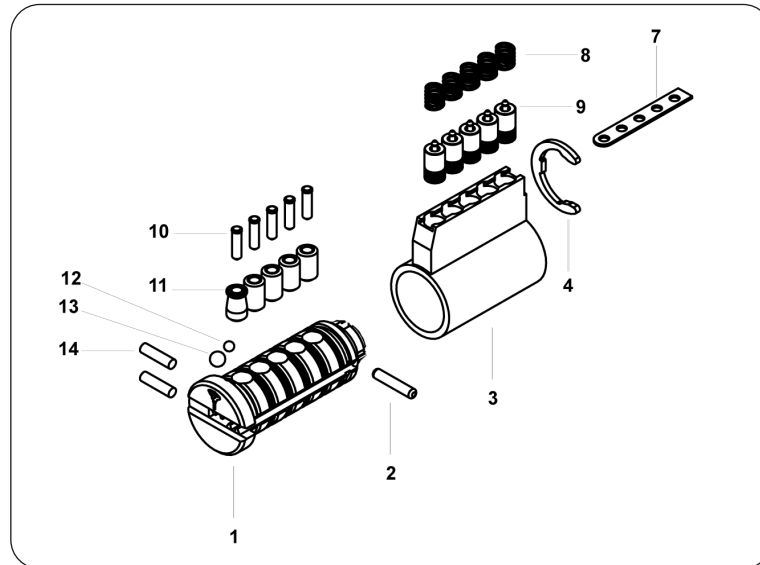
MTL™800

MTL™600

MTL™400

## Parts for KIKMS1 Cylinders

Part #	Description
1 853B2PG-KIKMS1-__	Cylinder Plug for Master® Type KIK Cylinder (Underscores indicate a variable value: Specify Keyway, & Finish) - MTL™800
1 __PGP-KIKMS1-__	Cylinder Plug for Master® Type KIK Cylinder (Underscores indicate a variable value: Specify Keyway, & Finish) - MTL™600
2 N/A	Anti Drill Pin (Not Sold Separately)
3	Cylinder Body for Schlage® Type KIK Cylinder - MTL™800
3 XXX-KIKSH-XXX	Cylinder Body for Schlage® Type KIK Cylinder - MTL™600
4 PCY-ECLIP-1	E-Clip for Plug for Cylinders 15.5
7 PCY-CVR-CYL-6-MT5	Body Spring Cover for KIK Cylinders (5 Chamber)
8 PCY-SPR-BOD-KIK	Body Spring Stainless Steel for KIK/KID, 7/8" Ø Product (Bag of 100)
9 PCY-PIN-BOD-STD / PCY-MTPIN-BOD-STD	Body Pin Nickel Silver for Standard Product (Bag of 100)
10 PCY-PIN-PLG-__ / PCY-MTPIN-PLG-__	Plug Pins-Internal (As Needed, See Pin Section)
11 PCY-PIN-PLG-__ / PCY-MTPIN-PLG-__	Plug Pins-External (As Needed, See Pin Section)
12 N/A	Ball Bearing Anti-Drill (Not Sold Separately)
13 N/A	Ball Bearing Anti-Drill (Not Sold Separately)
14 N/A	Anti Drill Pin (Not Sold Separately)



MTL™800

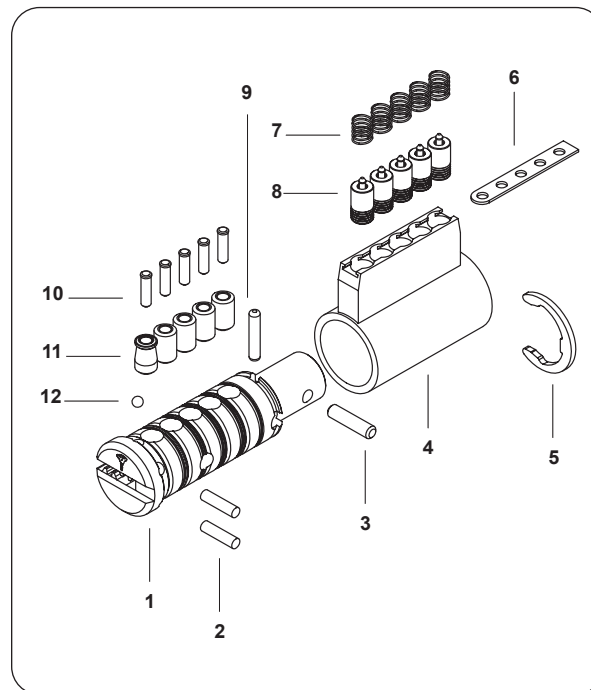
MTL™600

MTL™400



## Parts for KIKSA8 Cylinders

Part #	Description
1 853B2PG-KIKSA8-__	Cylinder Plug for Sargent® "8" Line Type KIK Cylinder (Underscores indicate a variable value: Specify Keyway, & Finish) - MTL™800
1 ___ PGP-KIKSA8-__	Cylinder Plug for Sargent® "8" Line Type KIK Cylinder (Underscores indicate a variable value: Specify Keyway, & Finish) - MTL™600
2 N/A	Anti Drill Pin (Not Sold Separately)
3 PCY-KIKSA-ROLL	Roll Pin for Sargent® "8" Line Type KIK Cylinder
4	Cylinder Body for Sargent® "8" Line Type KIK Cylinder - MTL™800
4 XXX-KIKSA8	Cylinder Body for Sargent® "8" Line Type KIK Cylinder - MTL™600
5 PCY-ECLIP-1	E-Clip for Plug for Cylinders 15.5
6 PCY-CVR-CYL-6-MT5	Body Spring Cover for KIK Cylinders (5 Chamber)
7 PCY-SPR-BOD-KIK	Body Spring Stainless Steel for KIK/KID, 7/8" Ø Product (Bag of 100)
8 PCY-PIN-BOD-STD / PCY-MTPIN-BOD-STD	Body Pin Nickel Silver for Standard Product (Bag of 100)
9 N/A	Anti Drill Pin (Not Sold Separately)
10 PCY-PIN-PLG-__ / PCY-MTPIN-PLG-__	Plug Pins-Internal (As Needed, See Pin Section)
11 PCY-PIN-PLG-__ / PCY-MTPIN-PLG-__	Plug Pins-External (As Needed, See Pin Section)
12 N/A	Ball Bearing Anti-Drill (Not Sold Separately)



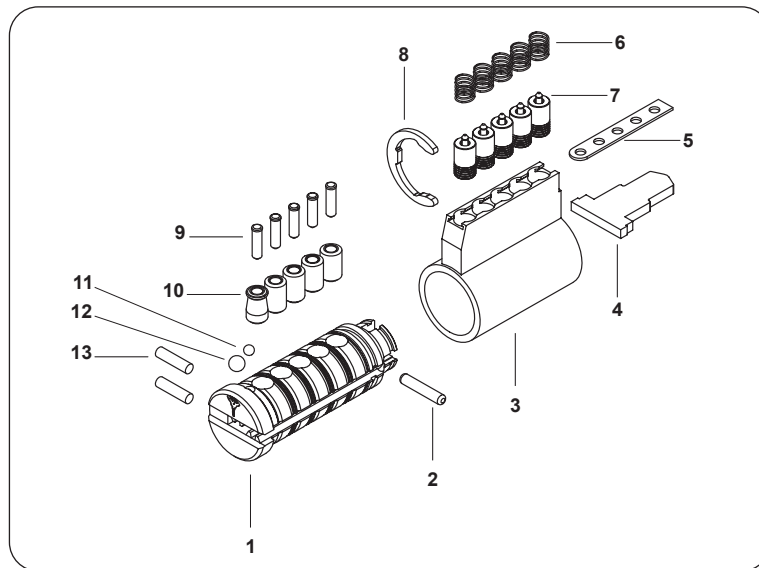
MTL™800

MTL™600

MTL™400

## Parts for KIKSA10 Cylinders

Part #	Description
1 853B2PG-KIKSA10-__	Cylinder Plug for Sargent® "10" Line Type KIK Cylinder (Underscores indicate a variable value: Specify Keyway, & Finish) - MTL™800
1 ____ PGP-KIKSA10-__	Cylinder Plug for Sargent® "10" Line Type KIK Cylinder (Underscores indicate a variable value: Specify Keyway, & Finish) - MTL™600
2 N/A	Anti Drill Pin (Not Sold Separately)
3	Cylinder Body for Sargent® "10" Line Type KIK Cylinder - MTL™800
3 XXX-KIKSA11	Cylinder Body for Sargent® "10" Line Type KIK Cylinder - MTL™600
4 PCY-CT-KIKARM-SM	Tailpiece for Arrow® "M" Series Knob/Sargent® "7 & 10" Line Lever Type KIK Cylinder (Long)
5 PCY-CVR-CYL-6-MT5	Body Spring Cover for KIK Cylinders (5 Chamber)
6 PCY-PIN-BOD-STD / pcy-mtpin-bod-std	Body Pin Nickel Silver for Standard Product (Bag of 100)
7 PCY-SPR-BOD-KIK	Body Spring Stainless Steel for KIK/KID, 7/8" Ø Product (Bag of 100)
8 PCY-ECLIP-1	E-Clip for Plug for Cylinders 15.5
9 PCY-PIN-PLG-__ / PCY-MTPIN-PLG-__	Plug Pins-Internal (As Needed, See Pin Section)
10 PCY-PIN-PLG-__ / PCY-MTPIN-PLG-__	Plug Pins-External (As Needed, See Pin Section)
11 N/A	Ball Bearing Anti-Drill (Not Sold Separately)
12 N/A	Ball Bearing Anti-Drill (Not Sold Separately)
13 N/A	Anti Drill Pin (Not Sold Separately)



MTL™800

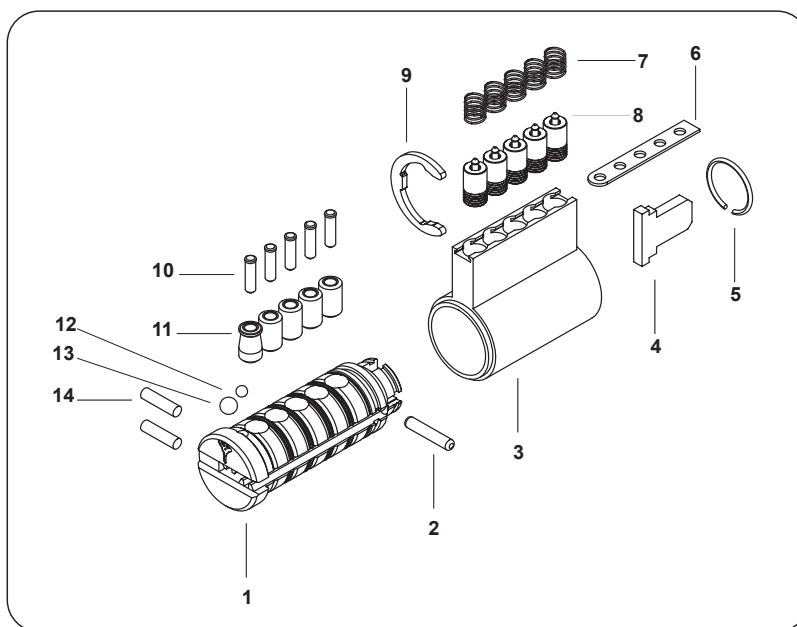
MTL™600

MTL™400

FOR PROJECT PRICING CONTACT MUL-T-LOCK USA INC AT 1-800-MULTLOCK

## Parts for KIKSA11 Cylinders

Part #	Description
1 853B2PG-KIKSA10-__	Cylinder Plug for Sargent® "10" Line Type KIK Cylinder (Underscores indicate a variable value: Specify Keyway, & Finish) - MTL™800
1 ___ PGP-KIKSA10-__	Cylinder Plug for Sargent® "10" Line Type KIK Cylinder (Underscores indicate a variable value: Specify Keyway, & Finish) - MTL™600
2 N/A	Anti Drill Pin (Not Sold Separately)
3	Cylinder Body for Sargent® "11" Line Type KIK Cylinder - MTL™800
3 XXX-KIKSA11	Cylinder Body for Sargent® "11" Line Type KIK Cylinder - MTL™600
4 PCY-CT-KIKSA11	Tailpiece for Sargent® "11" Line T-Zone
5 PCY-KIKARM-TRING	Tailpiece Retainer Ring Spring for KIK Cylinders
6 PCY-CVR-CYL-6-MT5	Body Spring Cover for KIK Cylinders (5 Chamber)
7 PCY-SPR-BOD-KIK	Body Spring Stainless Steel for KIK/KID, 7/8" Ø Product (Bag of 100)
8 PCY-PIN-BOD-STD / PCY-MTPIN-BOD-STD	Body Pin Nickel Silver for Standard Product (Bag of 100)
9 PCY-ECLIP-1	E-Clip for Plug for Cylinders 15.5
10 PCY-PIN-PLG-__ / PCY-MTPIN-PLG-__	Plug Pins-Internal (As Needed, See Pin Section)
11 PCY-PIN-PLG-__ / PCY-MTPIN-PLG-__	Plug Pins-External (As Needed, See Pin Section)
12 N/A	Ball Bearing Anti-Drill (Not Sold Separately)
13 N/A	Ball Bearing Anti-Drill (Not Sold Separately)
14 N/A	Anti Drill Pin (Not Sold Separately)



MTL™800

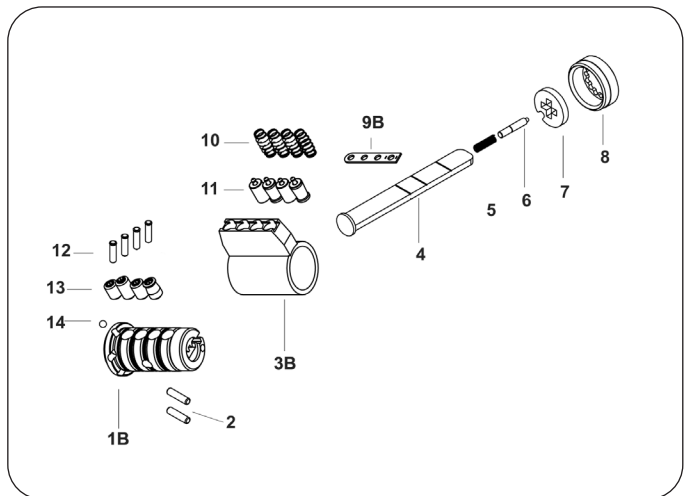
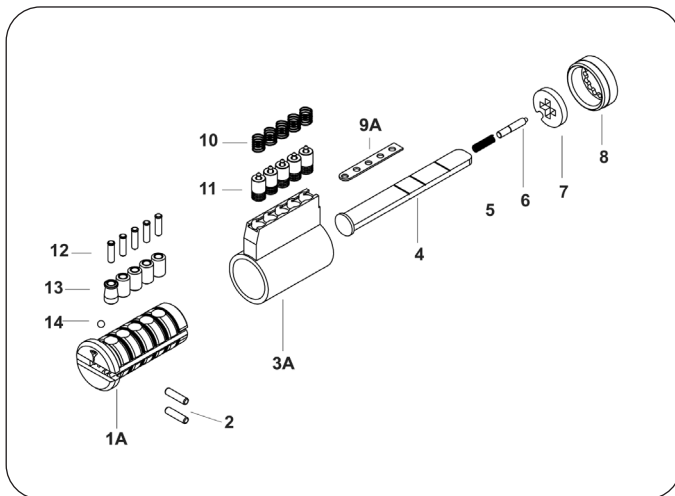
MTL™600

MTL™400

## Parts for KIKSH and KIKSH4 Cylinders

Part #	Description
1A 853B2PG-KIKSH-__	Cyl. Plug for Schlage® KIK (Underscores indicate a variable value: Specify Keyway, & Finish) - MTL™800
1A __ __ PGP-KIKSH-__	Cyl. Plug for Schlage® KIK (Underscores indicate a variable value: Specify Keyway, & Finish) - MTL™600
1B 853B2PG-KIKSH4-__	Cyl. Plug for Schlage® KIK (4 Chamber) (Underscores indicate a variable value: Specify Keyway, & Finish) - MTL™800
1B __ __ PGP-KIKSH4-__	Cyl. Plug for Schlage® KIK (4 Chamber) (Underscores indicate a variable value: Specify Keyway, & Finish) - MTL™600
2 N/A	Anti Drill Pin (Not Sold Separately)
3A	Cylinder Body for Schlage® KIK Cylinder - MTL™800
3A XXX-KIKSH	Cylinder Body for Schlage® KIK Cylinder - MTL™600
3B	Cylinder Body for Schlage® Type KIK Cylinder (4 Chamber) - MTL™800
3B XXX-KIKSH4	Cylinder Body for Schlage® Type KIK Cylinder (4 Chamber) - MTL™600
4 PCY-CT-KIKSH-TAIL	Tailpiece for Schlage® Type KIK Cylinder (Tail Only)
5 PCY-KIK-RSPR	Retainer Pin Spring for KIK Cylinders
6 PCY-KIK-RPIN	Retainer Pin for KIK Cylinders
7 PCY-CT-DISCKIK	Tailpiece Locator Disc for KIK Cylinders (Fixed Motion)
8 PCY-KIK-NUT	Plug Retainer Nut for Standard KIK Cylinders
9A PCY-CVR-CYL-6-MT5	Body Spring Cover for KIK Cylinders (5 Chamber)
9B PCY-CVR-CYL-5-MT5	Body Spring Cover for KIK Cylinders (4 Chamber)
10 PCY-SPR-BOD-KIK	Body Spring Stainless Steel for KIK/KID, 7/8" Ø Product (Bag of 100)
11 PCY-PIN-BOD-STD / PCY-MTPIN-BOD-STD	Body Pin Nickel Silver for Standard Product (Bag of 100)
12 PCY-PIN-PLG-__ / PCY-MTPIN-PLG-__	Plug Pins-Internal (As Needed, See Pin Section)
13 PCY-PIN-PLG-__ / PCY-MTPIN-PLG-__	Plug Pins-External (As Needed, See Pin Section)
14 N/A	Ball Bearing Anti-Drill (Not Sold Separately)

\* Interactive® follows MTL™800 pricing



MTL™800

MTL™600

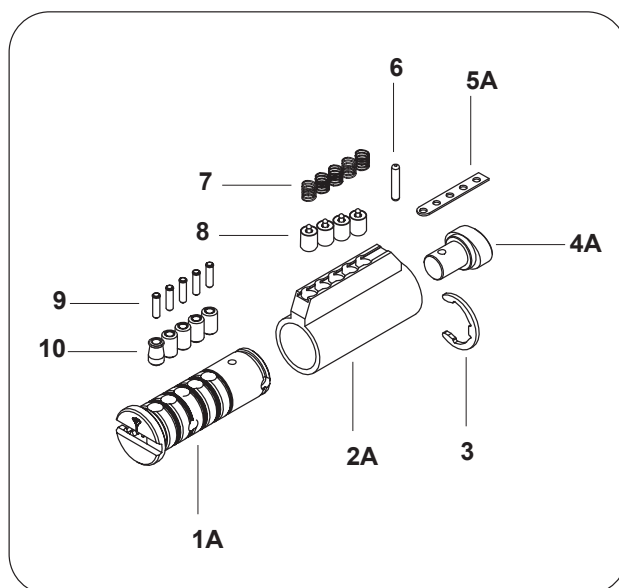
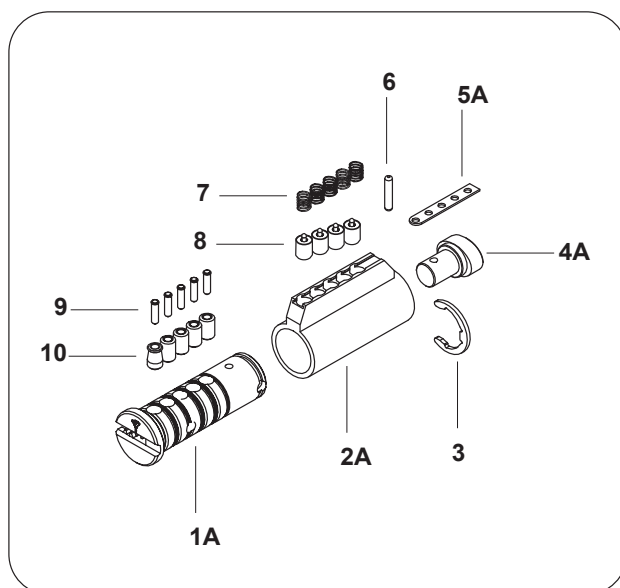
MTL™400



## Parts for KIKSHF &amp; KIKSHF4 Cylinders

Part #	Description
1A 853B2PG-KIKSHF-__	Cyl. Plug for Schlage® "F" Line Orbit KIK - OLD STYLE ONLY (Underscores indicate a variable value: Specify Keyway, & Finish) - MTL™800
1A __-PGP-KIKSHF-__	Cyl. Plug for Schlage® "F" Line Orbit KIK - OLD STYLE ONLY (Underscores indicate a variable value: Specify Keyway, & Finish) - MTL™600
1B 853B2PG-KIKSHF4-__	Cyl. Plug for Schlage® "F" Line Plymouth KIK - OLD STYLE ONLY (4 Chamber) (Underscores indicate a variable value: Specify Keyway, & Finish) - MTL™800
1B __-PGP-KIKSHF4-__	Cyl. Plug for Schlage® "F" Line Plymouth KIK (4 Chamber) (Underscores indicate a variable value: Specify Keyway, & Finish) - MTL™600
2A	Cyl. Body for Schlage® "F" Line Orbit KIK - MTL™800
2A XXX-KIKSHF	Cyl. Body for Schlage® "F" Line Orbit KIK - MTL™600
2B	Cyl. Body for Schlage® "F" Line Plymouth KIK (4 Chamber) - MTL™800
2B XXX-KIKSHF4	Cyl. Body for Schlage® "F" Line Plymouth KIK (4 Chamber) - MTL™600
3	PCY-ECLIP-1 E-Clip for Plug for Cylinders 15.5
4A	PCY-CT-KIKSHF Tailpiece for Schlage® "F" Line Knob-Orbit KIK Cylinder
4B	PCY-CT-KIKSHF4 Tailpiece for Schlage® "F" Line Knob-Plymouth KIK Cylinder (4 Chamber)
5A	PCY-CVR-CYL-6-MT5 Body Spring Cover for KIK Cylinders (5 Chamber)
5B	PCY-CVR-CYL-5-MT5 Body Spring Cover for KIK Cylinders (4 Chamber)
6	PCY-SECPIN-2X10 Tailpiece Retainer Pin for KIK Cylinders
7	PCY-SPR-BOD-KIK Body Spring Stainless Steel for KIK/KID, 7/8" Ø Product (Bag of 100)
8	PCY-PIN-BOD-STD / PCY-MTPIN-BOD-STD Body Pin nickel Silver for Standard Product (Bag of 100)
9	PCY-PIN-PLG-__ / PCY-MTPIN- PLG-__ Plug Pins-Internal (As Needed, See Pin Section)
10	PCY-PIN-PLG-__ / PCY-MTPIN-PLG-__ Plug Pins-External (As Needed, See Pin Section)
11	N/A Ball Bearing Anti-Drill (Not Sold Separately)

\*Interactive® follows MTL™800 pricing



MTL™800

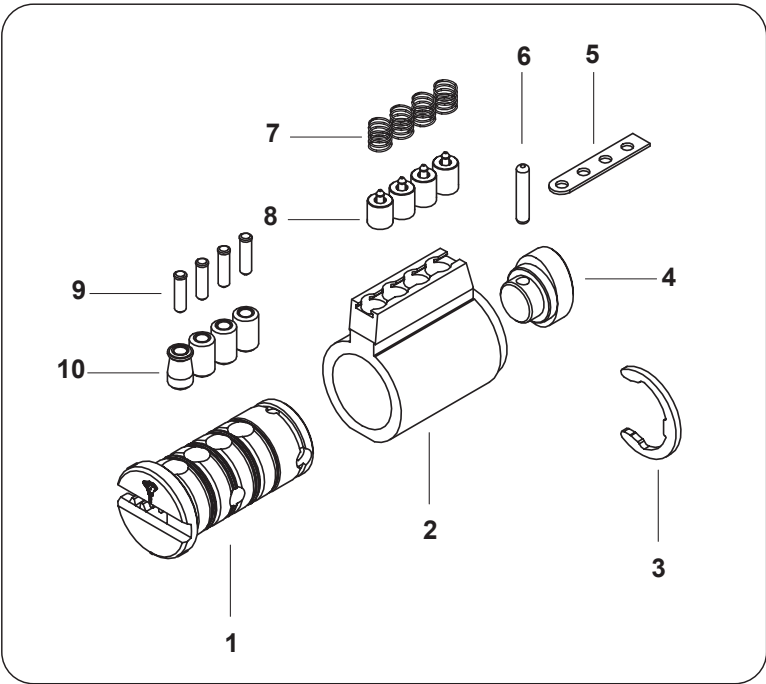
MTL™600

MTL™400

Parts for KIKSHFL Cylinders

Part #	Description
1 853B2PG-KIKSHFL-__	Cyl. Plug for Schlage® "F" Line Lever KIK Cyl. (4 Chamber) (Underscores indicate a variable value: Specify Keyway, & Finish) - MTL™800
1 __ __ PGP-KIKSHFL-__	Cyl. Plug for Schlage® "F" Line Lever KIK Cyl. (4 Chamber) (Underscores indicate a variable value: Specify Keyway, & Finish) - MTL™600
2	Cyl. Body for Schlage® "F" Line Lever KIK Cyl. (4 Chamber) - MTL™800
2 XXX-KIKSHFL	Cyl. Body for Schlage® "F" Line Lever KIK Cyl. (4 Chamber) - MTL™600
3 PCY-ECLIP-1	E-Clip for Plug for Cylinders 15.5
4 PCY-CT-KIKSHFL	Tailpiece for Schlage® "F" Line Lever Type KIK Cylinder
5 PCY-CVR-CYL-5-MT5	Body Spring Cover for KIK Cylinders (4 Chamber)
6 PCY-SECPIN-2X10	Tailpiece Retainer Pin for KIK Cylinders
7 PCY-SPR-BOD-KIK	Body Spring Stainless Steel for KIK/KID, 7/8" Ø Product (Bag of 100)
8 PCY-PIN-BOD-STD / PCY-MTPIN-BOD-STD	Body Pin nickel Silver for Standard Product (Bag of 100)
9 PCY-PIN-PLG-__ / PCY-MTPIN-PLG-__	Plug Pins-Internal (As Needed, See Pin Section)
10 PCY-PIN-PLG-__ / PCY-MTPIN-PLG-__	Plug Pins-External (As Needed, See Pin Section)

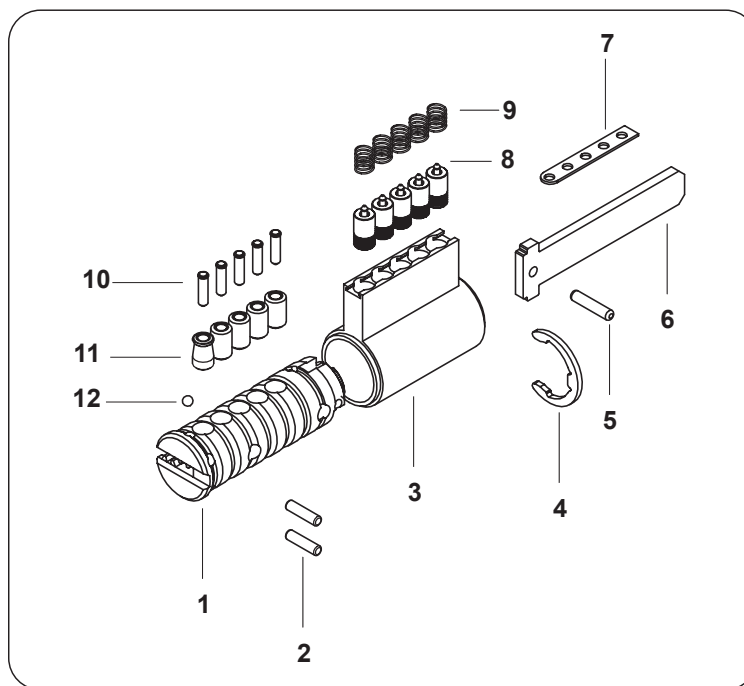
\*Interactive® follows MTL™800 pricing



## Parts for KIKYA Cylinders

Part #	Description
1 853B2PG-KIKYA-__	Cylinder Plug for Yale® Type KIK Cylinder (Underscores indicate a variable value: Specify Keyway, & Finish) - MTL™800
1 __ __ PGP-KIKYA-__	Cylinder Plug for Yale® Type KIK Cylinder (Underscores indicate a variable value: Specify Keyway, & Finish) - MTL™600
2 N/A	Anti Drill Pin (Not Sold Separately)
3	Cylinder Body for Yale® Type KIK Cylinder - MTL™800
3 XXX-KIKYA	Cylinder Body for Yale® Type KIK Cylinder - MTL™600
4 PCY-ECLIP-1	E-Clip for Plug for Cylinders 15.5
5 PCY-SECPIN-2X10	Tailpiece Retainer Pin for KIK Cylinders
6 PCY-CT-KIKYA	Tailpiece for Yale® Lever Type KIK Cylinder
7 PCY-CVR-CYL-6-MT5	Body Spring Cover for KIK Cylinders (5 Chamber)
8 PCY-PIN-BOD-STD / PCY-MTPIN-BOD-STD	Body Pin nickel Silver for Standard Product (Bag of 100)
9 PCY-SPR-BOD-KIK	Body Spring Stainless Steel for KIK/KID, 7/8" Ø Product (Bag of 100)
10 PCY-PIN-PLG- / PCY-MTPIN-PLG-	Plug Pins-Internal (As Needed, See Pin Section)
11 PCY-PIN-PLG- / PCY-MTPIN-PLG-	Plug Pins-External (As Needed, See Pin Section)
12 N/A	Ball Bearing Anti-Drill (Not Sold Separately)

\* Interactive® follows MTL™800 pricing



MTL™800

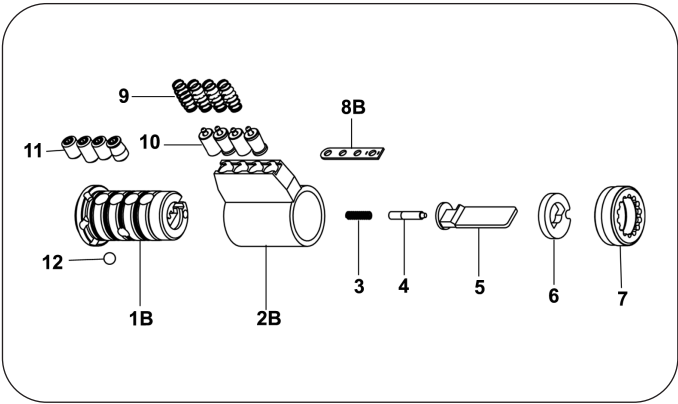
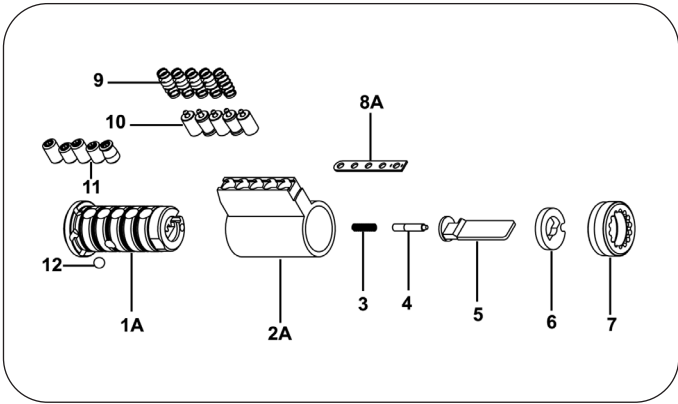
MTL™600

MTL™400

Parts for KIDARD and KIDARD4 Cylinders

Part #	Description
1A 853B2PG-KIKSH-__	Cyl. Plug for Schlage® Type KIK (Underscores indicate a variable value: Specify Keyway, & Finish) - MTL™800
1A __- PGP-KIKSH-__	Cyl. Plug for Schlage® Type KIK (Underscores indicate a variable value: Specify Keyway, & Finish) - MTL™600
1B 853B2PG-KIKSH4-__	Cyl. Plug for Schlage® Type KIK (4 Chamber) (Underscores indicate a variable value: Specify Keyway, & Finish) - MTL™800
1B __- PGP-KIKSH4-__	Cyl. Plug for Schlage® Type KIK (4 Chamber) (Underscores indicate a variable value: Specify Keyway, & Finish) - MTL™600
2A	Cyl. Body for Schlage® Type KIK - MTL™800
2A XXX-KIKSH-XX	Cyl. Body for Schlage® Type KIK - MTL™600
2B	Cyl. Body for Schlage® Type KIK (4 Chamber) - MTL™800
2B XXX-KIKSH4-XX	Cyl. Body for Schlage® Type KIK (4 Chamber) - MTL™600
3 PCY-KIK-RSPR	Retainer Pin Spring for KIK Cylinders
4 PCY-KIK-RPIN	Retainer Pin for KIK Cylinders
5 PCY-CT-KIDARD	Tailpiece for Arrow® Double DB Type KID Cylinder (Complete with/Locator Disc)
6 PCY-CT-DISCKID	Tailpiece Locator Disc for KIK Cylinders (Lazy Motion)
7 PCY-KIK-NUT	Plug Retainer Nut for Standard KIK Cylinders
8A PCY-CVR-CYL-6-MT5	Body Spring Cover for KIK Cylinders (5 Chamber)
8B PCY-CVR-CYL-5-MT5	Body Spring Cover for KIK Cylinders (4 Chamber)
9 PCY-SPR-BOD-KIK	Body Spring Stainless Steel for KIK/KID, 7/8" Ø Product (Bag of 100)
10 PCY-PIN-BOD-STD / PCY-MTPIN-BOD-STD	Body Pin nickel Silver for Standard Product (Bag of 100)
11 PCY-PIN-PLG- / PCY-MTPIN-PLG-	Plug Pins-External / Internal (As Needed, See Pin Section)
12 N/A	Ball Bearing Anti-Drill (Not Sold Separately)

\*Interactive® follows MTL™800 pricing

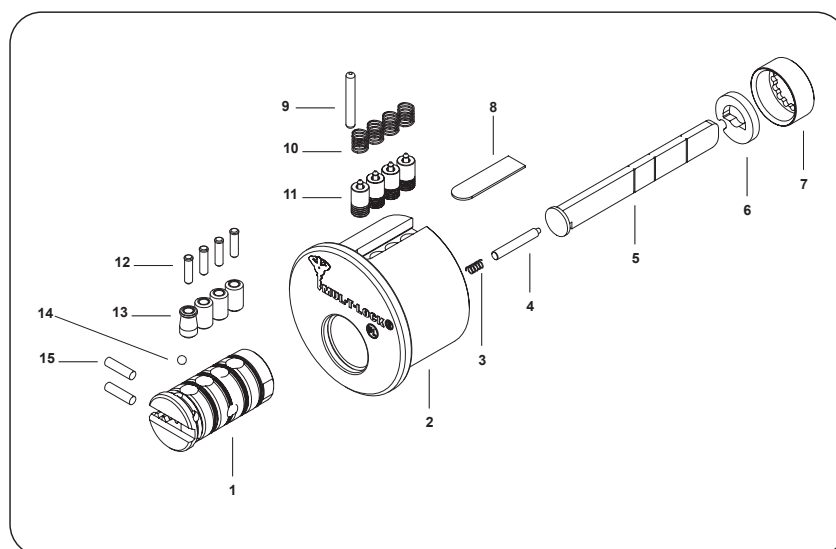




## Parts for KIDBA Cylinders

Part #	Description
1 853B2PG-KIDBA-__	Cylinder Plug (4 Chamber) (Underscores indicate a variable value: Specify Keyway, & Finish) - MTL™800
1 __ __ PGP-KIDBA-__	Cylinder Plug (4 Chamber) (Underscores indicate a variable value: Specify Keyway, & Finish) - MTL™600
2	Cylinder Body for Baldwin® Type KID Cylinder (Underscores indicate a variable value: Specify Finish) - MTL™800
2 XXX-KIDBA-__	Cylinder Body for Baldwin® Type KID Cylinder (Underscores indicate a variable value: Specify Finish) - MTL™600
3 PCY-KIK-RSPR	Retainer Pin Spring for KIK Cylinders
4 PCY-KIK-RPIN	Retainer Pin for KIK Cylinders
5 PCY-CT-KIDFA	Tailpiece for Falcon® Type KID Cylinder (Complete w/ Locator Disc)
6 PCY-CT-DISKID	Tailpiece Locator Disc for KIK Cylinders (Lazy Motion)
7 PCY-KIK-NUT	Plug Retainer Nut for Standard KIK Cylinders
8 PCY-CVR-CYL-5-MT5	Body Spring Cover for Mortise/Rim Cylinders/Hercular® (4 Chamber)
9 N/A	Anti Drill Pin (Not Sold Separately)
10 PCY-SPR-BOD-STD / PCY-MTSPR-BOD-STD	Body Spring Stainless Steel for Standard Product (Bag of 100)
11 PCY-PIN-BOD-STD / PCY-MTPIN-BOD-STD	Body Pin nickel Silver for Standard Product (Bag of 100)
12 PCY-PIN-PLG-__ / PCY-MTPIN-PLG-__	Plug Pins-Internal (As Needed, See Pin Section)
13 PCY-PIN-PLG-__ / PCY-MTPIN-PLG-__	Plug Pins-External (As Needed, See Pin Section)
14 N/A	Ball Bearing Anti-Drill (Not Sold Separately)
15 N/A	Anti Drill Pin (Not Sold Separately)

\* Interactive® follows MTL™800 pricing



MTL™800

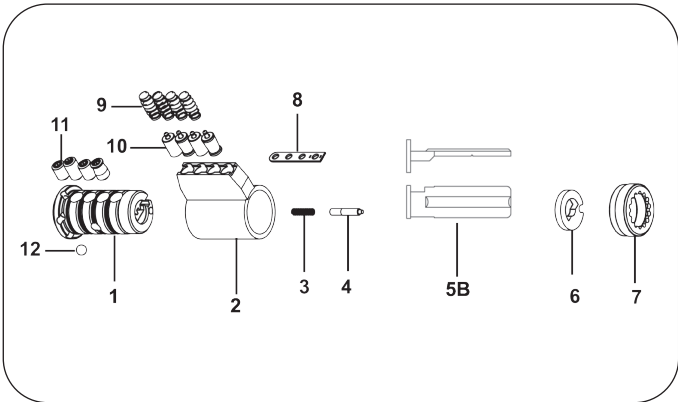
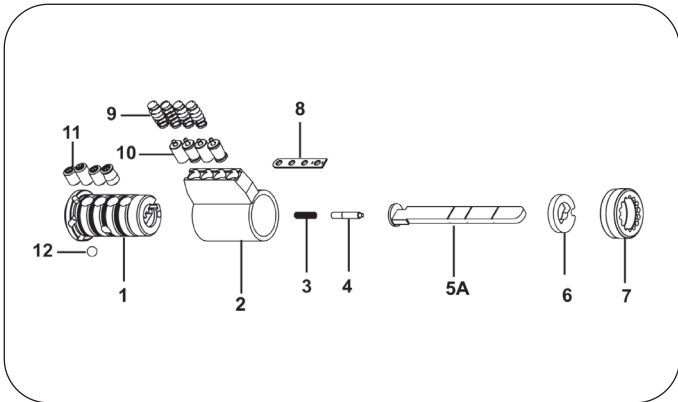
MTL™600

MTL™400

Parts for KIDEM and KIDEMD Cylinders

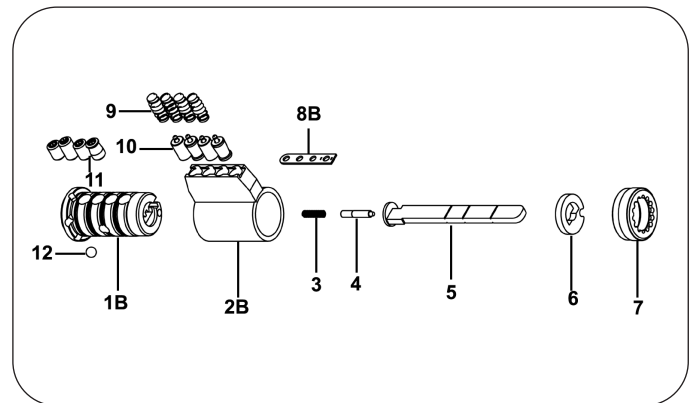
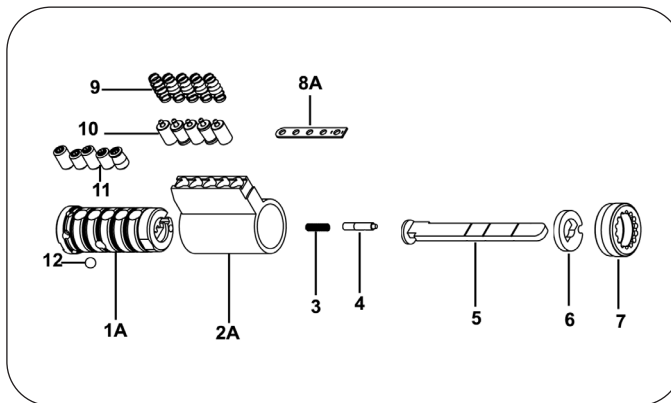
Part #	Description
1 853B2PG-KIKSH4-__	Cyl. Plug for Schlage® Type KIK (4 Chamber) (Underscores indicate a variable value: Specify Keyway, & Finish) - MTL™800
1 __ __ PGP-KIKSH4-__	Cyl. Plug for Schlage® Type KIK (4 Chamber) (Underscores indicate a variable value: Specify Keyway, & Finish) - MTL™600
2	Cyl. Body for Schlage® Type KIK (4 Chamber) - MTL™800
2 XXX-KIKSH4-XX	Cyl. Body for Schlage® Type KIK (4 Chamber) - MTL™600
3 PCY-KIK-RSPR	Retainer Pin Spring for KIK Cylinders
4 PCY-KIK-RPIN	Retainer Pin for KIK Cylinders
5A PCY-CT-KIDFA	Tailpiece for Falcon® Type KID Cylinder (Complete with/Locator Disc)
5B PCY-CT-KID-MD2	Tailpiece for Cronus® Grade 2 Double Cylinder Deadbolt (THIS IS NO LONGER A FORKED TAILPIECE)
6 PCY-CT-DISCKID	Tailpiece Locator Disc for KIK Cylinders (Lazy Motion)
7 PCY-KIK-NUT	Plug Retainer Nut for Standard KIK Cylinders
8 PCY-CVR-CYL-5-MT5	Body Spring Cover for KIK Cylinders (4 Chamber)
9 PCY-SPR-BOD-KIK	Body Spring Stainless Steel for KIK/KID, 7/8" Ø Product (Bag of 100)
10 PCY-PIN-BOD-STD / PCY-MTPIN-BOD-STD	Body Pin nickel Silver for Standard Product (Bag of 100)
11 PCY-PIN-PLG-__ / PCY-MTPIN-PLG-__	Plug Pins-External / Internal (As Needed, See Pin Section)
12 N/A	Ball Bearing Anti-Drill (Not Sold Separately)

\*Interactive® follows MTL™800 pricing



## Parts for KIDFA and KIDFA4 Cylinders

Part #	Description
1A 853B2PG-KIDKW-__	Cyl. Plug for Kwikset® Titan® Type KID (Underscores indicate a variable value: Specify Keyway, & Finish) - MTL™800
1A ___ PGP-KIDKW-__	Cyl. Plug for Kwikset® Titan® Type KID (Underscores indicate a variable value: Specify Keyway, & Finish) - MTL™600
1B 853B2PG-KIDBA-__	Cylinder Plug (4 Chamber) (Underscores indicate a variable value: Specify Keyway, & Finish) - MTL™800
1B ___ PGP-KIDBA-__	Cylinder Plug (4 Chamber) (Underscores indicate a variable value: Specify Keyway, & Finish) - MTL™600
2A	Cyl. Body for Schlage® Type KIK - MTL™800
2A XXX-KIKSH-XX	Cyl. Body for Schlage® Type KIK - MTL™600
2B	Cyl. Body for Schlage® Type KIK (4 Chamber) - MTL™800
2B XXX-KIKSH4-XX	Cyl. Body for Schlage® Type KIK (4 Chamber) - MTL™600
3 PCY-KIK-RSPR	Retainer Pin Spring for KIK Cylinders
4 PCY-KIK-RPIN	Retainer Pin for KIK Cylinders
5 PCY-CT-KIDFA	Tailpiece for Falcon® Type KID Cylinder (Complete with/Locator Disc)
6 PCY-CT-DISCKID	Tailpiece Locator Disc for KIK Cylinders (Lazy Motion)
7 PCY-KIK-NUT	Plug Retainer Nut for Standard KIK Cylinders
8A PCY-CVR-CYL-6-MT5	Body Spring Cover for KIK Cylinders (5 Chamber)
8B PCY-CVR-CYL-5-MT5	Body Spring Cover for KIK Cylinders (4 Chamber)
9 PCY-SPR-BOD-KIK	Body Spring Stainless Steel for KIK/KID, 7/8" Ø Product (Bag of 100)
10 PCY-PIN-BOD-STD / PCY-MTPIN-BOD-STD	Body Pin nickel Silver for Standard Product (Bag of 100)
11 PCY-PIN-PLG-__ / PCY-MTPIN-PLG-__	Plug Pins-External / Internal (As Needed, See Pin Section)
12 N/A	Ball Bearing Anti-Drill (Not Sold Separately)



MTL™800

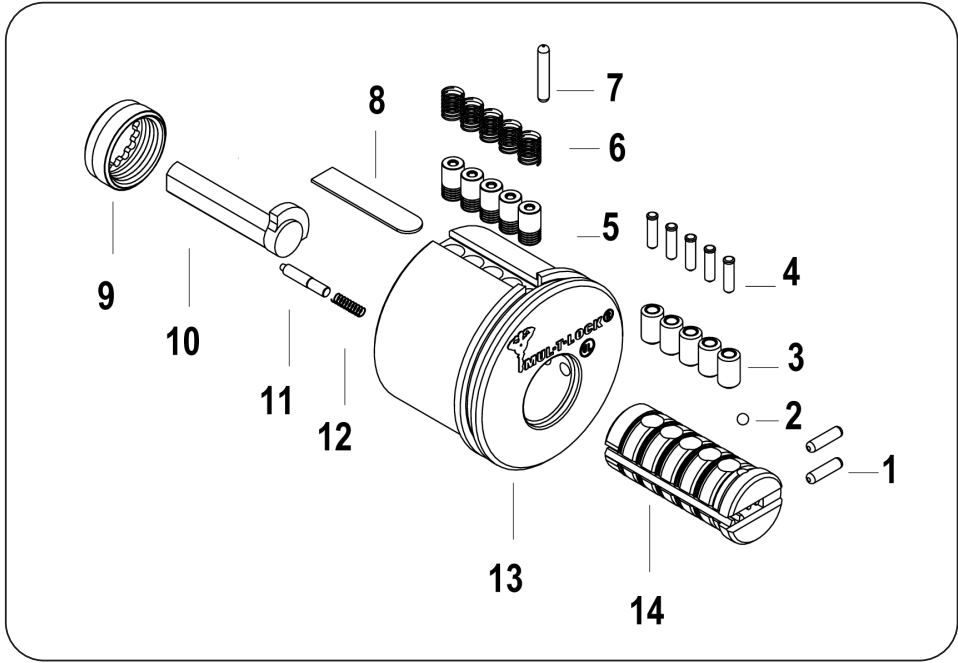
MTL™600

MTL™400

Parts for KIDKW Cylinders

Part #	Description
1 N/A	Anti Drill Pin (Not Sold Separately)
2 N/A	Ball Bearing Anti-Drill (Not Sold Separately)
3 PCY-PIN-PLG-_/ PCY-MTPIN-PLG-_	Plug Pins-External (As Needed, See Pin Section)
4 PCY-PIN-PLG-_/ PCY-MTPIN-PLG-_	Plug Pins-Internal (As Needed, See Pin Section)
5 PCY-PIN-BOD-STD / PCY-MTPIN-BOD-STD	Body Pin nickel Silver for Standard Product (Bag of 100)
6 PCY-SPR-BOD-STD / PCY-MTSPR-BOD-STD	Body Spring Stainless Steel for Standard Product (Bag of 100)
7 N/A	Anti Drill Pin (Not Sold Separately)
8 PCY-CVR-CYL-6-MT5	Body Spring Cover for Mortise/Rim Cylinders/Hercular® (5 Chamber)
9 PCY-KIK-NUT	Plug Retainer Nut for Standard KIK Cylinders
10 PCY-CT-KIDKW	Tailpiece for Kwikset® Titan® Single DB Type KID Cylinder
11 PCY-KIK-RPIN	Retainer Pin for KIK Cylinders
12 PCY-KIK-RSPR	Retainer Pin Spring for KIK Cylinders
13	Cyl. Body for Kwikset® Titan® Type KID (Underscores indicate a variable value: Specify Finish) - MTL™800
13 XXX-KIDKW-__	Cyl. Body for Kwikset® Titan® Type KID (Underscores indicate a variable value: Specify Finish) - MTL™600
14 853B2PG-KIDKW-__	Cyl. Plug for Kwikset® Titan® Type KID (Underscores indicate a variable value: Specify Keyway, & Finish) - MTL™800
14 ___ PGP-KIDKW-__	Cyl. Plug for Kwikset® Titan® Type KID (Underscores indicate a variable value: Specify Keyway, & Finish) - MTL™600

\*Interactive® follows MTL™800 pricing

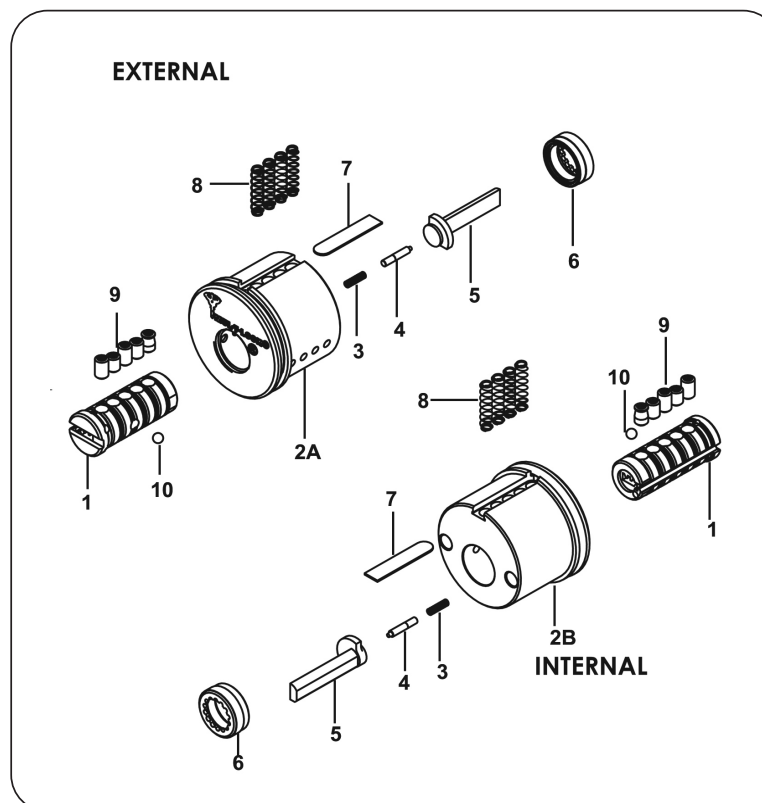




## Parts for KIDKWD Cylinders (Special Order Item)

Part #	Description
1 853B2PG-KIDKW-__	Cyl. Plug for Kwikset® Titan® KID (Underscores indicate a variable value: Specify Keyway, & Finish) - MTL™800
1 __-PGP-KIDKW-__	Cyl. Plug for Kwikset® Titan® KID (Underscores indicate a variable value: Specify Keyway, & Finish) - MTL™600
2A	Cylinder Body for Kwikset® Titan® Type KID Cylinder (External) (Underscores indicate a variable value: Specify Keyway, & Finish) - MTL™800
2A XXX-KIDEXT-__	Cylinder Body for Kwikset® Titan® Type KID Cylinder (External) (Underscores indicate a variable value: Specify Keyway, & Finish) - MTL™600
2B	Cylinder Body for Kwikset® Titan® Type KID Cylinder (Internal) (Underscores indicate a variable value: Specify Keyway, & Finish) - MTL™800
2B XXX-KIDINT-__	Cylinder Body for Kwikset® Titan® Type KID Cylinder (Internal) (Underscores indicate a variable value: Specify Keyway, & Finish) - MTL™600
3 PCY-KIK-RSPR	Retainer Pin Spring for KIK Cylinders
4 PCY-KIK-RPIN	Retainer Pin for KIK Cylinders
5 PCY-CT-KIDKW	Tailpiece for Kwikset® Titan® Single DB Type KID Cylinder
6 PCY-KIK-NUT	Plug Retainer Nut for Standard KIK Cylinders
7 PCY-CVR-CYL-6-MT5	Body Spring Cover for Mortise/Rim Cylinders/Hercular® (5 Chamber)
8 PCY-SPR-BOD-STD / PCY-MTSPR-BOD-STD	Body Spring Stainless Steel for Standard Product (Bag of 100)
9 PCY-PIN-PLG-__ / PCY-MTPIN-PLG-__	Plug Pins-External / Internal (As Needed, See Pin Section)
10 N/A	Ball Bearing Anti-Drill (Not Sold Separately)

\* Interactive® follows MTL™800 pricing



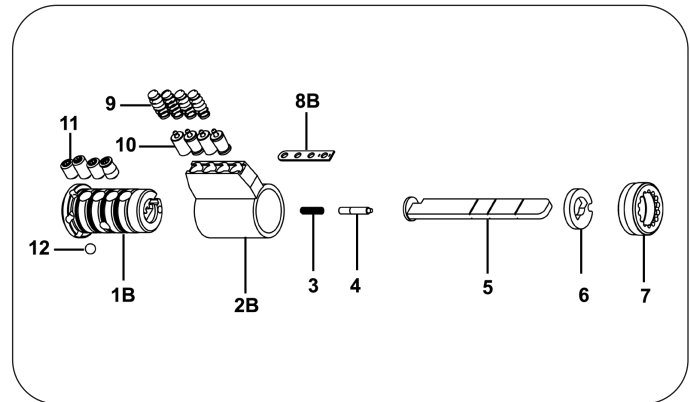
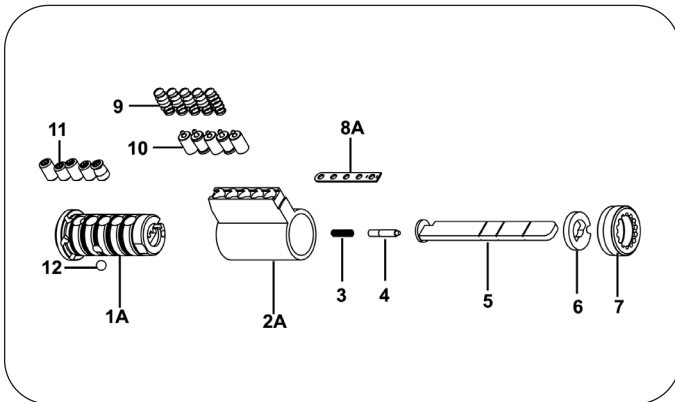
MTL™800

MTL™600

MTL™400

## Parts for KIDSH and KIDSH4 Cylinders

Part #	Description
1A 853B2PG-KIKSH-__	Cyl. Plug for Schlage® Type KIK (Underscores indicate a variable value: Specify Keyway, & Finish) - MTL™800
1A ___ PGP-KIKSH-__	Cyl. Plug for Schlage® Type KIK (Underscores indicate a variable value: Specify Keyway, & Finish) - MTL™600
1B 853B2PG-KIKSH4-__	Cyl. Plug for Schlage® Type KIK (4 Chamber) (Underscores indicate a variable value: Specify Keyway, & Finish) - MTL™800
1B ___ PGP-KIKSH4-__	Cyl. Plug for Schlage® Type KIK (4 Chamber) (Underscores indicate a variable value: Specify Keyway, & Finish) - MTL™600
2A	Cyl. Body for Schlage® Type KIK - MTL™800
2A XXX-KIKSH-XX	Cyl. Body for Schlage® Type KIK - MTL™600
2B	Cyl. Body for Schlage® Type KIK (4 Chamber) - MTL™800
2B XXX-KIKSH4-XX	Cyl. Body for Schlage® Type KIK (4 Chamber) - MTL™600
3 PCY-KIK-RSPR	Retainer Pin Spring for KIK Cylinders
4 PCY-KIK-RPIN	Retainer Pin for KIK Cylinders
5 PCY-CT-KIDSH	Tailpiece for Schlage® Type KID Cylinder (Complete with/Locator Disc)
6 PCY-CT-DISCKID	Tailpiece Locator Disc for KIK Cylinders (Lazy Motion)
7 PCY-KIK-NUT	Plug Retainer Nut for Standard KIK Cylinders
8A PCY-CVR-CYL-6-MT5	Body Spring Cover for KIK Cylinders (5 Chamber)
8B PCY-CVR-CYL-5-MT5	Body Spring Cover for KIK Cylinders (4 Chamber)
9 PCY-SPR-BOD-KIK	Body Spring Stainless Steel for KIK/KID, 7/8" Ø Product (Bag of 100)
10 PCY-PIN-BOD-STD / PCY-MTPIN-BOD-STD	Body Pin nickel Silver for Standard Product (Bag of 100)
11 PCY-PIN-PLG- / PCY-MTPIN-PLG-__	Plug Pins-External / Internal (As Needed, See Pin Section)
12 N/A	Ball Bearing Anti-Drill (Not Sold Separately)



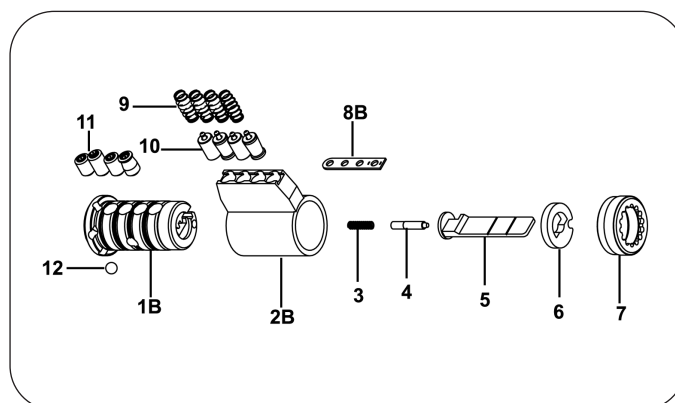
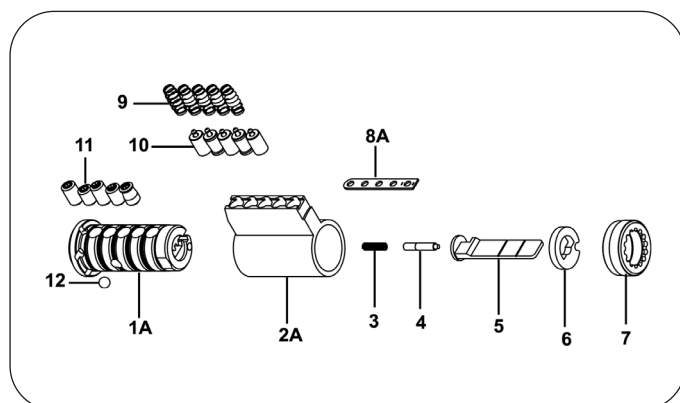
MTL™800

MTL™600

MTL™400

## Parts for KIDSHD and KIDSHD4 Cylinders

Part #	Description
1A 853B2PG-KIKSH-__	Cyl. Plug for Schlage® Type KIK (Underscores indicate a variable value: Specify Keyway, & Finish) - MTL™800
1A ____ PGP-KIKSH-__	Cyl. Plug for Schlage® Type KIK (Underscores indicate a variable value: Specify Keyway, & Finish) - MTL™600
1B 853B2PG-KIKSH4-__	Cyl. Plug for Schlage® Type KIK (4 Chamber) (Underscores indicate a variable value: Specify Keyway, & Finish) - MTL™800
1B ____ PGP-KIKSH4-__	Cyl. Plug for Schlage® Type KIK (4 Chamber) (Underscores indicate a variable value: Specify Keyway, & Finish) - MTL™600
2A	Cyl. Body for Schlage® Type KIK - MTL™800
2A XXX-KIKSH-XX	Cyl. Body for Schlage® Type KIK - MTL™600
2B	Cyl. Body for Schlage® Type KIK (4 Chamber) - MTL™800
2B XXX-KIKSH4-XX	Cyl. Body for Schlage® Type KIK (4 Chamber) - MTL™600
3 PCY-KIK-RSPR	Retainer Pin Spring for KIK Cylinders
4 PCY-KIK-RPIN	Retainer Pin for KIK Cylinders
5 PCY-CT-KIDSHD	Tailpiece for Schlage® Double DB KID (Complete with/Locator Disc)
6 PCY-CT-DISCKID	Tailpiece Locator Disc for KIK Cylinders (Lazy Motion)
7 PCY-KIK-NUT	Plug Retainer Nut for Standard KIK Cylinders
8A PCY-CVR-CYL-6-MT5	Body Spring Cover for KIK Cylinders (5 Chamber)
8B PCY-CVR-CYL-5-MT5	Body Spring Cover for KIK Cylinders (4 Chamber)
9 PCY-SPR-BOD-KIK	Body Spring Stainless Steel for KIK/KID, 7/8" Ø Product (Bag of 100)
10 PCY-PIN-BOD-STD / PCY-MTPIN-BOD-STD	Body Pin nickel Silver for Standard Product (Bag of 100)
11 PCY-PIN-PLG-__ / PCY-MTPIN-PLG-__	Plug Pins-External / Internal (As Needed, See Pin Section)
12 N/A	Ball Bearing Anti-Drill (Not Sold Separately)



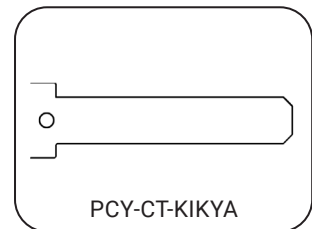
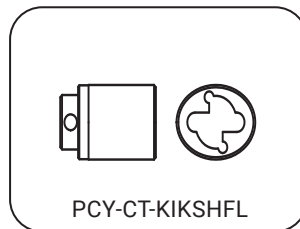
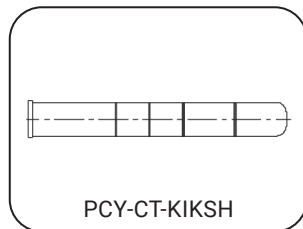
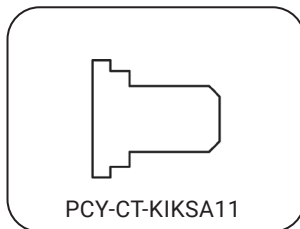
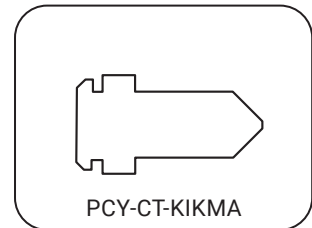
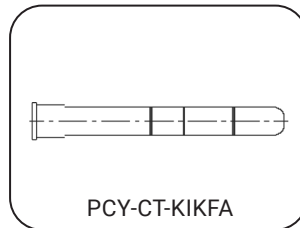
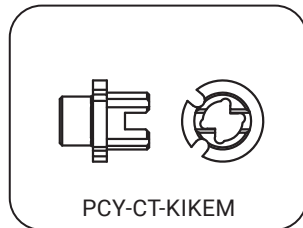
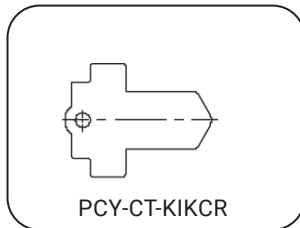
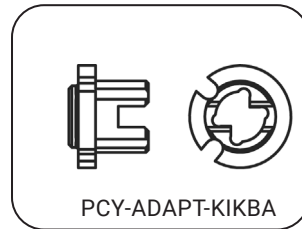
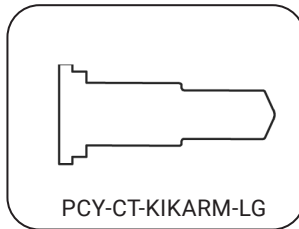
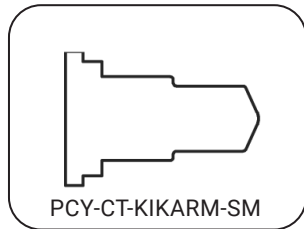
MTL™800

MTL™600

MTL™400

## KIK Cylinder Tailpieces

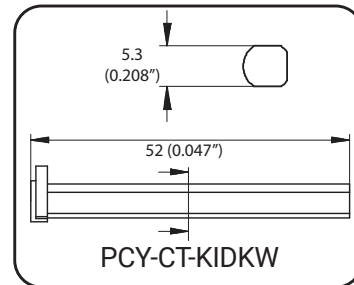
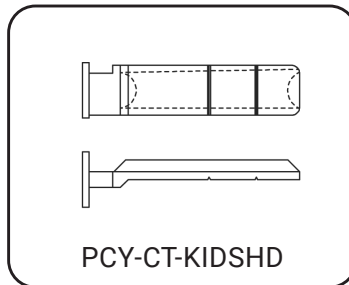
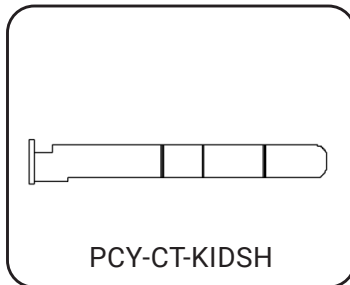
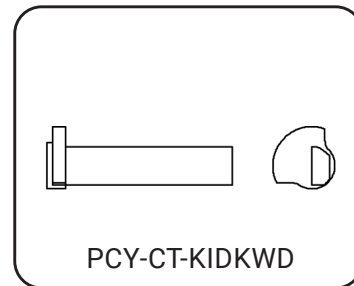
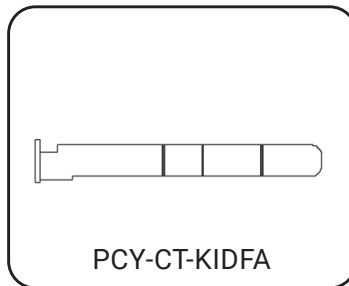
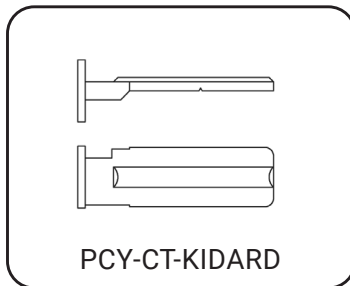
Part #	Description
PCY-CT-KIKARM-SM	Tailpiece for Arrow® "M" Series Knob/Sargent® "6" Line Knob KIK (Short)
PCY-CT-KIKARM-LG	Tailpiece for Arrow® "M" Series Knob/Sargent® "7 & 10" Line Lever KIK (Long)
PCY-ADAPT-KIKBA	Back Adaptor for Baldwin® Type KIK Cylinders (Long and Short)
PCY-CT-KIKCR	Tailpiece for Corbin® KIK
PCY-CT-KIKEM	Tailpiece for Emtek® KIK Cylinder
PCY-CT-KIKFA	Tailpiece for Falcon® KIK (Complete with/Locator Disc)
PCY-CT-KIKMA	Tailpiece for Alarm Lock® Trilogy® / Marks® Lever KIK (Except Classroom)
PCY-CT-KIKSA11	Tailpiece for Sargent® "11" Line T-Zone
PCY-CT-KIKSH	Tailpiece for Schlage® KIK (Complete with/Locator Disc)
PCY-CT-KIKSHF	Tailpiece for Schlage® "F" Line Knob-Orbit Design KIK Cylinder
PCY-CT-KIKSHF4	Tailpiece for Schlage® "F" Line Knob-Plymouth Design KIK (4 Chamber)
PCY-CT-KIKSHFL	Tailpiece for Schlage® "F" Line Lever KIK Cylinder
PCY-CT-KIKYA	Tailpiece for Yale® Lever KIK





## KID Cylinder Tailpieces

Part #	Description
PCY-CT-KIDARD	Tailpiece for Arrow® / Cronus Double DB KID (Complete with/Locator Disc)
PCY-CT-KIDFA	Tailpiece for Falcon®/Weiser® Single DB KID (Complete with/Locator Disc)
PCY-CT-KIDKW	Tailpiece for Kwikset® Titan® Single DB KID Cylinder
PCY-CT-KIDKWD	Tailpiece for Kwikset® Titan® Double DB KID Cylinder
PCY-CT-KIDSH	Tailpiece for Schlage® Single DB KID (Complete with/Locator Disc)
PCY-CT-KIDSHD	Tailpiece for Schlage® Double DB KID (Complete with/Locator Disc)
PCY-CT-KIK-TAILEXT	Tail Extender For Cyl Kik + 2 Screw M3x6

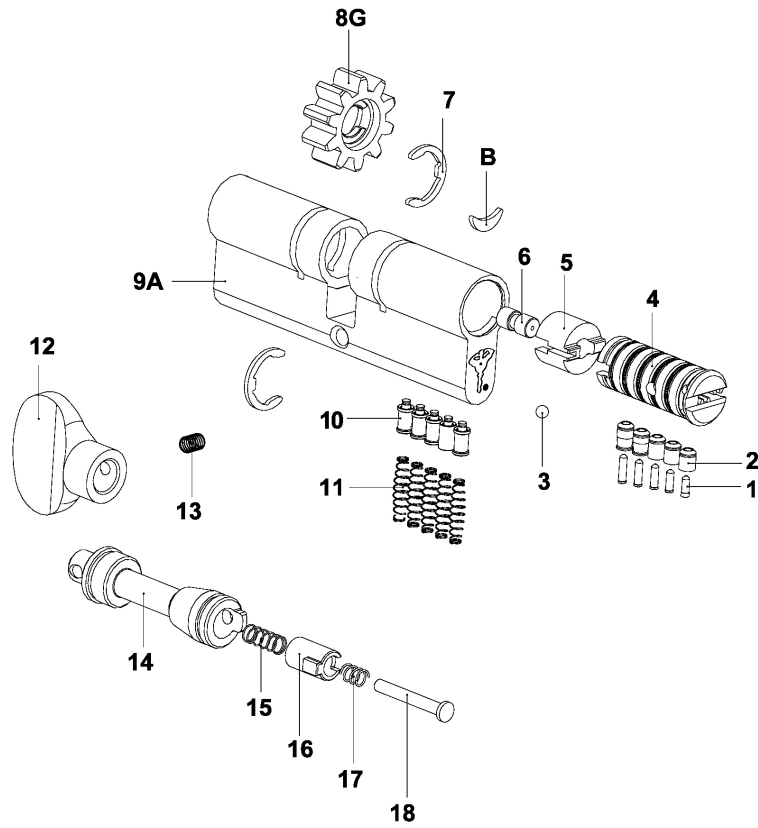


## Parts for KIK/KID Cylinders

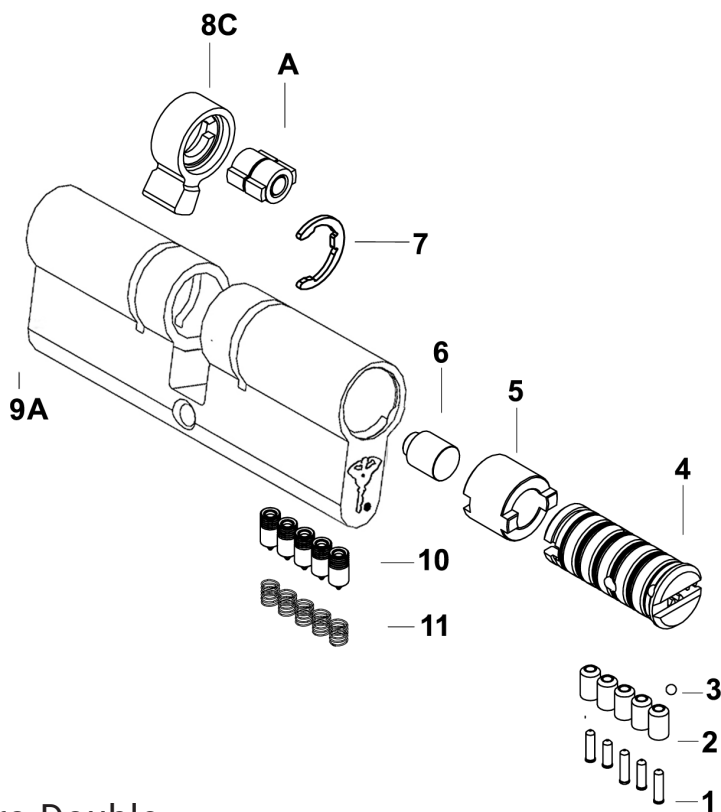
Part #	Description
PCY-KIK-SPACE1	Tip Stop Disc for KIK Cylinders 7.2X1mm
PCY-KIK-SPACE2	Tip Stop Disc for KIK Cylinders 7.2X1.6mm

Part #	Description
1 PCY-PIN-PLG-_ / PCY-MTPIN-PLG-_	Plug Pins-Internal (As Needed, See Pin Section)
2 PCY-PIN-PLG-_ / PCY-MTPIN-PLG-_	Plug Pins-External (As Needed, See Pin Section)
3 N/A	Ball Bearing Anti-Drill (Not Sold Separately)
4 _ _ _ PG-E _ _ XX	Cyl. Plug for Euro (Underscores indicate a variable value: Specify Keyway, & Finish) (Price Varies Depending on Size)
5 PCY-EUR-PLGEXT	Plug Extension for Euro Profile Cylinder
6 PCY-EUR-PLGSPA	Plug Spacer for Euro Profile Cylinder
7 PCY-ECLIP-1	E-Clip for Plug for Cylinders 15.5
8G PCY-CT-EURGEAR _ _	Gear for Euro Profile Cylinder (As Needed, See Profile Cylinder Parts)
PCY-CT-EURCAM _ _	Cam for Euro Profile Cylinder (As Needed, See Profile Cylinder Parts) (not pictured)
9A XXX-E _ / _ _ _ _	Cyl. Body for Euro (Underscores indicate a variable value: Specify Keyway, & Finish) (Price Varies Depending on Size)
10 PCY-PIN-BOD-STD / PCY-MTPIN-BOD-STD	Body Pin nickel Silver for Standard Product (Bag of 100)
11 PCY-SPR-BOD-STD / PCY-MTSPR-BOD-STD	Body Spring Stainless Steel for Standard Product (Bag of 100)
12 PCY-EUR-TT _ _ _ _ _	Thumb Turn for Euro As Needed - See Euro TT Options (Underscores indicate a variable value: Specify Finish)
13 PCY-SCR-EUR-TT	Screw for Euro Profile Cylinder Thumb Turn
14 PCY-EUR-PLG-TT	Cylinder Plug for Thumb Turn of Euro Profile Cylinder (Specify Size)
15 PCY-SPR-EUR-TT-LG	Activator Spring for Euro Profile Cylinder (Large)
16 PCY-EUR-ACT-TT	Activator for Thumb Turn of Euro Profile Cylinder
17 PCY-SPR-EUR-TT-SM	Activator Spring for Euro Profile Cylinder (Small)
18 PCY-EUR-TIP	Tip Stop for Euro Profile Cylinder (TT Side)
B PCY-ANTIDRILL-PLAT	Anti-Drill Crescent for Cam/Switch Lock 3/4" Ø





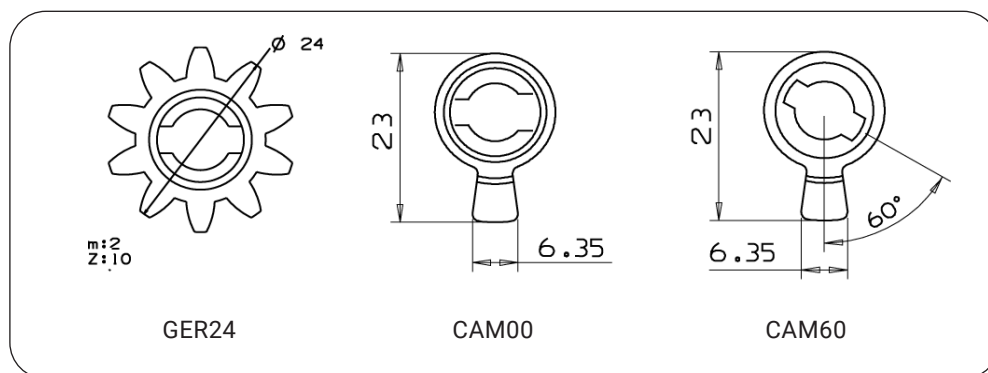
Euro



Euro Double

## Cams and Gears for Euro/Oval Profile Cylinders

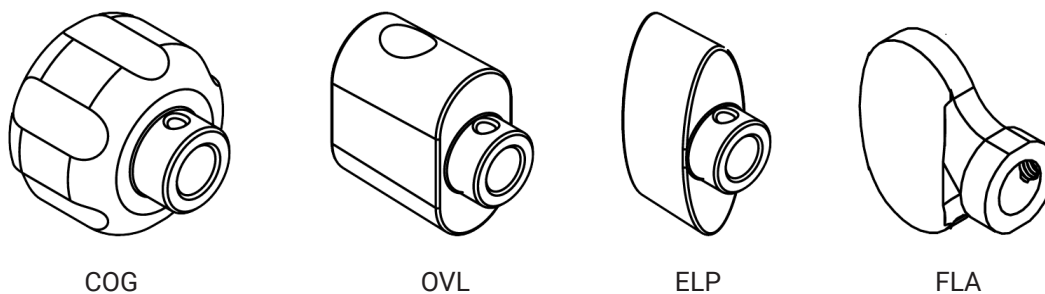
Part #	Description
PCY-CT-EURGER24	Gear Ø 24mm for Euro Profile Cylinder
PCY-CT-EURCAM00	Standard Cam 0 Degrees for Euro Profile Cylinder (typically supplied with cylinder with thumb turn)
PCY-CT-EURCAM60	Standard Cam 60 Degrees for Euro Profile Cylinder (typically supplied with cylinder with key on both sides)



## Thumbturn Pieces for Euro/Oval Profile Cylinders

Part #	Description
PCY-EUR-TT-COG-__	Thumb Turn (Cog) for Euro Profile (Underscores Indicate a Variable Value: Specify Finish)
PCY-EUR-TT-OVL-__	Thumb Turn (Oval) for Euro Profile (Underscores Indicate a Variable Value: Specify Finish)
PCY-EUR-TT-ELP-__	Thumb Turn (Ellipse) for Euro Profile (Underscores Indicate a Variable Value: Specify Finish)
PCY-EUR-TT-FLA-__	Thumb Turn (Flat) for Euro Profile (Underscores Indicate a Variable Value: Specify Finish)

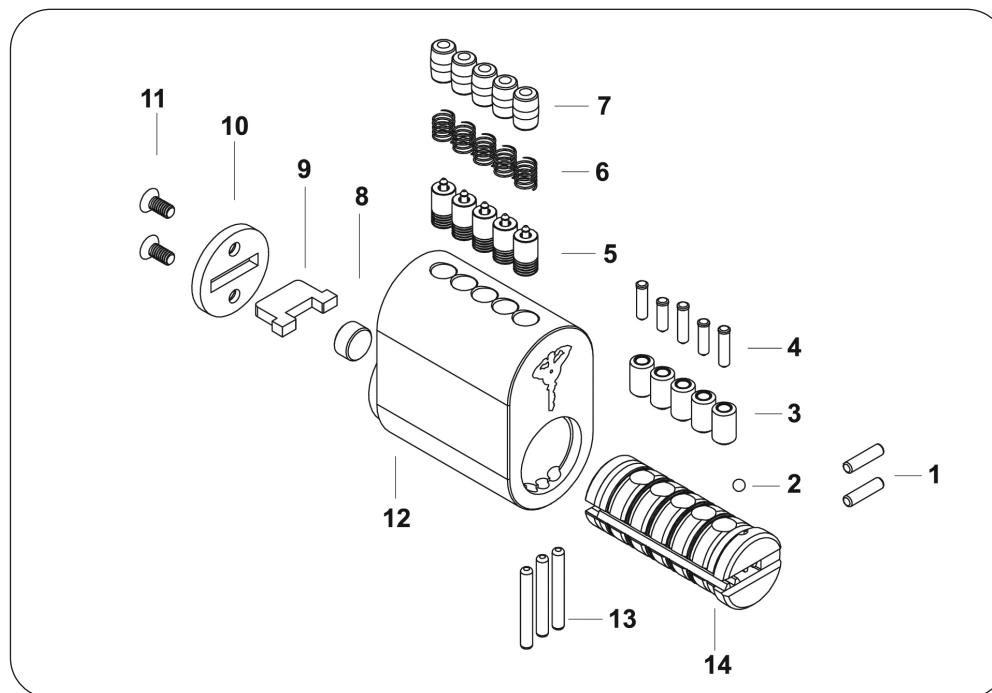
All thumb-turns other than PCY-EUR-TT\_FLA in NS and EB finish are special order. Additional cost & minimum order quantity will apply.





## Parts for Scandinavian Cylinders

Part #	Description
1 N/A	Anti Drill Pin (Not Sold Separately)
2 N/A	Ball Bearing Anti-Drill (Not Sold Separately)
3 PCY-PIN-PLG-_/PCY-MTPIN-PLG-__	Plug Pins-External (As Needed, See Pin Section)
4 PCY-PIN-PLG-_/PCY-MTPIN-PLG-__	Plug Pins-Internal (As Needed, See Pin Section)
5 PCY-PIN-BOD-STD / PCY-MTPIN-BOD-STD	Body Pin nickel Silver for Standard Product (Bag of 100)
6 PCY-SPR-BOD-STD / PCY-MTSPR-BOD-STD	Body Spring Stainless Steel for Standard Product (Bag of 100)
7 PCY-CVR-EURO-PLG	Body Spring Cover Plugs for Euro Profile Cylinders (Not Sold Separately)
8 PCY-MOR-SPACE-1	Tip Stop Spacer for Mortise 1 1/4" & HRC Cylinders
9 PCY-CT-SCAN	Tailpiece for Oval ASSA® Type Cylinder
10 PLK-HD-CT-DISC	Tailpiece Locator Disc for HD/SCAN
11 PCY-SCR-PLUG	Plug Screw Phillips M2.3 x 6
12	Cylinder Body for ASSA® Type External Oval - MTL™800 (Underscores Indicate Variable Value: Specify Finish)
12 XXX-SCANEXT-__	Cylinder Body for ASSA® Type External Oval - MTL™600 or MTL™400 (Underscores Indicate Variable Value: Specify Finish)
13 N/A	Anti Drill Pin (Not Sold Separately)
14 853B2PG-HD-__	Cyl. Plug for Hercular® (Specify Keyway, Size, Finish) (Not Pictured) - MTL™800
14 ___ PGP-HD-__	Cyl. Plug for Hercular® (Specify Keyway, Size, Finish) (Not Pictured) - MTL™600



MTL™800

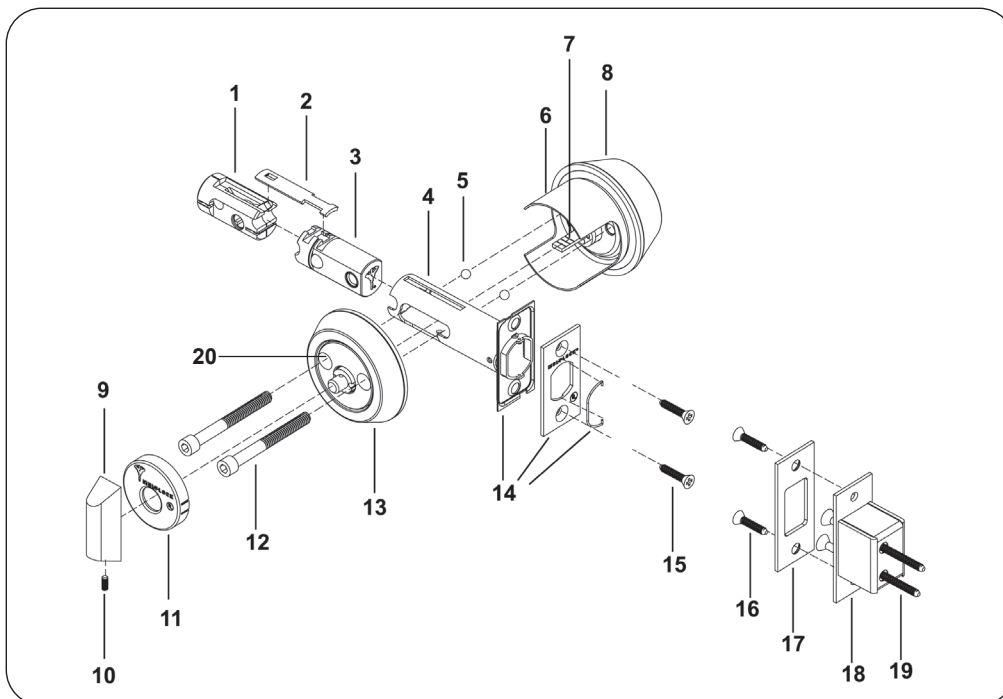
MTL™600

MTL™400

# Hercular® Deadbolt Parts

## Parts for Hercular® Deadbolts (Single and Double)

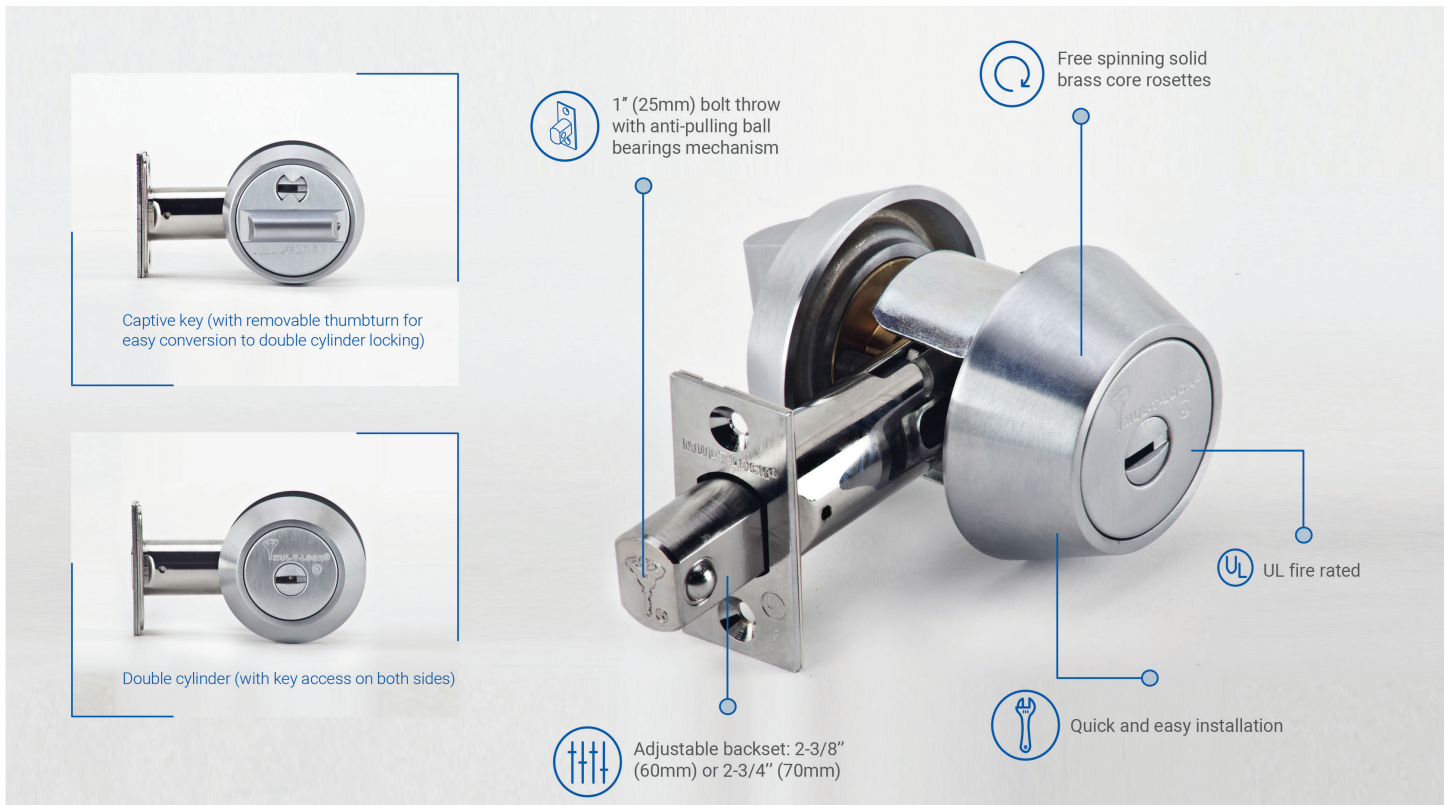
Part #	Description
1	PLK-HD-BLT-HUB Bolt Hub for Hercular® Deadbolt - Not Sold Separately
2	PLK-HD-BLT-ACT Bolt Actuator for Hercular® Deadbolt - Not Sold Separately
3	PLK-HD-BLT-EXT Bolt Extension for Hercular® Deadbolt - Not Sold Separately
4	PLK-HD-BLT-SLV Bolt Sleeve for Hercular® Deadbolt - Not Sold Separately
5	PCY-BB-HRC Ball Bearing Anti-Drill for Hercular® (6mm) (available in hardware pack only: PLK-HD-HRW-HD-_-_-)
6	PLK-HD-SHEILD Protection Shield for Hercular® Deadbolt
7	PCY-CT-HRC Standard Tailpiece for Hercular® Deadbolt Cylinder (0.70" Length)
8	PLK-HD-ROS-EXT-_- Security Ring for Hercular® Deadbolt (Cylinder Side)
9	PLK-HD-TT1-REG-_- Thumb Turn for Hercular® Deadbolt (Specify Finish)
10	PLK-HD-SCR-TT1 Set Screw for Thumb Turn of Hercular® Deadbolt
11	PLK-HD-FACE-_- Cylinder Face Cover for Hercular® Deadbolt
12	PLK-HD-SCR-SET-1 Set Screw for Single Cylinder Hercular® Deadbolt (Up to 1 3/4" Door) (Sold in sets of 2 in hardware pack only: PLK-HD-HRW-HD-_-_-)
13	PLK-HD-ROS-INT-_- Rosette Ring for Deadbolt (Thumb Turn Side)
14	PLK-HD-BLT-FACE-_- Bolt Face Plate for Hercular® Deadbolt (Specify Finish)
14	PLK-HD-BLT-U-CLIP Face Plate Clip for Hercular
14	PLK-HD-BLT-BAN-IN Internal Band for Hercular
15	PLK-HD-SCR-FAC-_- Screws for Face Plate for Hercular® Deadbolt (Specify Finish) (Sold in sets of 2 in hardware pack only: PLK-HD-HRW-HD-_-_-)
16	PLK-HD-SCR-STR-_- Screws for Strike Plate for Hercular® Deadbolt (Specify Finish) (Sold in sets of 2 in hardware pack only: PLK-HD-HRW-HD-_-_-)
17	PLK-HD-STR-PLA-_- Strike Plate for Hercular® Deadbolt (Specify Finish)
18	PLK-HD-STR-BOX Strike Box for Hercular® Deadbolt
19	PLK-HD-SCR-BOX Screws for Strike Box for Hercular® Deadbolt (Sold in sets of 2 in hardware pack only: PLK-HD-HRW-HD-_-_-)
20	XXX-HDINT-WOCVRTT Cyl. Body for Hercular® Single (Inside) with Thumb-Turn Prep



## Parts for Hercular® Deadbolts (Single and Double) (Not Pictured)

Part #	Description
853B2PG-HD-__	Cyl. Plug for Hercular® (Specify Finish) (Not Pictured) - MTL™800
__ PGP-HD-__	Cyl. Plug for Hercular® (Specify Keyway, Finish) (Not Pictured) - MTL™600
X86XPG-HD-__	Cyl. Plug for Hercular® (Specify Finish) (Not Pictured) - MTL™400

Part #	Description
PLK-HD-CT-DISC	Tailpiece Locator Disc for HRC/SCAN (Not Pictured)
PCY-MOR-SPACE-1	Tip Stop Spacer for Mortise 1 1/4" & HRC Cylinders (Not Pictured)
PCY-CT-HRC-XL	Long Tailpiece for Hercular® Cylinder (1.783" Length)
PCY-CVR-CYL-6-MT5	Body Spring Cover for Mortise/Rim Cylinders(5 Chamber) (Not Pictured)
PCY-HRC-PLG	Thumb Turn Plug for Hercular® Deadbolt Single Cylinder (Not Pictured)
PCY-ECLIP-1	E-Clip for Plug for KIK/Euro Cylinders
PCY-HRC-PLG-SPR	Spring for Thumb Turn Plug for Hercular® Deadbolt Single Cylinder
PLK-HD-TTSHAFT23.5	Thumb Turn Shaft for Hercular® Deadbolt Single Cylinder (Not Pictured)
PCY-SCR-PLUG	Plug Screw Phillips M2.3 x 6 (Not Pictured)
PLK-HD-SCR-SET-2	Set Screw for Double & Captive Hercular® (Up to 1 3/4" Door) (Not Pictured) (sold in sets of 2 in hardware pack only)
PLK-HD-HRW-HD1-__	Hardware Set for Single Hercular® (Up to 1 3/4" Door) (Specify Finish)
PLK-HD-HRW-HD2-__	Hardware Set for Double & Captive Hercular® (Up to 1 3/4" Door) (Specify Finish)
PLK-HD-BLT-__	Bolt for Hercular® Deadbolt (Adjustable Backset) (Indicate Finish)



## Parts for Hercular® Deadbolts (Captive Key)

Part #	Description
1 PLK-HD-TTC-__	Thumb Turn for Captive Key Hercular® Deadbolt (Specify Finish)
2 853R-KEYHRC-1	Captive Key Blank Blade MTL™800
2 20R_PKEYHRC-1	Captive Key Blank Blade (Specify MTL™600 Position)
2 _86_-KEYHRC-1	Captive Key Blank Blade (Specify Keyway, MTL™400)
3 PLK-HD-ROS-INHDC-__	Security Ring for Hercular® Deadbolt Captive Key
4 PLK-HD-PIN-CAPT	Roll Pin for Hercular® Deadbolt Captive Key
5 PCY-PIN-PLG-_/ PCY-MTPIN-PLG-__	Plug Pins-External (As Needed, See Pin Section)
6 PCY-PIN-PLG-_/ PCY-MTPIN-PLG-__	Plug Pins-Internal (As Needed, See Pin Section)
7 853XPG-HDC1-__	Cyl. Plug for Captive Key-Key Release - MTL™800 (Specify Finish)
7 2XXRPG-HDC1-__	Cyl. Plug for Captive Key-Key Release - MTL™600 (Specify Finish)
7 X00XPG-HDC-__	Cyl. Plug for Captive Key-Key Release - MTL™400 (Specify Finish)
8 PCY-PIN-BOD-3/4 / PCY-MTPIN-BOD-7/8	Body Pin nickel Silver for 3/4" Ø Product (Bag of 100)
9 PCY-SPR-BOD-3/4 / PCY-MTSPR-BOD-7/8	Body Spring Stainless Steel for 3/4" Ø Product (Bag of 100)
10 MT5-HDC-XX	Cylinder Body for Captive Key Hercular® Deadbolt - MTL™800
XXX-HDC-XX	Cylinder Body for Captive Key Hercular® Deadbolt - MTL™600 or MTL™400
11 PCY-CT-HRC	Standard Tailpiece for Hercular® Deadbolt Cylinder (0.70" Length)
12 PLK-HD-CT-DISC	Tailpiece Locator Disc for HRC/SCAN
13 PLK-HD-CT-CAPT-CAM	Cam for Hercular® Deadbolt Captive Key-Key Release
14 PCY-HD-HDCLEG	Locking Leg for Hercular® Deadbolt Captive Key-Key Release
15 PCY-HD-HDCLEG-SPR	Spring for Locking Leg for Hercular® Deadbolt Captive Key-Key Release
16 PCY-HD-SCR-HDC-LEG	Screw for Locking Leg Spring for Hercular® Deadbolt Captive Key-Key Release
17 PLK-HD-SCR-TT1	Set Screw for Thumb Turn of Hercular® Deadbolt
18 PLK-HD-HDC-PIN	Locking Pin for Hercular® Deadbolt Captive Key Release
19 PLK-HD-FACE-HDC-__	Cyl. Face Cover for Hercular® Deadbolt Captive Key (Specify Finish)
20 853XPG-HDC2-__	Cyl. Plug for Captive Key - MTL™800 (Underscores Indicate Variable Value: Specify finish)
20 20RPG-HDC2-__	Cyl. Plug for Captive Key - MTL™600 (Underscores Indicate Variable Value: Specify finish)
20 X00XPG-HDC2-__	Cyl. Plug for Captive Key - MTL™400 (Underscores Indicate Variable Value: Specify finish)
21 PCY-PIN-PLG-_/ PCY-MTPIN-PLG-__	Plug Pins-External (As Needed, See Pin Section)
22 PCY-PIN-PLG-_/ PCY-MTPIN-PLG-__	Plug Pins-Internal (As Needed, See Pin Section)
23 PCY-CVR-CYL-6-MT5	Spring Cover for Mortise/Rim Cylinder (5 Chamber)
24 PCY-PIN-BOD-STD / PCY-MTPIN-BOD-STD	Body Pin nickel Silver for Standard Product (Bag of 100)
25 PCY-SPR-BOD-STD / PCY-MTSPR-BOD-STD	Body Spring Stainless Steel for Standard Product (Bag of 100)

MTL™800

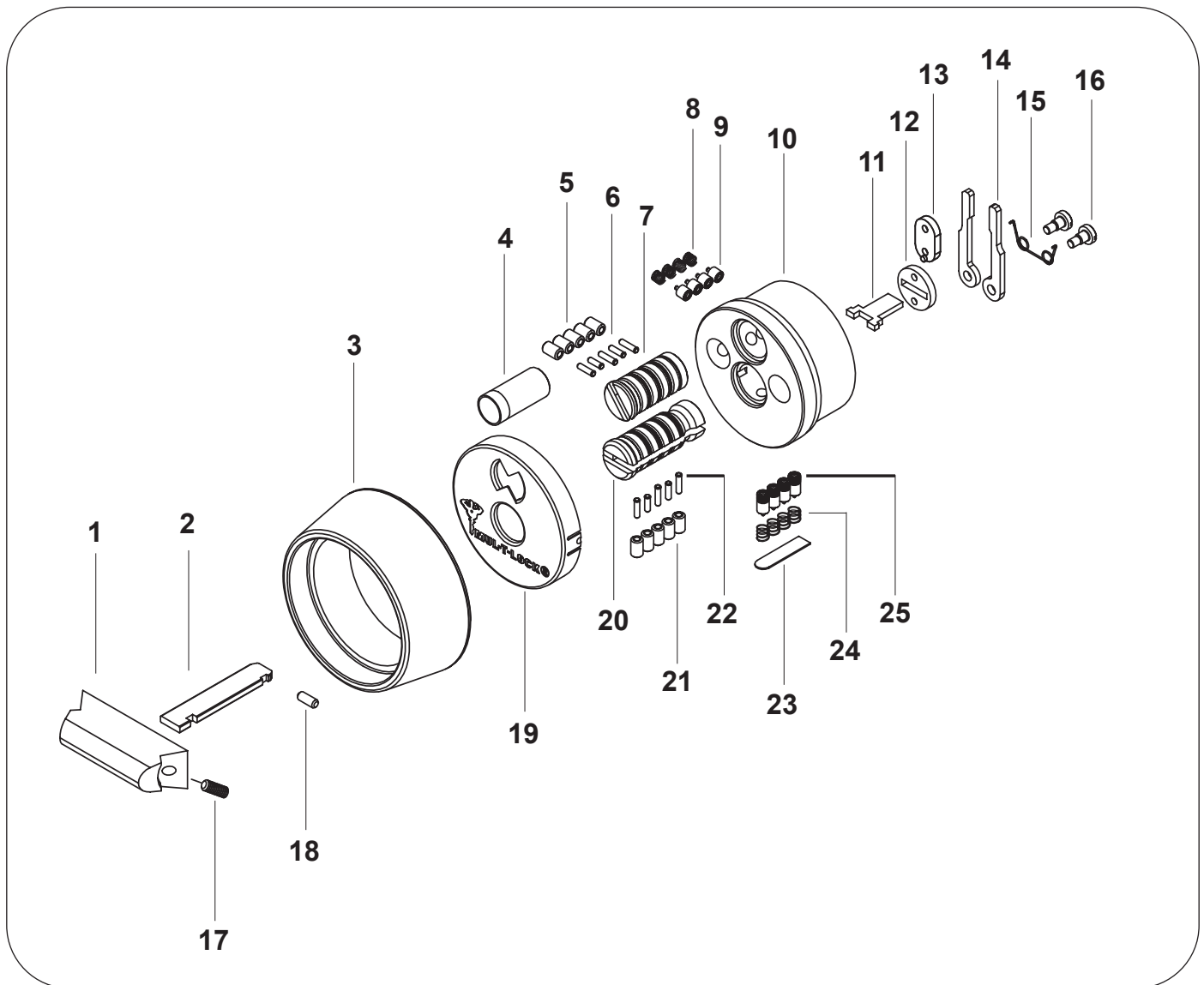
MTL™600

MTL™400



## Parts for Hercular® Deadbolts (Captive Key) (Not Pictured)

Part #	Description
PCY-MOR-SPACE-1	Tip Stop Spacer for Mortise 1 1/4" & HRC Cylinders
PCY-CT-HRC-XL	Long Tailpiece for Hercular® Cylinder (1.783" Length)
PCY-SCR-PLUG	Plug Screw Phillips M2.3 x 6
PLK-HD-SCR-SET-2	Set Screw for Double/Captive Cylinder Hercular® Deadbolt (Up to 1 3/4" Door) (sold in sets of 2 in hardware pack only)
PLK-HD-HRW-HD2-__	Hardware Set for Double & Captive (Up to 1 3/4" Door) (Specify Finish)
PLK-HD-BLT-__	Bolt for Hercular® Deadbolt (Adjustable Backset) (Underscores Indicate Variable Value: Specify Finish)
PLK-HD-HDC-SPR	Locking Pin Spring for Hercular® Deadbolt Captive Key Release



MTL™800

MTL™600

MTL™400

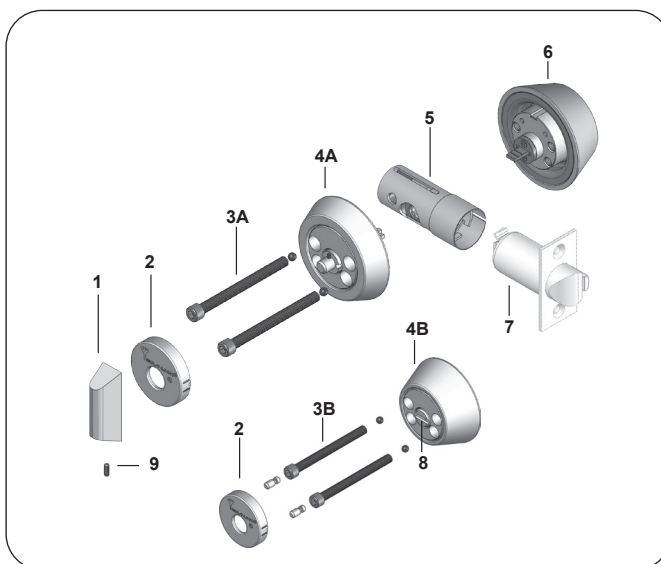
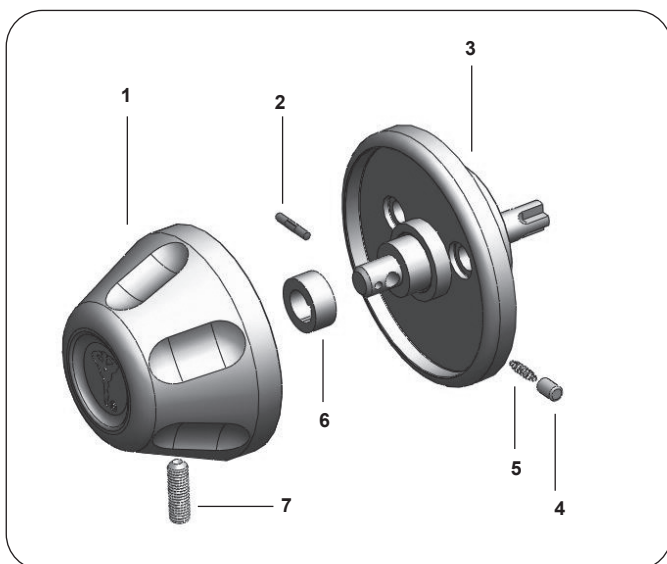
# Anti-Ligature Deadbolt & Gate Latch Lock Parts

## Anti-Ligature Deadbolt Parts

Part #	Description
1 PCY-ALG-TT1-__	Anti-Ligature Thumb Turn for Hercular® Deadbolt (Specify Finish)
2 PCY-ALG-FIX-PIN	Fixing Pin for Anti-Ligature Thumb Turn (Not Sold Separately)
3 XXX-ALGINT+CYL-SR1	Cylinder Body for Anti-Ligature (Inside) + Rosette Ring
4 PLK-ALG-DIR-PIN	Directional Ring Pin for Anti-Ligature Thumb Turn (Not Sold Separately)
5 PLK-ALG-DIR-SPR	Directional Ring Spring for Anti-Ligature Thumb Turn (Not Sold Separately)
6 PLK-ALG-DIR-RING	Directional Ring for Anti-Ligature Deadbolt (LH/RH) (Not Sold Separately)
7 PCY-SCR-ALG-TT	Set Screw for Anti-Ligature Thumb Turn
PLK-ALGINT-FULL-__	Complete Anti-Ligature Internal Portion (All Items Shown Here)

## Gate Latch Lock Parts

Part #	Description
1 PLK-HD-TT1-REG-__	Thumb Turn for Gate Latch Lock (Specify Finish)
2 PLK-HD-FACE-__	Cylinder Face Cover for Gate Latch Lock (Specify Finish)
3A PLK-HD-SCR-SET-1	Set Screws for Single Cylinder Gate Latch Lock (Up to 1 3/4" Door) (sold in sets of 2 in hardware pack only)
3B PLK-HD-SCR-SET-2	Set Screws for Double Cylinder Gate Latch Lock (Up to 1 3/4" Door) (sold in sets of 2 in hardware pack only)
4A XXX-GL1INT-WOCVRTT	Cylinder Body for Gate Latch Lock (Single) (Inside)
4B	Cylinder Body for Gate Latch Lock (Double) (Inside) - MTL™800
4B XXX-GL2INT-WOCVR	Cylinder Body for Gate Latch Lock (Double) (Inside) - MTL™600 OR MTL™400
5 PLK-ADAPT-GLLLAT	Adaptor for Latch for Gate Latch Lock
6	Cylinder Body for Gate Latch Lock (Outside) - MTL™800
6 XXX-GLLEXT-BODY	Cylinder Body for Gate Latch Lock (Outside) - MTL™600 OR MTL™400
7 PLK-GLLLAT-U-__	Latch for Gate Latch Lock (Underscores Indicate Variable Values: Specify Backset: 2 3/4" or 2 3/8" & Finish)
8 853B2PG-HD-__	Cylinder Plug for Gate Latch Lock (Specify Keyway, Size, Finish) - MTL™800
8 ___ PGP-HD-__	Cylinder Plug for Gate Latch Lock (Specify Keyway, Size, Finish) - MTL™600
9 PLK-HD-SCR-TT1	Set Screw for Thumb Turn for Latch Lock

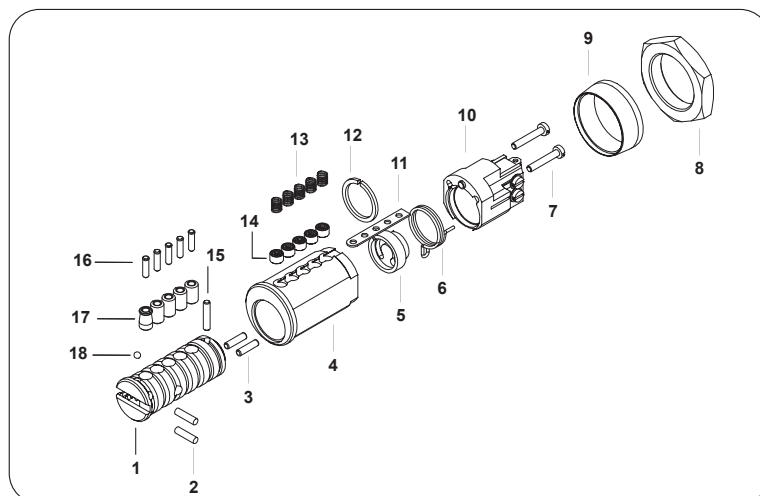


## Parts for Switch Locks

Part #	Description
1 853B2PG-SW-NS	Cylinder Plug for Switch Lock (All) - MTL™800 - only available for SW22 and SW29
1 _ _ _ PGP-SW-NS	Cylinder Plug for Switch Lock (All) - MTL™600
1 X86XPG-SW-NS	Cylinder Plug for Switch Lock (All) - MTL™400
2 N/A	Anti Drill Pin (Not Sold Separately)
3 PCY-SW-MSPIN	Micro Switch Pin for Switch Lock
4 XXX-SW19-CYL-NS	Cylinder Body for Switch Lock Ø 3/4" Diameter MTL™600
5 PCY-SW-MSHUB	Micro Switch Hub for Switch Lock
6 PCY-SPR-SWMS	Spring for Micro Switch for Switch Lock
7 PCY-SCR-SW	Screws for Micro Switch for Switch Lock
8 PCY-CL22-NUTBOD	Cylinder Nut for Cam/Switch Lock Ø 7/8"
9 PCY-SR-CL2201	Security Ring for Cam/Switch Lock Ø 7/8" (0.134" Length)
10 PCY-SW-MS	Micro Switch for Switch Lock
11 PCY-CVR-CL-5	Body Spring Cover for Cam/Switch Lock (5 Chamber)
12 PCY-ICCYA-ARING	Plug Retainer Ring for Switch Lock 3/4" Dia.
13 PCY-SPR-BOD-3/4	Body Spring Stainless Steel for 3/4" Ø Product (Bag of 100)
14 PCY-PIN-BOD-3/4	Body Pin nickel Silver for 3/4" Ø Product (Bag of 100)
15 N/A	Anti Drill Pin (Not Sold Separately)
16 PCY-PIN-PLG- / PCY-MTPIN-PLG-	Plug Pins-Internal (As Needed, See Pin Section)
17 PCY-PIN-PLG- / PCY-MTPIN-PLG-	Plug Pins-External (As Needed, See Pin Section)
18 N/A	Ball Bearing Anti-Drill (Not Sold Separately)

## Parts for Switch Locks (Not Pictured)

Part #	Description
	Cylinder Body for Switch Lock Ø 7/8" - MTL800
XXX-SW22-NS	Cylinder Body for Switch Lock Ø 7/8" - MTL600
	Cylinder Body for Switch Lock Ø 1 1/8" - MTL800
XXX-SW29-NS	Cylinder Body for Switch Lock Ø 1 1/8" - MTL600
PCY-SW29-NUTBOD	Cylinder Nut for Cam/Switch Lock Ø 1 1/8"
PCY-SW-MSCON	Connector Sleeve for Micro Switch for Switch Lock



10 AMP Maximum Function N/O, N/C + Common Single Pole.  
Supplied as Momentary Function with Instructions for On/Off Conversion.

## Parts for Cam Locks Ø 3/4" (Key Retaining) - MTL™600

Part #	Description
1 XXX-CL192KR-NS	Cyl. Body for Ø 3/4" Key Retaining UL Cam 19 (Specify Length)
2 _ _ _ PGP-CL192KR-NS	Cyl. Plug for Ø 3/4" Key Retaining UL Cam 19 (Specify Length)
3 PCY-PIN-PLG- _	Plug Pins-Internal (As Needed, See Pin Section)
4 PCY-PIN-BOD-3/4	Body Pin nickel Silver for 3/4" Ø Product (Bag of 100)
5 PCY-SPR-BOD-3/4	Body Spring Stainless Steel for 3/4" Ø Product (Bag of 100)
6 PCY-SCR-CL-STOP	Cam Stopper Screw for Cam Lock Ø 3/4" (Not Sold Separately)
7 PCY-ECLIP-1	E-Clip for Plug for Cylinders 15.5
8 PCY-CL19-NUTBOD	Cylinder Nut for Cam/Switch Lock Ø 3/4"
9 PCY-CL192KR-WASH	Washer M7 for Ø 3/4" Key Retaining UL Cam 19 (Not Sold Separately)
10 N/A	Ball Bearing Anti-Drill (Not Sold Separately)
11 PCY-ANTIDRILL-PLAT	Anti-Drill Crescent for Cam/Switch Lock 3/4" Ø
12 PCY-CL192KR-NUT	Nut M7x1 for Ø 3/4" Key Retaining UL Cam 19 (Not Sold Separately)
13 PCY-CL19KR-DISC180	Activator Disc for Ø 3/4" Key Retaining (180°) (Not Sold Separately)
14 PCY-CL19KR-DISC90	Activator Disc for Ø 3/4" Key Retaining (90°) (Not Sold Separately)
15 PCY-SR-CL192_ _	Security Ring for Ø 3/4" Key Retaining UL Cam 19 (Specify Length)
16 PCY-CT-CL192KRF1	Cam for Ø 3/4" Key Retaining UL Cam 19 (Flat)
17 PCY-CT-CL192KR01	Cam for Ø 3/4" Key Retaining UL Cam 19 (Offset)
18 PCY-CL192KR-CP	Counter Plate for Ø 3/4" Key Retaining UL Cam 19

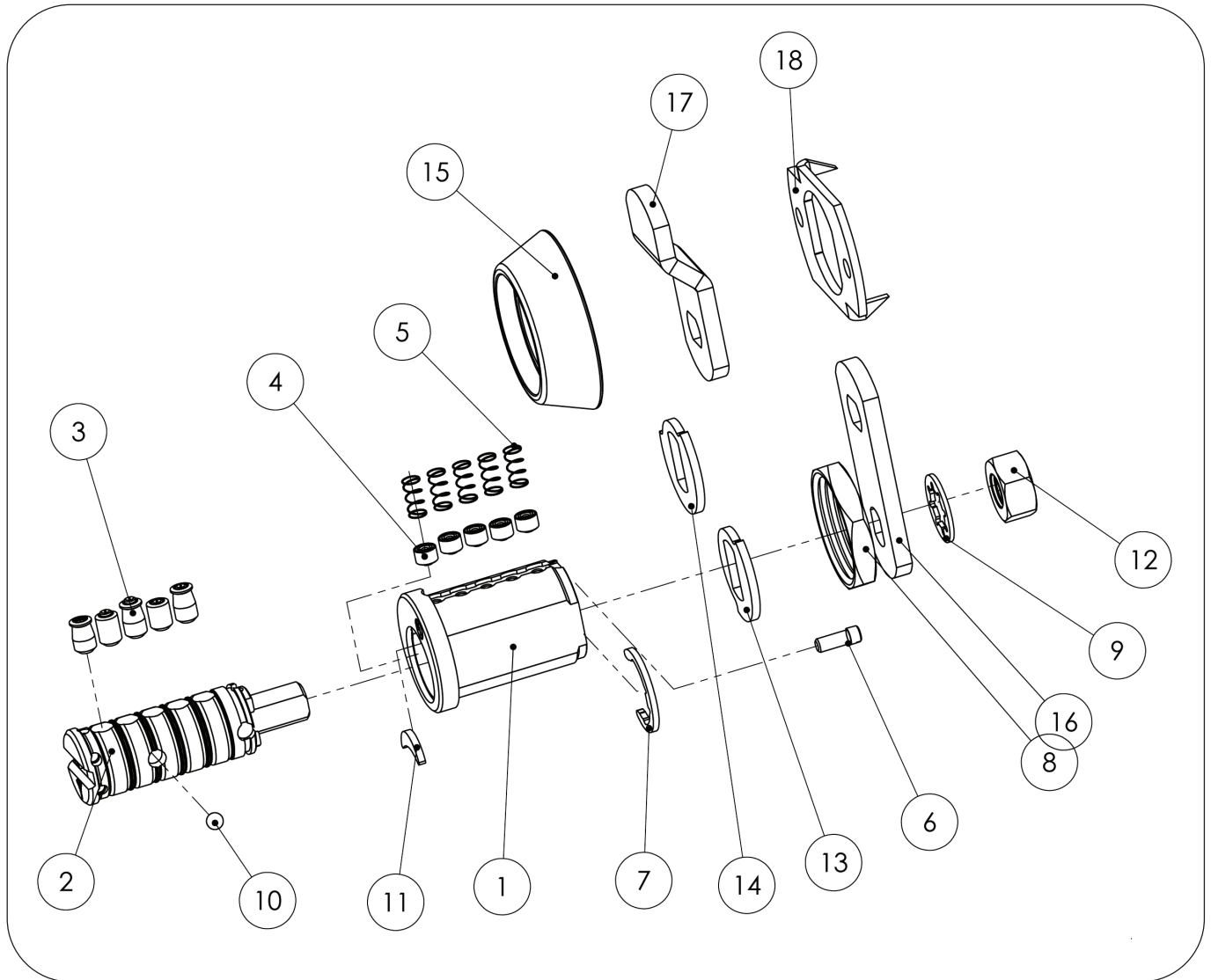
## Cams for Cam Locks Ø 3/4" (Key Retaining)

Part #	Description
PCY-CT-CL192KRF1	Cam for Ø 3/4" Key Retaining UL Cam 19 (Flat)
PCY-CT-CL192KR01	Cam for Ø 3/4" Key Retaining UL Cam 19 (Offset-Inward)
PCY-CT-CL192KR02	Cam for Ø 3/4" Key Retaining UL Cam 19 (Offset-Outward)

## Hardware Sets for Cam Locks

Part #	Description
PCY-HRWR-CL192KR	Hardware Set for Ø 3/4" Key Retaining Cam Locks





## Parts for Cam Locks Ø 3/4" (Non Key Retaining)

Part #	Description
1    _ _ _ PGP-CL19NK_-XX	Cyl. Plug for Cam Lock Ø 3/4" Non-Key Retaining (Specify Length)
2    N/A	Anti Drill Pin (Not Sold Separately)
3    XXX-CL19KR_-26	Cyl. Body for Cam Lock Ø 3/4" (Specify Length)
4    PCY-SCR-CL-STOP	Cam Stopper Screw for Cam Lock Ø 3/4"/7/8" (Not Sold Separately)
5    PCY-ECLIP-1	E-Clip for Plug for Cylinders 15.5
6    PCY-SR-CL1903	Security Ring for Cam/Switch Lock Ø 3/4" (0.315" Length)
7    PCY-CL19-NUTBOD	Cylinder Nut for Cam/Switch Lock Ø 3/4"
8    PCY-CT-CL19NK01	Cam for Cam Lock Ø 3/4" Non Key Retaining-Flat (1.188" Length) (Not Sold Separately)
9    PCY-CL19KR-DISC180	Activator Disc for Cam Lock Ø 3/4" Key Ret. (180°) (Not Sold Separately)
10    PCY-CLIPR-CLNK	Retainer Clip for Non Key Ret. Cam Lock Cams (Not Sold Separately)
11    PCY-CVR-CL-5	Body Spring Cover for Cam/Switch Lock (5 Chamber)
12    PCY-SPR-BOD-KIK	Body Spring Stainless Steel for KIK/KID, 7/8" Ø Product (Bag of 100)
13    PCY-PIN-BOD-3/4	Body Pin nickel Silver for 3/4" Ø Product (Bag of 100)
14    PCY-ANTIDRILL-PLAT	Anti-Drill Crescent for Cam/Switch Lock 3/4" Ø
15    N/A	Anti Drill Pin (Not Sold Separately)
16    PCY-PIN-PLG_-	Plug Pins-Internal (As Needed, See Pin Section)
17    PCY-PIN-PLG_-	Plug Pins-External (As Needed, See Pin Section)
18    N/A	Ball Bearing Anti-Drill (Not Sold Separately)

## Parts for Cam Locks Ø 3/4" (Non Key Retaining) (Not Pictured)

Part #	Description
PCY-CVR-CL-4	Body Spring Cover for Cam/Switch Lock (4 Chamber)

## Cams for Cam Locks Ø 3/4" (Non Key Retaining)

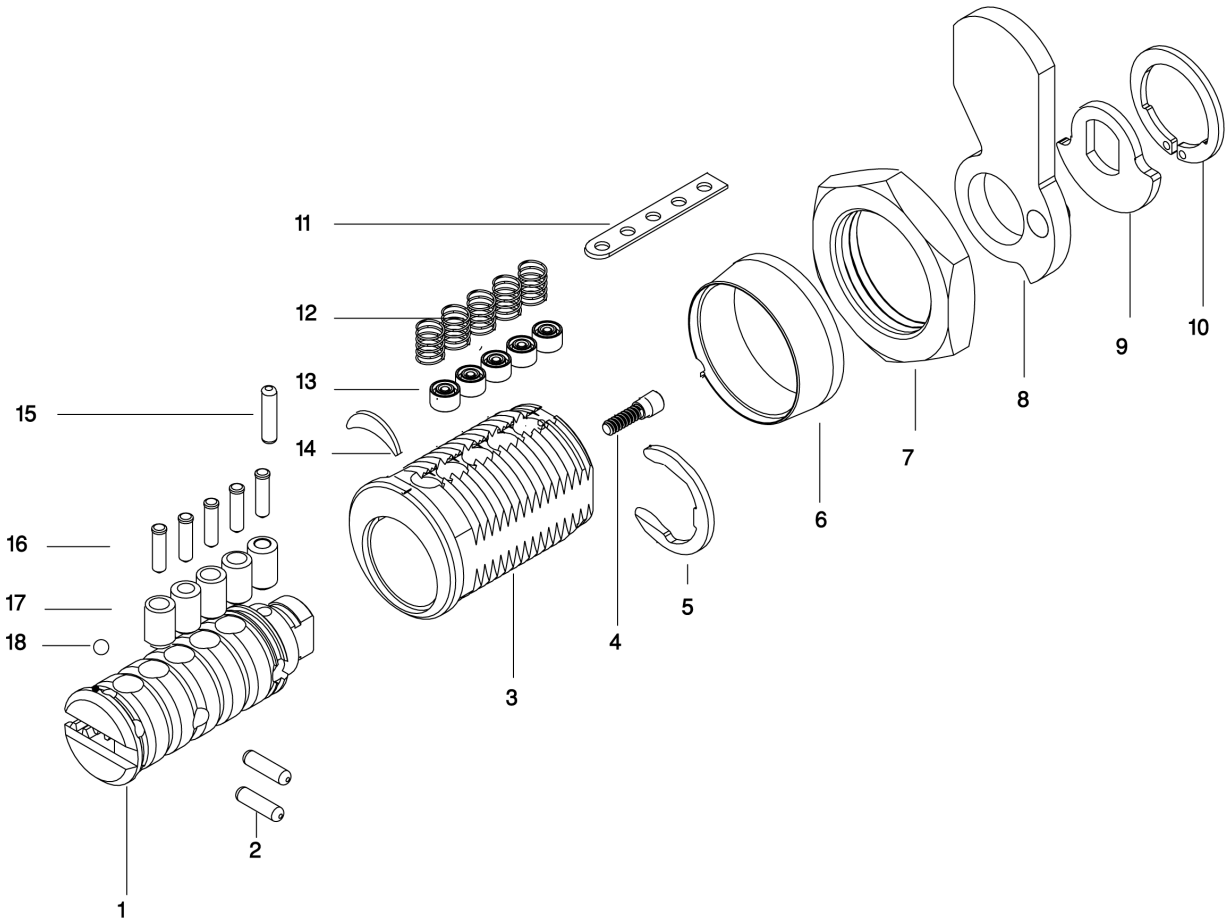
Part #	Description
PCY-CT-CL19NKF2	Cam for Cam Lock Ø 3/4" Non Key Retaining-Flat (1.75" Length)

## Security Rings for Cam and Switch Locks Ø 3/4"

Part #	Description
PCY-SR-CL1901	Security Ring for Cam/Switch Lock Ø 3/4" (.134" Length)
PCY-SR-CL1903	Security Ring for Cam/Switch Lock Ø 3/4" (0.315" Length)

## Hardware Sets for Cam Locks

Part #	Description
PCY-HRWR-CL19NK	Hardware Set for Ø 3/4" Non Key Retaining Cam Locks



## Parts for Cam Locks Ø 7/8" (Key Retaining)

Part #	Description
1    _ _ _ PGP-CL22KR_XX	Cyl. Plug for Cam Lock Ø 3/4" Key Retaining (Specify Length)
2    N/A	Anti Drill Pin (Not Sold Separately)
3    XXX-CL22KR_-26	Cyl. Body for Cam Lock Ø 3/4" (Specify Length)
4    PCY-CVR-CL-5	Body Spring Cover for Cam/Switch Lock (5 Chamber)
5    PCY-ECLIP-1	E-Clip for Plug for Cylinders 15.5
6    PCY-SR-CL2201	Security Ring for Cam/Switch Lock Ø 7/8" (0.134" Length)
7    PCY-SW29-NUTBOD	Cylinder Nut for Cam/Switch Lock Ø 7/8"
8    PCY-CT-CL22KR01	Cam for Cam Lock Ø 7/8" Key Retaining-Flat
9    PCY-SCR-PLUG-CLKR	Plug Screw for Cam Lock Ø 3/4"/ 7/8" Key Retaining
10    PCY-CLKR-PGCVR	Plug Cover Cap for Cam Lock Ø 3/4"/7/8" Key Retaining (Not Sold Separately)
11    PCY-SCR-CL-STOP	Cam Stopper Screw for Cam Lock Ø 3/4"/7/8" (Not Sold Separately)
12    PCY-MTSPR-BOD-7/8 / PCY-SPR-BOD-3/4	Body Spring Stainless Steel for 3/4" Ø Product (Bag of 100)
13    PCY-MTPIN-BOD-7/8 / PCY-PIN-BOD-3/4	Body Pin nickel Silver for 3/4" Ø Product (Bag of 100)
14    PCY-ANTIDRILL-PLAT	Anti-Drill Crescent for Cam/Switch Lock 3/4" Ø
15    N/A	Anti Drill Pin (Not Sold Separately)
16    PCY-MTPIN-PLG_- / PCY-PIN-PLG_-	Plug Pins-Internal (As Needed, See Pin Section)
17    PCY-MTPIN-PLG_- / PCY-PIN-PLG_-	Plug Pins-External (As Needed, See Pin Section)
18    N/A	Ball Bearing Anti-Drill (Not Sold Separately)

## Parts for Cam Locks Ø 7/8" (Key Retaining) (Not Pictured)

Part #	Description
PCY-CVR-CL-4	Body Spring Cover for Cam/Switch Lock (4 Chamber)

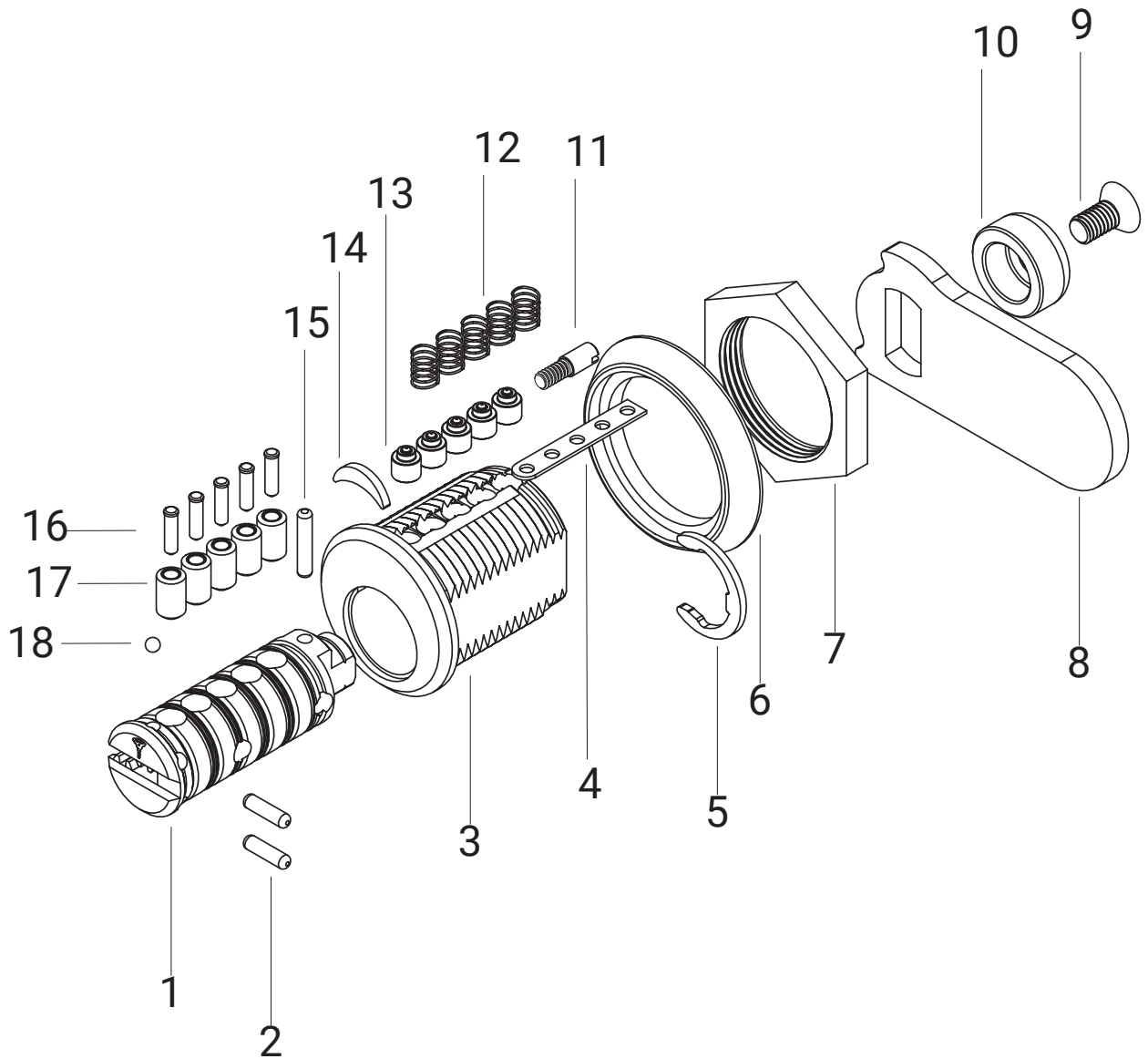
## Cams for Cam Locks Ø 7/8" (Key Retaining)

Part #	Description
PCY-CT-CL22KR01	Cam for Cam Lock 22 Ø 7/8" Key Retaining

## Security Rings for Cam and Switch Locks Ø 7/8"

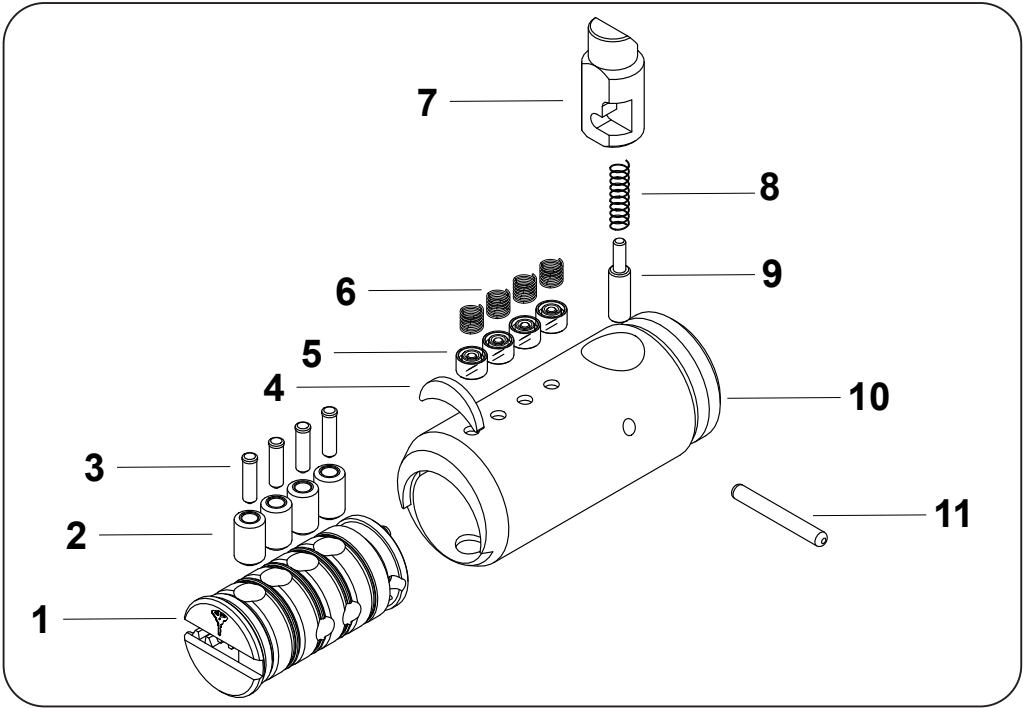
Part #	Description
PCY-SR-CL2201	Security Ring for Cam/Switch Lock Ø 7/8" (0.134" Length)
PCY-SR-CL2202	Security Ring for Cam/Switch Lock Ø 7/8" (0.315" Length)





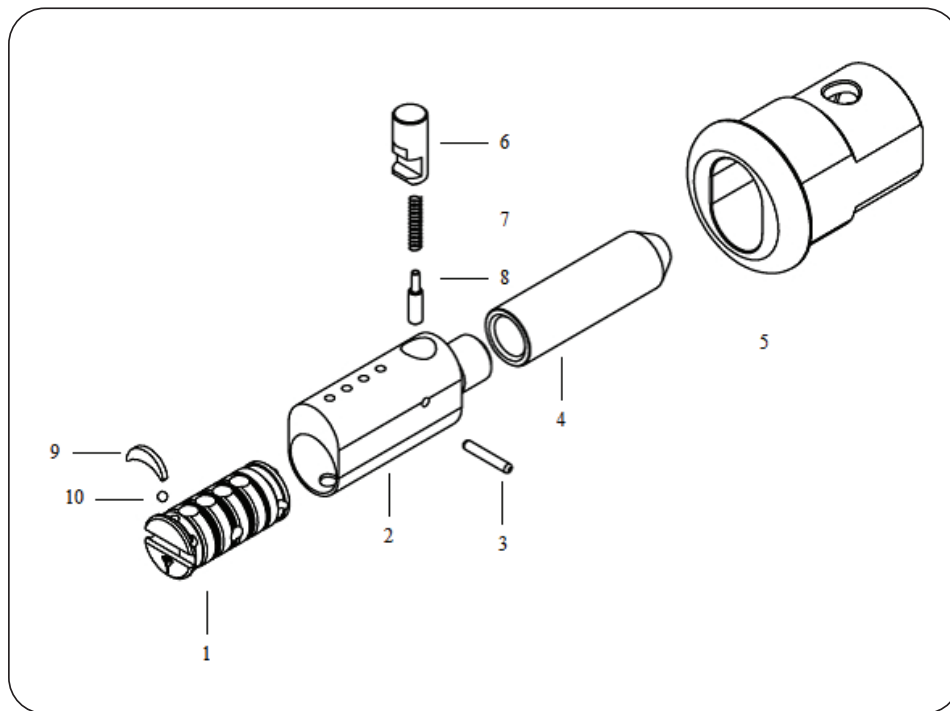
Parts for T-Handle Lock Cylinder

Part #	Description
1 ___ PGP-TLOCK-26	Cylinder Plug for Push/File Cabinet Lock (specify Keyway) - MTL™600
2 PCY-PIN-PLG-__	Plug Pins-External (As Needed, See Pin Section)
3 PCY-PIN-PLG-__	Plug Pins-Internal (As Needed, See Pin Section)
4 PCY-ANTIDRILL-PLAT	Anti-Drill Crescent for Cam/Switch Lock 3/4" Ø
5 PCY-PIN-BOD-3/4	Body Pin nickel Silver for 3/4" Ø Product (Bag of 100)
6 PCY-SPR-BOD-3/4	Body Spring Stainless Steel for 3/4" Ø Product (Bag of 100)
7 PCY-TLOCK-BLT	Locking Bolt for T-Handle Lock Cylinder (Not Sold Separately)
8 PCY-FCC-BLT-SPR	Spring for Locking Bolt for FC & T-Lock (Not Sold Separately)
9 PCY-FCC-BLT-ACT	Activator for Locking Bolt for FC & T-Lock (Not Sold Separately)
10 XXX-TLOCK-26	Cylinder Body for T-Handle Lock Cylinder
11 PCY-FCC-BLT-PIN	Retainer Pin for Locking Bolt for T-Handle Lock Cylinder (Not Sold Separately)



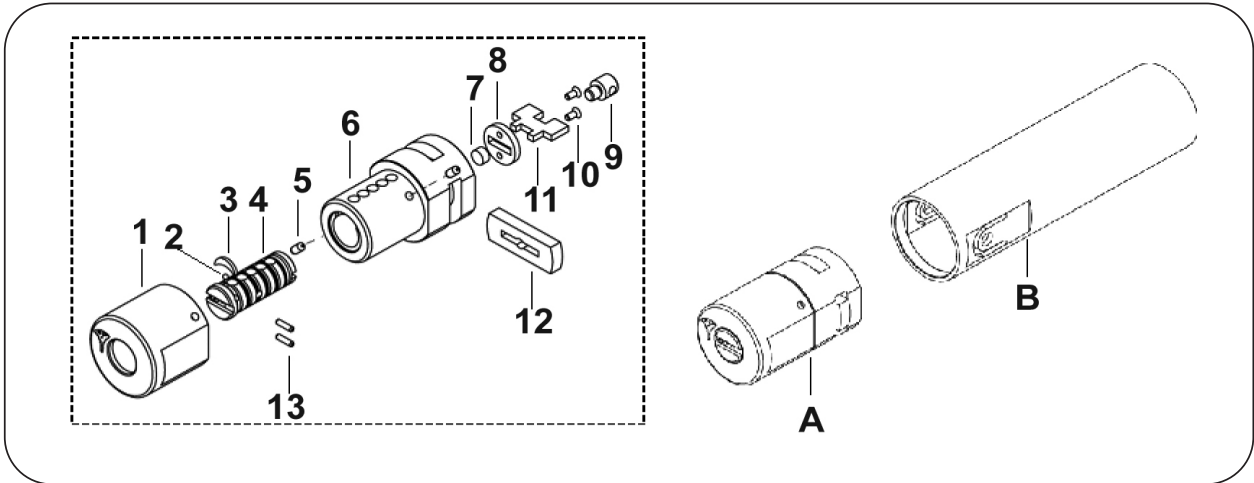
## Parts for Removable Plug Lock

Part #	Description
1 _ _ _ PGP-FCC-26	Cylinder Plug for Push/File Cabinet Lock (626 Satin Chrome) (Specify Keyway) - MTL™ 600
2 PCY-BOD-REMP LG-26	Cylinder Body for Removable Plug Lock (626 Satin Chrome)
3 PCY-FCC-BLT-PIN	Retainer Pin for Locking Bolt for T-Handle Lock Cylinder (Not Sold Separately)
4 PCY-REM-PIN1	Locking Pin for Removable Plug Lock (1.45" Length) (Not Sold Separately)
5 CYL-HS-REMP LG1-26	Cylinder Housing for Removable Plug Lock 1.57" (Not Sold Separately)
6 PCY-FCC-BLT	Locking Bolt for File Cabinet/T-Handle Lock Cylinder (Not Sold Separately)
7 PCY-FCC-BLT-SPR	Spring for Locking Bolt for FC & T-Lock (Not Sold Separately)
8 PCY-FCC-BLT-ACT	Activator for Locking Bolt for FC & T-Lock (Not Sold Separately)
9 PCY-ANTIDRILL-PLAT	Anti-Drill Crescent for Cam/Switch Lock 3/4" Ø
10 N/A	Ball Bearing Anti-Drill (Not Sold Separately)



Parts for Key Deposit Lock

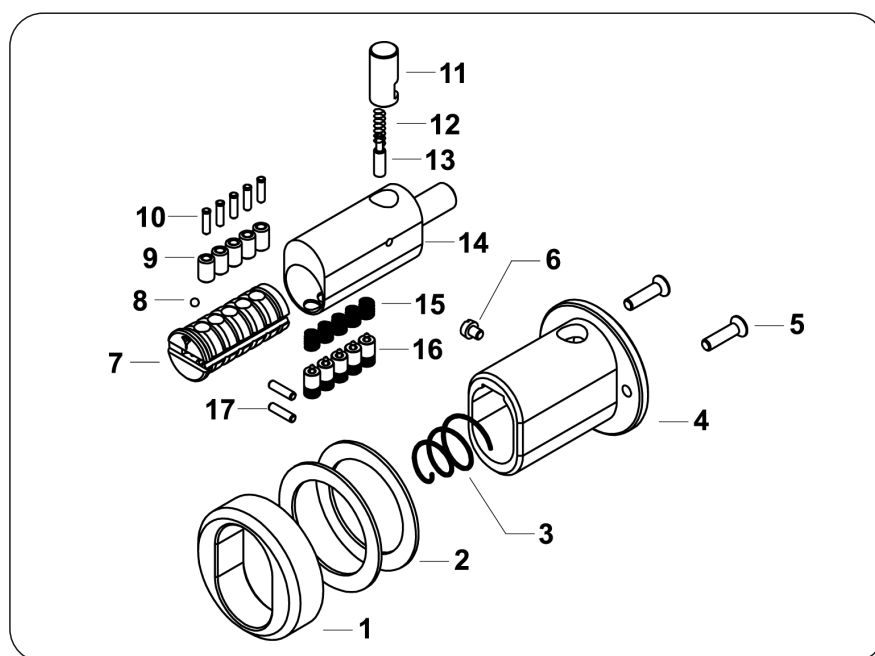
Part #	Description
A    _ _ _ -KEYDEP-25	Key Deposit Lock Cylinder (625—Bright Chrome) (Specify Keyway)
B    LCK-KEYDEP-TUBE-1	Tube for Key Deposit Lock—5.23" Length
1    PCY-FACE-KEYDEP-25	Cylinder Face Cover for Key Deposit Lock (625—Bright Chrome) (Not Sold Separately)
2    N/A	Ball Bearing Anti-Drill (Not Sold Separately)
3    N/A	Anti-Drill Crescent (Not Sold Separately)
4    _ _ _ PG-KEYDEP-NS	Cylinder Plug for Key Deposit Lock Cylinder (Nickel Satin) (Not Sold Separately)
5    PCY-KEYDEP-PIN	Cylinder Pin for Key Deposit Lock Cylinder (Not Sold Separately)
6    PCY-BOD-KEYDEP	Cylinder Body for Key Deposit Lock Cylinder (Not Sold Separately)
7    PCY-MOR-SPACE-1	Tip Stop Spacer for Mortise 1 1/4" & HRC Cylinders
8    PLK-HD-CT-DISC	Tailpiece Locator Disc for HRC/SCAN
9    PCY-KEYDEP	Activator for Key Deposit Lock Cylinder (Not Sold Separately)
10    PCY-SCR-PLUG	Plug Screw Phillips M2.3 x 6
11    PCY-CT-KEYDEP	Tailpiece for Key Deposit Lock Cylinder
12    PCY-KEYDEP-BLT	Locking Bolt for Key Deposit Lock Cylinder (Not Sold Separately)
13    N/A	Anti-Drill Pin (Not Sold Separately)





## Parts for Push Lock

Part #	Description
1 PCY-SR-PUSH-25	Security Collar for Push Lock (Not Sold Separately)
2 PCY-PUSH-GASK	Rubber Mounting Gaskets for Push Lock (Not Sold Separately)
3 PCY-PUSH-CYL-SPR	Cylinder Spring for Push Lock (Not Sold Separately)
4 PCY-PUSH-HOUSE-25	Housing for Push Lock (Not Sold Separately)
5 PCY-SCR-PUSH	Mounting Screw for Push Lock (Not Sold Separately)
6 PCY-SCR-PUSH-RET	Retainer Screw for Push Lock Cylinder
7 _ _ _ PGP-FCC-26	Cylinder Plug for Push/File Cabinet Lock (specify Keyway) - MTL™ 600
8 N/A	Ball Bearing Anti-Drill (Not Sold Separately)
9 PCY-PIN-PLG-_	Plug Pins-External (As Needed, See Pin Section)
10 PCY-PIN-PLG-_	Plug Pins-Internal (As Needed, See Pin Section)
11 PCY-FCC-BLT	Locking Bolt for File Cabinet/T-Handle Lock Cylinder (Not Sold Separately)
12 PCY-FCC-BLT-SPR	Spring for Locking Bolt for FC & T-Lock (Not Sold Separately)
13 PCY-FCC-BLT-ACT	Activator for Locking Bolt for FC & T-Lock (Not Sold Separately)
14 XXX-PUSH-26	Cylinder Body for Push Lock
15 PCY-PIN-BOD-7/8	Body Pin nickel Silver for 3/4" Ø Product (Bag of 100)
16 PCY-SPR-BOD-KIK	Body Spring Stainless Steel for KIK/KID, 7/8" Ø Product (Bag of 100)
17 N/A	Anti Drill Pin (Not Sold Separately)

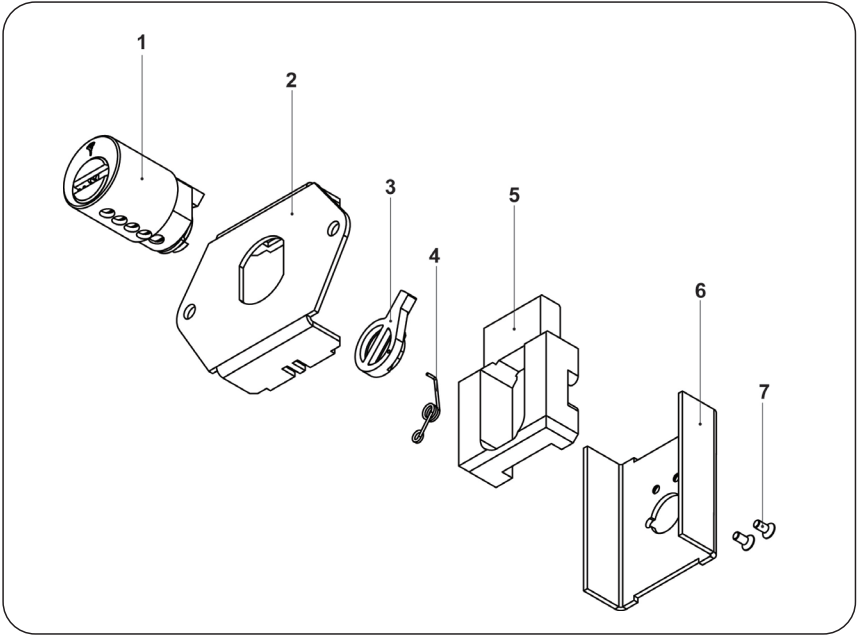


Parts for Drawer Bolt Lock

Part #	Description
1 N/A	Cylinder for Drawer Bolt Lock (Not Sold Separately)
2 PCY-DLL-FRONT	Front Plate for Drawer Latch Lock (Not Sold Separately)
3 PCY-DBL-ACT	Activator for Bolt for Drawer Bolt Lock (Not Sold Separately)
4 PCY-DBL-BLT-SPR	Spring for Bolt Mechanism for Drawer Bolt Lock (Not Sold Separately)
5 PCY-DBL-BLT	Bolt Mechanism for Drawer Bolt Lock (Not Sold Separately)
6 PCY-DLL-BACK	Back Plate for Drawer Latch/Bolt Lock (Not Sold Separately)
7 PCY-SCR-DLL-BACK	Assembly Screws for Drawer Latch/Bolt Lock (Not Sold Separately)

Parts for Drawer Bolt Lock (Not Pictured)

Part #	Description
___ PGP-DBL1-26	Cylinder Plug for Drawer Bolt Lock (specify Keyway) (Not Pictured) - MTL™ 600
___ PG-DBL1-26	Cylinder Plug for Drawer Bolt Lock (specify Keyway) (Not Pictured) - Interactive®
XXX-DBL-26	Cylinder Body for Drawer Bolt Lock (Not Pictured)
PCY-SR-DLL	Security Ring for Drawer Latch/Bolt Lock (Not Pictured)

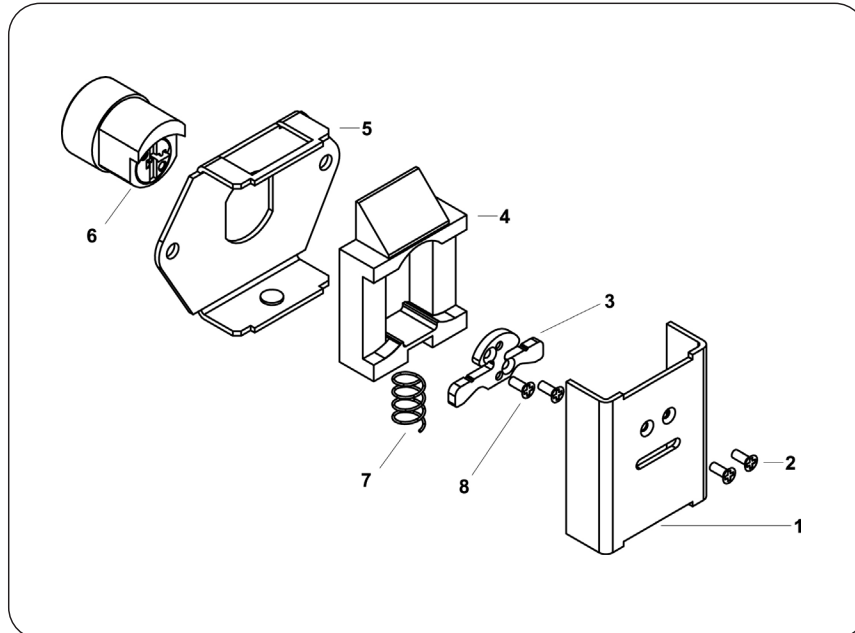


## Parts for Drawer Latch Lock

Part #	Description
1 PCY-DLL-BACK	Back Plate for Drawer Latch/Bolt Lock (Not Sold Separately)
2 PCY-SCR-DLL-BACK	Assembly Screws for Drawer Latch/Bolt Lock (Not Sold Separately)
3 PCY-CT-DLL	Cam for Drawer Latch Lock (Not Sold Separately)
4 PCY-DLL-LAT	Bolt Mechanism for Drawer Latch Lock (Not Sold Separately)
5 PCY-DLL-FRONT	Front Plate for Drawer Latch/Bolt Lock (Not Sold Separately)
6 N/A	Cylinder for Drawer Latch Lock (Not Sold Separately)
7 PCY-DLL-LAT-SPR	Spring for Latch Mechanism for Drawer Latch Lock (Not Sold Separately)
8 PCY-SCR-PLUG	Plug Screw Phillips M2.3 x 6

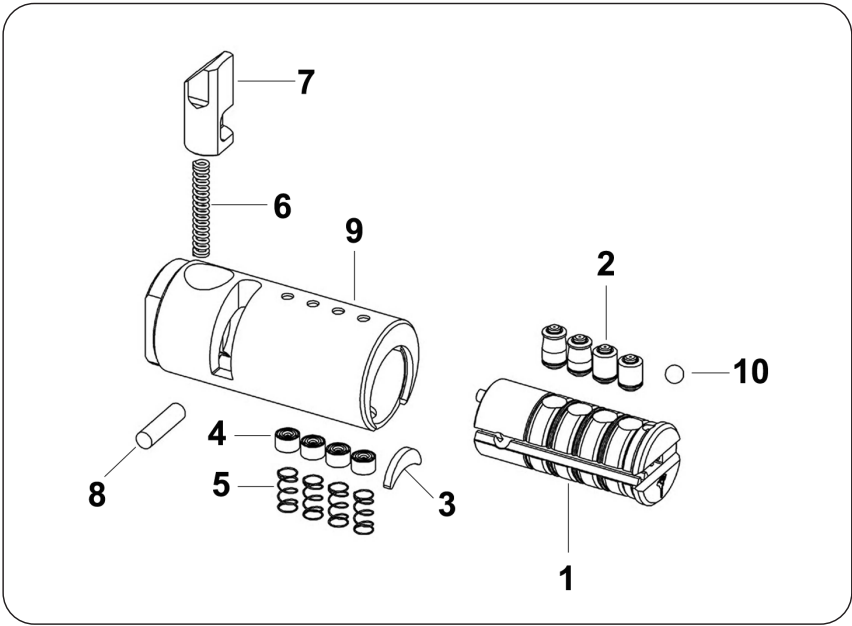
## Parts for Drawer Latch Lock (Not Pictured)

Part #	Description
___ PGP-DLL_-26	Cylinder Plug for Drawer Latch Lock (specify Keyway & Size) (Not Pictured) - MTL™ 600
___ PG-DLL_-26	Cylinder Plug for Drawer Latch Lock (specify Keyway & Size) (Not Pictured) - Interactive®
XXX-DLL_-26	Cylinder Body for Drawer Latch Lock (Specify Size) (Not Pictured)
PCY-SR-DLL	Security Ring for Drawer Latch/Bolt Lock (Not Pictured)



Parts for FireKing® File Cabinet Cylinder

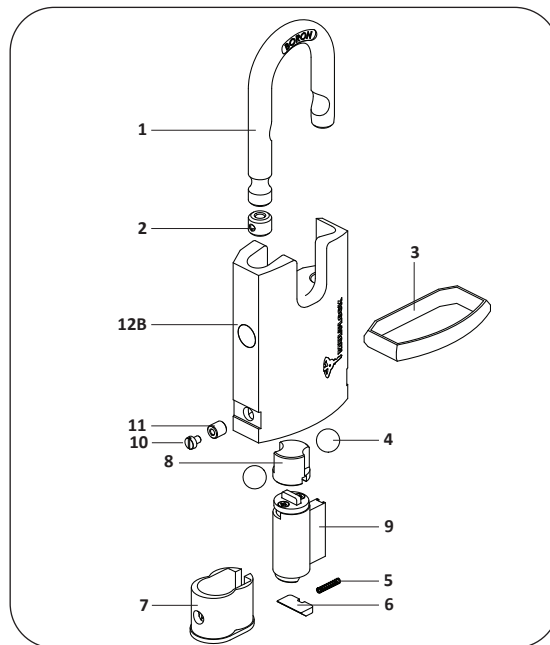
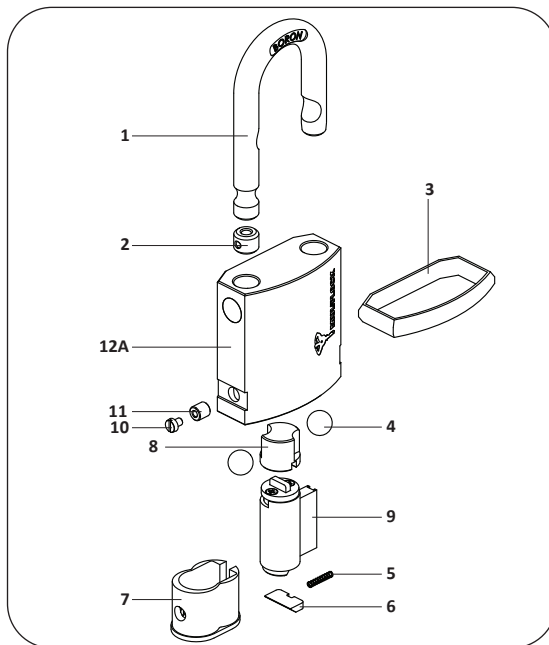
Part #	Description
1 --- PGP-FKC-26	Cylinder Plug for FireKing® File Cabinet Lock Cylinder (MTL™600) (specify keyway)
--- PG-FKC-26	Cylinder Plug for FireKing® File Cabinet Lock Cylinder (Interactive®) (specify keyway)
2 PCY-PIN-PLG-__	Plug Pins - External / Internal (As needed, See Pin Section)
3 PCY-ANTIDRILL-PLAT	Anti-Drill Crescent for Cam/Switch Lock 3/4" Ø
4 PCY-PIN-BOD-3/4	Body Pin Nickel Silver for 3/4" Ø Product (Bag of 100)
5 PCY-SPR-BOD-3/4	Body Spring Stainless Steel for 3/4" Ø Product (Bag of 100)
6 PCY-FCC-BLT-SPR	Locking Bolt Spring for File Cabinet / T-Handle Lock Cyl. (Not Sold Separately)
7 PCY-FKC-BLT	Locking Bolt for T-Handle Lock Cylinder
8 PCY-FCC-BLT-PIN	Retainer Pin for Locking Bolt for T-Handle Lock Cylinder (Not Sold Separately)
9 XXX-FKC-26	Cylinder Body for FireKing® Lock Cylinder
10 N/A	Ball Bearing Anti-Drill (Not Sold Separately)
PLK-FKC-PLASTIC-EN	FireKing® - Lock Plastic Encasement (Not Pictured)
PLK-FKC-PIN-STUD	FireKing® - Lock Pin (Not Pictured)





## Parts for NE-Series Padlocks

Part #	Description
1 PPL-SHAC-NE_ _ _E_	Shackle for NE-Series Padlock (Specify Size)
2 PPL-ADAPT-NE-SHAC	Adaptor for NE-Series Padlock Shackle (Not Sold Separately)
3 PPL-NE_ _-BUMP	Protective Bumper for NE-Series Padlocks (Not Sold Separately)
4 PPL-NE_ _-BB	Locking Ball for NE-Series Padlock (Not Sold Separately)
5 PPL-NE-DUST-SPR	Spring for Dust Cover for NE-Series Padlocks (Not Sold Separately)
6 PPL-NE-DUST	Dust Cover Disc for NE-Series Padlocks (Not Sold Separately)
7 PPL-NE-CYLHOLD	Cylinder-Holder for NE-Series Padlock (Not Sold Separately)
8 PPL-NE_ _-ACT	Locking Actuator for NE-Series Padlock (Not Sold Separately)
9 _ _ _B2 -PPL-NE- _	Cylinder-Complete for NE-Series Padlock - MTL™800 (Underscores Indicate a Variable Value: Specify Keyway & Keying)
_ _ _ _PPL-NE- _	Cylinder-Complete for NE-Series Padlock - MTL™600 (Underscores Indicate a Variable Value: Specify Keyway & Keying)
_ 86 _ -PPL-NE- _	Cylinder-Complete for NE-Series Padlock - MTL™400 (Underscores Indicate a Variable Value: Specify Keyway & Keying)
10 PPL-NE-RETSCR	Retainer Pin Screw for NE-Series Padlock (Not Sold Separately)
11 PPL-NE-RETPIN	Retainer Pin for NE-Series Padlock (Not Sold Separately)
12A N/A	Body for NE-Series Padlock Low Guard (Not Sold Separately)
12B N/A	Body for NE-Series Padlock High Guard (Not Sold Separately)
PPL-NE-HRWSET	Set of components: tail, locator disc, and screws (not pictured)
LST-SCR-NG-NE	Special Screw for Servicing NE / NG Padlocks (NOT PICTURED)



MTL™800

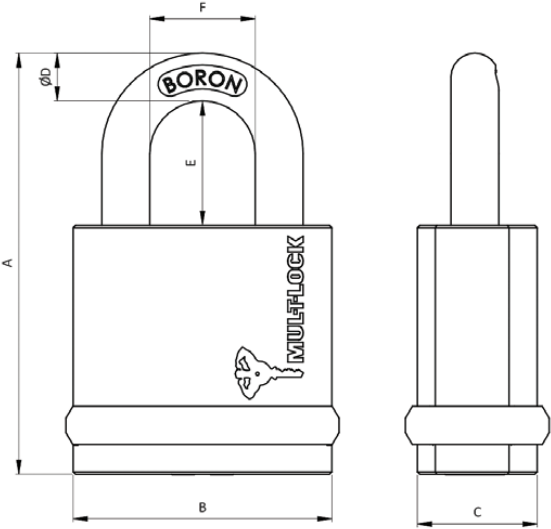
MTL™600

MTL™400

Cylinders for NE / NG-Series Padlocks

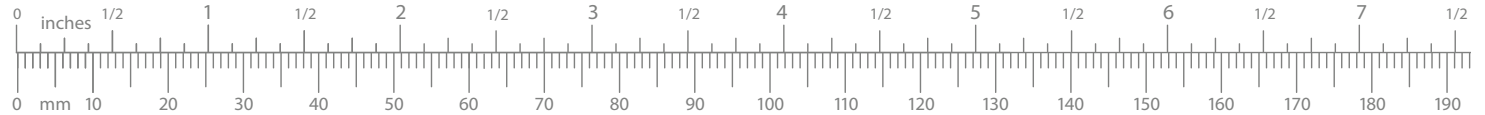
Part #	Description
___B2 -PPL-NE-__	Cylinder-Complete for NE-Series Padlock - MTL™800 (Underscores Indicate a Variable Value: Specify Keyway & Keying)
___-PPL-NE-__	Cylinder-Complete for NE-Series Padlock - MTL™600 (Underscores Indicate a Variable Value: Specify Keyway & Keying)
_ 86 _ -PPL-NE-__	Cylinder-Complete for NE-Series Padlock - MTL™400 (Underscores Indicate a Variable Value: Specify Keyway & Keying)
___B2 -PPL-NG-__	Cylinder-Complete for NG-Series Padlock - MTL™800 (Underscores Indicate a Variable Value: Specify Keyway & Keying)
___-PPL-NG-__	Cylinder-Complete for NG-Series Padlock - MTL™600 (Underscores Indicate a Variable Value: Specify Keyway & Keying)
_ 86 _ -PPL-NG-__	Cylinder-Complete for NG-Series Padlock - MTL™400 (Underscores Indicate a Variable Value: Specify Keyway & Keying)

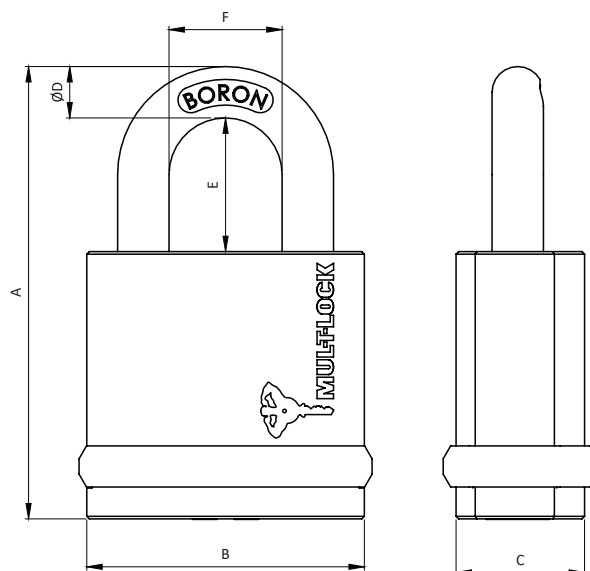
\* Interactive® follows MTL™800 pricing



NG08 / NG10 Measurements

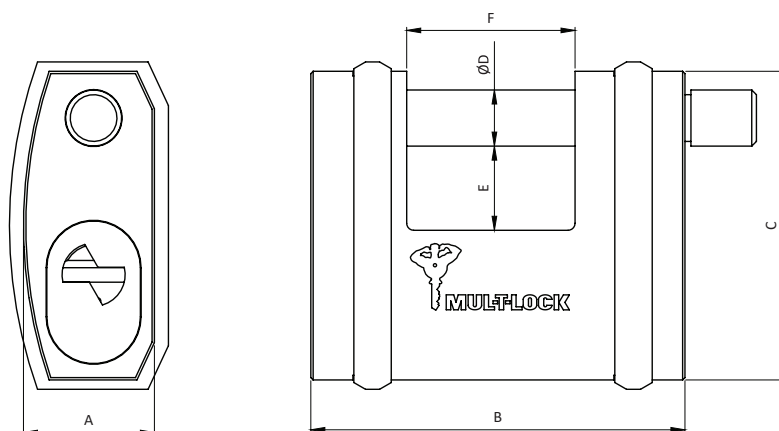
		Body				Shackle			Standard Grade
Model		A	B	C	D	E		F	
						LG1	LG2		
NG08	mm	87	54	25	8	27	50	24	3
	inches	3.42	2.12	1	0.31	1.06	1.97	.94	
NG10	mm	88	54	25	10	26	50	22	3
	inches	3.46	2.12	1	0.39	1.02	1.97	0.86	





## NE10L / NE12L / NE14L Measurements

Model		Body				Shackle		F	Standard Grade
		A	B	C	D	LE1	LE2		
NE10L	mm	95	54	54	10	25	50	28	4
	inches	3.42	2.12	1	0.39	1	1.97	1.10	
NE12L	mm	88	66	28	12	25	50	30	5
	inches	3.46	2.60	1.10	0.47	1	1.97	1.18	
NE14L	mm	88	66	28	14	26	50	32	6
	inches	3.46	2.66	1.10	0.55	1.02	1.97	1.26	



## NE12SB Measurements

Model		Body				Shackle		F	Standard Grade
		A	B	C	D	E			
NE12SB	mm	28	80	66	12	18		36	5
	inches	1.10	3.15	2.60	0.47	0.71		1.42	



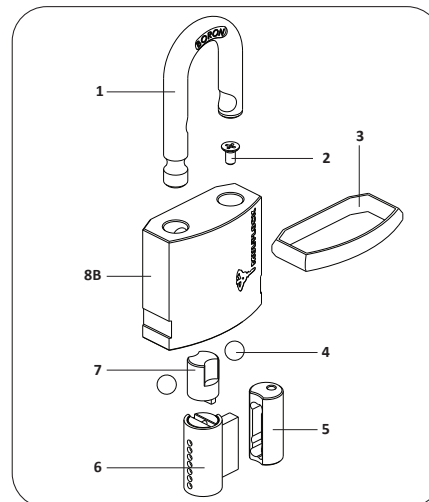
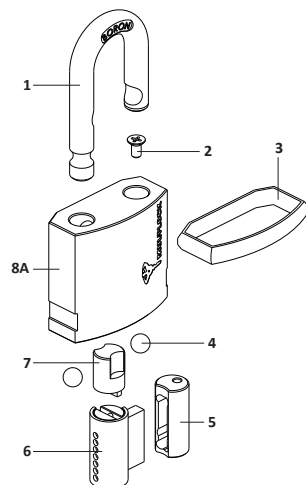
## Parts for NG-Series Padlocks

Part #	Description
1 PPL-SHAC-NG__-G_	Shackle for NG-Series Padlock (Underscores Indicate a Variable Value: Specify Size)
2 PPL-SCR-NG_	Screw for NG-Series Padlock (Not Sold Separately)
3 PPL-NG_-BUMP	Protective Bumper for NG-Series Padlock (Not Sold Separately)
4 PPL-NG_-BB	Locking Ball for NG-Series Padlock (Not Sold Separately)
5 PPL-NG-CYLHOLD	Cylinder-Holder for NG-Series Padlock (Not Sold Separately)
6 __B2-PPL-NG_-	Cylinder-Complete for NG-Series Padlock (MTL™800 - Specify Keyway & Keying)
__-PPL-NG_-	Cylinder-Complete for NG-Series Padlock (MTL™600 - Specify Keyway & Keying)
_86_-PPL-NG_-	Cylinder-Complete for NG-Series Padlock (MTL™400 - Specify Keyway & Keying)
7 PPL-NG-CAMACT	Cam Activator for NG-Series Padlock (Not Sold Separately)
8A N/A	Body for NG-Series Padlock Low Guard (Not Sold Separately)
8B N/A	Body for NG-Series Padlock High Guard (Not Sold Separately)
PCY-SECPIN-2X10	Grooved Pin (not pictured)

\* Interactive® follows MTL™800 pricing

## Shackles for NE and NG-Series Padlocks

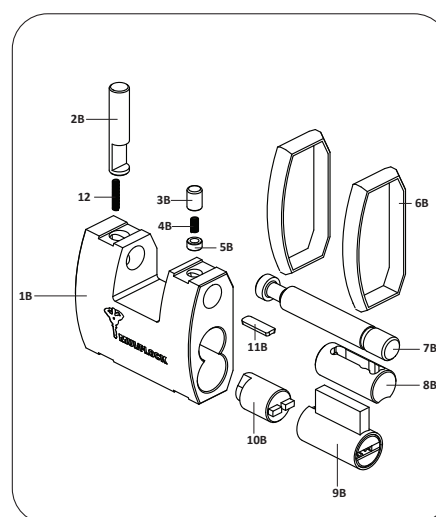
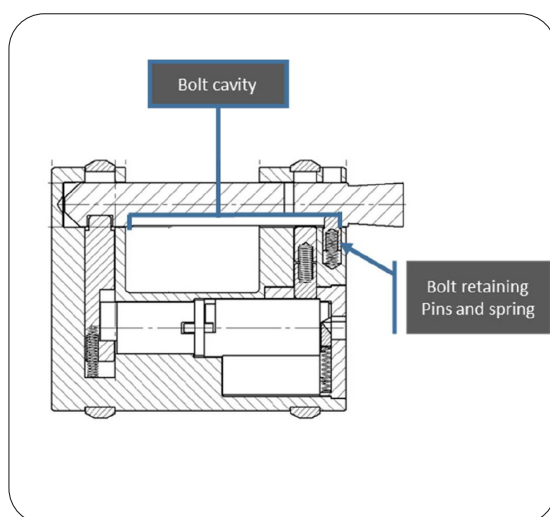
Part #	Description
PPL-SHAC-NE10-E1	Shackle NE-Series Padlock #10 (1" Clearance)
PPL-SHAC-NE10-E2	Shackle NE-Series Padlock #10 (2" Clearance)
PPL-SHAC-NE12-E1	Shackle NE-Series Padlock #12 (1" Clearance)
PPL-SHAC-NE12-E2	Shackle NE-Series Padlock #12 (2" Clearance)
PPL-SHAC-NE14-E1	Shackle NE-Series Padlock #14 (1" Clearance)
PPL-SHAC-NE14-E2	Shackle NE-Series Padlock #14 (2" Clearance)
PPL-SHAC-NG08-G1	Shackle NG-Series Padlock #08 (1" Clearance)
PPL-SHAC-NG08-G2	Shackle NG-Series Padlock #08 (2" Clearance)
PPL-SHAC-NG10-G1	Shackle NG-Series Padlock #10 (1" Clearance)
PPL-SHAC-NG10-G2	Shackle NG-Series Padlock #10 (2" Clearance)





## Parts for NE and NG-Series SBE Padlocks

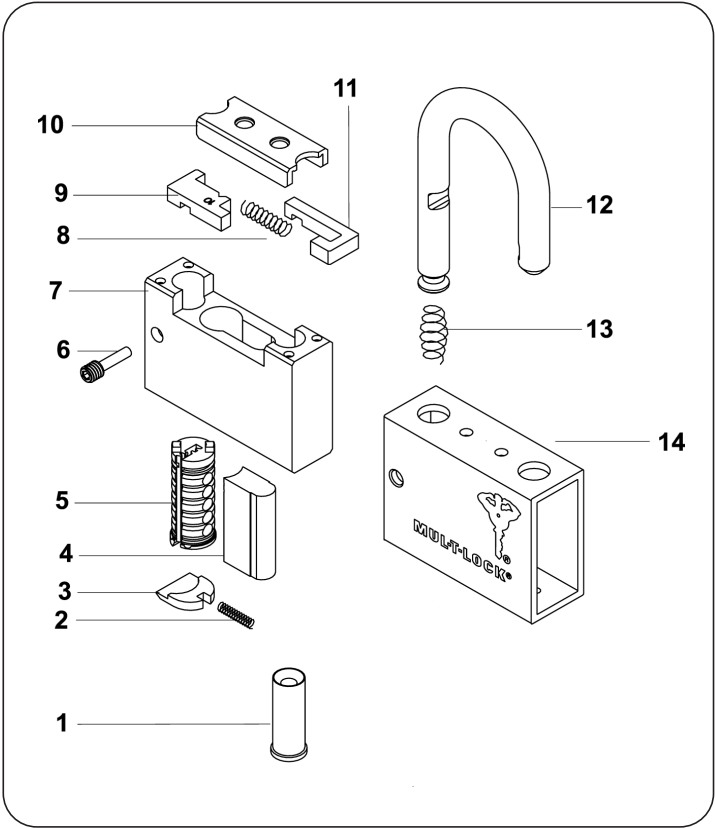
Part #	Description
1A N/A	Body for NE-Series SB Padlock (Not Sold Separately)
1B N/A	Body for NG-Series SB Padlock (Not Sold Separately)
2A PPL-NE-SB-LAT	Latch for NE-Series #12 SB Padlock (Not Sold Separately)
2B PPL-NG-SB-LAT	Latch for NG-Series #10 SB Padlock (Not Sold Separately)
3A PPL-NE-PIN-STOP	Stopper Pin for NE-Series #12 SB Padlock (Not Sold Separately)
3B PPL-NG-PIN-STOP	Stopper Pin for NG-Series #10 SB Padlock (Not Sold Separately)
4A PPL-NE-SPR-STOP	Stopper Spring for NE-Series #12 SB Padlock (Not Sold Separately)
4B PPL-NG-SPR-STOP	Stopper Spring for NG-Series #10 SB Padlock (Not Sold Separately)
5A PPL-NE-PIN-STOP	Stopper Pin for NE-Series #12 SB Padlock (Not Sold Separately)
5B PPL-NG-PIN-STOP	Stopper Pin for NG-Series #10 SB Padlock (Not Sold Separately)
6A PPL-NE-SB-BUMP	Protective Bumper for NE-Series SB Padlock (Not Sold Separately)
6B PPL-NG-SB-BUMP	Protective Bumper for NG-Series SB Padlock (Not Sold Separately)
7A PPL-NE_ _SB-BLT	Locking Bolt for NE-Series #12 SB Padlock (Not Sold Separately)
7B PPL-NG_ _SB-BLT	Locking Bolt for NG-Series #10 SB Padlock (Not Sold Separately)
8A PPL-NE-SB-CYLHOLD	Cylinder-Holder for NE-Series #12 SB Padlock (Not Sold Separately)
8B PPL-NG-SB-CYLHOLD	Cylinder-Holder for NG-Series #10 SB Padlock (Not Sold Separately)
9A _ _ B2-PPL-NE_ _	Cylinder Complete for NE-Series Padlock (MTL™800 - Specify Keyway & Keying)
9A _ _ _-PPL-NE_ _	Cylinder Complete for NE-Series Padlock (MTL™600 - Specify Keyway & Keying)
9A _ 86_-PPL-NE_ _	Cylinder Complete for NE-Series Padlock (MTL™400 - Specify Keyway & Keying)
9B _ _ B2-PPL-NG_ _	Cylinder Complete for NG-Series Padlock (MTL™800 - Specify Keyway & Keying)
9B _ _ _-PPL-NG_ _	Cylinder Complete for NG-Series Padlock (MTL™600 - Specify Keyway & Keying)
9B _ 86_-PPL-NG_ _	Cylinder Complete for NG-Series Padlock (MTL™400 - Specify Keyway & Keying)
10A PPL-NE-SB-CAMACT	Cam Activator for NE-Series #12 SB Padlock (Not Sold Separately)
10B PPL-NG-SB-CAMACT	Cam Activator for NG-Series #10 SB Padlock (Not Sold Separately)
11A PPL-NE-SB-SPR-SHUT	Shutter Spring for NE-Series #12 SB Padlock (Not Sold Separately)
11B PPL-NG-SB-SPR-SHUT	Shutter Spring for NG-Series #10 SB Padlock (Not Sold Separately)
12A PPL-NE-SB-SHUTTER	Shutter for NE-Series #12 SB Padlock (Not Sold Separately)
12B PPL-NG-SB-SHUTTER	Shutter for NG-Series #10 SB Padlock (Not Sold Separately)



Parts for C-Series Pop Shackle Padlocks

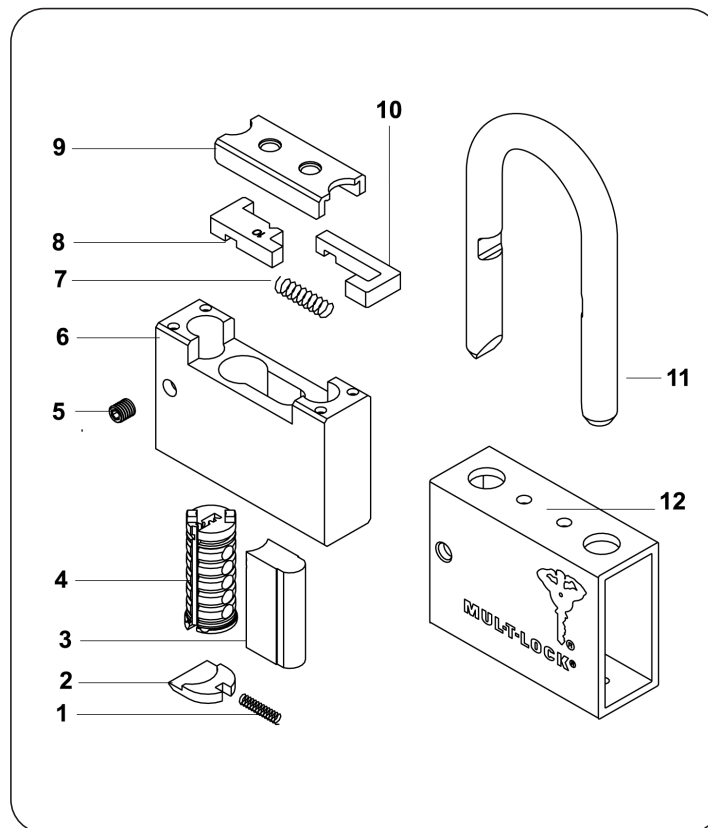
Part #	Description
1 PPL-C-ROL_ _ _	Roll Pin for C-Series Padlocks (Specify Size) (Not Available for #08P)
2 PPL-C-DUST-SPR	Dust Cover Spring for C-Series Padlocks
3 PPL-C-DUST	Dust Cover for C-Series Padlocks
4 N/A	Cylinder Body for C-Series Padlocks (Not Sold Separately)
5 N/A	Cylinder Plug for C-Series Padlocks (Not Sold Separately)
6 PPL-SCR-C-POPRET	Retainer Pin for Pop Shackle C-Series Padlocks
7 N/A	Core for C-Series Padlocks (Not Sold Separately)
8 PPL-C-LAT_ _-SPR	Spring for Latch for C-Series Padlocks (Specify Size)
9 PPL-C-LAT_ _-PKR-SH	Latch Key Retaining for Pop C-Series Padlocks-Short (Specify Size)
10 PPL-C-LATCOVER	Latch Cover for C-Series Padlocks (Specify Size)
	PPL-C-LAT_ _-PKR-LG Latch Key Retaining for Pop C-Series Padlocks-Long (Specify Size)
	PPL-SHAC-C_ _-P-C1 Shackle for Pop C-Series Padlocks (Specify Size)
	PPL-C-SHAC_ _ _-SPR Shackle Spring for C-Series Padlocks (Specify Size)
N/A	Shell for C-Series Padlocks (Not Sold Separately)

Due to design enhancements and subsequent part changes, please be sure to specify estimated age of E-Series padlock when ordering parts.



## Parts for C-Series Removable Shackle Padlocks

Part #	Description
1 PPL-C-DUST-SPR	Dust Cover Spring for C-Series Padlocks
2 PPL-C-DUST	Dust Cover for C-Series Padlocks
3 N/A	Cylinder Body for C-Series Padlocks (Not Sold Separately)
4 N/A	Cylinder Plug for C-Series Padlocks (Not Sold Separately)
5 PPL-SCR-C-REM	Allen Screw for Removable Shackle C-Series Padlocks
6 N/A	Core for C-Series Padlocks (Not Sold Separately)
7 PPL-C-LAT_ _-SPR	Spring for Latch for C-Series Padlocks (Specify Size)
8 PPL-C-LAT_ _R-SH	Latch for Removable C-Series Padlocks-Short (Specify Size)
9 PPL-C-LATCOVER	Latch Cover for C-Series Padlocks (Specify Size)
10 PPL-C-LAT_ _R-LG	Latch for Removable C-Series Padlocks-Long (Specify Size)
11 PPL-SHAC-C_ _R-C1	Shackle for Removable C-Series Padlocks (Specify Size)
12 N/A	Shell for C-Series Padlocks (Not Sold Separately)



## Cylinders for C-Series Padlocks

Part #	Description
___-PPL-C08CYL	Cylinder for C-Series Padlock #8 - MTL™800
___-PPL-C08CYL	Cylinder for C-Series Padlock #8 - MTL™600
___-PPL-C08CYL	Cylinder for C-Series Padlock #8 - MTL™400
___-PPL-C10CYL	Cylinder for C-Series Padlock #10, 13, AND 16 - MTL™800
___-PPL-C10CYL	Cylinder for C-Series Padlock #10, 13, AND 16 - MTL™600
___-PPL-C10CYL	Cylinder for C-Series Padlock #10, 13, AND 16 - MTL™400

\* Interactive® follows MTL™800 pricing

## Parts for C-Series Removable Shackle Padlocks (Not Pictured)

Part #	Description
PPL-C-LAT_ _PNK-SH	Latch Non-Key Retaining for Pop C-Series Padlocks-Short (Specify Size)
PPL-C-LAT_ _PNK-LG	Latch Non-Key Retaining for Pop C-Series Padlocks-Long (Specify Size)

## Shackles for C-Series Padlocks

Part #	Description
PPL-SHAC-C08P-C1	Shackle C-Series Padlock #8 Pop (7/8" Clearance)
PPL-SHAC-C08P-C2	Shackle C-Series Padlock #8 Pop (2" Clearance)
PPL-SHAC-C08P-C3	Shackle C-Series Padlock #8 Pop (4" Clearance)
PPL-SHAC-C10P-C1	Shackle C-Series Padlock #10 Pop (1 1/4" Clearance)
PPL-SHAC-C10P-C2	Shackle C-Series Padlock #10 Pop (2 1/2" Clearance)
PPL-SHAC-C10P-C3	Shackle C-Series Padlock #10 Pop (4" Clearance)
PPL-SHAC-C10R-C1	Shackle C-Series Padlock #10 Rem. (1 1/4" Clearance)
PPL-SHAC-C10R-C2	Shackle C-Series Padlock #10 Rem. (2 1/2" Clearance)
PPL-SHAC-C10R-C3	Shackle C-Series Padlock #10 Rem. (4" Clearance)
PPL-SHAC-C13P-C1	Shackle C-Series Padlock #13 Pop (1 1/2" Clearance)
PPL-SHAC-C13P-C2	Shackle C-Series Padlock #13 Pop (2 1/4" Clearance)
PPL-SHAC-C13P-C3	Shackle C-Series Padlock #13 Pop (4" Clearance)
PPL-SHAC-C13R-C1	Shackle C-Series Padlock #13 Rem. (1 1/2" Clearance)
PPL-SHAC-C13R-C2	Shackle C-Series Padlock #13 Rem. (2 1/4" Clearance)
PPL-SHAC-C13R-C3	Shackle C-Series Padlock #13 Rem. (4" Clearance)
PPL-SHAC-C16R-C1	Shackle C-Series Padlock #16 Rem. (1 1/2" Clearance)
PPL-SHAC-C16R-C2	Shackle C-Series Padlock #16 Rem. (2 1/4" Clearance)
PPL-SHAC-C16R-C3	Shackle C-Series Padlock #16 Rem. (4" Clearance)

## Shackles Protectors for C-Series Padlocks

Part #	Description
PPL-ACC-CSP10P	Shackle Protector for #10 Pop C-Series Padlock
PPL-ACC-CSP13P	Shackle Protector for #13 Pop C-Series Padlock

MTL™800

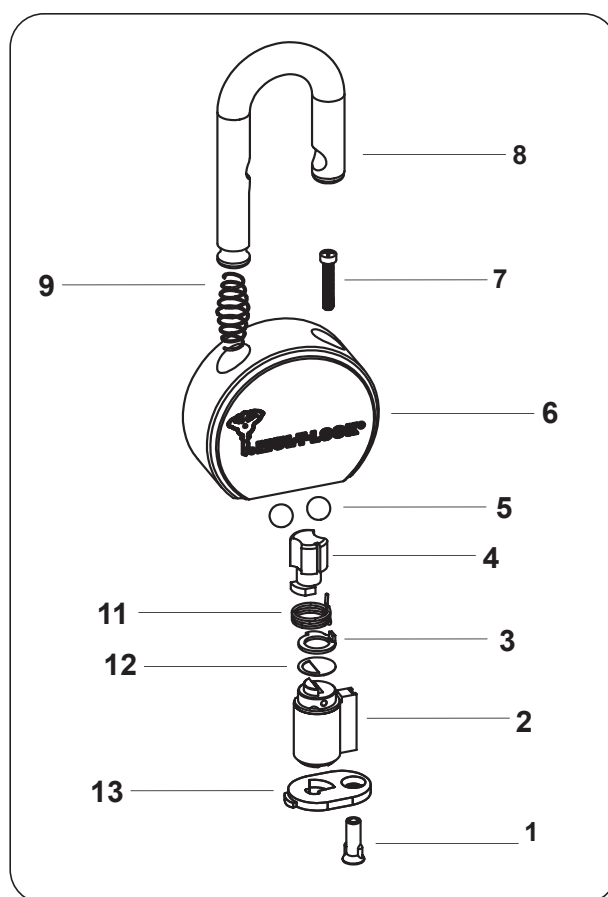
MTL™600

MTL™400



## Parts for T-Series Padlocks TSR

Part #	Description
1 PPL-TSR-SETPIN	Set Pin for Cylinder Retainer Plate for TSR Padlock (Not Sold Separately)
2 KW-PPL-TSR	Cylinder for T-Series Padlock TSR (See Below)
3 PPL-TSR-CAMRING	Cam Ring for Cylinder for T-Series Padlock TSR (Not Sold Separately)
4 PPL-TSR-CAMACT	Cam Activator for T-Series Padlock TSR (Not Sold Separately)
5 PPL-TSR-LCKBALL	Locking Ball for T-Series Padlock TSR (Not Sold Separately)
6 N/A	Body for T-Series Padlock TSR (Not Sold Separately)
7 PPL-SCR-TSR-CYRET	Set Screw for Cyl. Retainer Plate for TSR Padlock (Not Sold Separately)
8 N/A	Shackle for T-Series Padlock TSR (Not Sold Separately)
9 PPL-TSR-SHAC-SPR	Shackle Spring for T-Series Padlock TSR (Not Sold Separately)
11 PPL-TSR-CAMSPR	Cam Spring for T-Series Padlock TSR (Not Sold Separately)
12 PPL-TSR-CAMLIM	Cam Limiter Disc for T-Series Padlock TSR (Not Sold Separately)
13 PPL-TSR-CYLPLATE	Cylinder Protector Plate for T-Series Padlock TSR (Not Sold Separately)

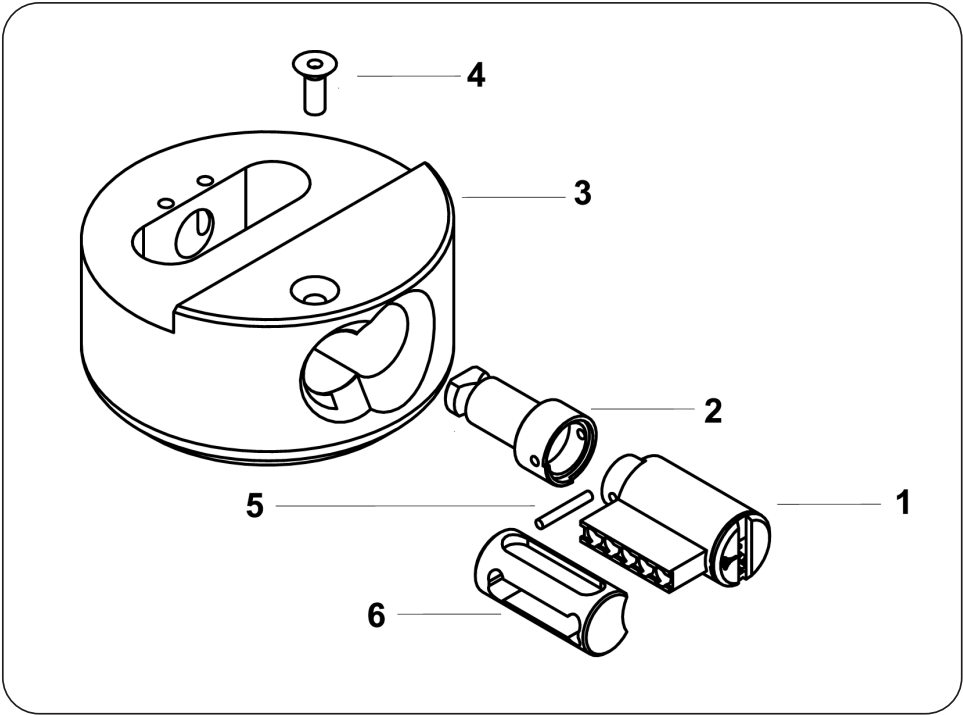


Parts for T-Series Padlocks TR100

Part #	Description
1 N/A	Cylinder (Plug & Shell) for T-Series Padlock TR100 (Not Sold Separately)
2 PPL-TR100-BLT	Locking Bolt for T-Series Padlock TR100 (Not Sold Separately)
3 N/A	Body for T-Series Padlock TR100 (Not Sold Separately)
4 PPL-SCR-TR100	Retainer Screw for Cylinder for T-Series Padlock TR100
5 PPL-TR100-CONPIN	Connecting Pin for Cyl. & Locking Bolt for TR100 (Not Sold Separately)
6 PPL-TR100-CYLBASE	Cylinder Base for T-Series Padlock TR100 (Not Sold Separately)

Cylinders for T-Series Padlocks

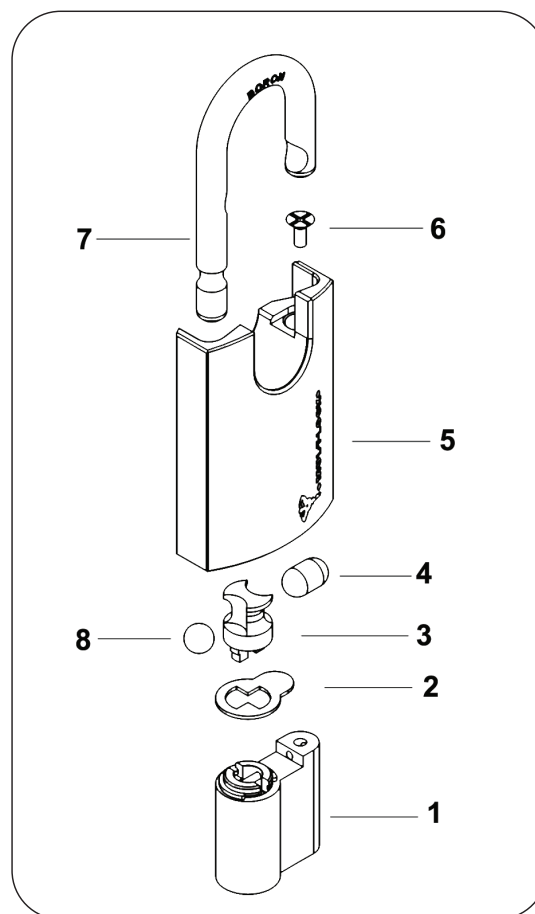
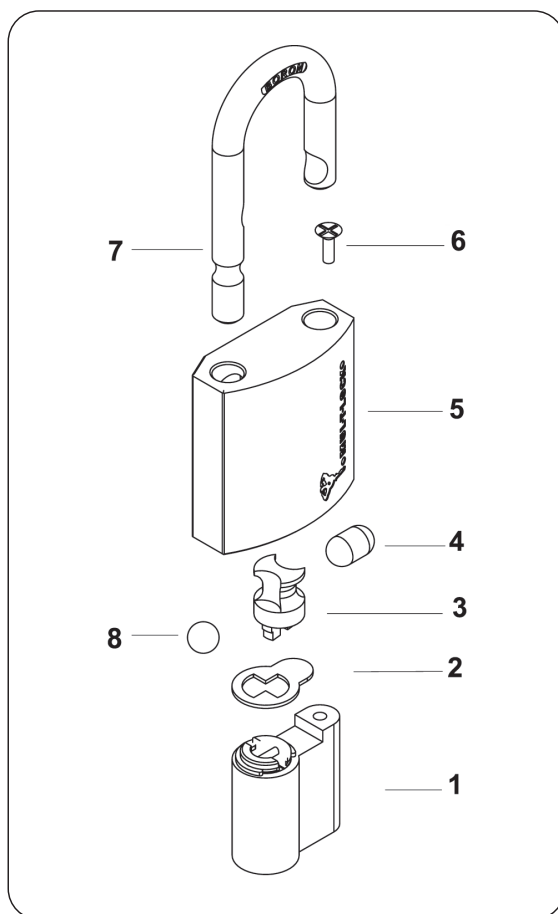
Part #	Description
___-PPL-TSR-__	Cylinder for T-Series Padlock TSR (Underscores Indicate Variable Value: Specify Keyway and Keying)
___-PPL-TR100-__	Cylinder for T-Series Padlock TR100 (Underscores Indicate Variable Value: Specify Keyway and Keying)



## Parts for G-Series Padlocks #47 & #47P

Part #	Description
1    _ _ _ B2-PPLG-_	Cylinder for G-Series Padlocks (See Below) (Underscores Indicate a Variable Value: Specify Keyway & Keying) - MTL™ 800
_ _ _ -PPLG-_	Cylinder for G-Series Padlocks (See Below) (Underscores Indicate a Variable Value: Specify Keyway & Keying) - MTL™ 600
_ 86 _ -PPLG-_	Cylinder for G-Series Padlocks (See Below) (Underscores Indicate a Variable Value: Specify Keyway & Keying) - MTL™ 400
2    PPL-G-CAMLIM	Cam Limiter Disc for G-Series Padlocks (Not Sold Separately)
3    PPL-G-CAMACT	Cam Activator for G-Series Padlocks (Not Sold Separately)
4    PPL-G47-LCKBAL-LG	Locking Ball for G-Series Padlocks #47-Long (Not Sold Separately)
5    N/A	Body for G-Series Padlocks #47 & #47P (Not Sold Separately)
6    PPL-SCR-G-RET	Retainer Screw for Cylinder for G-Series Padlocks
7    PPL-SHAC-G47-G1	Shackle for G-Series Padlocks #47 (1" Clearance)
8    PPL-G47-LCKBAL-SH	Locking Ball for G-Series Padlocks #47-Short (Not Sold Separately)

Due to design enhancements and subsequent part changes, please be sure to specify estimated age of G-Series padlock when ordering parts.



MTL™ 800

MTL™ 600

MTL™ 400

## Parts for G-Series Padlocks #55 & #55P

Part #	Description
1    _ _ _ B2-PPLG- _	Cylinder for G-Series Padlocks (See Below) (Underscores Indicate a Variable Value: Specify Keyway & Keying) - MTL™800
_ _ _ -PPLG- _	Cylinder for G-Series Padlocks (See Below) (Underscores Indicate a Variable Value: Specify Keyway & Keying) - MTL™600
_ 86 _ -PPLG- _	Cylinder for G-Series Padlocks (See Below) (Underscores Indicate a Variable Value: Specify Keyway & Keying) - MTL™400
2    PPL-G-CAMLIM	Cam Limiter Disc for G-Series Padlocks (Not Sold Separately)
3    PPL-G-CAMACT	Cam Activator for G-Series Padlocks (Not Sold Separately)
4    PPL-G55-LCKBAL	Locking Ball for G-Series Padlocks #55 (Not Sold Separately)
5    N/A	Body for G-Series Padlocks #55 & # 55P (Not Sold Separately)
6    PPL-SCR-G-RET	Retainer Screw for Cylinder for G-Series Padlocks
7    PPL-SHAC-G55-G1	Shackle for G-Series Padlocks #55 (1" Clearance)
8    PPL-G55-LCKBAL-SH	Locking Ball for G-Series Padlocks #55-Short (Not Sold Separately)



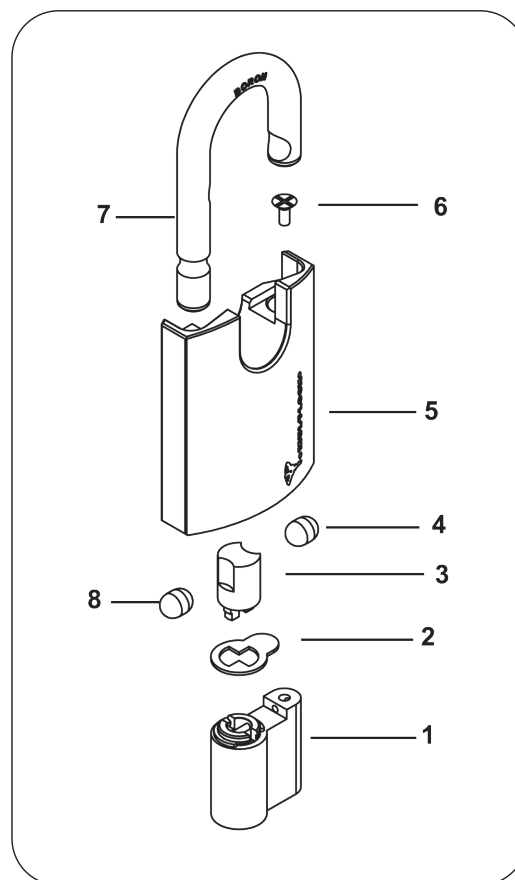
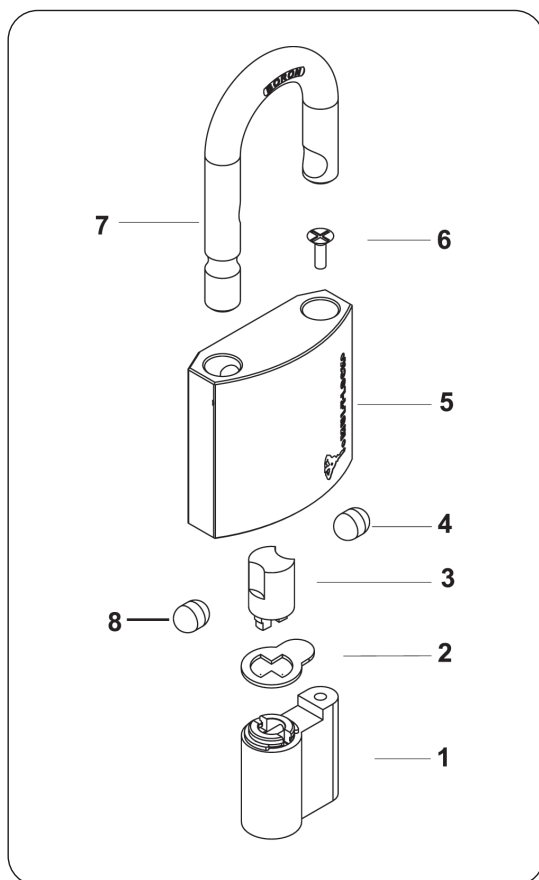


## Shackles for G-Series Padlocks

Part #	Description
PPL-SHAC-G47-G1	Shackle for G-Series Padlock #47 (1.043" Clearance)
PPL-SHAC-G47-G2	Shackle for G-Series Padlock #47 (1.968" Clearance)
PPL-SHAC-G55-G1	Shackle for G-Series Padlock #55 (1.062" Clearance)
PPL-SHAC-G55-G2	Shackle for G-Series Padlock #55 (1.949" Clearance)

## Cylinders for G-Series Padlocks

Part #	Description
___ B2-PPLG-__	Cylinder for G-Series Padlocks (See Below) (Underscores Indicate a Variable Value: Specify Keyway & Keying) - MTL™ 800
___ -PPLG-__	Cylinder for G-Series Padlocks (See Below) (Underscores Indicate a Variable Value: Specify Keyway & Keying) - MTL™ 600
_ 86 _ -PPLG-__	Cylinder for G-Series Padlocks (See Below) (Underscores Indicate a Variable Value: Specify Keyway & Keying) - MTL™ 400

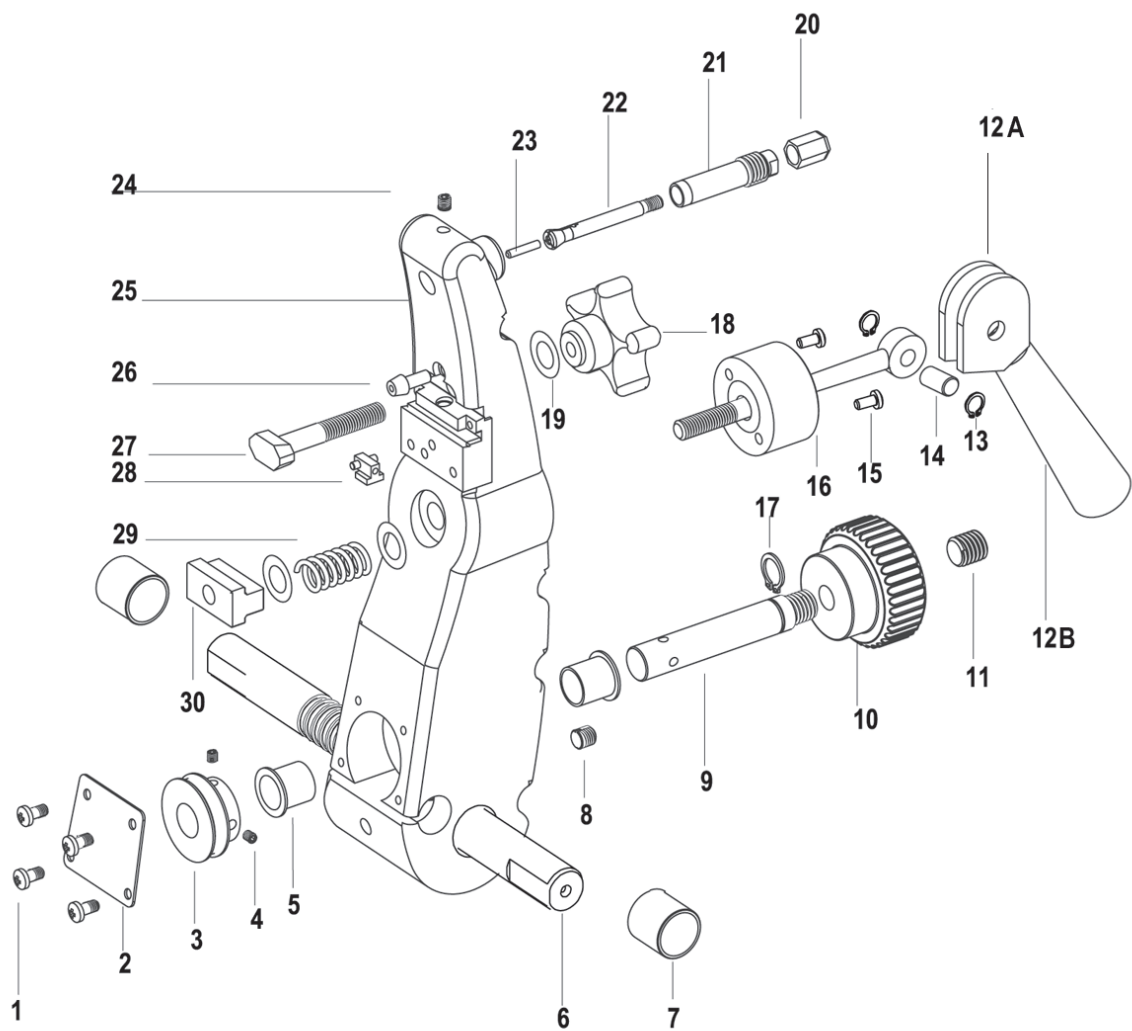


# Key Cutting Machine Parts



## Compact 2 Key Cutting Machine Parts (Cutting Arm)

Part #	Description
1 N/A	Screw for Cable Wheel Cover (Not Sold Separately)
2 PKM-C2-COVERPULLY	Cable Wheel Cover
3 PKM-C2-PULLEY-CAB	Cable Wheel
PKM-C2-CABLE	Cable - (not pictured)
4 PPL-SCR-C-REM	Socket Set Screw for Cable Wheel
5 N/A	Bushing for Cable Wheel (Not Sold Separately)
6 N/A	Central Shaft for Arm (Not Sold Separately)
7 N/A	Bronze Bushing for Central Shaft Arm (Not Sold Separately)
8 N/A	Screw for Central Shaft Arm (Not Sold Separately)
9 N/A	Cable Wheel Shaft (Not Sold Separately)
10 PKM-CABWHE-HAN	Round Handle for Cable Wheel Shaft
11 N/A	Screw for Round Handle for Cable Wheel Shaft (Not Sold Separately)
12A PKM-ARM-CAM	Arm Cam
12B PKM-ARM-HAN	Arm Handle
13 PKM-ARM-HAN-RNG	Retaining Ring for Arm Handle
14 PKM-ARM-HAN-PIN	Retaining Pin for Arm Handle
15 PKM-SCR-PRECOR	Screws for Pressure Coordinator
16 PKM-C2-CLUTCHASSEM	Pressure Coordinator
17 N/A	Retaining Ring for Cable Wheel Shaft (Not Sold Separately)
18 PKM-CLABLT-HAN	Clamping Bolt Handle
19 PKM-CLABLT-WAS	Washer for Clamping Bolt Arm Handle
20 PKM-PROBE-COM	Nut for Probe (Not Sold Separately - Must Order Complete Probe Assembly) - Includes Probe Tip -part #23
21 PKM-PROBE-COM	Housing for Probe (Not Sold Separately - Must Order Complete Probe Assembly) - Includes Probe Tip -part #23
22 PKM-PROBE-COM	Holder for Probe (Not Sold Separately - Must Order Complete Probe Assembly) - Includes Probe Tip -part #23
23 PKM-C2-PROBE-PIN	Probe Tip
24 N/A	Locking Screw for Probe (Not Sold Separately)
25 N/A	Arm (Not Sold Separately)
26 PKM-ARM-PIN	Pin for Arm
27 PKM-HOLBAR	Holding Bar for Arm
28 PKM-C2-STOP-ASSBLY	Tip Stop Assembly
29 N/A	Spring for Holding Bar (Not Sold Separately)
30 N/A	T-Nut for Holding Bar (Not Sold Separately)



# Key Cutting Machine Parts

## Compact 2 Key Cutting Machine Parts (Base)

Part #	Description
1 PKM-C2-MOTORPULLY	Motor Drive Wheel
2 PKM-C2-BELT_ _ _	Belt for Motor Drive Wheel (Indicate size: 445 or 430)
3 PKM-FL-BEARING1	Bearing for Drive Shaft N.T.N 7203B
4 PKM-C1-SHAFT	Drive wheel
PKM-C2-PULLY58	
PKM-FL-DRVWHL-S	
5 PKM-FL-BEARING2	Bearing for Drive Shaft N.T.N 7202B
6 PKM-C2-DRVSHA	Drive Shaft
7	Tumbler Disc
8 PKM-C2-TUMDSC-H3	Tumbler Disc Handle #3
9 PKM-C2-TUMDSC-H2	Tumbler Disc Handle #2
10 PKM-C2-TUMDSC-H1	Tumbler Disc Handle #1
11	Top Cover
12 PKM-C2-LOCPLT	Locating Plate
13	Shaft for Tumbler Disk
14 PKM-CUTTER-PAIR	Cutter (External) (Cutters are only sold in pairs) for all key machines
15 PKM-CUTTER-PAIR	Cutter (Internal) (Cutters are only sold in pairs) for all key machines
16 PKM-MOTOR-110V	Electric motor 110v-100V
17 PKM-SCR-CUTTERHOLD	Set Screw for Cutters
18 PKM-C2-GRNSWITCH	Switch - DECA p16pmu2-1ab0G
19 PKM-C2-REDSWITCH	Switch - DECA p16pmu2-1ab0R
20 205SP-SW22-NS-D	Factory Restricted Switch Lock Ø 7/8" KD w/2 Nylon Head Keys

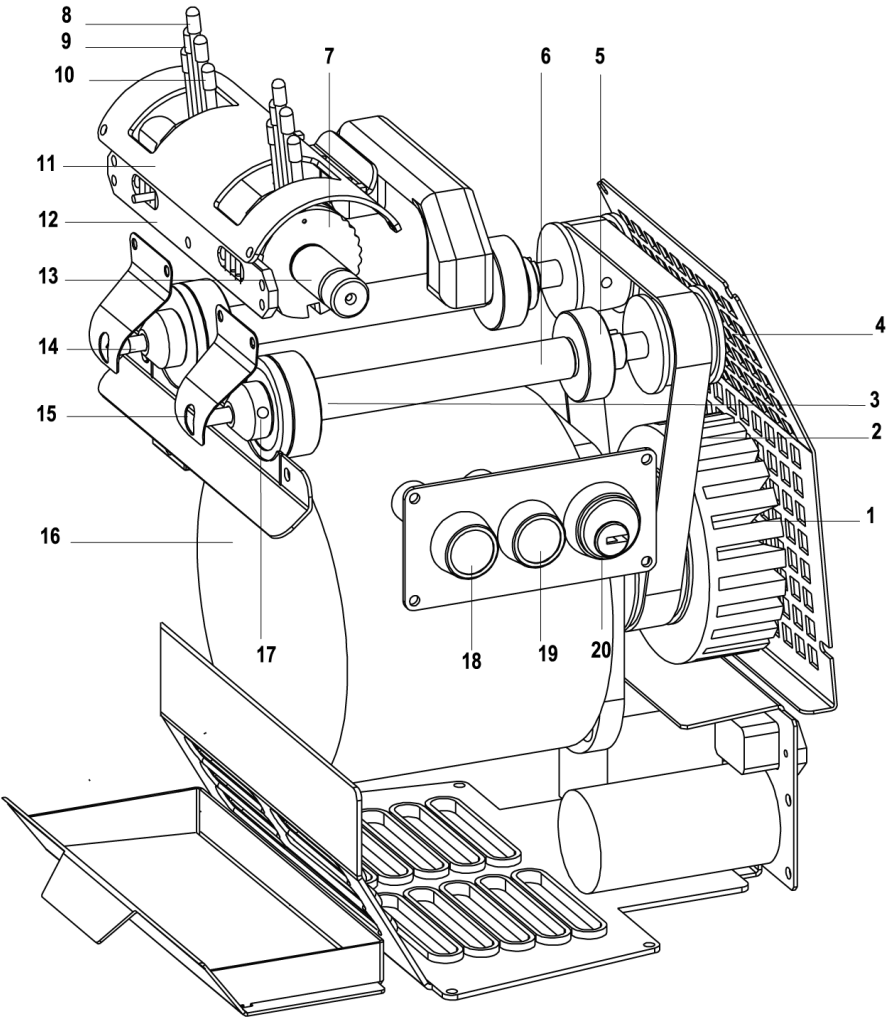
## Parts for Key Cutting Machine (Full & Compact) (Not Pictured)

Part #	Description
PKM-CUTTER-PROT	Interactive®+ Disc Protector for Full Size Key Cutting Machine
PKM-PROBE-COM	Probe Assembly for Key Cutting Machine-Complete (Full & Compact 1&2)
PKM-FL-FIXPIN	Bar Fixing Pin for Key Cutting Machine (Full)
PKM-CUTTER-PAIR	Cutters for Key Cutting Machine-Complete Pair (Full, Compact 1&2, & KC5)
PKM-C2-STOP-ASSBLY	Tip Stop for Key Cutting Machine (Full & Compact 1)
PKM-C2-SIDEPINADAP	Adaptor for Cutting Side Pins
PKM-C-STOP-ICCKEY	Adaptor for Cutting Control Key for ICC Cylinders
PKM-C-CUBESTOP-PIN	Tip Stop for Key Cutting Machine (Compact II)
PKM-ONOFFSWITCH	Push Button Start Stop Square
PKM-CORD	Cord for Key Cutting Machine (Compact 1&2 & KC5)
PKM-FS-COVER-BACK	Back Cover
PKM-C2-CABLE	Cable - (not pictured)

## Parts for Key Cutting Machine (KC5) - (Not Pictured)

Part #	Description
PKM-KC5-LCDDISPLAY	LCD Display
PKM-KC5-BELT	Belt for KC5 Key Cutting Machine
PKM-CUTTER-PAIR	External and Internal Cutters
PKM-KC5-SNAKE-CUT	Snake Cut Cutter for KC5
PKM-KC5-REFURB-USB	Controller for KC5 - refurbished - USB
PKM-KC5-REFURB-IP	Controller for KC5 - refurbished - Network







[www.mul-t-lockusa.com](http://www.mul-t-lockusa.com)

# MUL-T-LOCK® MASTER KEYING

Mul-T-Lock® offers a quick and reliable solution to your master keying needs.  
Below is a list of terms and procedures to be used when requesting a Master Key System.

## » TERMS

GM - GRAND MASTER  
M... - SUB-MASTER OR CHANGE KEYS

Change or individual keys determine the sub-group or complete system level number.

For Instance:

A 2-Level System with 10 Change Keys

**Example:**

GM

M1 thru M10

A 3-Level System with 2 Subs and 5 Changes Under Each

**Example:**

GM

M1

M1.1 thru M1.5

M2

M2.1 thru M2.5

## » PROCEDURES

A Hierarchical (or tree) system is the most common Master Key System design.

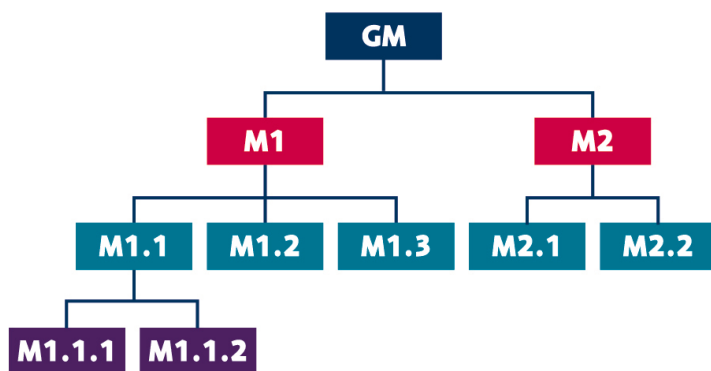
To request a standard tree Master key system, please contact your local Territory Manager or our Customer Service for assistance.

A Matrix System is utilized when cross-keying needs to occur.

The Matrix chart will help you and your customer in the design of a Matrix system.

Begin by labeling the doors in one column and key holders in the other, then check the corresponding boxes to show authorizations. **See Page 196.**

Once this chart is filled out, email it to [orders@mul-t-lockusa.com](mailto:orders@mul-t-lockusa.com) with the subject line "Master Key System Request", and one of our technicians will work on the solution for you.



TREE

	01	02	03	04
K1	✗	✗	✗	✗
K2		✗		
K3		✗	✗	
K4		✗		✗

MATRIX







## Master Key System Layout Chart

Dealer Name

Customer Name

[illegible]

# MUL-T-LOCK® KEY & CYLINDER MAINTENANCE

In order retain warranty eligibility, please review, implement and communicate to all users the proper maintenance procedures below to ensure continued proper function of Mul-T-Lock's high security keys and cylinders.

## » MUL-T-LOCK® KEYS (Pertains to all Mul-T-Lock® keys)

- Mul-T-Lock® keys must be kept clean and must retain a straight blade – do not use keys for anything other than their intended duty – to lock/unlock your lock cylinders (keys may not be used as a tool such as a knife, screwdriver, etc.)
- Additional Mul-T-Lock® keys may be obtained only from authorized Mul-T-Lock® dealers. Only genuine Mul-T-Lock® keys may be used to operate Mul-T-Lock® lock cylinders.
- Remember that the cuts of your keys contain personal information about your lock cylinder combination and must be treated like any other confidential information you have.



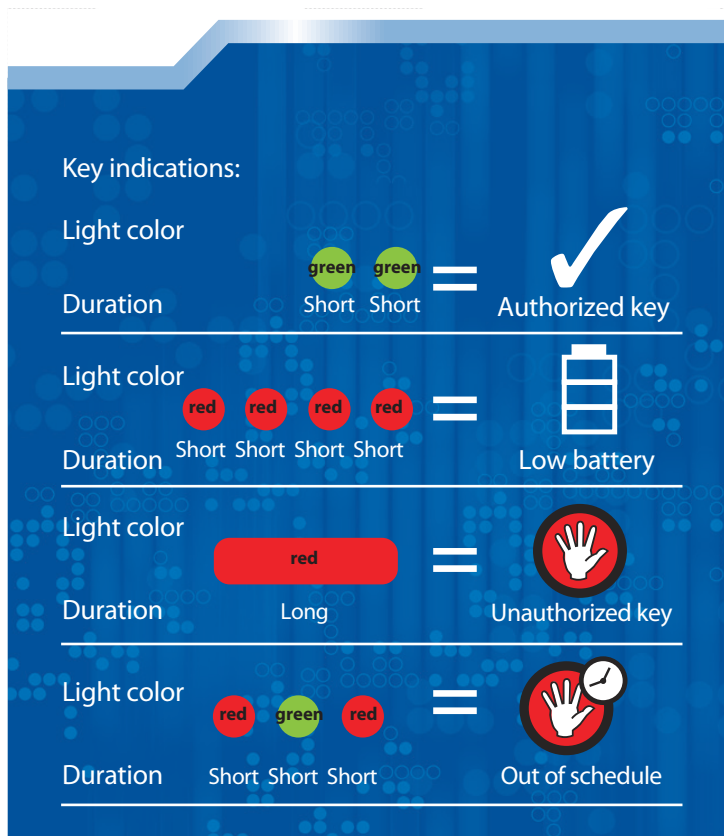
## » MUL-T-LOCK® CLIQ® SMART KEYS

(Additional care instructions for CLIQ® keys)

CLIQ® keys must be kept dry and be free of moisture, dirt and debris before insertion into a CLIQ® cylinder. Should CLIQ® keys come into contact with any liquid, allow keys to dry completely before attempting to insert it into a CLIQ® e-cylinder.



See below for further information on key indications:





# MUL-T-LOCK® KEY & CYLINDER MAINTENANCE

In order to retain warranty eligibility, please review, implement and communicate to all users the proper maintenance procedures below to ensure continued proper function of Mul-T-Lock's high security keys and cylinders.

## » MUL-T-LOCK® MECHANICAL AND E-CYLINDERS

- Mul-T-Lock® cylinders must be installed correctly into freely operating locks. A misaligned door or poorly installed lock will cause an unnecessary load and friction that can damage cylinders.
- Never paint any external or internal part of a cylinder, and do not hose or chemical wash.
- MECHANICAL Mul-T-Lock® Cylinders must be frequently lubricated with Mul-T-Lock® liquid lubricant. The frequency of lubrication required will depend upon weather, environment, cylinder usage and location. All cylinders must be lubricated at least twice per year. However, cylinders in particular conditions (such as those used on external doors) must be lubricated at least four times per year and whenever users experience difficulty in turning or inserting keys. Use only Mul-T-Lock® special lubricant. Please note that separate rules for lubrication apply to Mul-T-Lock's® CLIQ® e-cylinders (see below).

## » MUL-T-LOCK® KEYS & CYLINDERS IN A MASTER KEY SYSTEM

When Mul-T-Lock® keys and cylinders are part of a master key system, extra care is needed.

All Mul-T-Lock® keys related to a master key system must carry a designation marking, and may only be used in the cylinder for which it is intended. If a Mul-T-Lock® key fails to operate the cylinder(s) it is intended to open, the first action should be verification of key designation to ensure that the appropriate key has in fact been used. When in doubt, contact your authorized Mul-T-Lock® dealer.

- Mul-T-Lock® Keys related to a master key system must be carefully distributed to the appropriate key holders. Accurate and up-to-date records of key distribution should be maintained at all times by the end user to ensure that master key system owners know exactly how many of each key for their system is in circulation and who is in possession of each one.
- Cylinders must be frequently lubricated (See Mul-T-Lock® Cylinders section above).
- Additional Mul-T-Lock® master key system keys may be obtained only from the original authorized Mul-T-Lock® dealer that originally installed the master key system. If a change in the authorized Mul-T-Lock® dealer selected to maintain your master key system is needed, contact Mul-T-Lock® USA, Inc. for proper procedure instructions.

Failure to follow these procedures will void any warranty.

Limited Warranty and Conditions of Sale refer to Mul-T-Lock® USA, Inc. as “Mul-T-Lock®”; a genuine Mul-T-Lock® branded product(s) or offerings by Mul-T-Lock® USA, Inc. as “Product” or “Products”; authorized Mul-T-Lock® dealer, wholesaler or other direct buyer as “Authorized Dealer”; the end user where Mul-T-Lock® Product is installed as “End User”; Limited Warranty as “Warranty”.

## LIMITED WARRANTY

Mul-T-Lock® hereby warrants Product to be free of defects in material and/or workmanship for a period of \*One (1) year for SMARTair®, SMARTair® E-Motion Locks, Traka 21 (not including fobs or seals), Code Handle®, & Electric Strikes and \*Two (2) years for all mechanical products and CLIQ®, from the date of original purchase for use, subject to the terms and conditions indicated below.

For additional Warranty information or Warranty claim service, contact Mul-T-Lock® Customer Service at (973) 778-3320. In the event of a defect in material or workmanship during the Warranty period, Mul-T-Lock® will repair or replace (at its option) the Product under the conditions of this Warranty, this action being the sole remedy available under this expressed Warranty.

In order to initiate a review for eligibility of Warranty claim, End User must first return the Product to Mul-T-Lock®, through the Authorized Dealer from whom the Product was purchased. This return must follow Return Procedures as outlined on pages 204 and 205 be accompanied by proof of initial purchase from the Authorized Dealer. All shipping, handling, travel, service call and/or other incidental and/or related charges are payable by End User or Authorized Dealer only and are not included in this limited warranty.

### Limitations, Exclusions and other Rights:

- Mul-T-Lock® disclaims liability for implied warranties, including but not limited to those of merchantability or fitness for any particular purpose.
- Mul-T-Lock® disclaims liability for indirect, incidental or consequential damage at any time.
- Mul-T-Lock® key blanks are made from a special nickel silver alloy. Mul-T-Lock® warrants its mechanical keys against defects in workmanship or breakage for the life of the Product.
- Bitted Mul-T-Lock® keys must be precisely cut to exact depths. This Warranty shall be void and Mul-T-Lock® disclaims liability of any kind in the event any key other than a genuine Mul-T-Lock® key has been used with the Product or that the key has been cut on any machine other than a Mul-T-Lock® key cutting machine.
- Improper activity shall render this limited warranty void. “Improper Activity” includes any and all of the following: damage arising from in its sole judgment, improper installation; use/ operation/ maintenance other than in accordance with Mul-T-Lock’s instructions; extreme environmental conditions; use rates in excess of the industry standards defined for the type of product; repair or alteration by anyone other than the Authorized Dealer; and the use of keys, key blanks, key cutting machines, cylinders, locks, accessories, lubricants and/or other components that are not suitable and genuine Mul-T-Lock® Products.
- Unless otherwise specified by separate warranty, finishes for mechanical products are warranted for a period of two years following purchase for use. This finish Warranty shall be considered void after installation if, in the sole judgement of Mul-T-Lock®, the damage to the finish is the direct result of climatic conditions, chemical or abrasive actions.



- This Warranty does not grant any other rights or give rise to any other obligation, or absolve both Authorized Dealer and End User of the responsibility to employ any other suitable measures, by whatever means, including insurance, against the risk of personal injury or damage to property. This Warranty relates to Product's defects only. Mul-T-Lock® shall not be Liable, in any event, for labor costs associated with the Product and its installation process.

Basic Instructions for correct use of the Product are on pages 200, 201 & 203. Failure to adhere to these instructions shall render this Warranty void.

## MUL-T-LOCK® YOUR KEY TO HIGH SECURITY

### Basic Instructions and Requirements for Correct Use of Mul-T-Lock® Products

#### Keys:

- Keys must be used only for their intended purpose of operating their corresponding cylinder in normal use.
- Keys must be kept clean and must retain a straight blade.
- Genuine Mul-T-Lock® key blanks must be used.
- Keys must be inspected periodically and must be replaced when they show physical wear.

#### Cylinders:

- Installation must be performed by an authorized Mul-T-Lock® Dealer and/or a licensed locksmith only.
- A Cylinder is a mechanical device which requires regular preventive maintenance.
- Cylinders **MUST NOT** be submerged in water, or exposed to any chemical wash, or be painted.
- Protect the cylinder from dirt and dust.
- Protect your cylinder from exposure to extreme temperatures (-20C to +80C)
- CLIQ® cylinders utilized on any exterior door and/or any other outdoor application must be purchased with rain guard options (sold separately). Failure to specify the nature of the product's application and the need for rain guard option at the time of product purchase shall void the warranty.
- The cylinder's keyway must be lubricated with Mul-T-Lock® approved lubricant at least twice a year as normal maintenance. In heavy use environments and extreme weather conditions, lubrication must be performed every three months. Increased usage and exposure generally necessitate more frequent lubrication.

Mul-T-Lock® USA, Inc.  
[www.mul-t-lockusa.com](http://www.mul-t-lockusa.com)

100 Commerce Way (Suite 2) / Hackensack, NJ 07601  
 Tel: 973-778-3320  
 Toll Free: 1-800-MULTLOCK  
 Fax: 973-778-4007  
 E-mail: [info@mul-t-lockusa.com](mailto:info@mul-t-lockusa.com)

## CONDITIONS OF SALE

All activities made or negotiated with Mul-T-Lock USA, Inc. ("Mul-T-Lock") shall be subject to the terms and conditions set forth herein, which may be added to, modified or otherwise altered only in writing, signed by the President of Mul-T-Lock®. Failure of Mul-T-Lock® to object to any provisions that may be contained in any order or other form of purchase document shall not be constructed as a waiver of these terms and conditions or an acceptance of any such provision.

### Shipping & Delivery

Unless otherwise agreed to in writing, all Products will be shipped F.O.B. origin. Shipping dates provided by Mul-T-Lock® are estimates only. Mul-T-Lock® reserves the right to make partial deliveries. Buyer shall assume all risk of loss or damage upon delivery to carrier at the point of shipment, even if other delivery terms are agreed upon.

### Choice of Carrier

Mul-T-Lock® will ship by carrier and route of its choice to any freight point within the United States.

### Shipping Charges; taxes

Shipping and handling are additional and will be shown on the invoice(s) or other documentation. Buyer will pay for all shipment charges. Mul-T-Lock® will make the choice of carrier, route, and method. Buyer is responsible for sales and all other taxes associated with its purchase.

### Orders

Mul-T-Lock® reserves the right to refuse any order through notice to Buyer.

### Special Orders

Mul-T-Lock® reserves the right to define and/or redefine any product as a "special order" item (including both those that are listed in this book and those that are not). If an item is deemed by Mul-T-Lock® as a special order item, additional charges and minimum order amount requirements will apply.

### Changes & Cancellations

Changes can result in delay in the scheduled delivery date. Additions to orders can be entered separately. Special order items are not subject to cancellation.

### Pricing

The price for the Products shall be Mul-T-Lock's® prevailing price at the time the order was accepted by Mul-T-Lock®. Mul-T-Lock® price lists are for general information only, and do not constitute a binding open offer by Mul-T-Lock® for the sale of Products. Mul-T-Lock® reserves the right to make modifications, or changes at any time without prior notice. All Products listed, which incorporate, or include a Mul-T-Lock® mechanical cylinder are priced as Keyed Different within their respective platforms, with 2 Nylon Head Cut Keys\*, and 1 Key Order Card per Combination. Certain keyways are supplied only with Metal Head Keys. Additional charges for Metal Head key conversions will apply to any keyed Products purchased in these particular keyways. E-cylinders are provided without keys (keys may be purchased separately). Dealer discount for all electronic and electromechanical Products and keys will vary from dealers' normal discount structure (contact Mul-T-Lock® for pricing on these items).

Whilst we make every effort to provide you the most accurate, up-to-date price book, occasionally, one or more items may be mispriced. In the event a product is listed at an incorrect price due to typographical, photographic, or technical

error or error in pricing information received from our suppliers, Mul-T-Lock® shall have the right to refuse or cancel any orders placed for product listed at the incorrect price. If this occurs, we will notify you of the price error and order cancellation. You will, of course, have an opportunity to purchase the item at the correct price, if you so wish.

## Payment

Unless otherwise agreed in writing, terms are pre-paid. Net 30 payment terms can be offered if certain qualifications are met. If payments are not made when due, buyer will pay, in addition to the overdue payment, a late charge equal to the lesser of 1.5% per month or the highest applicable rate allowed by law on such overdue amounts. Overdue accounts will be assigned to the credit department for all transactions. Once an account has been assigned to the credit department, no order may be taken, entered or shipped without approval from the credit manager. Buyer is responsible for all legal costs associated with collection of past due accounts.

## Claims

All discrepancies (shortages, incorrect shipments, damages etc.) must be claimed within two (2) days after receipt of material. All other requests for returns must be submitted within ten (10) days of invoice date. Price differences must be submitted for verification within five (5) days of original invoice.

## Colors and Finishes

We have made every effort to display as accurately as possible the colors and finishes of our Products that appear on this price book. However, we cannot guarantee that your actual product's finish will be exactly as it appears in this price book.

## General

Mul-T-Lock® will not be liable for performance delays or for non-performance, due to causes beyond its reasonable control. Disputes arising in connection with these Mul-T-Lock® terms and conditions of sale and service will be governed by the laws of the state of New Jersey, USA.

## Default of Infringement

In the event that anytime Buyer is in default of payment or infringing any of these terms, Mul-T-Lock® reserves the right to withhold delivery, cancel or terminate any order, and hold Buyer liable for any damage or expenses incurred by Mul-T-Lock®. In addition to the above Mul-T-Lock® reserves the right to repossess any goods to which it has retained title as aforesaid and thereafter to sell the same without prejudice to any Mul-T-Lock® rights hereunder or otherwise. It is specifically agreed that any proceeds received by Buyer for sale of goods to a third party shall be held by Buyer in trust for Mul-T-Lock®, until final settlement to Mul-T-Lock®.

## Trademarks

The Mul-T-Lock® name and Muscleman Logo, and any other name, mark, or logo used by Mul-T-Lock® and marked by an ® or ™ sign are registered / pending trademarks of Mul-T-Lock Ltd. In various countries. Mul-T-Lock® reserves the right to make any product improvements or modifications without prior notice.

## Returns

Mul-T-Lock® USA, Inc., accepts returns if the product is defective from a manufacturing flaw. If you need to make a return, fill out the RGA form from page \_ \_ \_ and email it to: **orders@mul-t-lockusa.com** with the subject line:

## Return Request.

All requests for returns must be submitted, and coordinated with Mul-T-Lock® and must be accompanied by a valid RGA# which must be visible on the outside of any package returned to Mul-T-Lock®. A 50% handling/restocking fee applies to all merchandise returned or refused for reasons other than incorrect shipping, product defects, and product warranties.

Any return sent without prior authorization will be refused, and sent back to the Buyer, at the Buyer's expense.

All product defects and product warranties will be repaired, or replaced with comparable product only. If product defect is found to be due to abuse, misuse or lack of proper maintenance by the Buyer, Mul-T-Lock® will inform the Buyer on the details of the inspection. Buyer will be quoted on the costs for repair. If repair request is refused, then product will be returned to the Buyer together with an invoice for carriage, and engineer inspection.

Non-refundable items include but are not limited to: CLIQ® Cylinders, CLIQ® Keys, and CLIQ® Software, Products which are Keyed Alike, and/or Master Keyed, Key Blanks which are personalized, stamped, or coined, Key Order Cards which are personalized, stamped, or embossed, product which are not in their original packaging and in saleable condition, all other Products which have been modified, and all special order Products.





# RETURNED GOODS AUTHORIZATION REQUEST



100 COMMERCE WAY (SUITE 2)  
HACKENSACK, NJ 07601

TEL: 973-778-3320  
TOLL FREE: 1-800-MULTLOCK

FAX: 973-778-4007  
E-MAIL: ORDERS@MUL-T-LOCKUSA.COM

ACCOUNT # _____	CONTACT NAME _____
CUSTOMER NAME _____	CONTACT PHONE # _____
ADDRESS _____	CONTACT FAX _____
CITY, STATE, ZIP CODE _____	CONTACT EMAIL _____
	SALES REP _____

ORIGINAL ORDER # OR CUST. PO#	LINE NO.	QUANTITY	PRODUCT (COMPLETE PART NUMBER)	DETAILED REASON FOR RETURN

\$

## IF CLIQ® PRODUCT, PROVIDE REQUIRED INFORMATION:

SERIAL #: _____	KEY MARKINGS: _____
END USER'S NAME: _____	CYLINDER MARKINGS: _____
END USER'S E-MAIL: _____	

## ACTION REQUESTED

- ☐ Return product for credit; no re-order.  
☐ Replace or Repair Product on this RGA.

## CUSTOMER'S ERROR OR OUT OF WARRANTY:

Return product for credit less re-stock fee (50%); customer pays freight.

## EXPLAIN REASON FOR REQUEST:

---

---

---

---

---

In USA: Fax your RGA Request form to 973-778-4007 or E-mail to [orders@mul-t-lockusa.com](mailto:orders@mul-t-lockusa.com).

## This image shows a single sheet of white paper with horizontal ruling lines. The lines are evenly spaced and extend across the width of the page. There is no text or other markings on the paper.

NOTES

## This image shows a single sheet of white paper with horizontal ruling lines. The lines are evenly spaced and extend across the width of the page. There is no text or other markings on the paper.



# MUL-T-LOCK® FINISHES

Mul-T-Lock® products are available in a wide variety of finishes.

## FINISH EXPLANATIONS - SPECIAL ORDER

											
Mul-T-Lock® Symbol	05	06*	09	13	19	22	25	26	32	NS	EB
BHMA Symbol	605	606*	609	613	619	622	625	626	630	—	—
US Symbol	US3	US4*	US5	US10B	US15	US19	US26	US26D	US32D	—	—
<b>Description</b>	Bright Brass	Satin Brass*	Antique Brass	Oil Rubbed Bronze	Satin Nickel	Flat Black	Bright Chrome	Satin Chrome	Satin Stainless Steel	Nickel Satin	Electro Brass

Plugs of cylinders are provided in 05, 26, EB, and NS only. \* Satin Brass (06 Finish) is Special Order- Additional charges will apply.

## MECHANICAL PRODUCT FINISH MATRIX

AVAILABLE FINISH	CYLINDERS (MORTISE/RIM)	CYLINDERS (IC)	CYLINDERS KIK	KIDBA	CYLINDERS (MOGUL)	CYLINDERS (EURO/SCAN)	HERCULAR® DEADBOLTS & GATE LATCH LOCKS	ANTI-LIGATURE LOCKS	CRONUS® DEADBOLTS (SINGLE SIDED)	CRONUS® DEADBOLTS (DOUBLE SIDED)	JIMMY PROOF (SINGLE-SIDED)	UTILITY/FURNITURE LOCKS
BRIGHT BRASS (05)	YES		YES	YES		S	YES		YES	YES	YES	
SATIN BRASS (06)	S			S	S	S	S					
ANTIQUE BRASS (09)	YES			YES		S	YES+		YES	S		
OIL RUBBED BRONZE (13)	YES			S		S	YES+		YES	YES		
SATIN NICKEL (19)	YES			YES			YES+	YES				
FLAT BLACK (22)	YES			S		S	YES+					
BRIGHT CHROME (25)	YES			S			YES+				YES	
SATIN CHROME (26)	YES	YES	YES	YES	YES	S	YES				YES	
SATIN STAINLESS STEEL (32)									YES	YES		
NICKEL SATIN (NS)			S			YES						YES
ELECTRO BRASS (EB)		S				YES						S

**YES**=Normally In Stock

**YES+**=Normally In Stock. Additional charges will apply.

**S**=Special Order (Allow Additional Time for Delivery) Additional charges will apply. Minimum quantity requirements may apply.

Other finishes may be available upon special request



**MUL-T-LOCK USA, INC.**

100 COMMERCE WAY, SUITE 2  
HACKENSACK, NJ 07601

T. 973-778-3320

INFO@MUL-T-LOCKUSA.COM

1-800-MUL-T-LOCK



The Mul-T-Lock name, the muscleman logo, in the field of locking products, the MTL name, and any other name, mark, or logo used by Mul-T-Lock and marked by a ™ or ® sign, are registered / pending or otherwise owned trademarks of Mul-T-Lock Ltd. and/or its affiliates 2023

Part of ASSA ABLOY

[www.mul-t-lockusa.com](http://www.mul-t-lockusa.com)

**Keeping you safe**

**since 1973**