

# MOCKETT

DOUG MOCKETT & COMPANY, INC

Office | Hospitality | Residential



# Welcome to Doug Mockett & Company

## *We Create Innovative Design Solutions*

With an emphasis on simplicity in design and sparseness in execution, our Architectural Hardware offers a timeless blend of classic and contemporary style. We focus on the details that create beautiful accents and enhance your overall design.

As interior design continues to blur the lines between office, hospitality, and residential design, you will find that our unique blend of design solutions cater to each of these nuanced market segments in their own special way, allowing you the flexibility to equip your furniture with the tools that add function and value interchangeably across any environment. We are proud to specialize in such a niche application across these three distinct industries, and we are proud to introduce:

### MOCKETT | OFFICE

Power .....	04-17
Wire Management .....	18-27

### MOCKETT | HOSPITALITY

Power .....	30-33
Accessories .....	34-39

### MOCKETT | RESIDENTIAL

Power .....	40-43
Living Spaces .....	44-46
Drawer Pulls .....	47-48

Pricing .....	49-51
---------------	-------





Dear Friends –

Wow! Hard to believe we are just finishing up on our fourth decade of “Fine Architectural Hardware for Your Fine Furniture”®, and about to enter the half century mark. And wonder – where has the time gone? This journey has been a great one and I’ve loved every (well, almost every) minute of it.

Who would have thought that starting out on the kitchen table in 1980 with one grommet (SG3) in two colors would blossom to 4500 SKU’s, nearly 400 orders shipped daily, and over 125,000 on our mailing list? Certainly not me... I was just trying to fend off the greedy landlord who had issues about being behind – maybe way behind – on the rent. He had no humor.

But we’ve done it with some pretty simple business principles:

- **Have a big inventory** so that 96.5% of all orders go out same day. Why should you wait?
- **Free Return Shipping.** Why should you have to pay to send back?

- **No Restocking Fee.** Doesn’t that concept kill you?
- **Have a real person answer the phone.** No more “Press 2 for Customer Service” ... and then hear the dreaded words – “your call is important to us...”? And 10 minutes later you still hear the sappy music and the “ ... your call is important to us ...”. Simply dial us at 800-523-1269 and actually speak with a real human being. Amazing concept...
- **We are the “Kings of Custom”®** Please send us your own design and we can get it made. In fact some 15% of our business is in your custom designs -- one, two, maybe a small run. We do it all the time.
- **And we never forget** – you are the customer. We are here to serve your needs.

Cordially,

A handwritten signature in dark ink, appearing to be "D. Mockett", written in a stylized, cursive-like font.

Douglas A.J. Mockett  
President





15/90  
Dark Bronze/Black



15/95  
Dark Bronze/White



17S/90  
Satin Nickel/Black



17S/95  
Satin Nickel/White



26/90  
Polished Chrome/Black



26/95  
Polished Chrome/White



53  
Orange



60C  
Chartreuse

[www.mockett.com](http://www.mockett.com)

4

800.523.1269

visit us online for more product information



# MOCKETT | OFFICE

*Office Design has a new focus on technology integration.*

*Our Power Grommets and Wire Management options provide the perfect solution.*

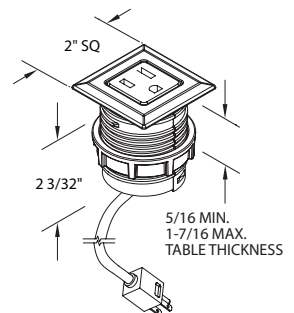
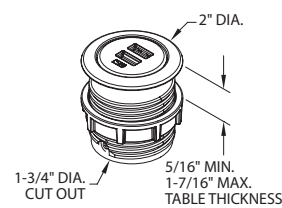
Your office design may be due for a change to reflect the new culture. We have the tools that will help you transform your office and equip your conference rooms, private work desks, and common areas with the power to keep everyone connected. Let us show you how!

While Office Design continues to borrow from hospitality and residential design, making the modern office a more comfortable working environment and building on basic amenities with a focus on comfort and work flow, some of the basic essentials are still as important as ever.

Embrace and augment the human potential in your office by creating comfortable ergonomic work spaces. Integrate Power Grommets into your furniture to put power within reach and take your performance to new heights.

We understand there is no one-size-fits-all solution for your one-of-a-kind office. That's why we offer hundreds of styles that cover virtually every possible application. Our Desk Grommets come in a variety of styles with different mounting options, and our Wire Managers cover every inch of your work area to keep it looking clean and efficient.

We have the solution just for you. Best of all, if you still can't find what you're looking for, we can make it. Contact us to see how we can help you get it just right for your custom needs.



**PCS75**  
15 Finishes



60S  
Slate Green



62  
Blue



62N  
Navy Blue



66P  
Pimento Red



90  
Black



92  
Grey



95  
White

[www.mockett.com](http://www.mockett.com)

**5**

800.523.1269

shop online with same day shipping

## PCS70/B

Power Tower

Portable Multi-Purpose Media Hub

See Website for Details





# OFFICE | POWER<sup>®</sup>

*Power is the key to Innovation. Create a dynamic work space and unlock your potential.*

Equip your desktop with Power Grommets to boost overall employee or guest experience and apply custom solutions wherever they are needed. Install Power Grommets directly into the desktop for permanent setups or latch onto the edge or underside of the work surface for temporary setups, shared work stations, or training tables that remain in flux.

## PCS73 SERIES



### PCS73 "FLIP" POWER GROMMET

FLIP puts the FUN in function. Enjoy the soft touch feel and vibrant colors! This power grommet rotates over for access and then flips back to hide away when not in use. Available with three outlets or with two outlets and a dual USB charger. A curious and visually appealing addition to your work desk. What a unique way to power your furniture.



53  
Orange



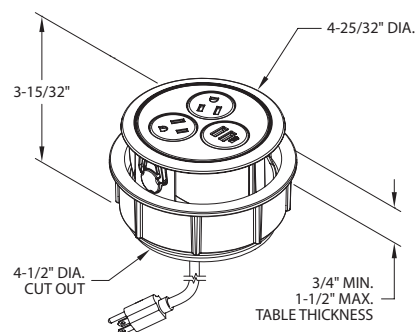
60C  
Chartreuse



90  
Black



95  
White



[www.mockett.com](http://www.mockett.com)

7

800.523.1269

shop online with same day shipping



## PCS36

Pop-Up Power Grommet  
Power, Data & Charging USB



PCS36/2/A/U1-90  
Satin Black

### PCS36 SERIES

Pop-Up Power Grommets provide convenient power access at the surface level. Press to pop up, then press down to “click” closed. Over 20 configurations of power/data/USB combinations available in single-sided or back-to-back orientations. Modular data ports can be fitted with voice/data or audio/video jacks as needed so we can customize the configuration to meet your exact specifications.



24R  
Rose Gold



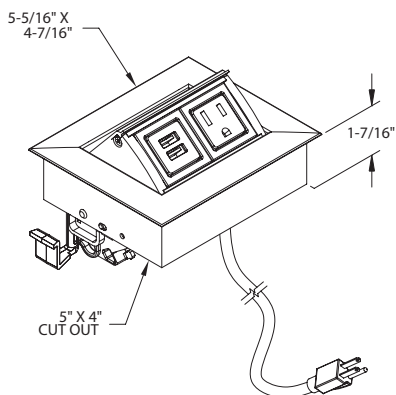
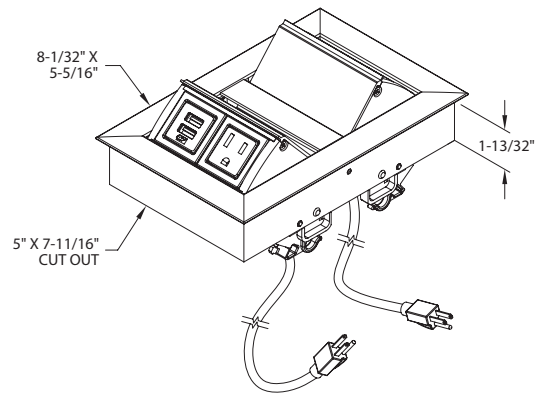
62D  
Dusty Blue




90  
Black Anodized



94  
Satin Aluminum



PCS36A/USB-94  
Satin Aluminum



[www.mockett.com](http://www.mockett.com)

8

800.523.1269

visit us online for more product information

**PCS85C/U2-90**  
Black

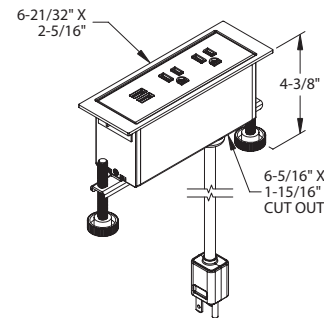
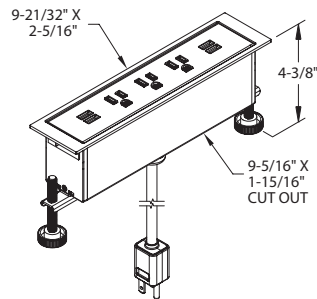


**PCS85B/USB-92**  
Grey



## PCS85 SERIES

Sleek contemporary virtually flush design has a tranquil softness that settles into any design application and provides convenient power and charging solutions. Its low profile and flat face create a clean and unobtrusive presence on your furniture, making this highly versatile, easy-to-install power grommet the perfect addition to your design to make your furniture more functional. Raised walls around the power inputs prevent spills from seeping into the unit for added protection.



90  
Black





92  
Grey



92L  
Light Grey



95  
White



Zits © 2019 ZITS Partnership - Dist. by King Features Syndicate, Inc.



## PCS50

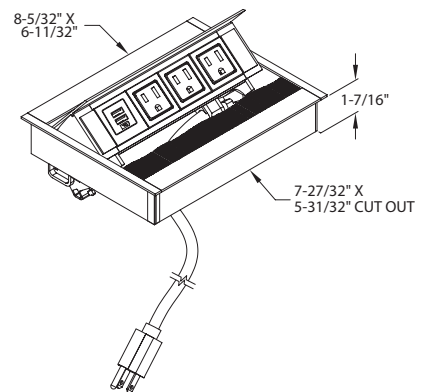
Pop-Up Power Grommet  
with Brush Liner



**PCS50BU1-94/90**  
Satin Aluminum/Black



**PCS50BU1-94/95/W**  
Satin Aluminum/White  
with White Brush



[www.mockett.com](http://www.mockett.com)

**10**

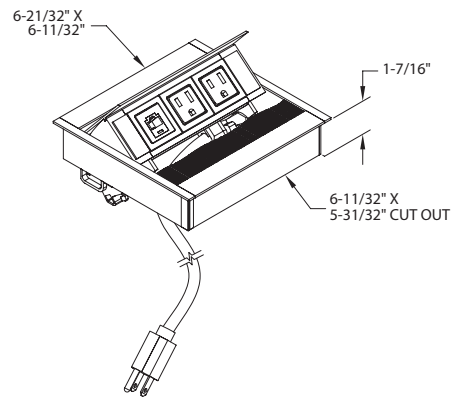
800.523.1269

visit us online for more product information

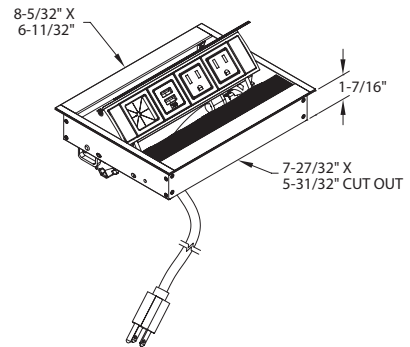




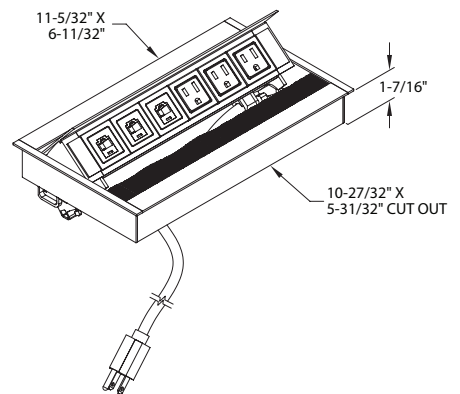
**PCS50A-94/95/W**  
Satin Aluminum/White  
with White Brush



**PCS50H-94/95/B**  
Satin Aluminum/White  
with Black Brush



**PCS50D-90**  
Black Anodized



90  
Black Anodized



94/90  
Satin Aluminum/Black



94/95/B  
Satin Aluminum/White  
with Black Brush



94/95/W  
Satin Aluminum/White  
with White Brush

## PCS50 SERIES

Pop-Up Power Grommets provide power options at the surface level and hide away when not in use for a streamlined appearance on your desktop. Press to open for access, then press down to “click” closed nearly flush with the surface. This unique design has a gap between the lid and the outer edge for wire pass through; a brush liner across the front edge serves as a dust guard that also works great for catching cable plugs that could slip through the opening. Housing available in Satin Aluminum or Black Anodized Aluminum. Options include a white or black interior and a white or black brush liner. With nine standard configurations of mixed power, data, USB charging, and Flex-Port shutter bushing options to choose from, you’re sure to find the perfect fit for your custom application.

## PCS98

Edge-Mount Power Dock  
Clamp Mount



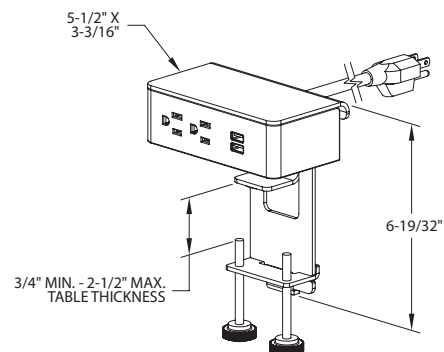
**PCS98B-95**  
White

### PCS98 SERIES

Subtle, minimalist design gives a sophisticated contemporary accent to your furniture with the added convenience of desktop power access. Say goodbye to rummaging under the desk searching for outlets and loose cables and say hello to a clean work space!



**PCS98B-90**  
Black



[www.mockett.com](http://www.mockett.com)

**12**

800.523.1269

visit us online for more product information

**PCS99**

Under Desk Mount  
Power Dock




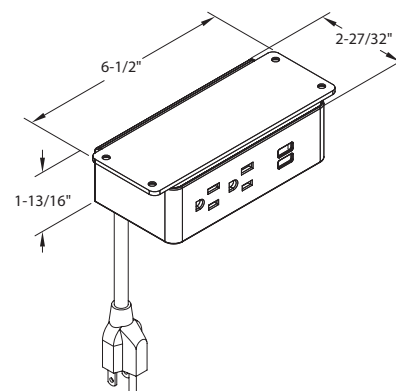
**PCS99B-90**  
Black

### PCS99 SERIES

Your basic under-desk power needs are due for a contemporary makeover. This sleek design settles nicely into any workstation with its stylish and sophisticated glossy finish. Available in three configurations with one, two, or three outlets with dual USB charger. The largest version (PCS99C) comes with a modular data port for your network connection needs.



**PCS99B-92**  
Grey



DILBERT © 2019 Scott Adams. Used By permission of ANDREWS MCMEEL SYNDICATION. All rights reserved.

[www.mockett.com](http://www.mockett.com)

**13**

800.523.1269

shop online with same day shipping



## UCS1

Slider Power Grommet  
USB-A + USB-C



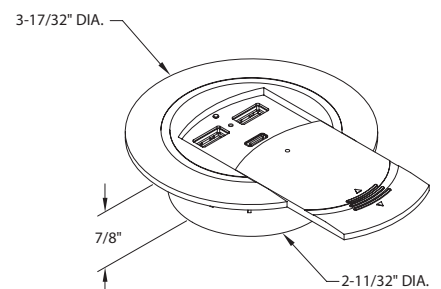
**UCS1-90**  
Black

### UCS1

Put USB charging options within reach on the desktop in a concealed grommet with sliding lid cover that gives a sleek and unassuming look on your surface. Lid slides open to reveal two USB-A inputs and one USB-C input to accommodate all your mobile devices.



**UCS1-95**  
White



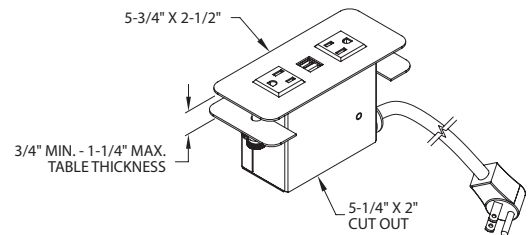


*Recessed Power Grommets fit nearly flush into any type of furniture with a small footprint and an unobtrusive look on the surface*




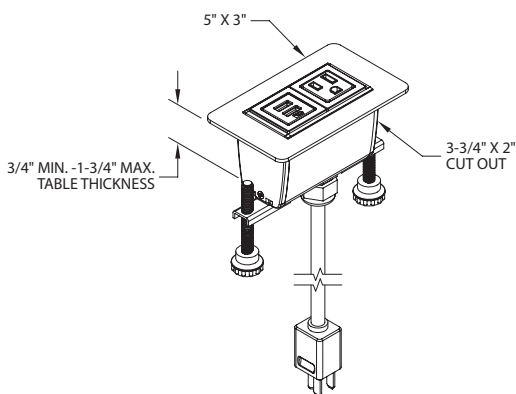
### PCS62B/USB

Flat panel sits nearly flush with the surface and includes two electrical outlets and a dual USB charger. Mounts anywhere! Reverse-facing outlets to accommodate large plugs and power adapters.



### PCS49/USB

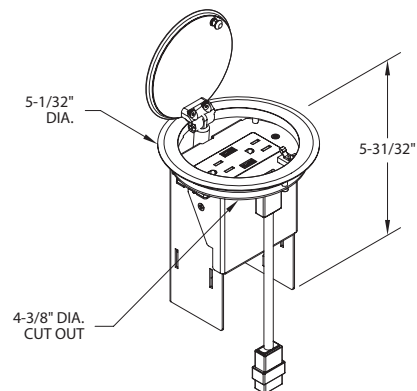
Handy Power and USB grommet packs a big punch in a small footprint. Install horizontally or vertically into any type of furniture.



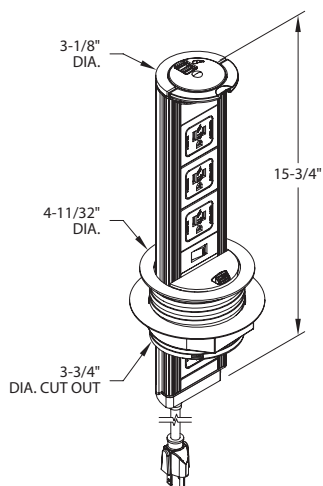


## PCS87/M/USB Flip-Up Power Grommet

This delightful high capacity power grommet includes two power outlets, two USB charging inputs, and an HDMI jack for use in conference desks and lecterns. Hook up a laptop and project your image to the big screen to power your presentation. Press the lid to gently flip up, then press down to close when not in use. Lid includes a pneumatic arm to regulate spring tension for opening and closing softly. Unit comes pre-wired for plug-and-play installation and operation.



**PCS87/M/USB-90**  
Black



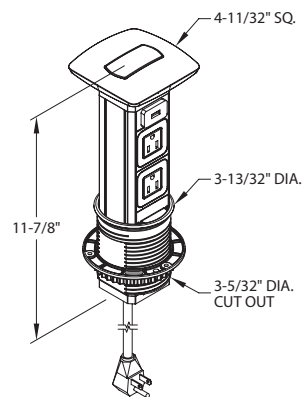
**PCS97-90**  
Black

## PCS97 Pull Up Power with USB Cap

Pull up to access power when you need it, then press down into the surface when you don't. The ultimate in hideaway convenience with three tamper resistant power outlets that collapse below the desktop and a dual USB Charger on the cap for charging access even while in the closed position. An additional outlet is included at the bottom of the unit that is not visible when the unit is fully upright that can be used for keeping items plugged in beneath the surface.

## PCS105A Pull Up Power/USB Grommet

Install into any work surface and pull up to access two power outlets and a USB Charger when needed, then press down to hide away into the surface. Stylish square top has a spring-loaded cutaway finger grip to grasp the underside of the cap to pull up – then the cutaway lid flips back up to cover the opening. Includes a rubber gasket under the flange to protect against unwanted spills.




**PCS105A-90**  
Black/Satin Aluminum





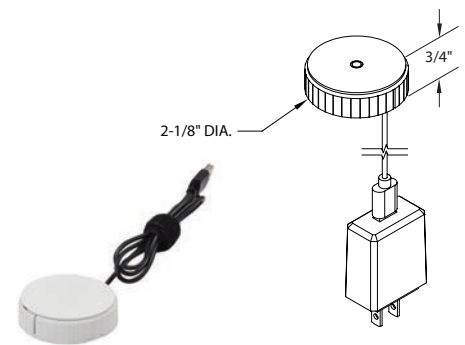
## — Invisible Wireless Charging —

*Place your Phone Directly on the Desktop to Charge*



### WCS4 Invisible Under-Desk Wireless Charger

Experience the convenience of wireless charging on your desktop with a completely seamless integration into your furniture. None of the usual clutter from a desktop charging platform – this under-desk mount charging puck is completely out of sight leaving you free to enjoy your entire work surface without obstruction. Installation kit includes a drill bit with a depth stopper to bore out the underside of your surface up to the stop point where you can insert the charger and tighten into place from underneath. Puck has a light on top when it's plugged in, and an additional needle point drill bit is included for drilling an optional pinhole through the surface so light will show through the opening to give you a target to place your phone. Very subtle. Decal also included for marking your desktop with a target charging zone.



## WM39

Flexible Spine Wire Manager Kit  
with Magnets





# OFFICE | WIRE MANAGEMENT

*Cables. Ugh. What a drag, right? Think again.  
It's easier than you think to put your cables in check.*

You're on your way to creating the perfect ergonomic work space. Your desktop is working flawlessly. But when you take a step back and get a good look at your work station, it's in complete disarray. Cables everywhere – hanging, dragging, intertwined with each other. Hardly gives the impression of a highly functional work space, does it? More frustrating, a messy desk with loose cables can have a detrimental psychological effect and interrupt work flow! Luckily, we have hundreds of options to help you get a handle on the hysteria.

Wire Managers can be used under a desk, behind a desk, down a table leg, or anywhere cables can be neatly tucked out of sight. From extruded plastic wire stays that are cut to length for your custom application to wire spines that run cables from floor to desktop, we have a solution for you. We even have loops, straps, and other widgets for every nook and cranny for those hard-to-reach places. Get inspired and create the efficient work space you've been dreaming of.



**WM2A-90**  
J-Shape Wire Manager  
Matte Black



# WM9

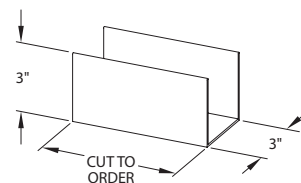

## The Ugliest Wire Manager



### WM9

#### The Ugliest Wire Manager

Sometimes you just need Bad-to-the-Bone dog ugly wire management to use in places no one will ever see it – the beauty of WM9 is in its sheer size and durability. You can fit a lot of wires in the channel and move them efficiently wherever they need to go. Made of the cheapest regrind material we can find in any color you want, as long as it's Black. Sold in one foot lengths up to six feet. Custom lengths available.



90  
Matte Black

[www.mockett.com](http://www.mockett.com)


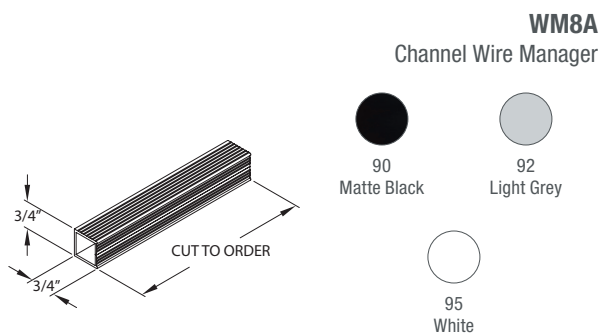
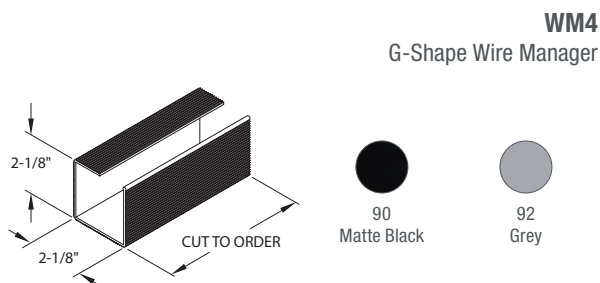

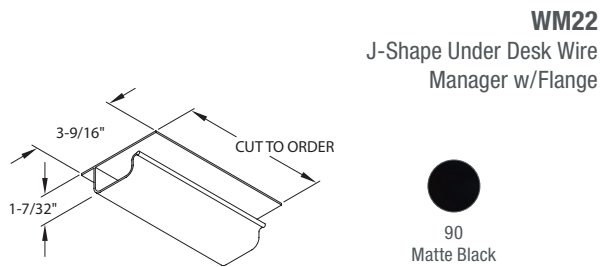

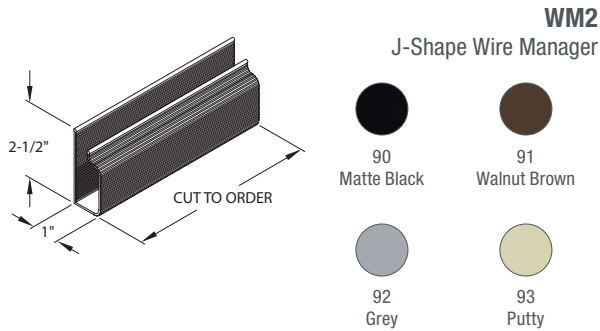
20

800.523.1269

visit us online for more product information

# WIRE MANAGERS

*Install behind a desk, under a desk, down a table leg, anywhere wires can be concealed out of sight.*





## WM40

Under-Desk Cable Tray  
Heavy Duty Wire Manager

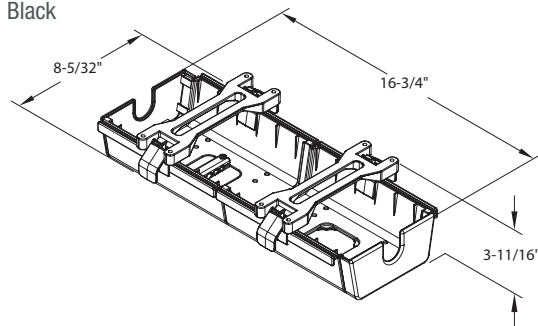


### WM40

Manage heavy duty cabling under your desk and move cables cleanly and efficiently out of sight. Lift the tabs to drop down the wire tray for access, then lift back up to snap into place. Link up additional modular kits for longer runs as needed to extend the overall length. Great for additional cable storage and stowing excess cable length. Easy to install and operate.



**WM40-90**  
Black



## WM7

### Wire Guide with VELCRO® Brand Fasteners



When traditional wire molds and wire stays just won't cut it, we have some unique wire management solutions. Our collection of hooks, loops, and VELCRO® straps can be mounted anywhere your cables need to go in those tight, tricky spaces or simply just for light duty cable channeling.

We also have Cable Wraps in fabric sleeves that are easy to cut to length in the field and canvas bags that zip up to keep the cables within nice and tidy. Then there are those instances where you simply can't hide cables anywhere in open floor spaces - we have a solution for that too! Wire Spines that bring cabling from floor to desk proudly stand tall and put your cable management on full display. And why not? If you can't hide them, have some fun with them to dress up your design. View these wire management solutions and more at [mockett.com](http://mockett.com).



WM7-90  
Black



## WM34

Spiral Wire Manager  
Adjustable Height



### WM34

Perfect for adjustable height tables. Accordion style wire manager with weighted base mounts to the underside of the desk and channels cabling through the coils and up to the desktop. Coils expand and contract to accommodate different work surfaces whilst keeping cabling intact through every setting.



23  
Metallic Silver



90  
Black



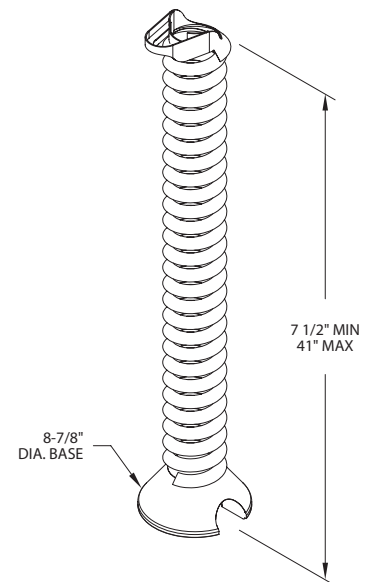
95  
White



WM34-23  
Metallic Silver



WM34-95  
White



[www.mockett.com](http://www.mockett.com)

24

800.523.1269

visit us online for more product information

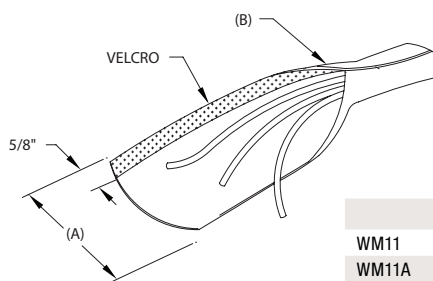


## WM11 Flexible Tube Wire Manager

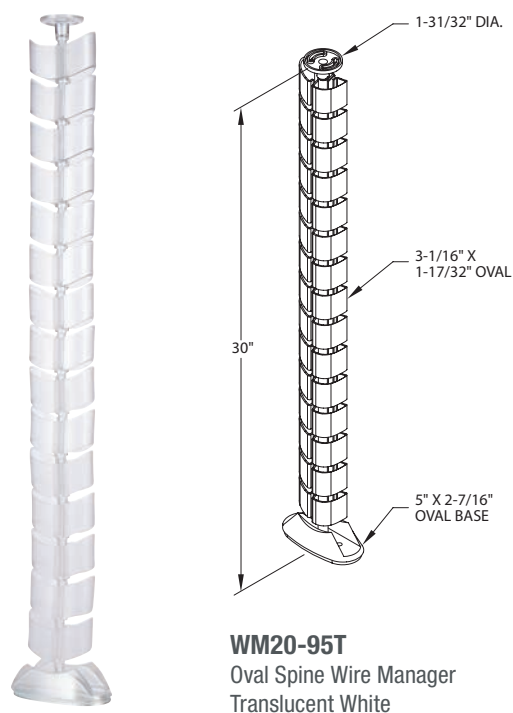
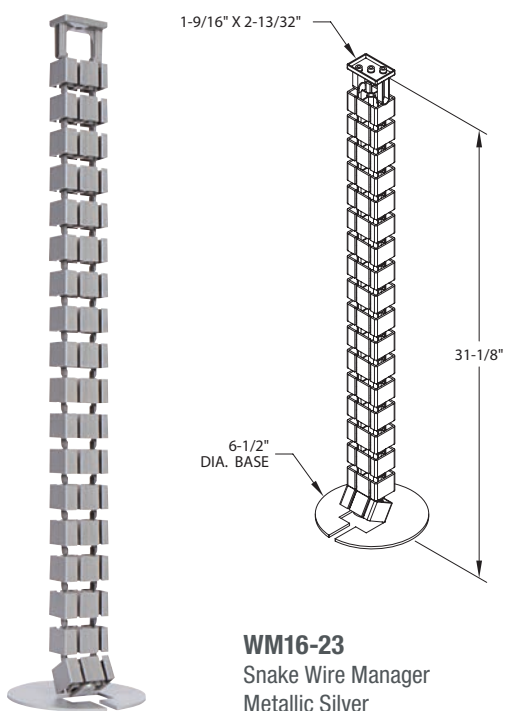
Laminated loop fabric wraps around your cables and clings together with a strip of VELCRO®. You can put a lot of wires inside and close it up, tightly or loosely, as you choose. Traditional plastic wire molds just don't bend – WM11 is perfect for those tough to reach spaces and for going around corners and shaping to suit different contours! Mounts anywhere and is easy to cut to size in the field. Sold in standard lengths of 10, 25 or 50 feet.



**WM11-90**  
Matte Black



	(A) Length	(B) DIA.
WM11	4 3/4"	1 1/2"
WM11A	6"	2"





# BRKIT

## Brush Extrusion Kit Wire Manager

**BRKIT-90**  
Black

### BRKIT BRUSH KIT

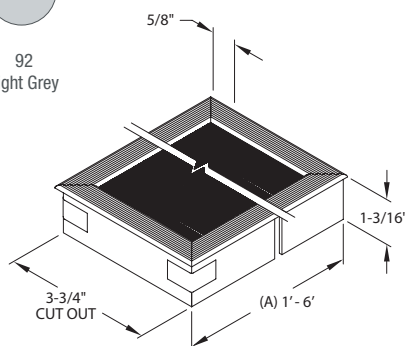
Broadcast studios, large conference tables, and outsized credenzas often have requirements for a large channel through which many wires must pass. Wherever you have multiple wires running, we offer a brush strip with optional extrusion, or as a grommet kit assembled as shown with dual-sided brush for catching cable plugs, while minimizing dust and debris from falling through the channel. All offered in 1' increments up to 6' or to your exact size.

90  
Matte Black

91  
Walnut Brown

92  
Light Grey

PART	(A) LENGTH
BRKIT1	1'
BRKIT2	2'
BRKIT3	3'
BRKIT4	4'
BRKIT5	5'
BRKIT6	6'



**BRKIT-92**  
Brush Extrusion Kit  
Light Grey



**BR**  
Brush Strip



**BREXT**  
Brush Grommet  
& Extrusion



## MAX SERIES

Aluminum Grommets  
with Brush Liner

**MAX2/A-94**  
Satin Aluminum

### MAX SERIES

Chic Aluminum Grommets with brush liners offer a stylish solution to your basic cable management needs. Dress up your work desk or conference table with one of our 20 styles of MAX grommets in varying lengths and sizes. Some offer flip-up lids, others simply a brush liner with a decorative aluminum trim housing, but all share the same charming allure on your desktop. See [mockett.com/max](http://mockett.com/max) to view the entire MAX Series collection.

**MAX2/B-90**  
Small Rectangular Desk Grommet  
Black



90  
Black



92A  
Grey Aluminum

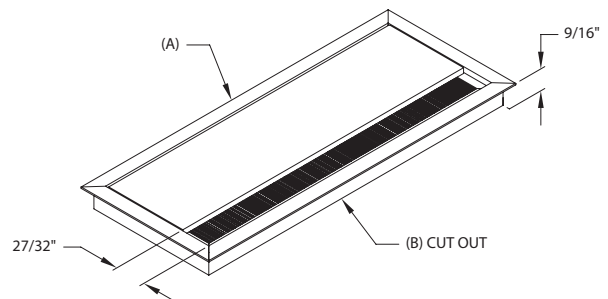


94  
Satin Aluminum



95/90  
White/Black

PART	(A)	(B)
MAX2/A	3-15/16" SQ.	3-21/32" SQ.
MAX2/B	9-15/32" X 3-15/16"	9-3/16" X 3-21/32"
MAX2/C	4-3/4" SQ.	4-15/32" SQ.
MAX2/D	17-23/32" X 4-3/4"	17-7/16" X 4-15/32"

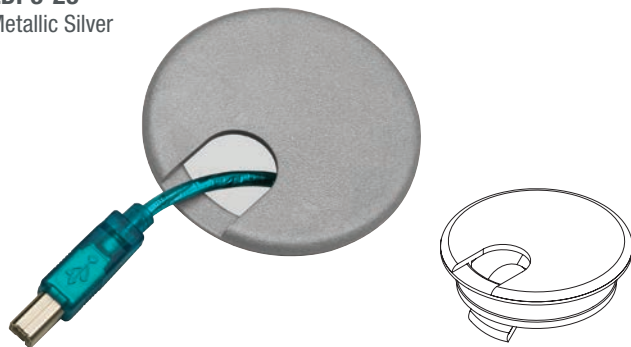




## PLASTIC GROMMETS WITH FLIP-TOP® TAB

Our Original Grommet Collection includes ten sizes ranging from ¾" in hole size diameter up to 4" diameter, all in stylish neutral finishes that fit with any furniture. Keep a uniform look throughout your furniture by mixing and matching sizes, all with the same look and finish. Removable cap completely covers the grommet liner and tapers nicely to meet exactly at the outer edge of the liner. Handsome, textured finish for elegant appearance and fingerprint protection. Sold as sets, or separately as caps and liners. All but our two smallest sizes feature our exclusive Flip-Top® Tab which can close when cord slot not in use. Custom colors and sizes available.

**EDP3-23**  
Metallic Silver



**Original Flip-Top® Grommets available in 10 standard sizes and 11 colors.**



## Plus Four Metallic Plated Finishes!



## Sizes shown in diameter for round hole cut

	AG	OG	BG	SG	TG	SP	EDP	XG	YG	ZG
Hole Size:	¾"	1"	1 ½"	1 ¾"	2"	2 ⅛"	2 ½"	3"	3 ½"	4"
Overall Size:	1"	1 ⅝"	1 ¾"	2"	2 ⅜"	2 ⅝"	3"	3 ½"	4"	4 ½"



[www.mockett.com](http://www.mockett.com)

**28**

800.523.1269

visit us online for more product information

# MM SERIES

## Solid Brass Grommets



### MM SERIES BRASS GROMMETS

Dress up your executive desk or conference table with a luxurious solid brass grommet. Available in four sizes and seven striking finishes. You will love the unmistakable quality of these grommet sets as demonstrated not only by their sheer heft and density, but also by their beautiful finish. Brass polishes and plates much better than steel, and while it requires extra steps of polishing with different compounds, the end result is a far superior finish to any other material. Add a touch of class and elegance to your work space and take control of your cables. Custom finishes available.



**MM3-21**  
Black Chrome

### *Sizes shown in diameter for round hole cut*

	MM3	MM3A	MM4	MM4A	MM5	MM5A	MM6	MM6A
Cap Hole Size:	1 3/4"	—	2 3/16"	—	2 3/4"	—	2 3/8"	—
Liner Hole Size:	—	1 7/8"	—	2 3/8"	—	2 7/8"	—	2 1/2"
Overall Size:	2"	2"	2 1/2"	2 1/2"	3"	3"	2 5/8"	2 5/8"



3  
Polished Brass



10B  
English Antique



17S  
Satin Nickel



21  
Black Chrome



26  
Polished Chrome



26D  
Satin Chrome



90  
Black

[www.mockett.com](http://www.mockett.com)

**29**

800.523.1269

shop online with same day shipping



## PCS67

Power Dock with  
Wireless Charging top



PCS67E/QI-95  
White

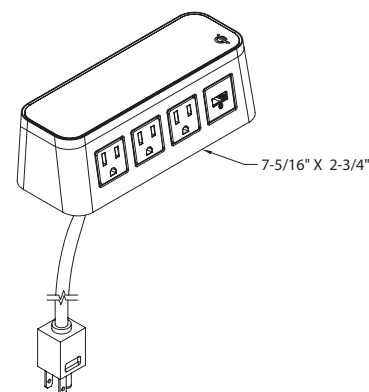
### PCS67E/QI

#### Qi Charging Top Edge-Mount Power Bar

Bring convenient power and charging options to your surface without having to rummage under your furniture for hidden wall plates. Includes three power outlets and a USB charger, plus the top is qi-enabled for your wireless charging needs! Simply place your phone on top of the unit and voila, wireless charging will initiate. Easy to install and relocate with a simple edge mount bracket that fastens to the underside of your table and tightens with a bolt assembly from underneath.



PCS67E/QI-95  
Light Grey



# MOCKETT | HOSPITALITY

*Hospitality Design requires a more focused approach to aesthetics. Our Power Grommets keep you connected, and our accessory line keeps your designs looking fabulous.*

Hospitality Design now has to recognize more than just basic amenities when creating the overall user experience. With a new emphasis on accessible power, furniture is required to have added functionality. Hotels, restaurants, and other venues that facilitate travel and customer service of any kind must consider the details that keep their customers better connected.

The way we work continues to shape the way we live and the way we travel. Our mobile devices keep us connected at all times, allowing us to work from anywhere, thus creating a new demand for a comfortable working environment that extends beyond the traditional office. Enjoy our collection of Power Grommets to meet these new demands.

We also invite you to enjoy our line of stunning kitchen, bath & closet accessories for your hospitality design needs.



**PCS99B-90**  
Black



# HOSPITALITY | POWER

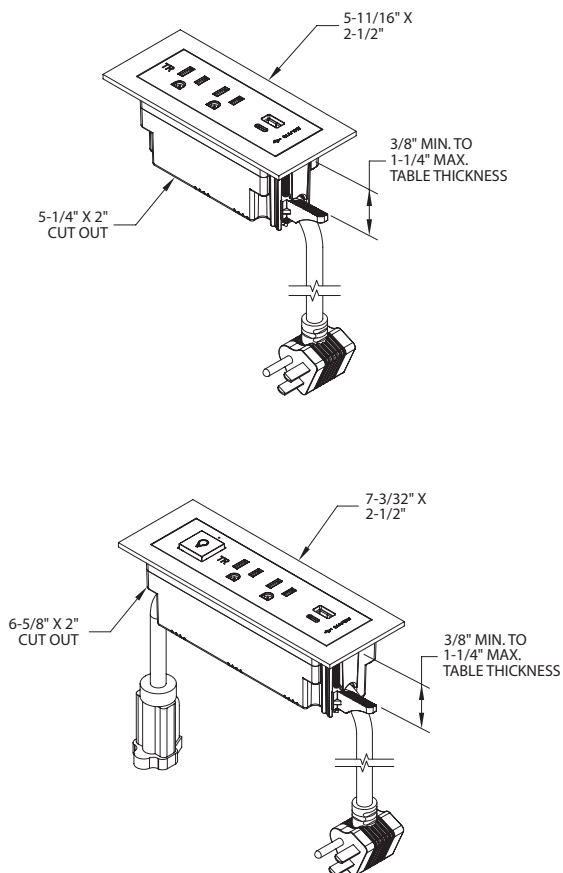
## PCS106A & B

Highly versatile Sync Series Power Grommets include two receptacles and USB charging, one USB-A and one USB-C input. Great for hotel rooms to put convenient charging options in all types of furniture, including vertical or horizontal surfaces like headboards, entertainment center consoles, desks, or anywhere else power access is needed.

PCS106B includes a switch for controlling a lamp or other light source. Powered through a separate pigtail cord, you can mount the unit on a wall and power a nearby sconce, putting all of your power needs in one central hub. You can also mix and match your trim plates for a two-toned effect to add a dynamic twist to your interior design's color scheme.

## PCS106 SERIES

Power + USB  
with Light Switch




PC106A-95  
White

LIGHT SWITCH



PCS106B-17  
Nickel






**PCS103B/EE-94**  
Kitchen Counter Top Pop-Up Outlet  
Flush/Satin Aluminum



**PCS103A/EE-90**  
Beveled/Black



**PCS103A/EE-90**  
Beveled/Black

## PCS103 Kitchen Counter Pop-Up Outlets

The perfect low profile addition to your kitchen counter top! Put power within reach that pops up when you need it and presses down into the surface when you don't. Water and Tamper Resistant receptacles are UL Listed for use in kitchens and wet areas. Dual-sided tower with two power outlets comes in six stylish finish options with two different trim options: a beveled edge (PCS103A) or a flush mount flange that is countersunk into your surface material for a seamless look (PCS103B).



17S  
Satin Nickel



26  
Polished Chrome



90  
Black




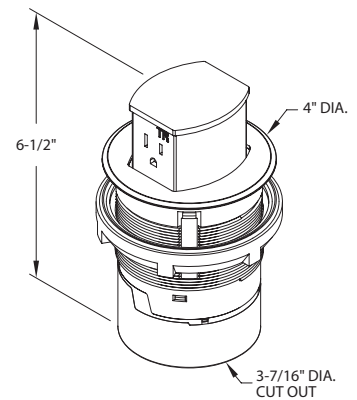
91E  
Espresso



94  
Satin Aluminum



95  
White



DILBERT © 2019 Scott Adams. Used By permission of ANDREWS MCMEEL SYNDICATION. All rights reserved.



## TL68

### Y-Table Leg

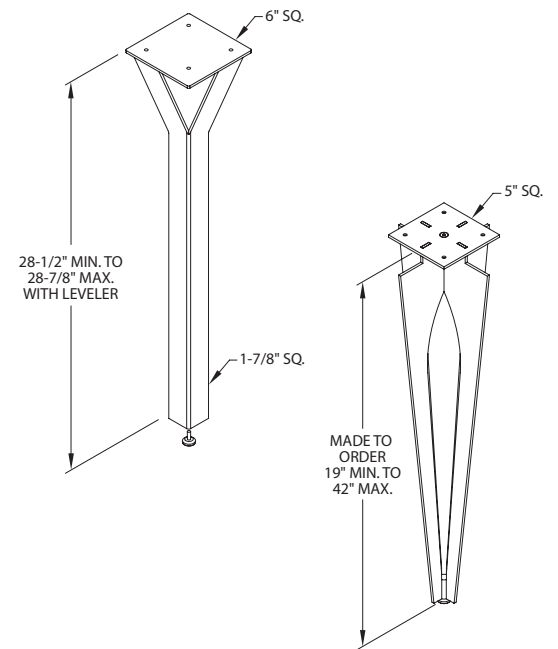
### Hollow-Bodied Square Leg



## TL68

### Y-Table Leg

Hollow-bodied square leg is simply a sheet of folded steel that creates the outer half of a traditional square leg, then splits in different directions at the top to make a Y-shape to connect to the outer edges of the top plate. All the allure of a basic square tube leg design with only a fraction of the material cost. An interesting contemporary take on a traditional design. Don't let its thin frame fool you about its overall strength and construction integrity – each leg holds up to 200 lbs. Rigid construction and minimalist style, a winning combination for contemporary table legs.



Bizarro © 2019 Dan Piraro - Dist. by King Features Syndicate, Inc.

# HOSPITALITY | ACCESSORIES

*You do what you do best – take care of your customers. Let us worry about the details!*




**TL65-SSS**  
Satin Stainless Steel

Your guests have special needs, and we understand your responsibility to meet those needs. That's why we have hundreds of options to accommodate your design and add a beautiful complementary touch to your overall aesthetic.

We invite you to enjoy our fabulous accessory line of architectural hardware for hospitality design, including our extensive collection of furniture and table legs, coat hooks for closets and restrooms, purse hooks for under bar tops and dining tables, and our wonderful line of trash management grommets that line trash drops in countertops, in restrooms, and food prep areas.

We feel we have all the essentials covered by offering all the most popular sizes and finishes, but if we don't have exactly what you're looking for, we can make it!

Contact our Custom Department for details at [800-523-1269](tel:800-523-1269) or email for a quote at [custom@mockett.com](mailto:custom@mockett.com).



Bizarro © 2019 Dan Piraro - Dist. by King Features Syndicate, Inc.



**TM3**  
Condiment & Utensil Storage  
Satin Stainless Steel

*Trash Management Grommet Liners protect your furniture from messy spills in trash drops. Our closed-bottom liners serve as multi-purpose storage containers for assorted condiments. Available in over 20 sizes, round or square, in varying depths and diameters. Marine Grade Stainless Steel.  
Custom sizes and finishes available.*



**TM10B-11**  
Round Trash Grommet  
Antique Bronze



**TM1/SQ-SSS**  
Square Trash Grommet  
Satin Stainless Steel



**TM2C-PSS**  
Round Trash Grommet  
Polished Stainless Steel



SSS  
Satin Stainless Steel



PSS  
Polished Stainless Steel



11  
Antique Bronze

[www.mockett.com](http://www.mockett.com)

**36**

800.523.1269

visit us online for more product information



# HOSPITALITY | ACCESSORIES

*Purse Hooks for under bar tops and dining tables will give your guests priceless peace of mind by keeping handbags securely in place.*



90  
Black



95  
White



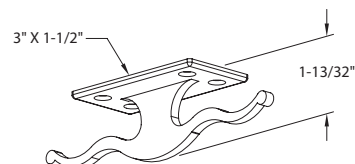
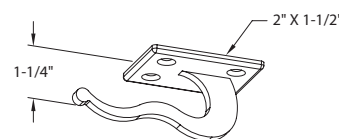
PSS  
Polished Stainless Steel



SSS  
Satin Stainless Steel

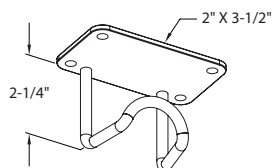
## HK20 SERIES

Elegant Purse Hooks available in single hook (HK20) or back-to-back hook (HK20/BB) versions for use under bar tops, dining tables, desks, or anywhere a purse hook is needed to keep your purse or handbag off the floor and out of harm's way.



## HK29 Hitch Purse Hook

Versatile utility hook has a minimalist design and an industrial style that will go with any contemporary furniture. Multi-purpose hook can be used under tables for purses and handbags, on a wall, or in closets. Heavy duty construction.

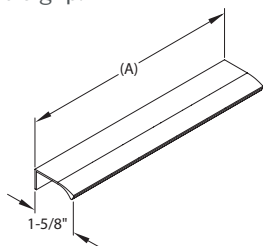


# HOSPITALITY | ACCESSORIES

Think of the elements that make your hotel room furniture function. Whether in a media center, chest of drawers, or a private work desk, our drawer pulls, cable wrap cord managers, premium brass grommets, and furniture legs shine a spotlight on all your beautiful details.

## DP211 SERIES

Straight Edge Aluminum Drawer Pulls come in three standard sizes and create an extraordinary new take on traditional tab pull designs. Extremely lightweight with ultra-thin construction that sits nearly flush with the surface. Smooth curves and downward sloping front edge create a sturdy and comfortable grip.



	(A) Length	Holes
DP211A	1 <sup>9</sup> / <sub>16</sub> "	2
DP211B	7 <sup>7</sup> / <sub>8</sub> "	3
DP211C	13 <sup>25</sup> / <sub>32</sub> "	3

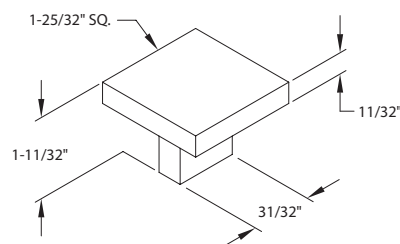

## DP211 Aluminum Edge Pulls



4B Brushed Brass	15 Dark Bronze	22 Brushed Anthracite	24R Rose Gold	90 Brushed Black	94 Satin Aluminum

## DP134A-17S

Square Cabinet Knob  
Satin Nickel

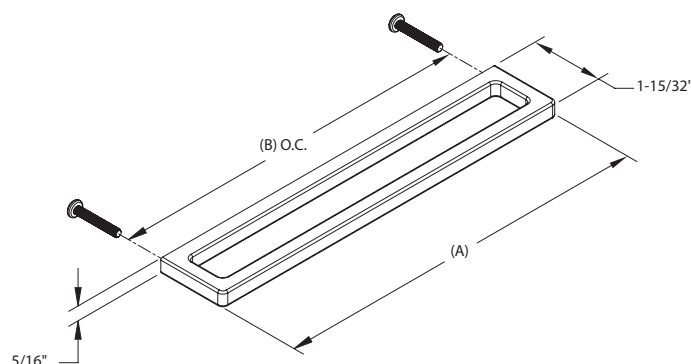



## DP176 SERIES

Low Profile Drawer Pull  
Satin Nickel



	(A) Length	(B) O.C.
DP176A	7 <sup>7</sup> / <sub>8</sub> "	7 <sup>9</sup> / <sub>16</sub> "
DP176B	12 <sup>29</sup> / <sub>32</sub> "	12 <sup>19</sup> / <sub>32</sub> "






**DP135-26M**  
Recessed Drawer Handle  
Matte Chrome



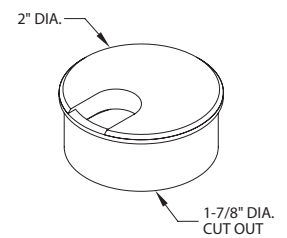
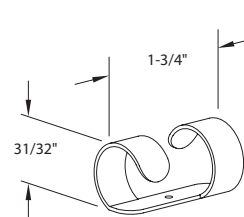
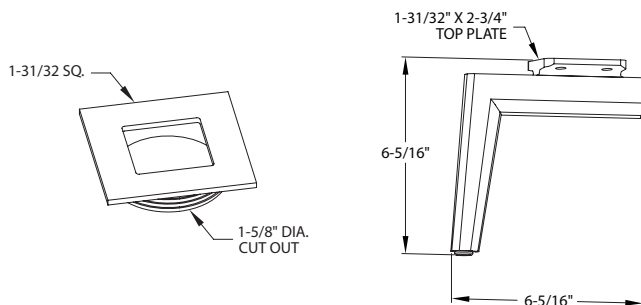
**FL19-90**  
Aluminum Furniture Leg  
Matte Black



**WM31-90**  
Rounded Cord Manager  
Black



**MM3/SET-26**  
Solid Brass Desk Grommet  
Polished Chrome





## PCS104

Sliding-Lid Power Grommet  
Power/Charging USB



### PCS104

Convenient power and USB charging options become within reach. A concealed grommet with sliding lid cover gives a sleek and unassuming look. Lid slides open to reveal one power outlet and a USB charger to accommodate mobile devices. To open and close, just use your finger and apply pressure over the raised grip edge and slide.



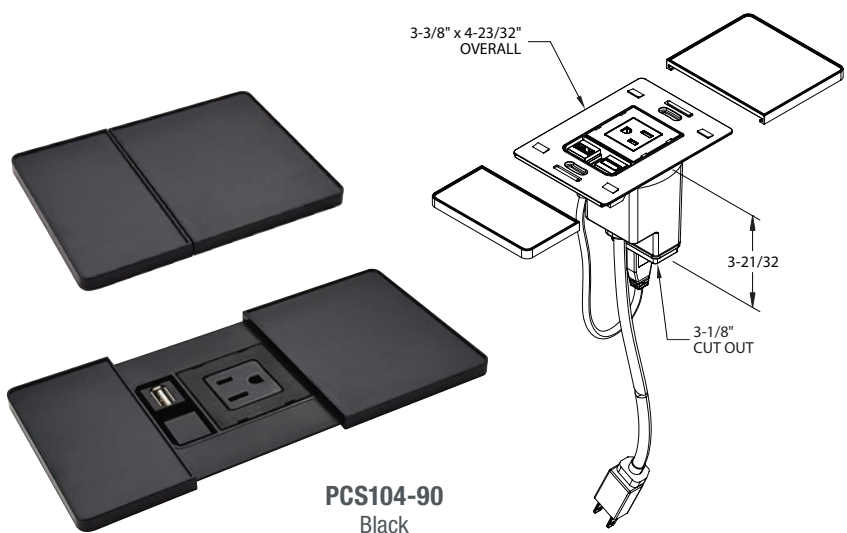
90  
Black



94  
Satin Aluminum



95  
White



[www.mockett.com](http://www.mockett.com)

40

800.523.1269

visit us online for more product information

# MOCKETT | RESIDENTIAL

*Residential Interior Design is more than just colors and surfaces - It's also about making furniture functional. Our innovative hardware will give you the tools to transform your living space.*


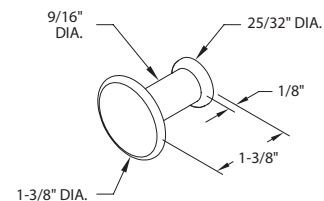
Your living space is more than just a place to lay your head. Take pride in your home's interior design and turn it into a multi-functional space for work, rest, and leisure, all with the finest in Architectural Hardware to complement your beautiful interior. Working from home requires a special attention to your furniture design for an easy transitional and fully capable home office. Our light duty Power and Wire Management tools will help you repurpose your space.

Add beautiful hardware accessories to other areas of your home. Spruce up your kitchen, bath, or closet with our wonderful line of hardware. Let no area of your interior go unnoticed with our stunning collection of Drawer Pulls, Shelf Brackets, Coat Hooks, and more! Enjoy the artistry.



## CH23 Button Coat Hook

Versatile button coat hook design goes with any traditional or contemporary design for closets and changerooms; can also be used as a kitchen or bath towel holder.



NON SEQUITUR © 2016 Wiley Ink, Inc.. Dist. By ANDREWS MCMEEL SYNDICATION. Reprinted with permission. All rights reserved.



## PCS82

Pop-Up Power Grommet  
Power/Dual USB Charger



[www.mockett.com](http://www.mockett.com)

**42**

800.523.1269

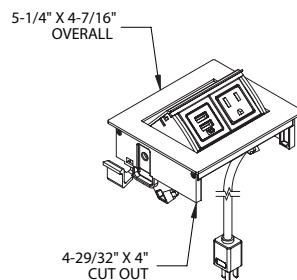
visit us online for more product information

## RESIDENTIAL | POWER

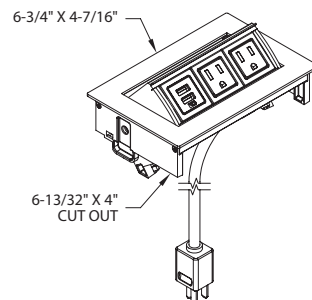
Enjoy convenient charging options for your phone, laptop, and other mobile devices on your nightstand or in your home office, anywhere you need to stay connected. If you're not able to install our power grommets into your furniture, we have a wonderful collection of freestanding tabletop monuments that offer the same convenient power options. We even offer a brilliant collection of Wireless Chargers for cable-free charging convenience. See them all at [mockett.com](http://mockett.com).



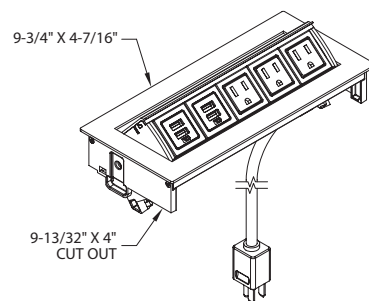
**PCS82A/U1-23/95**  
1 Power/1 Dual USB Charger  
Metallic Silver/White



**PCS82B/U1-23/90**  
2 Power/1 Dual USB Charger  
Metallic Silver/Black



**PCS82C/U2-90**  
3 Power/2 Dual USB Chargers  
Black



23/90  
Metallic Silver/Black



23/95  
Metallic Silver/White



90G  
Glossy Black



90M  
Matte Black



92M  
Matte Dark Grey



95G  
Glossy White



95M  
Matte White

[www.mockett.com](http://www.mockett.com)

**43**

800.523.1269

shop online with same day shipping



## CH1K

Triple Hook Set  
Or sold individually



## RESIDENTIAL | LIVING SPACES

Hardware is *the* single most important element of design. *Details.*

What makes a house a home is completely subjective, but the best way to enjoy that homey feeling is by surrounding yourself with the tools that not only make your home function, but also serve as an outward expression of your own inner self. Do you dream of a modern, minimalist design? Or a traditional country farmhouse style? Or perhaps a transitional space somewhere in between? We offer the best in architectural hardware that will fit in any space and settle into any design.



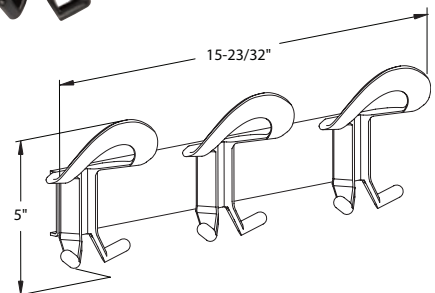
CH1K-90  
Matte Black



17S  
Satin Nickel



90  
Matte Black



[www.mockett.com](http://www.mockett.com)

44

800.523.1269

visit us online for more product information



The art of design as it pertains to hardware is predicated on balance – that delicate space where form meets function. We want our hardware to complement your furniture and give it a distinct purpose and character.

*We simply supply the details that will turn your ordinary design into an extraordinary composition.*

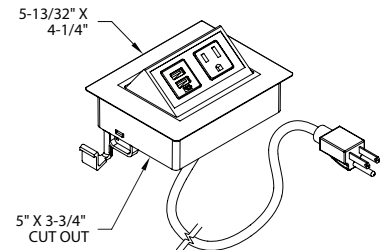


**PCS43C/USB-4B**  
Antique Brass

### PCS43

#### Contemporary Flip-Up Power Grommet

Stylish Flip-Up Power Grommet gives a sophisticated look to your interior and provides power and USB charging options by pressing on the lid to pop up, then pressing down to hide away.



4B  
Antique Brass



15  
Dark Bronze



17S  
Satin Nickel



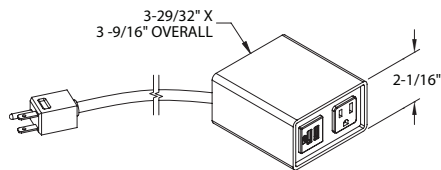
23  
Metallic Silver



26  
Polished Chrome



90  
Matte Black



82/95  
Walnut/White



86/95  
Cherry/White



88/95  
Ash/White


### PCS83

#### Wood Wrapped Power Dock

Beautiful Wood-Wrapped Power Dock rests on the desk or work surface with a soft non-skid grip surface and is encased with an elegant wood housing in Walnut, Cherry, or Ash. Great for home office or travel.




**PCS83/USB-82/95**  
Walnut/White




PEARLS BEFORE SWINE © 2018 Stephan Pastis. Reprinted by permission of ANDREWS MCMEEL SYNDICATION. All rights reserved.


# RESIDENTIAL | SHELF BRACKETS & COAT HOOKS



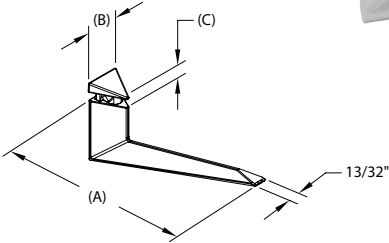
**SH56A-17S**  
Satin Nickel



**SH56A-23G**  
Glossy Metallic Silver




**SH56A-26**  
Polished Chrome



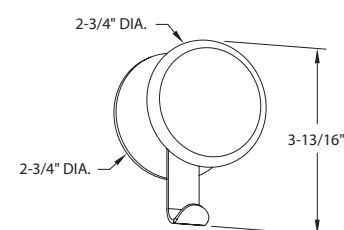
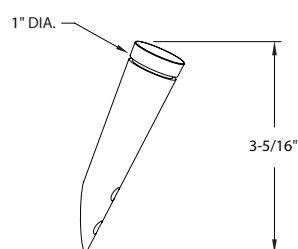
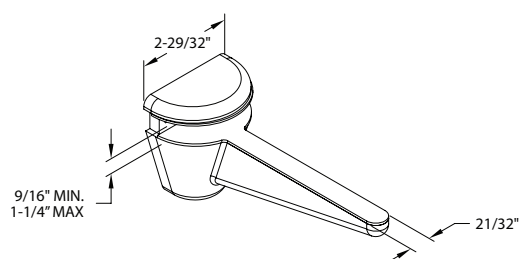
(A) (B) (C)

13/32"



**SH56 SERIES**  
Triangular Shelf Brackets  
Glossy Metallic Silver

	(A)	(B)	(C) Shelf Thickness
SH56A	5 29/32"	1"	1/4" - 1 1/4"
SH56B	9 1/16"	1 7/32"	1/4" - 1 7/8"

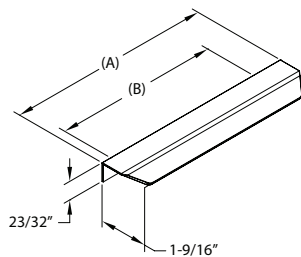


# RESIDENTIAL | DRAWER PULLS



After nearly 40 years of design, you might expect our drawer pulls would begin to lack imagination, but that couldn't be further from the truth. Our new bold, unique designs are as daring and exceptional as ever. All in the finest materials and in the most practical sizes and finishes.

## DP254 Chamfered Edge Drawer Pulls

You won't believe just how lightweight these aluminum handles are. Yet while they may seem slight and delicate, they are exceptionally rigid for even the most demanding environments. That durability when matched with understated elegance creates a dynamic combination of style and functionality.

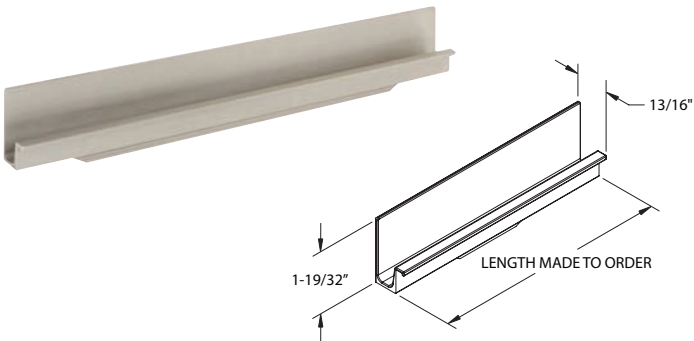


	(A) Length	(B) O.C.
DP254A	2 3/8"	25/32"
DP254B	7 7/8"	6 5/16"
DP254C	13 25/32"	12 19/32"



## DP224 Continuous Drawer Pull

Seamlessly integrate beautiful aluminum continuous pulls for easy opening along the length of the drawer. Brilliant design is especially stunning on a series of drawers or cabinets that run together. Cut to size for your exact drawer width. Available from 4" up to 68" lengths in Satin Nickel. Contact us for details.






## DP252

Slender Bar Drawer Pull  
Three Sizes



### DP252 SERIES

Slender Bar Pull with modest profile has a very slight and contemporary style. Clean lines and hard edges softened by its silky smooth finish, making for a highly versatile addition to all types of furniture.



4  
Satin Brass



17S  
Satin Nickel



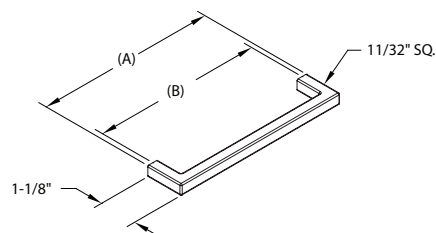
26  
Polished Chrome



26M  
Matte Chrome



90  
Matte Black



	(A) Length	(B) O.C.
DP252A	5 <sup>3</sup> / <sub>8</sub> "	5 <sup>1</sup> / <sub>32</sub> "
DP252B	7 <sup>29</sup> / <sub>32</sub> "	7 <sup>9</sup> / <sub>16</sub> "
DP252C	12 <sup>15</sup> / <sub>16</sub> "	12 <sup>19</sup> / <sub>32</sub> "

[www.mockett.com](http://www.mockett.com)

48

800.523.1269

visit us online for more product information

“Fine  
Architectural  
Hardware  
For  
Your Fine  
Furniture”®

Follow Us



**MOCKETT**  
DOUG MOCKETT & COMPANY, INC.

**Doug Mockett & Company, Inc.**

PO Box 3333 • Manhattan Beach • CA 90266

310.318.2491 • [info@mockett.com](mailto:info@mockett.com)

[www.mockett.com](http://www.mockett.com)

# *Lifestyle* Collection

*Beautify your Work and Living Space*



PCS103B/EE-17S  
Pop-Up Kitchen Power


**MOCKETT**  
DOUG MOCKETT & COMPANY, INC



*Why replace your furniture when you can revitalize it with new hardware?  
Retrofit options to transform your look.*



DRAWER PULLS & KNOBS .....	04-21
DOOR HARDWARE .....	22-27
STANDOFFS .....	28-29
TABLE LEGS .....	30-35
FURNITURE LEGS .....	36-38
CASTERS .....	39
COAT HOOKS .....	40-45
PURSE HOOKS .....	46-47
KITCHEN POWER .....	48-49
KITCHEN & BATH .....	50-51
TRASH GROMMETS .....	52-53
WORK SURFACE SUPPORTS .....	54-55
SHELF SUPPORTS .....	56-59
POWER GROMMETS .....	60
WIRE MANAGEMENT .....	61
WORK DESK ACCESSORIES .....	62
PRICING .....	63-66



Murphy is allowed to do all the interacting  
with telemarketers.

By permission of Jerry Van Amerongen and Creators Syndicate, Inc.

## **Our Guarantee:**

- Call 800-523-1269 to talk to a REAL person
- No Minimums
- 96.5% Same Day Shipping
- Free Return Shipping
- No Restocking Fee

# DESIGN: DEFINED BY DETAILS

*What separates a great interior design from a mediocre one? The finishing touches of course! “The devil is in the details”, as they say. Premium hardware accents not only add valuable function to your furniture, but also contribute to the overall aesthetic taking your design to the next and best level.*



PCS55  
Levity Tasklamp

*See what a difference the hardware alone can make!*

*Tab Pulls sit flush with the drawer for a low profile look. We have every size for every application.*

## **DP3 SERIES** *Tab Drawer Pulls*




								
3 Polished Brass	10B English Antique	10V Venetian Bronze	12 Brushed Bronze	17S Satin Nickel	21 Black Chrome	26 Polished Chrome	26D Satin Chrome	90 Matte Black



# TAB DRAWER PULLS

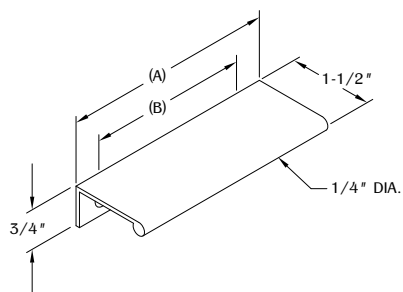
*Classic Design, Contemporary Style. A timeless blend of clean, minimalist details to keep a low profile, but to make a big statement.*



DP3-10B  
English Antique



DP3B-21  
Black Chrome



	(A) Length	(B) O.C.
DP3	1 1/4"	5/8"
DP3A	3"	2"
DP3B	4"	3"
DP3C	6"	5"
DP3D	8"	3"
DP3E	10"	4"
DP3F	12"	3 5/16"
DP3G	14"	4"
DP3H	16"	4 21/32"
DP3I	18"	5 11/32"
DP3J	20"	6"
DP3K	22"	6 21/32"
DP3L	24"	7 11/32"

## DP3

### TAB DRAWER PULL

You will love our classic DP3 Tab Drawer Pulls! A timeless and distinctive look that complements all types of furniture, you can't miss with DP3. Available in a variety of lengths to suit any drawer or cabinet size for a clean and continuous edge with a minimalist style. Custom sizes are easy and economical too! Available in any length up to 8' for your specific application. Select sizes also available with 2" profile. Visit [mockett.com](http://mockett.com) for details.

## DP3/DR/6

### TAB DOOR PULL

If you love the clean and minimalist look of our DP3 Tab Pull Series on drawers, you'll love DP3/DR for larger cabinets, armoires, credenzas, and doors even more! Even with a beefy 3" profile, they sit subtly on any door surface for an unobtrusive look, keeping your furniture looking sleek and contemporary. Choose from four standard lengths, or any custom length can be made for your super-sized furniture.

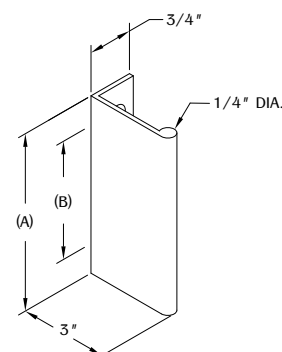
	(A) Length	(B) O.C.
DP3/DR/6	6"	4"
DP3/DR/8	8"	2"
DP3/DR/10	10"	2 21/32"
DP3/DR/12	12"	3 11/32"



DP3/DR/6-3  
Polished Brass



DP3/DR/6-90  
Matte Black




*Square Drawer Pulls go with everything. Beautiful in every setting. Too easy!*

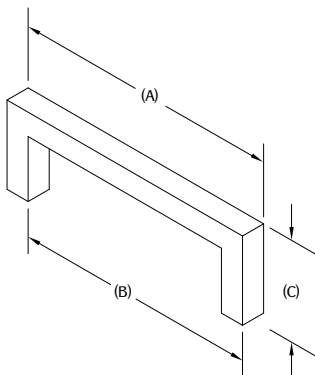


# CLASSIC DRAWER PULLS

*Square Drawer Pulls have a classic look and feel with that perfect dash of modern essentials that allow it to settle into literally any design. Square pulls are the safest bet on any vintage or ultra-modern furniture and everything in between.*



DP105 Series  
Square Pull



17S  
Satin Nickel



26M  
Matte Chrome



26  
Polished Chrome




SSS  
Satin Stainless Steel

## DP105

### SQUARE PULL

A sleek, modern square bar pull design for the ages. The ultimate mix of beauty and durability. Highly versatile and available in a multitude of different lengths and thicknesses to suit any application. Available in 16 sizes.

	(A) Length	(B) O.C.	(C) Projection
DP105A/6	6 <sup>27</sup> / <sub>32</sub> "	6 <sup>5</sup> / <sub>8</sub> "	1 <sup>21</sup> / <sub>32</sub> "
DP105A/8	8 <sup>1</sup> / <sub>8</sub> "	7 <sup>9</sup> / <sub>16</sub> "	1 <sup>21</sup> / <sub>32</sub> "
DP105A/9	9 <sup>3</sup> / <sub>8</sub> "	8 <sup>13</sup> / <sub>16</sub> "	1 <sup>21</sup> / <sub>32</sub> "
DP105A/13	13 <sup>1</sup> / <sub>16</sub> "	12 <sup>19</sup> / <sub>32</sub> "	1 <sup>21</sup> / <sub>32</sub> "
DP105A/18	18 <sup>3</sup> / <sub>16</sub> "	17 <sup>5</sup> / <sub>8</sub> "	1 <sup>21</sup> / <sub>32</sub> "
DP105A/20	20 <sup>23</sup> / <sub>32</sub> "	20 <sup>5</sup> / <sub>32</sub> "	1 <sup>21</sup> / <sub>32</sub> "
DP105B/1	1 <sup>1</sup> / <sub>4</sub> "	N/A	1 <sup>1</sup> / <sub>4</sub> "
DP105B/6	6 <sup>3</sup> / <sub>4</sub> "	6 <sup>5</sup> / <sub>16</sub> "	1 <sup>1</sup> / <sub>4</sub> "
DP105B/9	9 <sup>5</sup> / <sub>16</sub> "	8 <sup>13</sup> / <sub>16</sub> "	1 <sup>1</sup> / <sub>4</sub> "
DP105C/4	4 <sup>3</sup> / <sub>16</sub> "	3 <sup>25</sup> / <sub>32</sub> "	1 <sup>9</sup> / <sub>32</sub> "
DP105C/5	5 <sup>7</sup> / <sub>16</sub> "	5 <sup>1</sup> / <sub>32</sub> "	1 <sup>9</sup> / <sub>32</sub> "
DP105C/6	6 <sup>11</sup> / <sub>16</sub> "	6 <sup>5</sup> / <sub>16</sub> "	1 <sup>9</sup> / <sub>32</sub> "
DP105C/7	7 <sup>15</sup> / <sub>16</sub> "	7 <sup>9</sup> / <sub>16</sub> "	1 <sup>9</sup> / <sub>32</sub> "
DP105C/9	9 <sup>3</sup> / <sub>16</sub> "	8 <sup>13</sup> / <sub>16</sub> "	1 <sup>9</sup> / <sub>32</sub> "
DP105C/13	13"	12 <sup>19</sup> / <sub>32</sub> "	1 <sup>1</sup> / <sub>4</sub> "
DP105C/18	18 <sup>1</sup> / <sub>32</sub> "	17 <sup>5</sup> / <sub>8</sub> "	1 <sup>1</sup> / <sub>4</sub> "



DILBERT © 2017 Scott Adams. Used By permission of ANDREWS MCMEEL SYNDICATION. All rights reserved.




*Modern Bar Pulls take a traditional design and add a contemporary twist for an all-around unique and timeless style.*



# CONTEMPORARY DRAWER PULLS

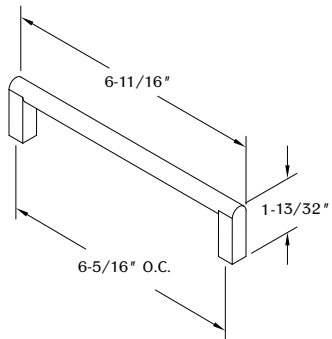
*Striking beauty in perfectly subtle form. Contemporary design calls for a minimalist approach to the overall aesthetic, but emphasizes a meticulous focus on the smallest details.*




## DP128

### ROUND TOP PULL

Classic? Contemporary? You decide! This exciting pull will go with either style and make it stand out. Cast with a round top and square posts for an interesting transitional design and tranquil complementary balance.



DP128  
Round Top Pull




## DP177

### RECTANGULAR BRACKET PULL

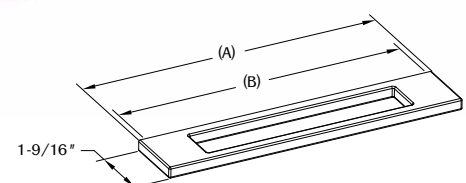
Solid body has a rigid hefty feel with a surprisingly light grip and slight profile when installed. Its slender appearance has a very modern feel on even the most industrial heavy duty applications.

	(A) Length	(B) O.C.
DP177A	7 7/8"	7 9/16"
DP177B	12 29/32"	12 19/32"



17S  
Satin Nickel

DP177 Series  
Satin Nickel



*Stainless Steel has a distinct look like no other.  
You'll love the way it looks on your furniture.*



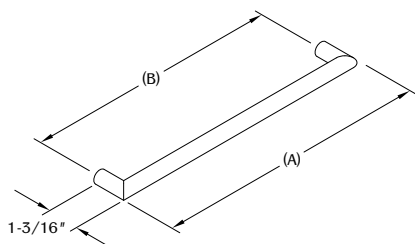


# STAINLESS STEEL DRAWER PULLS

*There's a reason Satin Stainless Steel never goes out of style. It's sleek and classy, it's easy to clean and maintain, and it looks brilliant on ALL types of furniture! You can't go wrong. And it's built for the toughest environments.*



DP54 Series  
Satin Stainless Steel



DP54C-SSS  
Satin Stainless Steel



SSS  
Satin Stainless Steel

## DP54

### ANGLED BAR PULL

An updated look to a classic stand-by, these wire pulls have a hefty bar stock that gives them a more contemporary feel and a firmer grip surface. Available in 10 sizes to finish off every drawer, large or small, to keep a consistent look across your furniture.

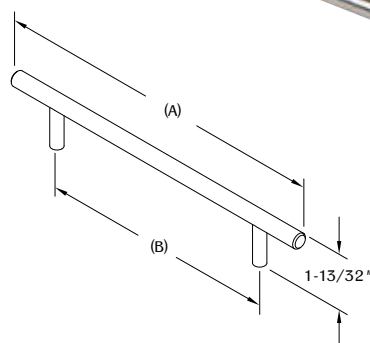

	(A) Length	(B) O.C.
DP54A	4 1/4"	3 25/32"
DP54B	5 1/2"	5 1/32"
DP54C	6 3/4"	6 5/16"
DP54D	8 1/32"	7 9/16"
DP54DE	9 11/32"	8 13/16"
DP54E	11 13/16"	11 11/32"
DP54F	13 1/16"	12 19/32"
DP54G	14 3/8"	13 27/32"
DP54H	19 5/16"	18 29/32"
DP54I	25 11/16"	25 3/16"

## DP55

### ROD PULL

Beautiful concept, beautiful execution! This rod pull features a large diameter bar mounted onto smaller posts. A distinctly elegant look that has a classic, yet contemporary feel that goes with literally everything. Rod comes with chamfered edges.

	(A) Length	(B) O.C.
DP55A	6 5/16"	3 25/32"
DP55B	7 9/16"	5 1/32"
DP55C	8 13/16"	6 5/16"
DP55D	10 1/16"	7 9/16"
DP55E	11 11/32"	8 13/16"
DP55F	15 1/8"	12 19/32"



DP55 Series  
Satin Stainless Steel



SSS  
Satin Stainless Steel

DP56 Series  
Satin Stainless Steel



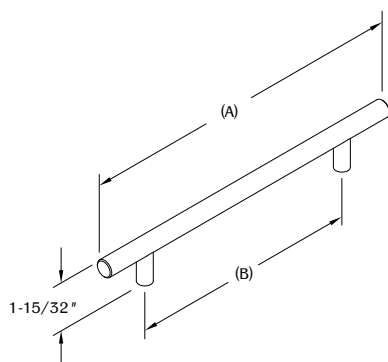
SSS  
Satin Stainless Steel

## DP56

### ROD PULL

Similar to DP55 Rod Pulls, but with a larger diameter for a beefier feel and a sturdier grip for heavier drawers and cabinet doors. Rod mounted onto smaller posts with chamfered edges for a classic, timeless look that goes with all types of furniture.

	(A) Length	(B) O.C.
DP56A	10 <sup>23</sup> / <sub>32</sub> "	7 <sup>9</sup> / <sub>16</sub> "
DP56B	12"	8 <sup>13</sup> / <sub>16</sub> "
DP56C	15 <sup>3</sup> / <sub>4</sub> "	12 <sup>19</sup> / <sub>32</sub> "



*Stainless Steel Rod Pulls are extremely lightweight and surprisingly tough. Durability meets luxury in a chic understated mix of style and function.*

## DP57

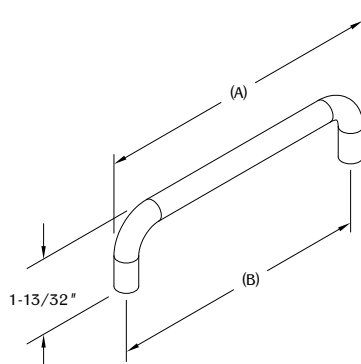
### WIRE PULL

Quality wire pulls available in a wide range of sizes from 2" up to 20" to fit every drawer and cabinet door. A basic design that looks great in any size and will really make your furniture sparkle. You can't beat this quality and versatility.

	(A) Length	(B) O.C.
DP57A	2 <sup>7</sup> / <sub>8</sub> "	2 <sup>17</sup> / <sub>32</sub> "
DP57B	4 <sup>5</sup> / <sub>32</sub> "	3 <sup>25</sup> / <sub>32</sub> "
DP57C	5 <sup>7</sup> / <sub>16</sub> "	5 <sup>1</sup> / <sub>32</sub> "
DP57D	6 <sup>3</sup> / <sub>4</sub> "	6 <sup>5</sup> / <sub>16</sub> "
DP57E	7 <sup>15</sup> / <sub>16</sub> "	7 <sup>9</sup> / <sub>16</sub> "
DP57F	9 <sup>1</sup> / <sub>4</sub> "	8 <sup>13</sup> / <sub>16</sub> "
DP57G	10 <sup>1</sup> / <sub>2</sub> "	10 <sup>3</sup> / <sub>32</sub> "
DP57H	11 <sup>3</sup> / <sub>4</sub> "	11 <sup>11</sup> / <sub>32</sub> "
DP57I	13"	12 <sup>19</sup> / <sub>32</sub> "
DP57J	16 <sup>13</sup> / <sub>16</sub> "	16 <sup>3</sup> / <sub>8</sub> "
DP57K	19 <sup>5</sup> / <sub>16</sub> "	18 <sup>29</sup> / <sub>32</sub> "
DP57L	20 <sup>9</sup> / <sub>16</sub> "	20 <sup>5</sup> / <sub>32</sub> "



DP57 Series  
Satin Stainless Steel



SSS  
Satin Stainless Steel



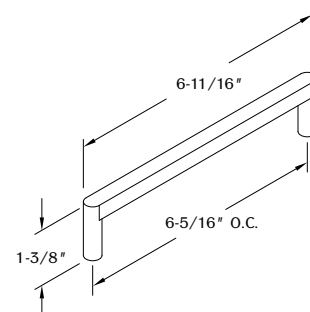
DP129-SSS  
Satin Stainless Steel

SSS  
Satin Stainless Steel

## DP129

### FLAT TOP PULL

A unique blend of modern and traditional style. Flat top merges with rounded posts in a solid cast form, opposite the round top and square posts of the DP128 for a different take on the transitional design.

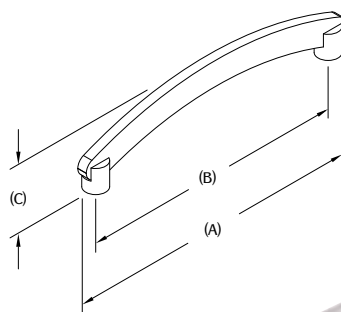


## DP32

### RADIUSED HANDLE

A flat arched handle rests on two barrels and creates an interesting dichotomy of round and flat that really works well. Transitional design mixes different elements in monochromatic fashion for an intricate blend that is simplistic in nature.

	(A) Length	(B) O.C.	(C) Projection
DP32A/M	5 3/4"	5 1/32"	1 1/8"
DP32B/M	9 3/8"	8 13/16"	1 7/16"



SSS  
Satin Stainless Steel



DP32 Series  
Satin Stainless Steel

DP157-SSS  
Satin Stainless Steel

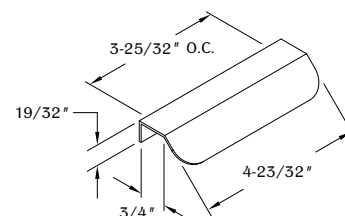


SSS  
Satin Stainless Steel

## DP157

### ANGLED PULL

This simple yet elegant pull mounts in a routed slot on the top of the drawer surface and screws in from behind. The angled hood provides a comfortable grip and a great look.





*Aluminum Drawer Pulls have a modern feel with a soft, inviting touch. A graceful elegance unmatched by other materials.*



## DP213

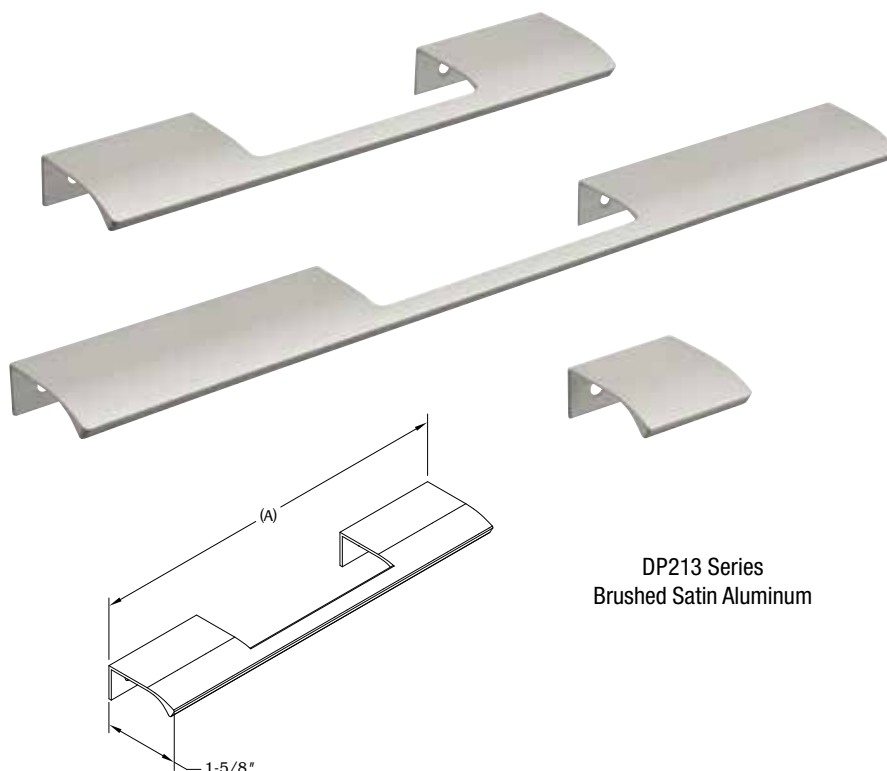
### URBAN EDGE PULL

Traditional tab pull design with a fresh new take is now anything but. This unique new look is in a class all by itself. Extremely lightweight with ultra thin construction. Sits nearly flush with the surface. Smooth curves on the downward sloping front edge create a sturdy and comfortable grip. The gap creates an interesting look and contrast with a surprisingly strong crossbar.

	(A) Length	Holes
DP213A	1 9/16"	2
DP213B	7 7/8"	4
DP213C	13 25/32"	4



94  
Brushed Satin Aluminum



DP213 Series  
Brushed Satin Aluminum

# ALUMINUM DRAWER PULLS


*Aluminum has an extraordinary versatility that is accentuated by its beautiful, inviting allure. Its flexibility gives it the strength and utility of steel with only one third of the weight. Plus, it adds an ultra-contemporary air of sophistication to your furniture.*

## DP211

### STRAIGHT EDGE PULL

A new take on a traditional tab pull design. Extremely lightweight and ultra thin, these pulls sit directly on top of the drawer surface without needing to rout out the top. They're so thin, they're nearly flush as is! Smooth curves and a sloping edge create a sturdy comfortable grip.

	(A) Length	Holes
DP211A	1 <sup>9</sup> / <sub>16</sub> "	2
DP211B	7 <sup>7</sup> / <sub>8</sub> "	3
DP211C	13 <sup>25</sup> / <sub>32</sub> "	3



DP211A-24R  
Rose Gold



DP211B-15  
Dark Bronze



DP211C-94  
Brushed Satin Aluminum



4B  
Brushed Brass



15  
Dark Bronze



22  
Brushed Anthracite



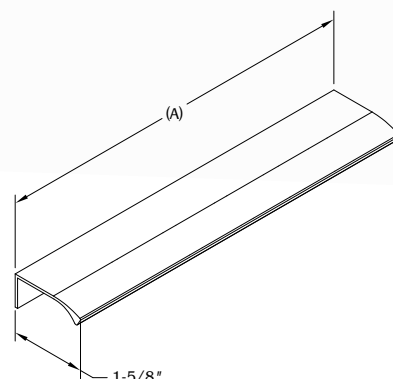
24R  
Rose Gold



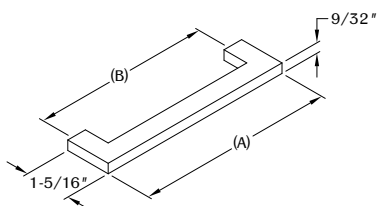
90  
Brushed Black



94  
Brushed Satin Aluminum



DP120-94  
Brushed Satin Aluminum



## DP120

### ALUMINUM RECTANGULAR PULL

We thought our steel square bar pulls could use a softer touch, so we introduced a thinner, rectangular aluminum version that has a soft and inviting allure. You'll love the smooth and comfortable grip.

	(A) Length	(B) O.C.
DP120A	5 <sup>19</sup> / <sub>32</sub> "	5 <sup>1</sup> / <sub>32</sub> "
DP120B	6 <sup>27</sup> / <sub>32</sub> "	6 <sup>5</sup> / <sub>16</sub> "
DP120C	9 <sup>3</sup> / <sub>8</sub> "	8 <sup>13</sup> / <sub>16</sub> "



94  
Brushed Satin Aluminum

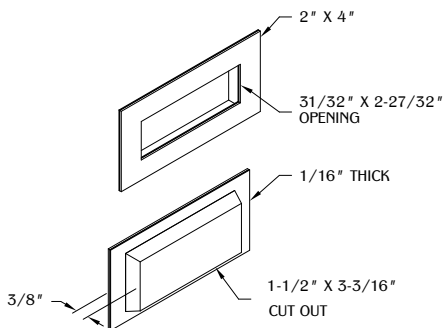
*Recessed Handles are great for  
drawers, cabinets, and pocket doors.*





# RECESSED PULLS

*You'll love our collection of Recessed Handles. Shallow grip cavity deep enough for leverage but slight enough to maintain a nearly flush appearance. Great for tight spaces and sliding doors too!*



## DP156

### RECESSED RECTANGULAR PULL

Recessed into your door or drawer for a flush and seamless integration. Its sharp lines give it a very serious contemporary feel and its recessed cavity traps and casts light with some interesting highlights.



SSS  
Satin Stainless Steel

## DP222

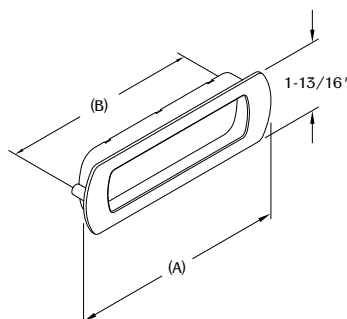
### TRINITY PULL

Rounded, rectangular, and recessed into your furniture with an inset opening. The trim flange overlay provides a grip inside the hollow chamber. Rounded edges give a traditional feel and soften the appearance on your furniture to make a more fluid integration.



17S  
Satin Nickel

	(A) Length	(B) O.C.
DP222A	5 <sup>21</sup> / <sub>32</sub> "	5 <sup>1</sup> / <sub>32</sub> "
DP222B	8 <sup>3</sup> / <sub>16</sub> "	7 <sup>9</sup> / <sub>16</sub> "



DP222 Series  
Satin Nickel



*Exquisite Slimline Pulls create a striking contrast on your furniture.  
The perfect complementary accent.*

# SLIMLINE BAR PULLS

*Slimline Bar Pulls have a contemporary style that is somehow both bold and sedate at the same time. Custom accents for your one-of-a-kind furniture. Great for large drawers to make them seem even longer.*

## DP148

### ELEGANT BAR PULL

Elegant and modern - these understated pulls are, amazingly, both subtle and striking. Thin frame is easy to grasp and maintains an extremely low profile for a seamless integration into any contemporary furniture.

	(A) Length	(B) O.C.
DP148A	8 1/8"	7 9/16"
DP148B	10 5/8"	10 3/32"
DP148C	18 3/16"	17 5/8"



17S  
Satin  
Nickel



26  
Polished  
Chrome



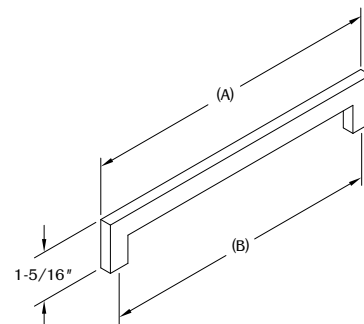
26M  
Matte  
Chrome



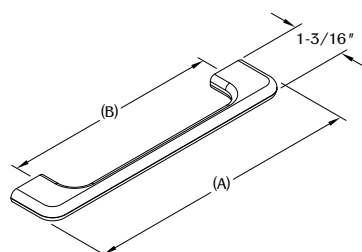
91B  
Brown  
Black



DP148 Series  
Bar Pull



DP238 Series  
Satin Nickel



## DP238

### LOFT PULL

Modest shape has a universal appeal on all types of furniture. Clean rounded contours subtly accentuate your furniture with a gentle softness that eases into the overall design.

	(A) Length	(B) O.C.
DP238A	6 5/8"	5 1/32"
DP238B	11 21/32"	10 3/32"



17S  
Satin  
Nickel



# BOW HANDLES

*These curved pulls have a soothing and graceful arch that gives just enough clearance off the drawer face for a modest grip area, but its sloping ends keep an aerodynamic look on both large and small drawers.*

## DP7

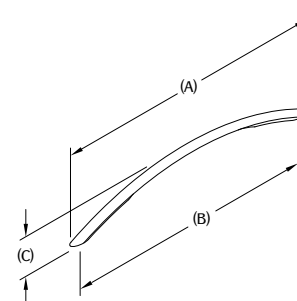

### BOW DRAWER PULL

A beautifully sleek steel bow with a flat undercut. For smaller drawers, the smallest version has a more rounded bow shape and for larger drawers, the largest version has a longer, leaner body. All four sizes have a subtle and chic complementary shape that goes with all types of furniture.

	(A) Length	(B) O.C.	(C) Projection
DP7A	3"	2 17/32"	1"
DP7B	4 3/8"	3 25/32"	1"
DP7C	5 13/16"	5 1/32"	1 1/16"
DP7D	8 7/8"	7 9/16"	1 1/16"



DP7 Series  
Bow Drawer Pull

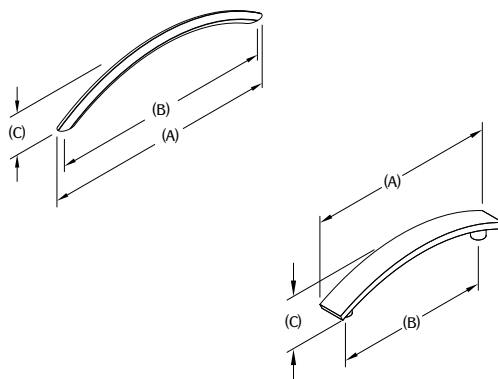


## DP33

### BOW HANDLE

A traditional design that is simply elegant. You can't go wrong with a classic, and we think ours is quite exquisite as it is made slightly heavier than most with a 3/8" diameter. Available in six lengths for matching on different sized drawers and cabinets.

	(A) Length	(B) O.C.	(C) Projection
DP33A	4 1/2"	3 27/32"	1 3/16"
DP33B	5 15/16"	5 1/32"	1 7/32"
DP33C	7 7/16"	6 5/16"	1 9/32"
DP33D	8 3/4"	7 9/16"	1 3/16"
DP33DE	10 3/16"	8 13/16"	1 1/4"
DP33E	14 5/8"	12 5/8"	1 1/4"



DP33 Series  
Satin Stainless Steel

SSS  
Satin Stainless Steel

## DP78

### CURVED BAR PULL

Flat stock curved bar mounts onto subtle round posts that are hardly visible giving the illusion of a floating arch pull. This timeless conservative design has taken on a bold and contemporary twist that is equally at home on traditional and modern furniture and cabinetry.

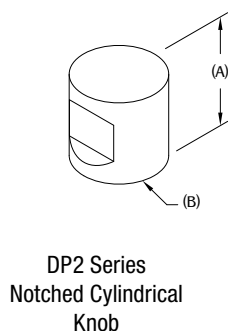
	(A) Length	(B) O.C.	(C) Projection
DP78C	4 17/32"	3 25/32"	29/32"
DP78D	5 3/4"	5 1/16"	1"
DP78E	9 17/32"	8 13/16"	1 3/16"

DP78 Series  
Curved Bar Pull



# KNOBS

*For those smaller drawers and cabinets, you'll love our collection of Knobs. All in brilliant finishes and stylish form.*



DP2		
NOTCHED CYLINDRICAL KNOB		
Traditional knob machined from brass with undercut finger grip. Modest in size and footprint on the drawer or cabinet face, but hefty in weight and feel, and big on details that will complement your furniture! Can also be mounted on a wall and used as a stylish coat hook.		
	(A) Projection	(B) Diameter
DP2	7/8"	7/8"
DP2A	1 1/8"	1 1/8"

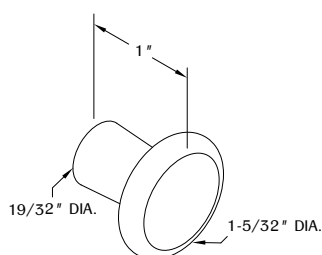
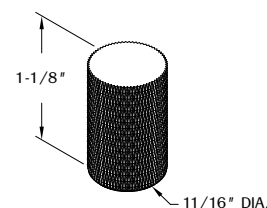
## DP250

### KNURLED KNOB

Classic retro feel for your vintage or contemporary industrial furniture. Intricate knurling provides a unique look and a wonderful texture for gripping. Finished top and beveled edges give it an especially attractive finishing touch for your one of a kind furniture.



DP250 Series  
Knurled Knob

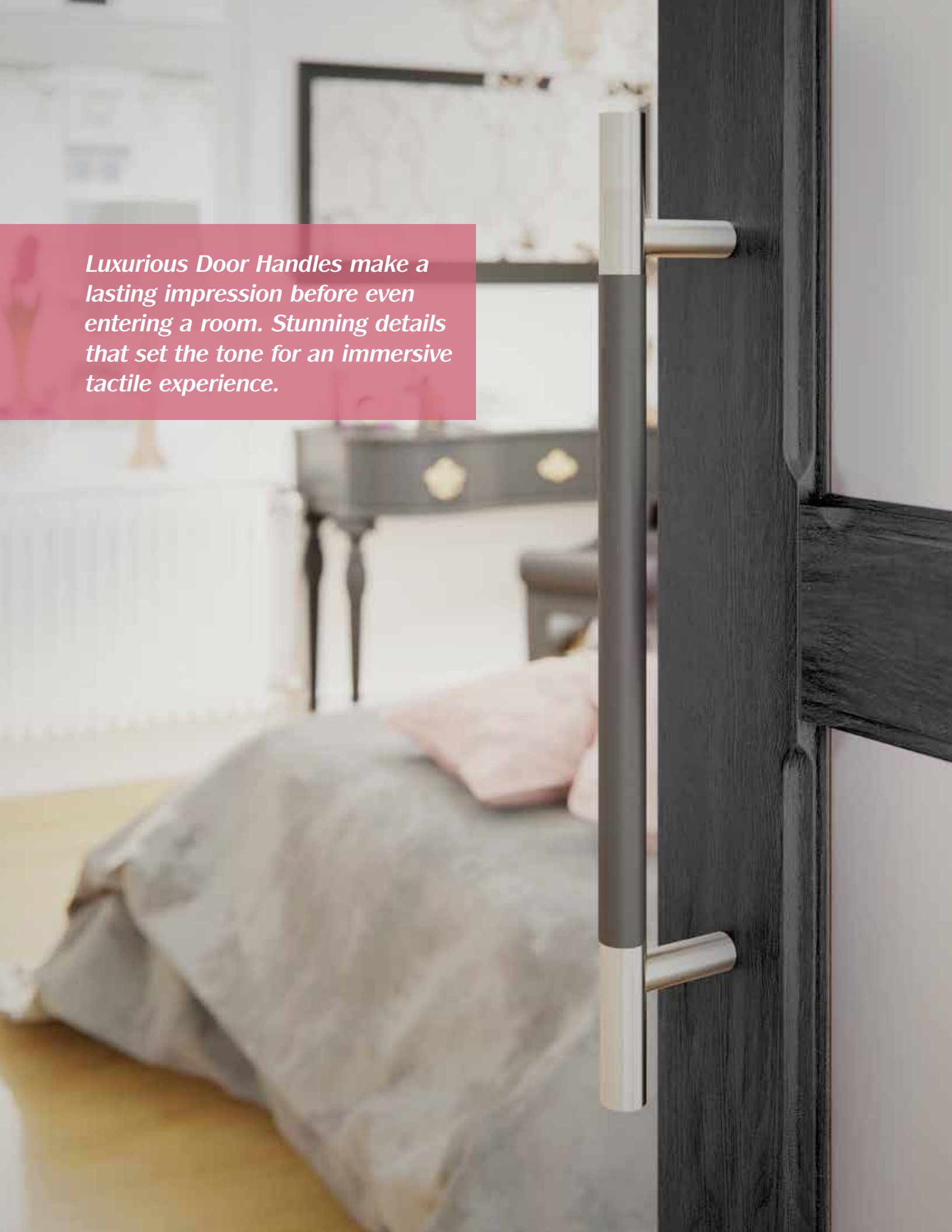


DP196-SSS  
Satin Stainless Steel

## DP196

### MUSHROOM PULL

Mushroom shaped with a smooth, flat top great for use as a pull or a coat hook. Small, simple, and extremely functional with a great finger grip that provides a hearty and comfortable grasp. Beautiful shine and big on details.

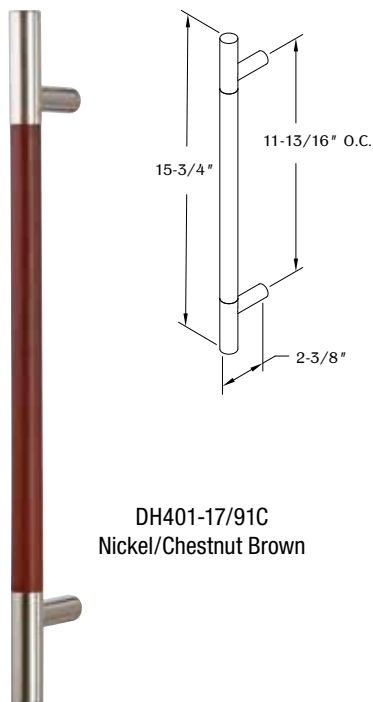
A black door with a modern silver handle is the central focus. The handle is a sleek, cylindrical design with a brushed metal finish. The door is slightly ajar, revealing a glimpse of a luxurious interior. In the background, a dark wooden console table with ornate carvings and a white lamp are visible. A large, light-colored rug with a subtle pattern is on the floor. The overall atmosphere is one of elegance and sophistication.

*Luxurious Door Handles make a lasting impression before even entering a room. Stunning details that set the tone for an immersive tactile experience.*



# DOOR HANDLES

*Interior Doors have never been so seductive. Our Door Handles will add a delightful complementary touch to your interior with inspired designs and exquisite materials, including Aluminum, Steel, and hand-stitched Leather bound handles.*



DH401-17/91C  
Nickel/Chestnut Brown



DH401/BB-17/91C  
Nickel/Chestnut Brown

## DH401

### SLIM BARREL DOOR HANDLE

Stunning leather door handles! Inspired by their smaller drawer pull counterparts, this popular design looks even more ravishing on a larger scale. Hand stitched leather wrap gives a beautiful complementary finishing touch. Sold individually, DH401, or in pairs with back-to-back mounting hardware, DH401/BB.



17/90  
Nickel/Black



17/91C  
Nickel/Chestnut Brown



17/91H  
Nickel/Chocolate Brown

## DH4

### SLIM CYLINDRICAL DOOR HANDLE

Round bar handle has a classic style that complements any door type. Classic shape is extremely popular with drawer pulls and cabinet handles and lends itself to larger door applications to match existing interior design. Sold individually, DH4, or in pairs with back-to-back mounting hardware, DH4/BB.



17S  
Satin Nickel



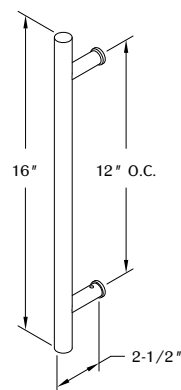
26  
Polished Chrome



26D  
Satin Chrome



DH4/BB-17S  
Satin Nickel



DH4-17S  
Satin Nickel



*Barn Door Hardware spices up your décor with a taste of rustic chic! A great space saving tool for smaller spaces too.*



# SLIDING DOOR HARDWARE

*Use with any interior door to turn any open floor space into a private room with an easy-gliding sliding door. Transform your urban loft with a touch of farmhouse flair, or vice versa giving your rustic décor a metro makeover.*

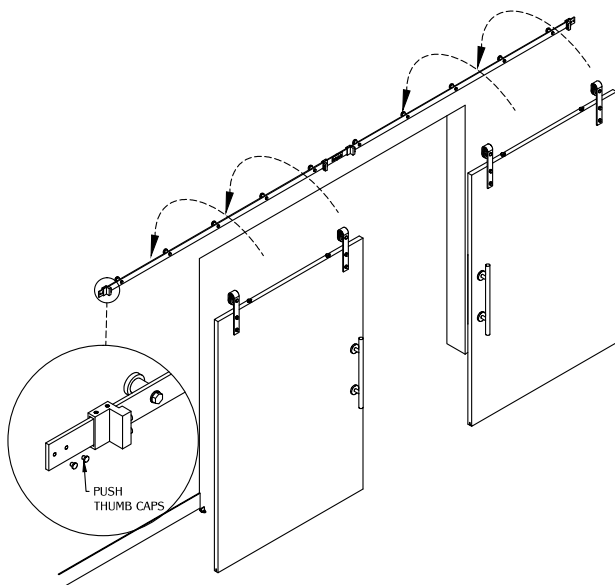
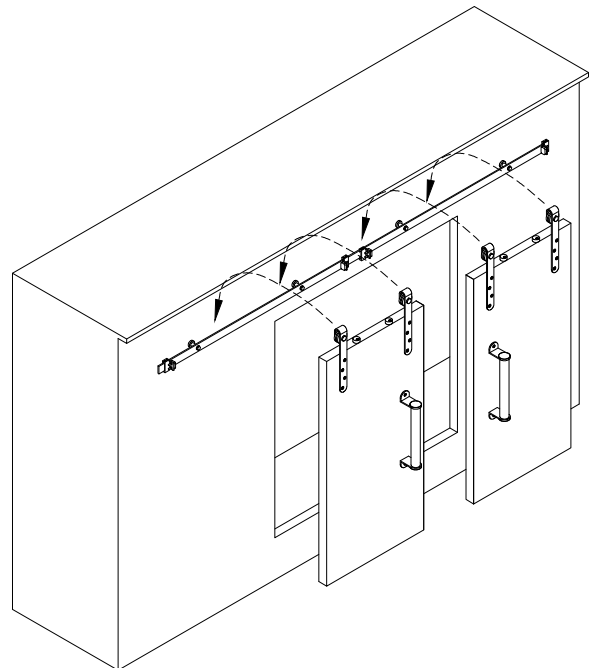
## SDH4

### MINI SLIDING DOOR HARDWARE SET

We loved the barn door look on full sized doors so much, we had to scale it down to a toy-sized version to enjoy on smaller furniture too! Imagine the charming allure of a sliding door set on a beautiful bar or buffet, or on an entertainment center or mantle display to conceal a television when not in use. How about a restroom vanity or storage dresser cabinet set? Any furniture with a traditional hinged swing door can be converted into a lovely barn door system. This pint-sized version of its larger predecessor is adorable on all furniture types and adds an unexpectedly delightful grace to the design - a simple touch that creates a wonderful charisma that radiates throughout the room.



SDH4-90  
Black



## SDH3

### DOUBLE DOOR SLIDING DOOR HARDWARE SET

Give your beautiful interior a contemporary transformation with a picturesque double door opening. Great for home or office to create a stunning entryway into your conference room or foyer, or seal off a large room or passageway for privacy with large, beautiful custom doors. Works with wood, glass, or any other door type. Let your imagination run wild with possibilities. Enjoy the two tone effect created by the black bracket set and charcoal grey rod, a beautiful complementary combination that further explores the dichotomy of rustic chic and contemporary elegance.



SDH3-90  
Black





## SDH1

### SLIDING DOOR HARDWARE

Barn Door Hardware is a great space saving tool! SDH1 can be applied to any interior door, including glass, and glides easily over the track. Give your space a decorative rustic feel and spice up your décor with some elegant country chic. Ultra-modern stainless steel hardware creates an interesting dichotomy of contemporary style and farmhouse function. Back-to-back door handles included as shown.



SSS  
Satin Stainless Steel

## SDH2

### SLIDING DOOR HARDWARE

Want to give your interior space a rustic feel with a contemporary twist? Barn Door Hardware provides the perfect space saving solution for your interior door with easy-gliding operation for lofts, offices, closets, or anywhere a transitional space is needed. Ideal for smaller spaces that don't have the room for a traditional swing-door, and for larger spaces that want to keep that open free flowing feel. Back-to-back door handles included as shown.



SSS  
Satin Stainless Steel



ZITS © 2009 Zits Partnership - Distributed by King Features Syndicate, Inc.

# DOOR STOPS

*Door Stops can be so much more than those boring little rubber wedges. Fine decorative details are what give exceptional work and living spaces an edge.*

## DS2

### ROUND DOOR STOP

Modern design and low profile bumper make this door stop perfect for contemporary households and businesses. Comes with wood screw for wood floors and molly for composition floors.



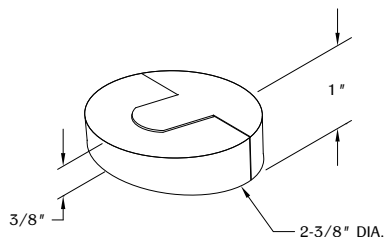
94  
Satin Aluminum



SSS  
Satin Stainless Steel



DS2-94  
Satin Aluminum



## DS3

### CYLINDRICAL DOOR STOP

Post available in Satin Stainless Steel or Aluminum, this post with hefty black rubber bumper has a unique roller style.



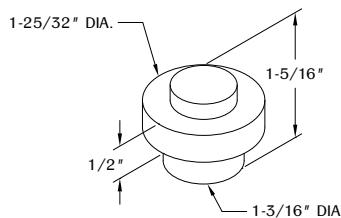
94  
Satin Aluminum



SSS  
Satin Stainless Steel



DS3-SSS  
Satin Stainless Steel



## DS6

### CYLINDRICAL DOOR STOP

A simple and clean design with a rubber bumper ring available in four beautiful finishes. Two sizes, 1 3/16", DS6, and 1 1/16", DS6A.



3  
Polished Brass



17S  
Satin Nickel



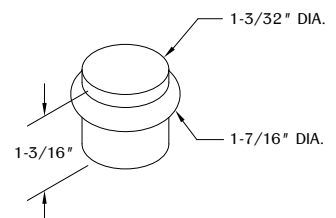
26  
Polished Chrome





26D  
Satin Chrome



DS6-3  
Polished Brass



*What a way to display!  
Standoffs are right up  
your creative alley for  
signage, art, and more.*



*Every size for every job.  
Available in custom colors too!*



Stainless Steel



Aluminum



Regular Cap



Low Profile Cap



Mounting Options For: Wood, Concrete, Drywall and Table Top



# STANDOFFS

*Standoffs allow you to display artwork or signage, raise a transaction top above a desk or work surface, hang a modesty panel; the options are endless. All in quality machined aluminum and stainless steel.*



## MPB COLLECTION

### MULTI-PURPOSE STANDOFFS

Standoffs are right up your creative alley! Available in a variety of lengths and thicknesses to suit your custom application. You can even create dynamic displays and step out your display with multiple levels. Available in round or square in Satin Aluminum. Select sizes also available in Satin Stainless Steel. See website for details.



94  
Satin Aluminum

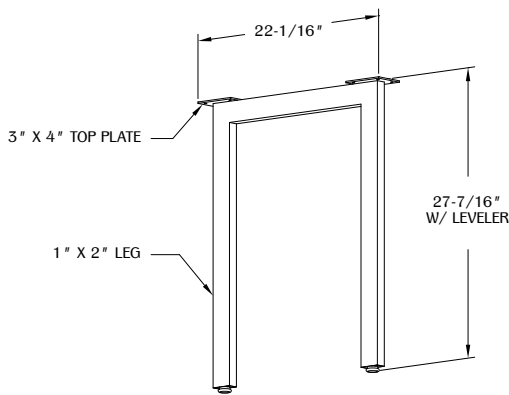
(A)	MPB6 3/8" DIA.	MPB7 5/8" DIA.	MPB9 1" DIA.	MPB10 1-1/4" DIA.	MPB11 1-1/2" DIA.	MPB12 2" DIA.	MPB/SQ 1" SQ.
1/4" height	X			X			
1/2" height	X	X	X				
5/8" height				X			
3/4" height		X					
7/8" height							
1" height	X	X	X	X	X	X	X
1 1/2" height		X					
2" height		X	X	X	X	X	X
3" height		X	X	X	X	X	
4" height			X	X	X	X	
6" height				X		X	
8" height				X			
10" height				X			
12" height				X			



*Our signature Table Legs are the finest legs around! We are thrilled to bring you our collection. Enjoy the artistry.*

# TABLE LEGS

*We have tried to cover every style imaginable to suit your contemporary furniture. Most of our legs are available in standard sizes, others can be customized to your exact specifications. From classic to modern, we have exactly what you need.*



## TL37

### RECTANGULAR LEG W/SCREW MOUNT

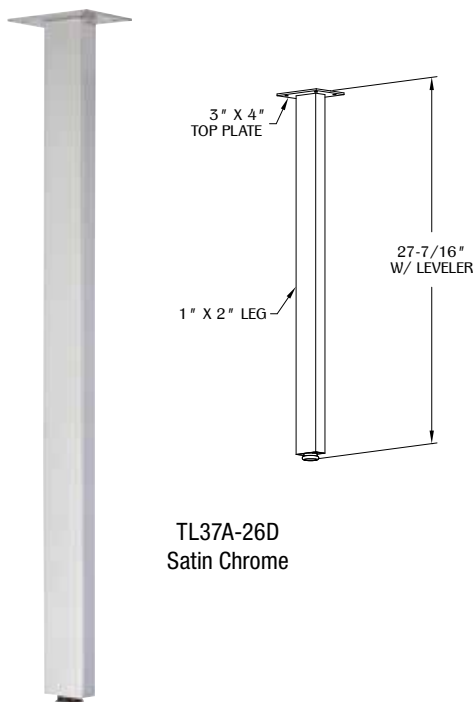
These striking steel legs have a simple, elegant form that provides a pristine complementary touch to your custom table top. If you're looking for a clean and luxurious design without a lot of extraneous elements that serve as a distraction from your overall aesthetic, these legs are apt for the job. Available in a single leg, TL37A, or a dual leg, TL37B.



26D  
Satin Chrome



90  
Matte Black



By permission of Jerry Van Amerongen and Creators Syndicate, Inc.





*We specialize in the finishing touches that make your furniture look stunning. Look no further than our signature Table Legs. Give your custom table top the beautiful accent it deserves.*

# SIGNATURE TABLE LEGS

*Our collection of Designer Table Legs will inspire awe and delight, but their true beauty stems from their ability to complement the overall design. While handsome enough to take center stage alone, they serve simply to enhance the presentation as a whole.*

## TL63

### CASCADE LEG

Transitional table leg is defined by its distinctly gentle sloping contours and creates a striking presentation on your custom furniture! Its antique origins take flight in contemporary form with a tranquil fluidity. A stunning combination of soft and smooth lines that come together to create beautiful harmony. Weight Capacity: 250 lbs



TL63-15  
Dark Bronze

## TL64

### TAGLIO TABLE LEG

Give your furniture a modern twist! An incredible design of mystical proportions, this rigid labyrinth has a distinct floating center sphere that is supported by individual blades that meet at the base to create a union of independent elements. Weight Capacity: 300 lbs



TL64-SSS  
Satin Stainless Steel

## TL65

### IMPERIAL LEG

Four individual blades come together at the base to form a powerful statement. High impact hard lines give a handsome complementary accent to your custom furniture. Your contemporary space deserves an earnest attention to detail and TL65 gives you exactly that – a sober design with an awe-inspiring reverence for the overall aesthetic. Weight Capacity: 250 lbs



TL65-26  
Polished Chrome

# ORIGINAL “GREAT LOOKIN’ LEGS®”

*Even the most basic shapes require painstaking attention to detail.  
Classic style and simple elegance suitable for any job.*

## TL27-34

### TRADITIONAL TABLE LEGS

Round tube legs have a classic style and a highly versatile soft, familiar shape that goes with everything. Our original Great Lookin’ Legs® are available in a variety of sizes with plate or glide leveler options and if you can't find exactly the size you're looking for, custom options are easy and economical with reasonable lead times. Standard in 3", 4", or 6" diameters in 27 ½", 28", or 34 ½" heights for desk, dining, or bar heights.



26  
Polished Chrome



26D  
Satin Chrome



90  
Matte Black



TL27P-3-26D  
Satin Chrome

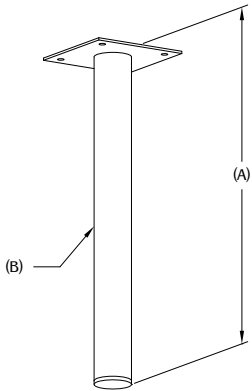


TL28P-3-26  
Polished Chrome



TL34P-3-90  
Matte Black

*All available in 3", 4" or 6" diameter in  
27", 28 ½" or 34 ½" height. Or to your  
own custom specifications.*



	(A) Height	(B) Size	Regular Leveler	Plate Leveler
TL27	27"	3" DIA.	TL27R	TL27P
	27"	4" DIA.	TL27R	TL27P
	27"	6" DIA.	TL27R	TL27P
TL28	28-1/2"	3" DIA.	TL28R	TL28P
	28-1/2"	4" DIA.	TL28R	TL28P
	28-1/2"	6" DIA.	TL28R	TL28P
TL34	34-1/2"	3" DIA.	TL34R	TL34P
	34-1/2"	4" DIA.	TL34R	TL34P
	34-1/2"	6" DIA.	TL34R	TL34P

**Available with Regular Glide or Plate Leveler**



Regular Glide Leveler




Plate Leveler



## TL66

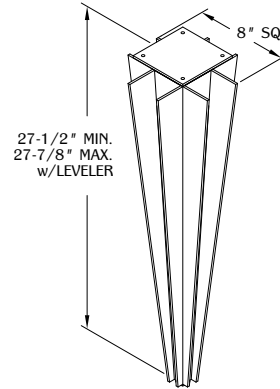
### FORTRESS LEG

Give your furniture an air of sophistication with this intriguing design. A union of brutalist style and modern simplicity that creates a unique brand of architectural prowess. Independent slats transform its basic conical shape into slotted chambers, adding depth and dimension to its intricate display. Made to order to your exact specifications. Weight capacity: 250 lbs.



TL66-90  
Matte Black

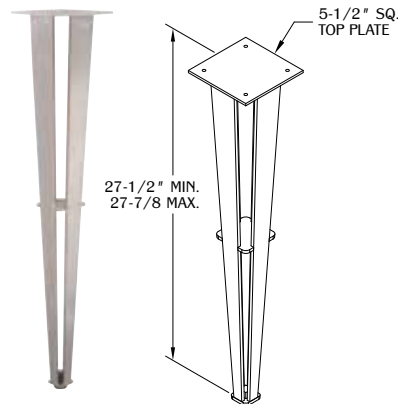
*Provocative Design. Exquisite Craftsmanship. Find your inspiration with the details that make your furniture stand out!*



## TL67

### ELEVATE LEG

Simple tapered leg design is dissected into sectional planes that converge at the base and share a center platform. Stunning artistry manifested through its modest contemporary form. A dichotomy of minimalist design and meticulous tranquility. Made to order to your exact specifications. Weight capacity: 250 lbs.

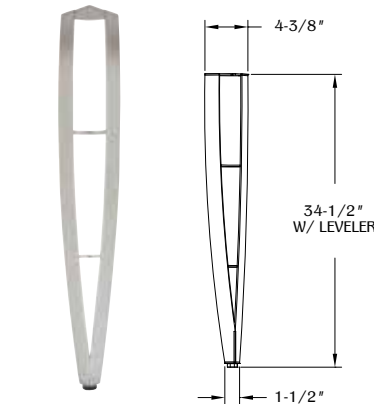



TL67-SSS  
Satin Stainless Steel

## TL54

### WHITLEY LEG

Flat planes combined to give a sense of a solid, curving leg with visual interest increased by the negative space between the plates. A simple design defined by its inherent intricacies of merging contours. Available in two sizes, 27 1/8" height, TL54A, or 34 1/2" height, TL54B. Weight Capacity: 140 lbs

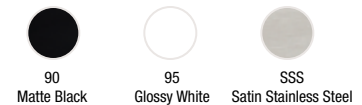


TL54B-26C  
Crystalite Chrome


## TL47

### LOOP TABLE LEG

Beautiful Loop Legs are sure to impress on your custom furniture! A sensory exploration that takes an illusionary effect from its multiple bends of laser-cut steel is met with a surprisingly strong weight capacity for its angle to vertical shape. Base features an adjustable glide leveler. Available in 27 11/32" height, TL47A, and 34 1/2" height, TL47B. Weight capacity: 100 lbs



TL47B-90  
Matte Black



*Our Furniture Legs may be small in stature,  
but they are big on details. Let no area  
of style go unnoticed on your furniture.*

# SMALL (LI'L) FURNITURE LEGS

*Our Small (Li'l) Furniture Legs come in a variety of heights, sizes, and finishes. From basic tube legs in round or square to awe-inspiring designs, you'll find exactly what you're looking for.*

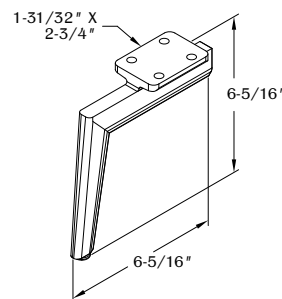
## FL19

### ALUMINUM FURNITURE LEG

Luxurious furniture legs cast with a decorative tapered shape and an offset top plate for mounting. Hefty arm projects outwards from the mounting bracket, then tapers downwards to a narrow base. Sturdy steel construction with a surprisingly thin profile. Fixed leveler attached. Weight Capacity: 200 lbs



FL19-15  
Dark Bronze



15  
Dark Bronze



90  
Matte Black



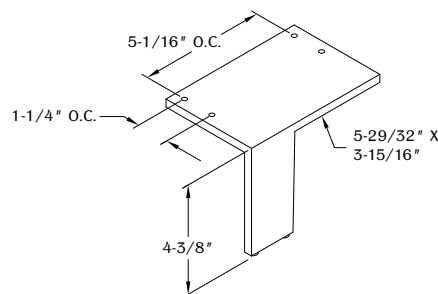
90G  
Glossy Black



95  
White



100  
Polished Aluminum



FL16/L-23  
Metallic Silver

## FL16

### SLIM CORNER LEG

Slim furniture leg available in a left and right version, sold individually, continues the line created by the corner of your furniture and carries it down to the floor. A wide profile on one side and a narrow edge on the other gives this leg an interesting look from any perspective. Weight capacity: 175 lbs



17S  
Satin Nickel



23  
Metallic Silver



26  
Polished Chrome



90  
Matte Black



## FL2

### CURVED FURNITURE LEG

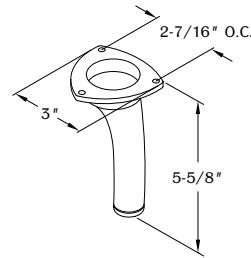
Polished aluminum curved tube that is simply elegant. Comes with triangular top plate. Available in 5  $\frac{5}{8}$ " height, FL2/LV1, 6  $\frac{1}{8}$ " height, FL2/LV8, or 6  $\frac{3}{16}$ " height, FL2/LV10, each with a different style leveler for a different look.



100  
Polished Aluminum



FL2/LV1-100  
Polished Aluminum



## FL22

### SPHERE FURNITURE LEG

You've never seen a furniture foot like this before! Self-leveling sphere is cast of solid aluminum and features rhythmic cuts throughout for an illustrious creative design edge. Solid orb is extremely dense, providing a substantial load capacity for even the largest armoires and dressers. This handsome base is sure to create a sleek ultra-modern feel for your contemporary furniture. Weight capacity: 250 lbs



90  
Satin Black



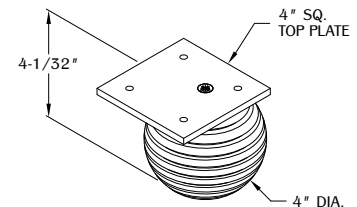
92A  
Satin Grey



94  
Satin Aluminum



FL22-92A  
Satin Grey



## FL3

### SMALL FURNITURE LEG

Straight steel tube legs are easy and economical, and with a classic shape and style, they go with virtually everything. Weight capacity: 100 lbs



26  
Polished Chrome



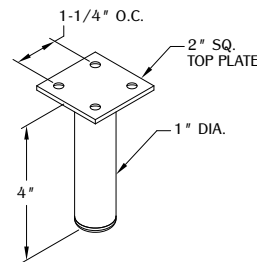
26D  
Satin Chrome



90  
Matte Black



FL3-90  
Matte Black



## FL5

### TAPERED LI'L LEG

Tapered leg going from 2" to 1" at the bottom with a 3" top plate. Conical shape gives a wonderful mid-century feel with a hip, contemporary vibe. Comes with adjustable glide leveler. Weight capacity: 75 lbs per leg



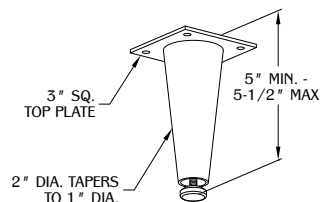
PSS  
Polished Stainless Steel



SSS  
Satin Stainless Steel



FL5-PSS  
Polished Stainless Steel



# CASTERS

*Casters affix to the bottom of furniture, allowing you to move heavy pieces without putting out your back. Practical, but usually not very exciting.*

*We prefer some pizzazz on top of basic utility.*

## CA31/CA32

### TWIN WHEEL CASTER

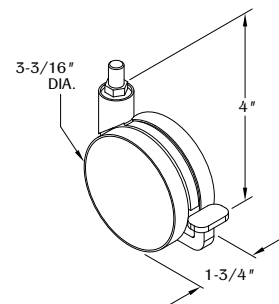
Casters are a fun and functional furniture accessory, and with 12 hub insert finishes to choose from, you'll find that perfect complementary accent. Make your furniture mobile with the help of our attractive twin wheel casters. Available with brake, CA31, or no brake, CA32, all with plate or stem mount options. All casters swivel 360°. Weight capacity: 100 lbs



CA31SC-26  
Polished Chrome



CA32SN-17S  
Satin Nickel



17S  
Satin  
Nickel



23  
Metallic  
Silver



26  
Polished  
Chrome



60T  
Translucent  
Green



62T  
Translucent  
Blue



66T  
Translucent  
Red



86  
Cherry



87  
Beech



90  
Matte  
Black



92  
Grey



95T  
Translucent  
White



97T  
Translucent  
Yellow

## CA6

### SINGLE CASTER

Nicely curving base, beautiful painted plastic or wood center. Plastic center is rounded and radiused, wood center deeply dished. Available with a Black or Aluminum base with or without a brake and with a plate or stem mounting option. Weight capacity: 25 lbs



23  
Metallic  
Silver



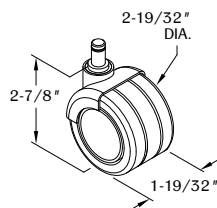
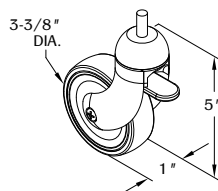
90  
Matte  
Black



CA6SA-23  
Metallic Silver



CA55CA-53  
Orange



## CA55

### HOLLOW WHEEL CASTER

Hollow wheel design with two thin tires rotating around a circular hub. Low center of gravity and wide twin-wheel base gives a stable footing and glides smoothly across the surface. Base color of Black, White, or Aluminum with four wheel color options. All available with plate, stem, or chair mount options. All casters swivel 360°. Weight capacity: 70 lbs



53  
Orange



90  
Matte  
Black



92  
Grey



92L  
Light  
Grey



*Why are Coat Hooks hidden away in closets and mudrooms? Probably because most humdrum designs are so downright boring. Our inspired designs will change your take on everything.*

## CH23

### BUTTON COAT HOOK

This delightful button coat hook goes anywhere! Subtle design settles into your interior seamlessly and can be used for coats or kitchen or bath towels. Timeless design with versatile purpose - a winning combination!



3  
Polished Brass



23  
Metallic Silver



PSS  
Polished Stainless Steel



SSS  
Satin Stainless Steel

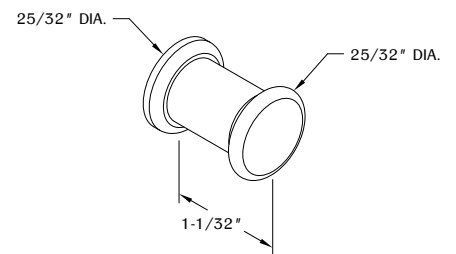
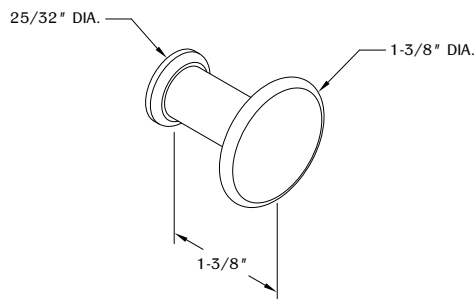
	(A) Dia.	(B) Projection	(C) Dia.
CH23	25/32"	1 3/8"	1 3/8"
CH23A	25/32"	1 1/32"	25/32"



CH23-SSS  
Satin Stainless Steel



CH23A-PSS  
Polished Stainless Steel





# COAT HOOKS

*Our exquisite Coat Hook collection is fun and functional. Why shouldn't it be?  
With such high visibility in entryways, we like to turn them into  
decorative accent pieces!*

## HK27

### FLAT TOP BUTTON HOOK

Coat Hooks don't get any easier than this. Minimalist style and clean, traditional finishes give this timeless hook set a classic look that goes with anything. Three straight posts with flat caps mounted onto a simple back plate to conceal the mounting hardware. Available with a 7" back plate, HK27K-A, or a 9 1/4" back plate, HK27K-B. Or the hooks can be used singly and purchased individually, HK27.



90  
Satin Black



92A  
Satin Grey



94  
Satin Aluminum

	Hooks	(A) Length	(B) O.C.
HK27	1	N/A	N/A
HK27A	3	7"	3"
HK27B	3	9 1/4"	4"



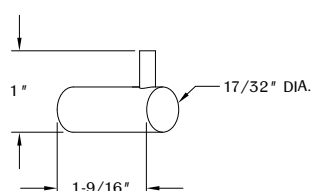
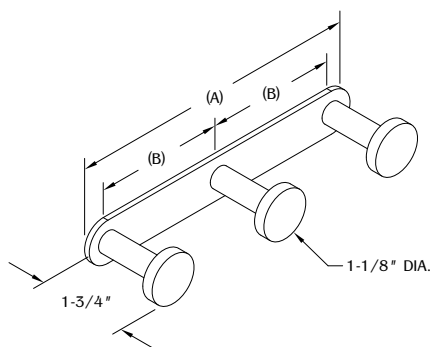
HK27-94  
Satin Aluminum



HK27K-A-94  
Satin Aluminum



HK27K-B-90  
Satin Black




## HK2A

### POST HOOK PAIR

These simple hooks on a post will enhance any style kitchen, bath or closet. Sold as a pair.

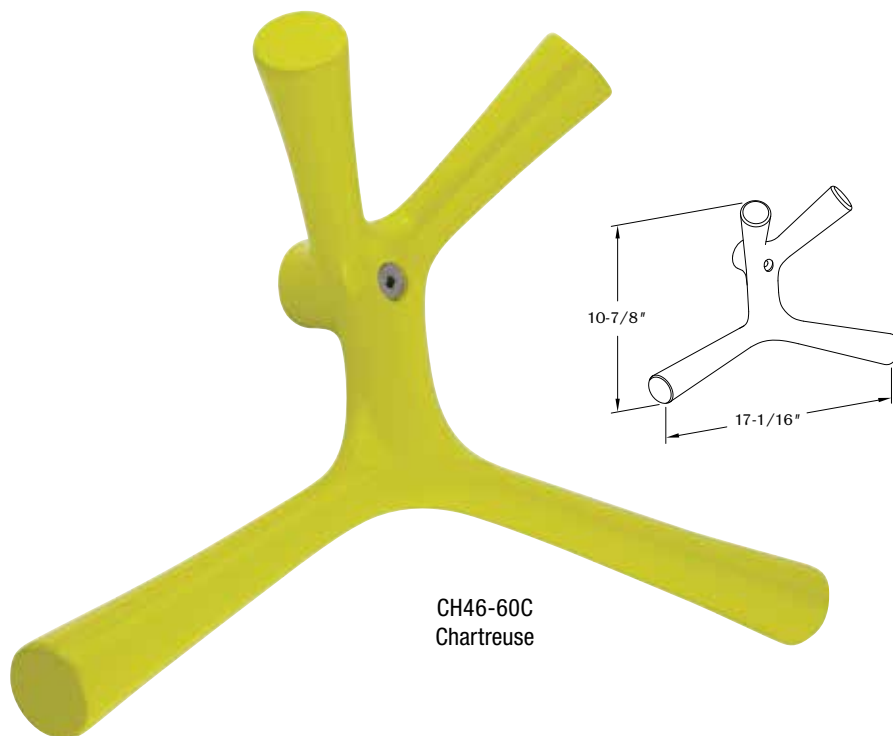


HK2A-SSS  
Satin Stainless Steel



SSS  
Satin Stainless Steel

*Who says Coat Hooks are just for coats?  
Put this piece of art on full display and have  
some fun with our Kangaroo Coat Hook!*



## CH46

### "KANGAROO" COAT HOOK

"Kangaroo" we call it. This exuberant and eye-catching sculpture is actually a coat hook! The two lower arms act as one hanger; simply drape a coat around both arms while the upper arms hold hats or additional coats. Cast of aluminum in five brilliant finishes.



53  
Orange



60C  
Chartreuse



90  
Black



95  
White



100  
Polished Aluminum

## HK24

### HIDEAWAY MULTI-COAT HOOK

Dashingly subtle. Beautiful design, thoughtful execution. Press the bottom and out drops a stylish hook that can easily hold a single garment or up to five hangers. Then fold up the hook and tuck it away in the recessed housing where the hook completely hides away flush into the wall.



26

Polished Chrome



26D

Satin Chrome

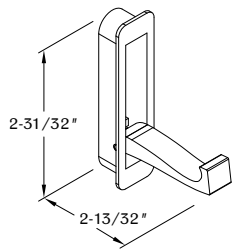
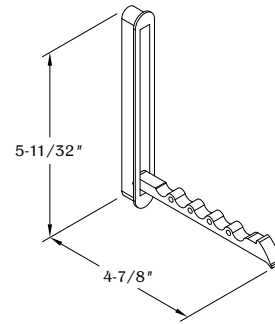


SSS

Satin Stainless Steel



HK24-26  
Polished Chrome



HK25-SSS  
Satin Stainless Steel

## HK25

### HIDEAWAY COAT HOOK

A functional hook when you need it, hidden away when you don't. Press the bottom and out drops the stylish hook, then fold back up to hide away flush into the wall. Recessed into your wall or closet furniture. Sleek finish and unobtrusive design with stylish contours on the hook.



26

Polished Chrome



26D

Satin Chrome



SSS

Satin Stainless Steel

## CH53

### SQUARE PLATE COAT HOOK

Multi-Level Coat Hook design with a bold, gently curved face for coats and additional hook below for hats and scarves. Square plate has a gentle concaved bend to soften the hard lines and cast a unique light.



17S  
Satin  
Nickel



23  
Metallic  
Silver



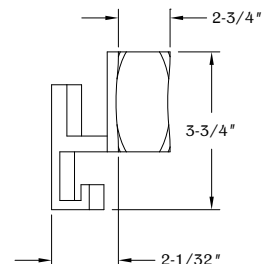
26  
Polished  
Chrome



26D  
Satin  
Chrome



CH53-26  
Polished Chrome

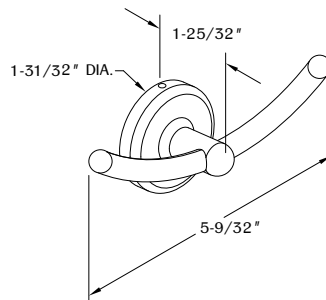


*Hooks for the extrovert or the introvert –  
stand out in a crowd or hide away out of  
sight when not in use.*





CH11-26D  
Satin Chrome



## CH11

### LONGHORN COAT HOOK

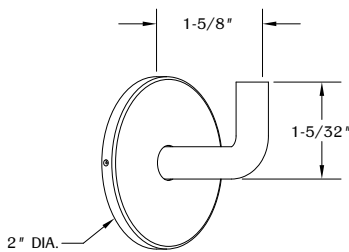
Mount Horns Up or Horns Down depending on your hanging needs. Horns down for a jacket, horns up for multiple clothes hangers. Beautiful striking appearance and polished finish.



26  
Polished Chrome



26D  
Satin Chrome



HK1-SSS  
Satin Stainless Steel

## HK1

### SINGLE COAT HOOK

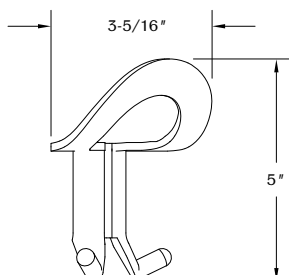
Stainless Steel Hook with matching cover plate is perfect for hanging a coat or a clothes hanger in your bath or closet area and fits right in with other stainless steel fixtures.



SSS  
Satin Stainless Steel



CH1-23  
Metallic Silver



## CH1

### HOOK & LOOP COAT HOOK

Such an interesting shape! A big loop at the top, two smaller hooks at the bottom. Multi-hook version also available with three CH1 hooks mounted on a back plate, CH1K.



17S  
Satin Nickel



23  
Metallic Silver



90  
Matte Black



95  
Glossy White



Poodle stylists

By permission of Leigh Rubin and Creators Syndicate, Inc.

## CH55

### MARINA COAT HOOK

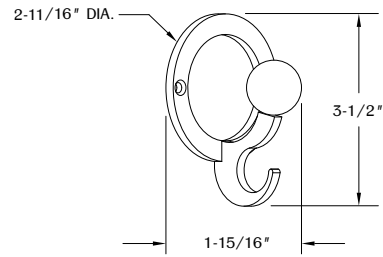
Floating sphere extends out from the round back plate with ample space for hanging coats or jackets with additional hook below for other garments. Meticulous contours make this artistic display a beautiful accent piece when not in use too!



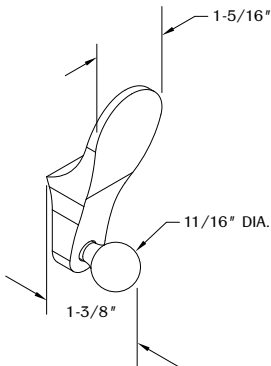
26  
Polished Chrome



CH55-26  
Polished Chrome



*Our signature designs  
have multi-level hooks  
for added hangers.*



CH17-94  
Satin Aluminum

## CH17

### BALL & TONGUE COAT HOOK

Aluminum Hook with sloping flat tongue plate and interesting ball hook below for hangers and hats. Combining interesting elements for a unique display and added functionality. Concealed fastener for a sleek look and flush mount.



94  
Satin Aluminum

## CH13

### ORGANIC COAT HOOK

Interesting organic shape with fluid lines all add up to one distinctive coat hook! Hook slides over mounting bracket and is secured with allen screw. Hang a jacket up top and additional garments below.



17S  
Satin Nickel



23  
Metallic Silver Polished Chrome



26

Polished Chrome

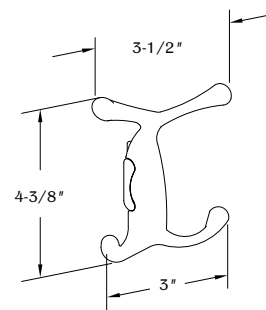



90

Matte Black



CH13-17S  
Satin Nickel



A close-up photograph of a dark wood table edge. A metal hook is attached to the underside of the table, holding a brown leather strap and a white paper bag. The leather strap has white stitching and a metal buckle. The paper bag is white with a simple design. The background is blurred, showing green foliage and a light-colored wall.

*Keep your purse or hand bag within reach and out of harm's way.*



# PURSE HOOKS

*Your expensive handbag shouldn't have to be at risk while you dine or relax.  
Protect your bag from spills and from potential theft.  
Comfort and peace of mind are priceless.*

## HK20

### PURSE HOOK

Suspend a purse or bag under a bar top or table with a permanent under-table fixture that provides guests and patrons a convenient personal storage solution without having to fumble with their own flimsy portable purse hook clamp accessory. Groovy wave design ensures the hook will secure bags in place deep in the pocket and rounded front edge and soft contours won't snag or pinch fingers or straps. Aesthetically pleasing and inviting with thoughtful composition.



90  
Matte Black



95  
Glossy White



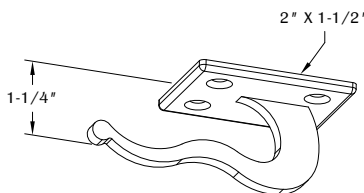
PSS  
Polished Stainless Steel



SSS  
Satin Stainless Steel



HK20-90  
Matte Black



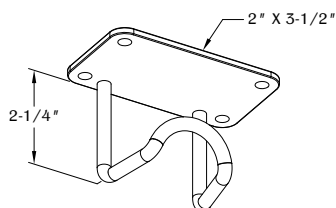
HK20V-SSS  
Satin Stainless Steel



HK20/BB-PSS  
Polished Stainless Steel



HK29-PSS  
Polished Stainless Steel



## HK29

### HITCH PURSE HOOK

Versatile utility hook has a very minimalist design with a focus on functionality and an industrial style that will go with any contemporary furniture. Dual steel pipes emerge from a solid back plate with fast form through an inverted raceway to secure bags, purses, or other items under a desk, or use on a wall in closets and mudrooms as a coat hook or in garages as a utility hook. Heavy duty construction for heavy duty usage.



PSS  
Polished Stainless Steel

*Don't ruin your beautiful backsplash with a wall plate. Add power to your countertop for access when you need it, then hide away when you don't.*



## Your Choice of Two Mounting Options

**Surface Mount**  
Beveled Edge Sits  
Above Surface



PCS103A/EE-26  
Polished Chrome

OR

**Flush Mount**  
Countersink To Sit  
Flush with Surface



PCS103B/EE-90  
Black

# KITCHEN POWER

*These kitchen power grommets are water resistant and can be mounted anywhere convenient power access is needed, whether at home or at the office in counter tops, kitchen islands, break rooms, and more. UL listed for wet areas and kitchen use.*

**Dual-Sided**  
Two Outlets per Unit

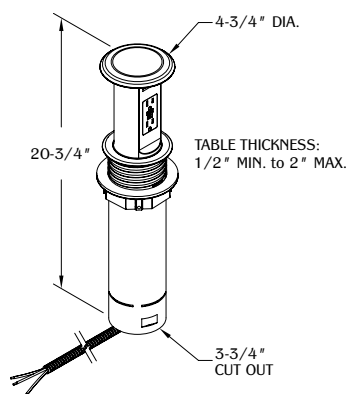
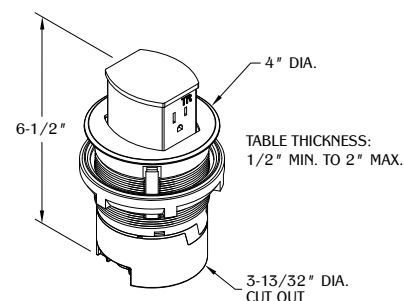



PCS103B/EE-17S  
Satin Nickel

## PCS103

**SURFACE MOUNT 2 POWER POP UP**

The perfect low profile addition to your kitchen counter top! Power within reach that pops up when you need it and presses down into the surface when you don't for a clean and stylish look.



PCS77A-23  
Glossy Metallic Silver

## PCS77A

**POP-UP KITCHEN POWER® GROMMET**

Add convenient power access where you need it on the counter top or in kitchen islands with a water tight pop-up power solution. GFCI protected and includes Tamper Resistant receptacles, making it safe for the whole family. Press down on the top to pop up and access power, then press down to hide away nearly flush when not in use. Water tight seal prevents liquids from getting inside the unit and meets both UL and NEC requirements. Comes with 6' hardwire whip with 12 gauge 3 conductor wire.



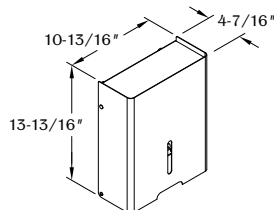
# KITCHEN & BATH

*We entertain in kitchens, pamper ourselves in the bath, and store our precious possessions in closets. These are important spaces, so why not treat them as such? We offer only the best in Kitchen & Bath Hardware.*

## PTH4

### PAPER TOWEL DISPENSER

Dispense paper towels in style. This industrial stainless steel dispenser gets the jobs done and looks great too!



PTH4-SSS  
Satin Stainless Steel

## SL

### UNDER SINK LINER

When is the last time you looked under your sink? I mean, really looked at it? Scary. Protect your cabinetry from spills, leaks, and other damage with a polished aluminum liner with rubber trim custom sized for your sink cabinet. Ships in 7-10 business days.

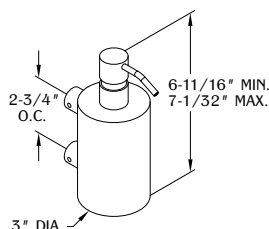


SL-94  
Aluminum

## SPD2/M

### WALL MOUNTED SOAP DISPENSER

Flush stainless steel wall mount holds pump securely and holds 8 fluid ounces of soap. Clean, sterile design and contemporary, industrial look is perfect for your luxury restroom.



SPD2/M-SSS  
Satin Stainless Steel

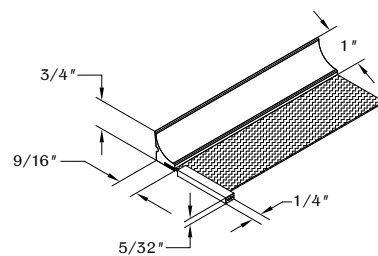
## RCK6

### ELEGANT TOWEL BAR

Stainless Steel towel bar with an elegant, thin cross bar. Comes with 2" diameter decorative cover plates to conceal mounting hardware. Characterized by its dainty appearance, noted for its tenacious execution.



RCK6-SSS  
Satin Stainless Steel



# SPECIALTY GROMMETS

*Curling iron holders and hair dryer holders will keep your personal bath space clutter-free. Great for beauty salons too!*

## CT1 & CT2

### CURLING IRON HOLDER

Elegant curling iron holder made from a thick steel tube that absorbs heat well. Available in 1 1/2" diameter, CT1, or 2 1/2" diameter, CT2. Perfect for salons and private restroom vanities.

	(A) Length	(B) Cut Out	(C) DIA.
CT1	4 13/16"	1 1/2"	1 7/8"
CT2	4 27/32"	2 1/2"	3"



26  
Polished Chrome



90  
Matte Black

## CT3

### SCISSORS HOLDER

Hold scissors, combs, and other items in this grommet enclosure with steel bottom, padded with rubber. Perfect for salons and private vanity stations.

	(A) Length	(B) Cut Out	(C) DIA.
CT3	4 29/32"	2 1/2"	3"



26  
Polished Chrome



90  
Matte Black

## HD1

### HAIR DRYER HOLDER

Tapered design securely grips hair dryer and holds it in place. Special rubber and plastic composite that "gives" when hair dryer is inserted, and top rim is fashionably textured for a well-groomed appearance.



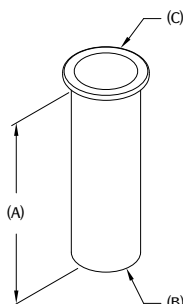
90  
Matte Black



CT1-26  
Polished Chrome



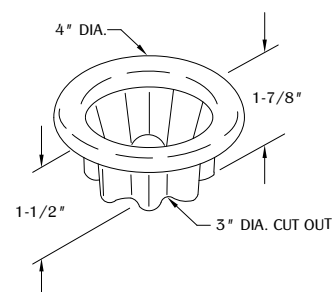
CT2-90  
Matte Black



CT3-26  
Polished Chrome



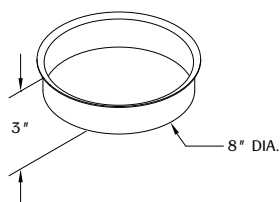
HD1-90  
Matte Black



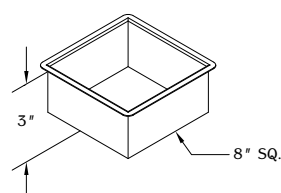
*Trash Management Grommets protect your furniture from messy spills and stains.*



ROUND TM	(A) HOLE SIZE	(B) DEPTH
TM4	4" DIA.	1"
TM1	6" DIA.	1"
TM1B	6" DIA.	2"
TM1C	6" DIA.	3"
TM1A	6" DIA.	6"
TM2	8" DIA.	1"
TM2B	8" DIA.	2"
TM2C	8" DIA.	3"
TM10	10" DIA.	1"
TM10B	10" DIA.	3"
TM12	12" DIA.	1"
TM12B	12" DIA.	3"



SQUARE TM	(A) HOLE SIZE	(B) DEPTH
TM1/SQ	6" SQ.	1"
TM1C/SQ	6" SQ.	3"
TM1A/SQ	6" SQ.	6"
TM2/SQ	8" SQ.	1"
TM2C/SQ	8" SQ.	3"
TM2A/SQ	8" SQ.	6"





# TRASH MANAGEMENT GROMMET LINERS

*Line trash drops in restrooms, coffee shops, break rooms, movie theaters, food courts, doctor's offices, anywhere trash receptacles are needed. Or use in your own food prep areas for easy disposal of foodstuffs. Easy to remove and clean.*



## TM Series

### TRASH MANAGEMENT GROMMETS

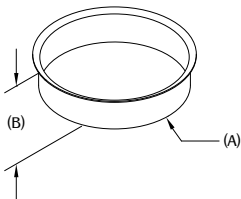
Trash Management Grommet Liners protect your furniture from messy spills by lining your trash bin drops. Perfect for commercial use in restrooms and food service establishments, and also great for food prep areas in kitchens and disposal bins in doctors' offices. Easy to remove and clean. Polished or Satin Stainless Steel in round or square in 20 sizes!



PSS  
Polished Stainless Steel



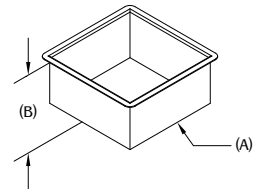
SSS  
Satin Stainless Steel



TM2C-PSS  
Polished Stainless Steel



TM2C/SQ-SSS  
Satin Stainless Steel



NON SEQUITUR © 2012 Wiley Ink, Inc.. Dist. By ANDREWS MCMEEL SYNDICATION. Reprinted with permission. All rights reserved.



*Heavy Duty Shelf Brackets can be used for work surfaces, under counter supports, and more.*

## SWS2

### INTER-ARC WORK SUPPORT

A simple arc design defines this support, lending strength as well as design integrity. Heavy duty brackets for shelves, wall-mounted work desks, or under-counter supports. Universal design is ideal for all styles of furniture from traditional to contemporary. Weight capacity: 400 lbs per pair



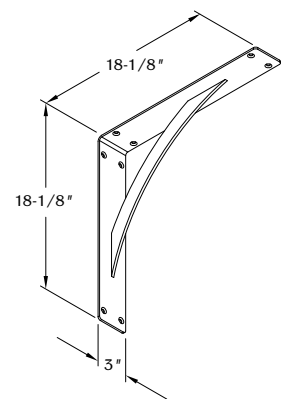
23  
Metallic Silver



90  
Matte Black



SWS2-23  
Metallic Silver



# WORK SURFACE SUPPORTS

*Just because your work surface is being mounted against a wall doesn't mean your brackets have to be so dull and bare. After all, they're still visible. We're pleased to bring some style to those mundane unsightly supports.*

## SWS3

### CURVED ROD WORK SUPPORT

Discordant elements of curved rod joining square L-bracket harmonize to create one very good looking support structure. Suitable for any style, but best applicable on traditional furniture. Elements can even be custom finished separately for a very elegant end result. Weight capacity: 95 lbs each



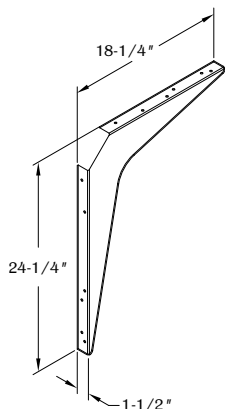
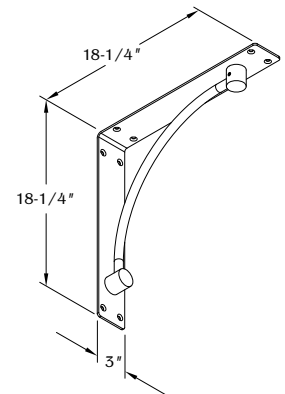
23  
Metallic Silver



90  
Matte Black



SWS3-90  
Matte Black



SWS4-92  
Grey

## SWS4

### BASIC WORK SURFACE SUPPORT

Simple, stamped metal design is ideal for basic designs with heavy duty workloads. Cost-effective pricing for powder coat finishes, or available in Satin Stainless Steel for a more elegant look. Versatile mounting for shorter or deeper shelving – can be flipped and installed either way.

Weight capacity: 400 lbs per pair



90  
Matte Black



92  
Grey



95  
White



SSS  
Satin Stainless Steel



*Shelf Supports are a critical element of your interior. Presentation is important and so are the details.*





# SHELF SUPPORTS

*Why are the majority of shelf brackets so boring and downright tacky? Those gray angle irons may be ok for the garage, but they certainly won't cut it for the inside of your home or office. We offer stylish, quality alternatives. Take a look!*

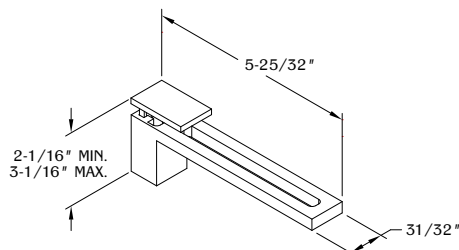
## SH48A

### SMALL ELEGANT SHELF SUPPORT

Give your shelving a contemporary look with these beautifully crafted shelf supports. Hollowed center channel inside its long thin frame gives a decorative touch. Hard lines merged with soft corners make this smooth modern design a universal accent piece on any shelf type. Also available in larger  $9\frac{1}{32}$ " projection, SH48B. Weight capacity: 15 lbs each




SH48A-17S  
Satin Nickel



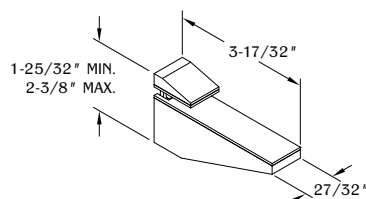
## SH49A

### SMALL WEDGE SHELF SUPPORT

Emerging from the wall like the bow of a ship, then slowly ascending up to the underside of the shelf surface, this wedge style support has an understated presence and effectively complements any shelf type. Also available in larger size with  $6\frac{5}{16}$ " projection, SH49B. Weight capacity: 30 lbs each




SH49A-23  
Metallic Silver



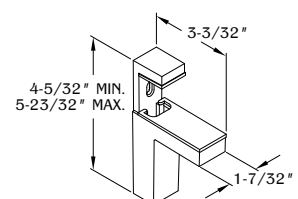
## SH37

### SHELF BRACKET

Two L-shaped brackets join together to create an adjustable shelf support. Expands to hold shelves from  $\frac{3}{16}$ " to  $1\frac{7}{8}$ " thick. Maximum shelf depth is 8". Versatile low profile brackets ease into any interior with a small footprint and subtle complementary nature. Four beautiful finishes to suit your application. Weight capacity: 7 lbs each



SH37-26  
Polished Chrome



*Shelf Track Systems are easy to install and easy to modify to fit your custom shelving needs.*

## SHELF TRACK

### TRACK & BRACKET SET

Shelf Track Systems are the perfect way to display! Add additional tracks and brackets as needed to build out your custom arrangement. Brackets slide up and down the track to your exact desired location, then clamp down and lock into place. Easily configurable to any setup and can be moved and rearranged in seconds. Great for home entertainment displays, retail setups, and other showcase applications.



94  
Satin Aluminum

### Select Your Track: 3' or 6' lengths



C-Style

### Select Your Brackets



SH14



SH15



SH16

### Add An Optional Shelf

*Sold in sets, or order individual components as needed for your custom application.*

PART NUMBER	SH15A	SH15B	SH15C	SH15D	SH15E
BRACKET LENGTH	7-11/16"	9-11/16"	11-11/16"	15-11/16"	22-1/2"

# SH17


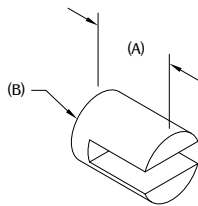
## BARREL-SHAPED SHELF SUPPORT

Machined from solid steel and finished. Elegance through simplicity. Versatile minimalist design is as functional as it is attractive with multi-purpose applications, also doubling as a vertical panel divider post. Weight capacity: 5 lbs each. Sold in sets of two.



SSS  
Satin Stainless Steel

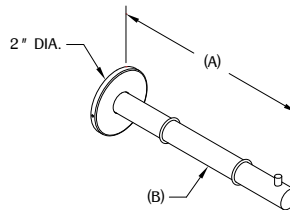
	(A) Projection	(B) Diameter
SH17	1 3/4"	1 3/8"
SH17A	1 1/32"	31/32"



SH17-SSS  
Satin Stainless Steel



SH18A-SSS  
Satin Stainless Steel



SH18B-SSS  
Satin Stainless Steel

# SH18


## ROD & PIN SHELF BRACKETS

Stainless steel rod extends outward from mounting plate with cover. Has nifty retaining pin to hold shelf in place. Mounting screws included.



SSS  
Satin Stainless Steel

	(A) Projection	(B) Diameter
SH18A	6 5/8"	3/16"
SH18B	8 13/16"	3/16"



DILBERT © 2014 Scott Adams. Used By permission of ANDREWS MCMEEL SYNDICATION. All rights reserved.

# POWER GROMMETS

*Power Your Furniture with our Power Grommets! Easy to install, plug and play operation. Put power within reach on the surface level for easy charging access. Our power units pop up, flip up, install flush with your surface, or mount to the edge or underside of your desktop – we have every style, configuration, and finish to suit your specific needs. You'll love the functionality these devices add to your home or office furniture!*

*See our 1,000-plus options at [www.mockett.com](http://www.mockett.com)*



PCS36 Series  
Pop-Up Power Grommet



PCS64  
Illuminated Pop-Up  
Power Dock



PCS62B/USB  
Flush Power Grommet



PCS86B/USB  
Clamp Mount Power Grommet



PCS100A  
Recessed Power Grommet



WCS1  
Wireless Charging Leather Pad



# WIRE MANAGEMENT

*We put power within reach on your desktop. Now what do you do with your cables?*

*We have a solution for that too! We have tons of grommets, wire stays, raceways, and widgets of all kinds to keep your cables tucked away and to keep your work station looking neat and tidy. A clean work station free from clutter will actually enhance efficiency and promote wellness and stress-free performance. Tidying up those pesky cables at home or at the office is easier than you think.*


*See our 1,000-plus options at [www.mockett.com](http://www.mockett.com)*



L03  
Oval Grommet



RG3  
Rectangular Grommet



EDP3  
2 1/2" Grommet



WM35  
Spiral Wire Manager  
w/Brush



MM3  
1 3/4" Solid Brass  
Grommet Cap/Liner



WM2A  
J-Shape  
Wire Manager

WM16  
Snake Wire Manager



# WORK SPACE ACCESSORIES

*We have the tools to help you create an adaptable work space, customized to your specific needs. Optimize comfort, efficiency, and overall health and wellness with adjustable monitor arms, keyboard trays, storage trays, CPU holders, adjustable height table legs for sit stand desks, and more. All with your custom settings in mind to change the way you work. See our 100-plus options at [www.mockett.com](http://www.mockett.com)*



PGRP1A  
Panel Bracket



CPU1A  
Universal CPU Holder



DWR5B  
Large Circular Storage Drawer



FSA1  
Single Vertical Flat Screen  
Monitor Arm



KP6/M2  
Keyboard Tray



WS1  
Sit Stand Workstation Caddy

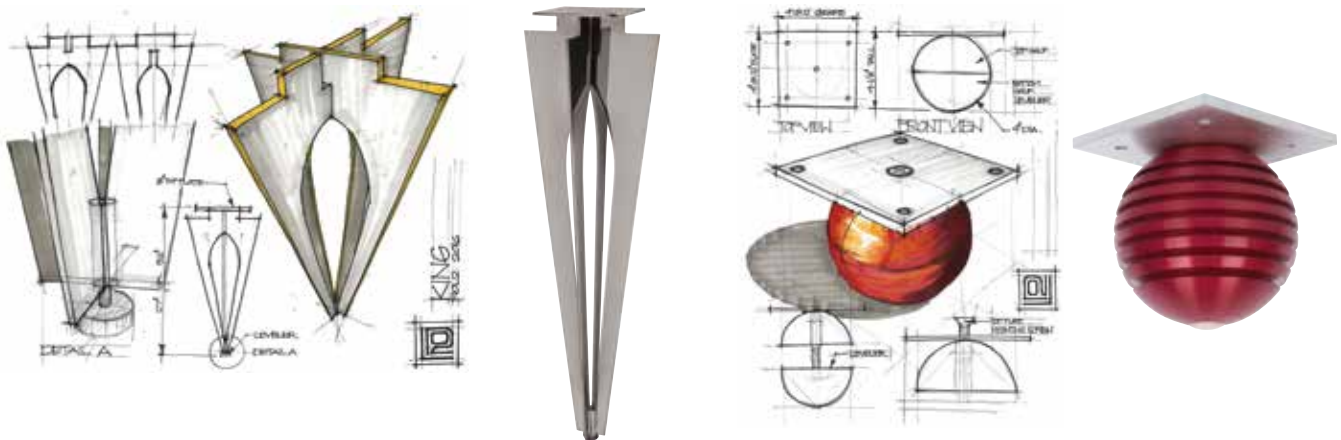
# KINGS OF CUSTOM™

*Any way you want it!*

Your client has particular needs. We understand those needs and the value in meeting them. So we offer custom options to satisfy your specific needs with reasonable lead times and affordable pricing. In case you can't find exactly what you're looking for, we're here to help you get it just right!

- Custom Power & Data Systems
- Custom Grommets & Wire Managers
- Custom Drawer Pulls
- Custom Table Legs & Bases
- More!

Custom sizes, finishes, configurations, and every other imaginable option. Or send us your design to build from scratch.



Please call our Custom Department at 800-523-1269 or email [custom@mockett.com](mailto:custom@mockett.com) with your request for a quote.



Follow Us



**MOCKETT**  
DOUG MOCKETT & COMPANY, INC.

**Doug Mockett & Company, Inc.**

PO Box 3333 • Manhattan Beach • CA 90266

310.318.2491 • [info@mockett.com](mailto:info@mockett.com) • [www.mockett.com](http://www.mockett.com)




# Work Smarter

*Optimize Your Efficiency*



PCS102  
Power Locker™

**MOCKETT**  
DOUG MOCKETT & COMPANY, INC.



*"Squeaky Works Smarter, Not Harder.  
And So Can You!"* – Douglas A.J. Mockett  
President



POWER GROMMETS .....	04-11
GROMMETS .....	12-20
FLOOR GROMMETS.....	21
WIRE MANAGERS .....	22-33
AIR VENT GRILLES.....	34-37
PANEL BRACKETS .....	38-41
MONITOR ARMS.....	42-43
ADJUSTABLE LEGS .....	44-46
CPU HOLDERS.....	47
KEYBOARD TRAYS .....	48
STORAGE DRAWERS .....	49
PRODUCT COLLECTIONS .....	50-53
PRICING .....	55-59

## **Our Guarantee:**

- Call 800-523-1269 to talk to a REAL person
- No Minimums
- 96.5% Same Day Shipping
- Free Return Shipping
- No Restocking Fee



PCS64-90  
Illuminated Pop-Up  
Power Dock

*From the Power on your desktop to the Wire Managers that control your cabling, we have all the essentials that will transform your work space, down to the smallest details.*



PCS88-94  
High Capacity Square Flip-Up  
Power Grommet



*"Convenient Power options at your fingertips.  
Charge your devices while you work."*





# POWER YOUR FURNITURE™

*Put the power in your hands. Access at the surface level creates a functional, efficient work surface in every work environment – offices, board rooms, and meeting spaces.*



PCS100B-92  
Grey


## PCS100

### RECESSED POWER GROMMET


In-desk power grommet provides power access at the surface level with a contemporary, minimalist look that adds an understated sophistication to your work desk. Highly versatile functionality for mixed-use environments, providing convenient power and USB charging on the desktop. Plug and play operation – easy to install, easy to use. Perfect for your private work desk or community charging hub. Available with a dual USB charger and your choice of one or two power outlets.



PCS100A-95  
White



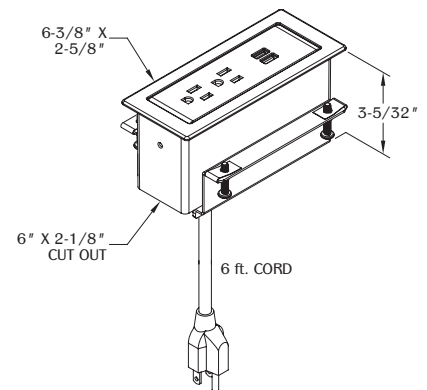
PCS100A-90  
Black



90  
Black

92  
Grey

95  
White



*"Turn any space into a functional third workspace with our easy-to-install power grommet options."*





# VERSATILE MOUNTING OPTIONS

*In-Desk, Under-Desk, or Edge-Mount Power Solutions can cover every angle of your usable work surface, wherever you need it!*

In-Desk Mount



PCS43C/USB-15  
Dark Bronze

## PCS43

### CONTEMPORARY FLIP-UP GROMMET

Simple compact design is ideal for office, home, hospitality, or educational environments. Spring-loaded carriage flips up for access, then presses down to sit flush when not in use. Trim is cast for a clean and striking look. Three configurations: PCS43C – 1 Power/1 Data, PCS43C/EE – 2 Power, or PCS43C/USB – 1 Power/Dual USB Charger.



4B  
Antique Brass



15  
Dark Bronze



17S  
Satin Nickel



23  
Metallic Silver

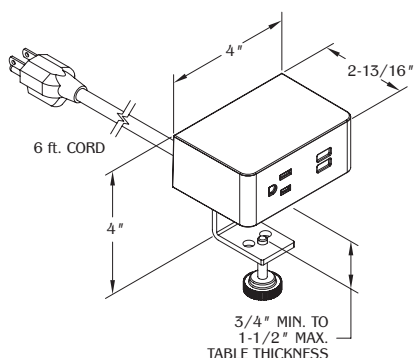


26  
Polished Chrome



90  
Matte Black

*If you're not able to cut or drill into your furniture, alternative mounting solutions are here to help. Try our flexible edge and under-desk mounting options that are easy to relocate and easy to operate, great for shared workstations and fluid working environments.*



90  
Black



92  
Grey



95  
White



Edge-Mount

PCS98A-90  
Black



Under-Desk  
Mount

PCS99B-92  
Grey



*"Every workspace is different, but every work space shares a common thread: The quintessential need for Power. We have solutions for you!"*





*Bring convenient power options to the surface any way you want it.  
Our vast collection offers different mounting options  
for your application.*

Freestanding



PCS94D-90  
Black

## PCS94

### TABLETOP POWER WITH BLUETOOTH SPEAKER

Freestanding tabletop unit provides convenient power access without having to clamp, cut, or drill into your surface. Weighted base with grip pad keeps it firmly in place while in use. A chic desktop accessory with optional Bluetooth speaker with one touch pairing for convenient conference calling at your desktop from your mobile device. Available in four configurations: one power, single USB and Bluetooth speaker (PCS94D), or a dual USB Charger and your choice of one, two, or three power outlets (PCS94A, PCS94B, or PCS94C).



23  
Metallic Silver



90  
Black



95  
White



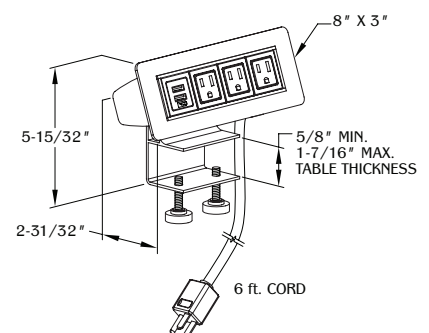
In-Desk Mount

PCS49/USB-95  
White



Edge-Mount

PCS48F-90  
Black



### Available in Six Configurations



90  
Black



95  
White

### Available in Five Configurations



90  
Black



95  
White



*"Power Locker™ puts power and data within comfortable reach wherever you need it and is easy to take with you."*



# POWER LOCKER™

*Take Your Power to Go! With an array of beautiful color combinations, you'll find the right one just for you!*

PCS102-60  
Green

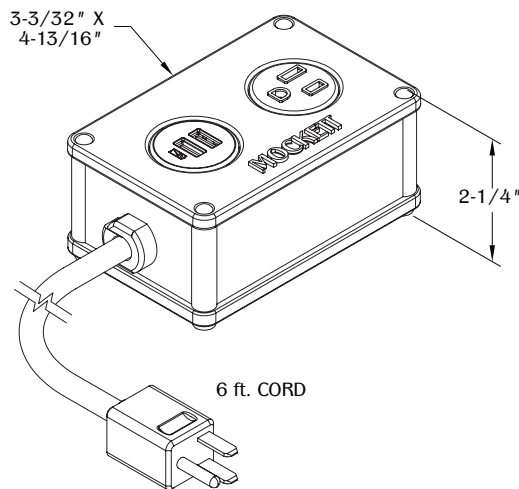



## PCS102

POWER LOCKER™


Power and USB Charging on the Go! Bring convenient power with you wherever you need it and turn any environment into your own fun and functional workspace. You can even customize your own personal RAL color combinations to make a unique statement. Your choice of five standard configurations, or create your own color combination from our hundreds of options all with reasonable lead times. Your choice of two power outlets or one power outlet and dual USB Charger, both with a 6' cord. Custom cord colors and patterns too! See website for details.

### Standard Configurations:



## OR BUILD YOUR OWN!

### Select Your Outlet Color:



Select your Power Locker box RAL color (visit website for details on hundreds of options):





# *"Now What Do I Do With My Cables?"*

*Grommets – those little things in desks that allow pesky cables to pass through. Our Wire Management Grommets are not only functional, but look great too!*



# GROMMETS IN EVERY SIZE, EVERY FINISH.

*If we don't have exactly what you need, we can make it.*

**Original Flip-Top® Grommets available in 10  
standard sizes and 11 colors.**



AG3



OG3



BG3



SG3



TG3



SP3



EDP3



XG3



YG3



ZG3

**Sizes shown in diameter for round hole cut**

	AG	OG	BG	SG	TG	SP	EDP	XG	YG	ZG
Hole Size:	¾"	1"	1 ½"	1 ¾"	2"	2 ⅛"	2 ½"	3"	3 ½"	4"
Overall Size:	1"	1 ⅝"	1 ¾"	2"	2 ⅜"	2 ⅝"	3"	3 ½"	4"	4 ½"



23

Metallic Silver



90

Black



91

Walnut Brown



91M

Mahogany



92

Light Grey



92N

Navy Grey



92W

Warm Grey



93

Putty



93D

Desert Sand



93P

Pecan



95

White

**Plus Four Metallic Plated Finishes!**



3 - Polished Brass



11 - Antique Bronze



26 - Polished Chrome



26D - Satin Chrome

# *"Stylish Metal Grommets"*

*From Solid Brass to Aluminum to Steel,  
we have the best high quality metal grommets to  
fit your luxurious work or commercial space.*





# WHY BRASS?

*Because Brass polishes and plates better than steel, resulting in a far superior finish. Result: The Perfect Finishing Touch for your executive desk or conference table.*



MM Series  
Solid Brass Grommets


## Sizes shown in diameter for round hole cut

	MM3	MM3A	MM4	MM4A	MM5	MM5A	MM6	MM6A
Cap Hole Size:	1 3/4"	—	2 3/16"	—	2 3/4"	—	2 3/8"	—
Liner Hole Size:	—	1 7/8"	—	2 3/8"	—	2 7/8"	—	2 1/2"
Overall Size:	2"	2"	2 1/2"	2 1/2"	3"	3"	2 5/8"	2 5/8"



3 Polished Brass    10B English Antique    17S Satin Nickel    21 Black Chrome    26 Polished Chrome    26D Satin Chrome    90 Black

*"Our Grommets come in all shapes and sizes."*



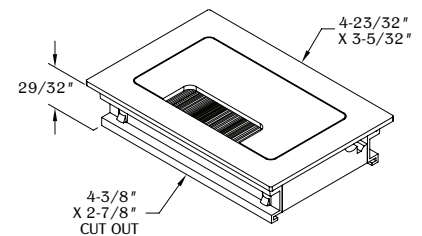
# SPECIALTY GROMMETS

*We offer a wide selection of grommets to suit your unique cable management needs. Aluminum, steel, oval, rectangular, flush mount, the list goes on. All in luxurious finishes with stunning detail and next level precision.*

## MAX SERIES

### ALUMINUM GROMMET SETS

Let no area of your work desk or conference table go unnoticed. Luxurious pass-through MAX Grommets take cable management to the next level. Available in over 20 sizes, each with its own unique style. Options include: brush liners, removable lids, hinged flip-up lids, sliding covers, and sheared corners for easier installation. You'll find exactly what you need to suit your cable management demands, big or small, all within the MAX Series collection.




Over 20 sizes and styles available



MAX5-SSS  
Satin Stainless Steel



MAX7-94  
Satin Aluminum



MAX8/B/M-90  
Black



MAX9-23  
Metallic Silver



MAX11/A-90  
Black



MAX12/D-94  
Satin Aluminum



# BRV

## BRAVA GROMMET SET

Square flange with round insert and brush liner. Extended flange can help cover any imperfections in the cutout or simply dress up the grommet itself for a unique look. Brush liner keeps cabling from falling through surface while also preventing dust from settling under the surface. Round cap can be removed to access cabling underneath.




17S  
Satin Nickel



26D  
Satin Chrome



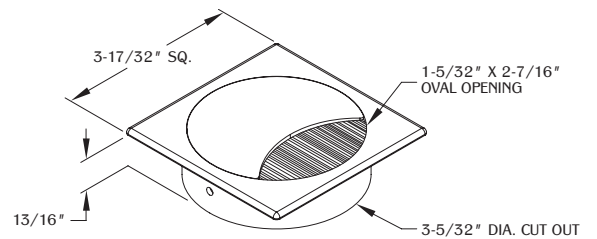
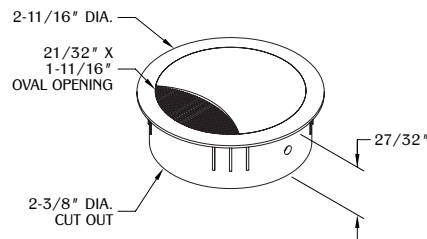
90  
Black



BRV2/SQ-90  
Black



BRV1-17S  
Satin Nickel



*A quality desk grommet can shape the overall impression of the value of the furniture*

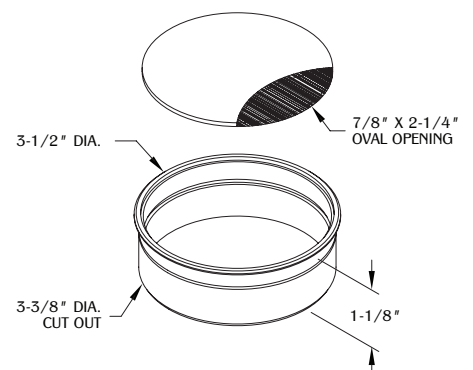


ABG3-94  
Aluminum

## ABG3-94

### ALUMINUM GROMMET SET

Wow! What an incredible design! Yes, the ABG3 is round but with an opposing arc on the cap revealing an oval cord slot lined with radiused brush. Extruded and machined of aluminum. Simply pure elegance. Enhance your contemporary office furniture design.





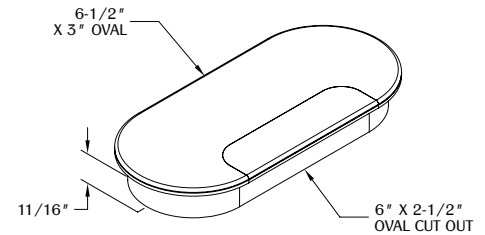
L03-93D  
Desert Sand

## L03

### LARGE OVAL GROMMET

Versatile cable management grommet goes with any type of furniture. With 13 finishes to choose from, you'll find exactly what you're looking for. Includes liner and cap with Flip-Top® tab that completely covers the cord slot when not in use.

*Heavy Duty Wire Management for high capacity cabling, all in a modest footprint and understated design*



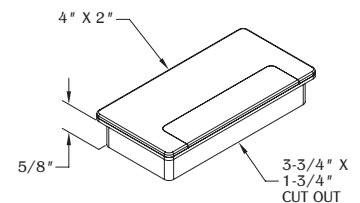
## RG3

### RECTANGULAR GROMMET

Perfectly subtle. Includes liner and cap with Flip-Top® tab which swings up and covers the cord slot completely when not in use. Large enough to manage your ample cabling, but small enough to keep an unassuming footprint on your desktop. Available in 13 finishes.



RG3-91M  
Mahogany



23  
Metallic  
Silver



26  
Polished  
Chrome



26D  
Satin  
Chrome



90  
Black



91  
Walnut  
Brown



91M  
Mahogany



92  
Light Grey



92N  
Navy Grey



92W  
Warm Grey



93  
Putty



93D  
Desert Sand



93P  
Pecan

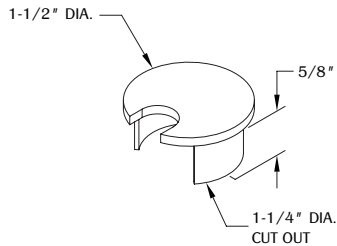


95  
White

## PG2

### FLUSH MOUNT GROMMET

Fit into a 1 1/4" hole with flange raised slightly above desktop, or countersink a hole 1 1/2" x 1/8" deep, then drill a 1 1/4" dia hole for a perfectly flush fit. Hand-made of the highest quality steel, highly polished, then plated. 1/2" cord slot.



PG2-21  
Black Chrome



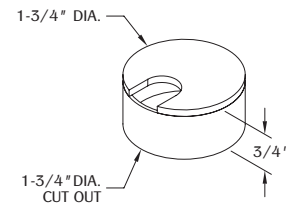
PS-1B-26  
Polished Chrome

## PS SERIES

### FLUSH MOUNT GROMMET

Plated steel caps with your choice of a single cord slot, PS-B, dual back-to-back cord slots, PS-C, or a solid cap cover, PS-A. Black oxide sleeve included. Compression fit and spring tabs on the cap keep this cap and liner set snugly nestled in your desktop. For 1 3/4", 2 1/2" or 3" diameter holes.

**Available in Three Sizes!**



*Keep your top looking sleek and clean. These flush mount grommets are the perfect way to seamlessly blend your wire management solutions into your furniture.*



3  
Polished Brass



10B  
English Antique



17S  
Satin Nickel



21  
Black Chrome



26  
Polished Chrome



26D  
Satin Chrome



90  
Black



FLX1-90  
Black

## FLX1

### FLEX GROMMET

Get a grip on your cables! Soft rubber top with star cut creates eight flexible rubber petals that grip your cables as they pass through the slot. Fits into a 2 3/8" diameter hole cut.



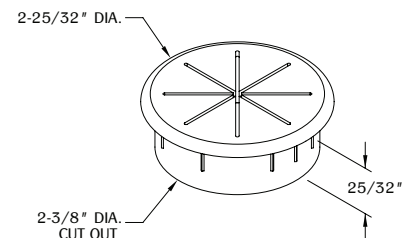
90  
Black



92  
Grey



95  
White





# FLOOR GROMMETS

*Safe for heavy duty foot traffic, these floor grommets are for running power and data cabling under floors. Attractive options too!  
Not your usual industrial-looking applications.*

## FG3

### FLOOR ACCESS GROMMET

Highly durable plastic construction can withstand the office herd trampling back and forth. Double-thick grommet cover sits on a step inside the liner for extra strength, plus the edge is radiused so shoes won't trip over it. Available in Black or Medium Grey. Available in three sizes for 3", 5" or 8 3/16" diameter holes in Black or Medium Grey.



FG3B-92  
Medium Grey



FG3-90  
Black



FG9-94  
Satin Aluminum



FG9-17S  
Satin Nickel

## FG9

### ALUMINUM FLOOR GROMMET

Attractive, functional, and extremely durable! Cover rotates to open and closes to access cabling. Suitable for a small opening for a single cable or a larger opening for multiple wires. Rotate closed to hold your cabling snugly in place and prevent high heels from slipping through the gap. Or close completely when not in use. 5" hole size.

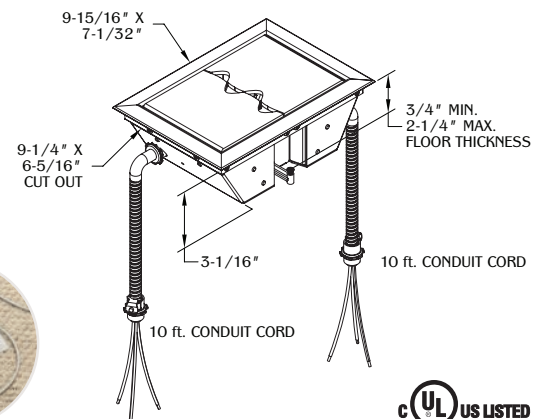
## PCS/FG1

### FLOOR GROMMET

Attractive aluminum housing has slotted folding doors for wire pass-through with all around heavy duty construction. Two versions available. Your choice of four power outlets, PCS/FG1/4E, or two outlets and two data jacks, PCS/FG1. Hardwired with 10' flex metal conduit included.



PCS/FG1/4E-94  
Satin Aluminum





*"Wire Management doesn't have to be prosaic and boring. Have some fun!"*



# WIRE MANAGERS


*When you simply cannot hide your wires, put them on display in a fun and functional channel from floor to desktop!*

*Great for adjustable height desks to extend and collapse with the desk.*


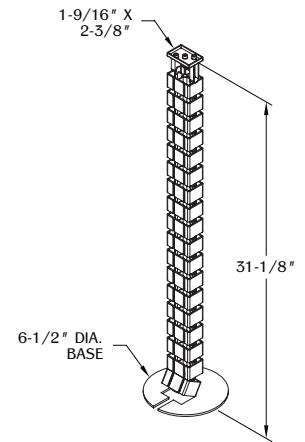
## WM16

### SNAKE WIRE MANAGER

Flexible vertebrae design with rectangular blocks that snap together to make any length, that bend and move around, with four separate channels for running cabling. Top plate screws to the underside of the work surface and a heavy steel plate holds WM16 in place at the base. Add more individual vertebrae as needed for your custom setting. Standard unit assembled stands at 31 1/8" height.



WM16-53T  
Translucent Orange



## WM20

### OVAL SPINE WIRE MANAGER

Beautiful oval "spine" conceals and carries wires from under your desk to the floor. A single channel on either side keeps your cabling separate and easy to identify and change out as needed. Length of standard unit assembled is 30" and comes in Metallic Silver, Charcoal, and Translucent White.



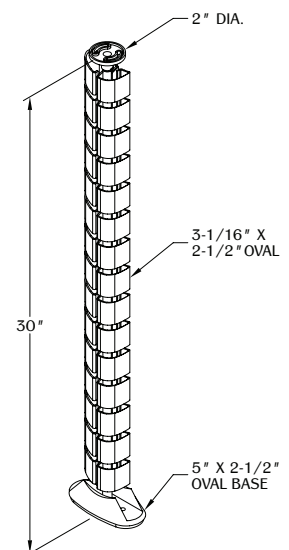
23 Metallic Silver    92G Charcoal    95T Translucent White



WM20-23  
Metallic Silver

WM20-92G  
Charcoal


WM20-95T  
Translucent White





# HIP WIRE MANAGERS

*Accordion-Style Wire Managers expand and collapse to fit your custom height desk. Fun meets sleek in a brilliant display of functional artistry.*



## WM35

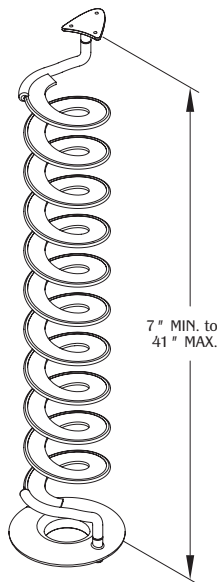
### SPIRAL WIRE MANAGER

Stunning accordion-style wire manager expands and contracts to adjust to the height of your desk, perfect for adjustable height tables that are constantly in motion. Beautiful spiral design with brush liner keeps wires tidy within the coils. Weighted base included.

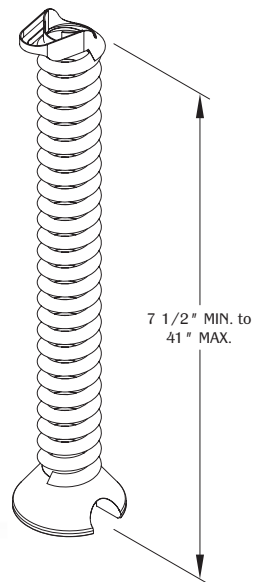
## WM34

### SPIRAL WIRE MANAGER

Flexible coils expand and contract to fit your custom height desk and keep cabling intact when moving up and down. Unique contemporary design looks great on display when your cables just aren't able to be hidden away completely. Available in Black only.



WM35-26/90  
Polished Chrome/Black



WM34-90  
Black



26/90  
Polished Chrome/Black



26/95  
Polished Chrome/White



95  
White



90  
Black

# BRUSH KITS

*Brush Kits are an easy way to run multiple cables through the desktop. Brush liner prevents cables from slipping back through the opening and protects your furniture from unwanted dust and debris.*

**Made to order, cut and ships same day. Available in up to 6' lengths.**

## BRKIT

### BRUSH EXTRUSION KIT

Broadcast studios, large conference tables, and outsized credenzas often have requirements for a large channel through which many wires must pass. BRKIT includes a brush and extrusion kit, mitred and preassembled. Just rout your slot and drop in. Offered in one foot increments or any fraction thereof up to six feet, made to order and ships same day.



BRKIT  
Brush Extrusion  
Kit

## BREXT

### BRUSH GROMMET & EXTRUSION

For a single-sided brush liner over the back of a desk against a wall, we offer an extruded grommet and brush strip to serve as a dust guard and to prevent your cables from slipping through. Offered in one foot increments or any fraction thereof up to six feet, made to order and ships same day.



BREXT  
Brush Grommet  
& Extrusion

## BR

### BRUSH STRIP

Just need a brush strip by itself to mount to the underside or back of your desk without the grommet housing? You can rout a slot under your opening, then staple or screw into place. Offered in one foot increments or any fraction thereof up to six feet, made to order and ships same day.



BR  
Brush Strip




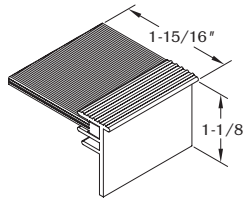
90  
Black



91  
Walnut Brown



92  
Light Grey



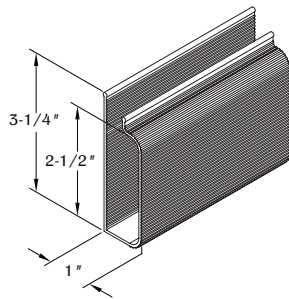
DILBERT © 2017 Scott Adams. Used By permission of ANDREWS MCMEEL SYNDICATION. All rights reserved.

*"Keep your work surface tidy by keeping those pesky cables in check!"*

*Wire Management Raceways cut to your exact length.*







WM2A-91  
Walnut Brown

## WM2A

### J-SHAPE WIRE MANAGER

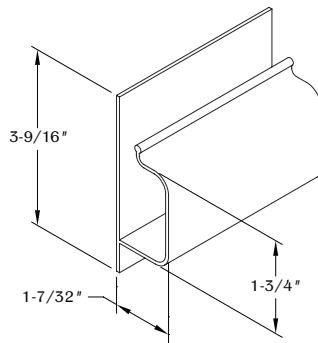
Ideal for work desks where cables are changed out or moved often, or simply have to be kept neatly out of harm's way. Clean and modern design tucks gently out of sight and keeps your cables nice and tidy. Easy to install and easy to slip wires in and out. Secures to the back or sides of your desk with optional double-sided tape. Available in two sizes. Offered in one foot increments or any fraction thereof up to six feet, made to order and ships same day.

*In 1981, I got the call: "What do I do with the cables after they go through the grommet in the desk? Uhhhh..." So we started an entire collection of raceway options with your unique workspace in mind.*

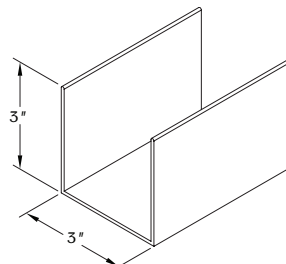
## WM22

### UNDER-DESK WIRE MANAGER

Run your cables up under your desk and out of sight. Easily fastens to the underside of your desktop with optional double-sided tape, or screw the flange into place for a permanent installation. Available in two trough sizes, 1  $\frac{3}{4}$ " or 2  $\frac{9}{16}$ " deep. Offered by the foot up to six feet in length, made to order and ships same day.



WM22-90  
Black



## WM9

### THE UGLIEST WIRE MANAGER

After all our PR hype about our fine design, how can we throw this dog at you? Well, the truth is, there are times you need Bad-to-the-Bone dog ugly wire management to use in places no one will ever see it. Heavy wall construction and available in any color you want, so long as it's black. Offered in one foot lengths up to six feet, made to order and ships same day.



WM9-90  
Black

*Our Wire Management Raceways go under the desk, behind the desk, along baseboards, down table legs, wherever you need them!  
All cut to length with same-day shipping.*

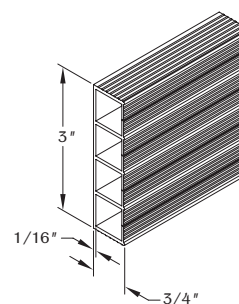
## WM8

### 4-CHANNEL WIRE MANAGER

Some local building codes require each wire to be in a separate channel, hence this 4-channel design which gives the visual effect of a striped surface with no apparent openings. Each channel has a slot in the center that opens and then closes up to conceal your wires. Available in black.



90  
Black



*Efficiency begins with a clean work surface.  
Move those cables out of sight and focus on  
the task at hand, not all the unwanted clutter.*

## WM3

### 1-PIECE SNAPPER WIRE MANAGER

This fully enclosed wire stay snaps open and shut with an "invisible hinge" to add or remove wires and then totally conceal them inside the channel. Serrated edges protect against fingerprints. Sold in one foot lengths up to six feet.



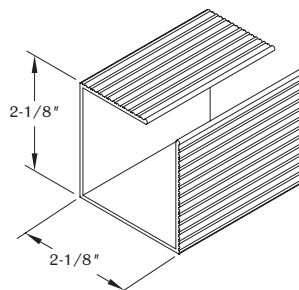
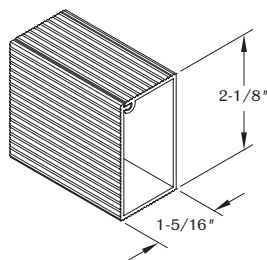
90  
Black



91  
Walnut Brown



92  
Grey



90  
Black

## WM4

### G-SHAPE WIRE MANAGER

Essentially a square with a flexible corner opening for easy insertion of wires, the beauty of WM4 is in its versatility. Secured with double-sided tape, stapled or screwed, it mounts vertically or can be suspended horizontally under your work surface. Or install flush with the work surface against a wall, creating a "stop" lip to keep objects falling behind the desk.

WM4-90  
Black



## WM6

### TABLE LEG WIRE MANAGER

Channel wires down a table leg or on a credenza or panel system, neatly cleaning up cords and loose ends that detract from your design. Features co-extruded "invisible hinge" that opens and closes effortlessly to add and remove cables.



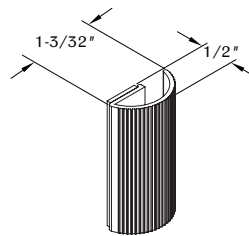
90  
Black



92  
Grey



93  
Putty



WM6-90  
Black

## WM13

### CORNER RACEWAY WIRE MANAGER

Corner Raceway opens easily from one side with a little finger grip; on the other side is an "invisible hinge" co-extrusion. Just open, place wires inside, and snap closed to run up the corner of your wall. Clean, out of the way, brilliant.



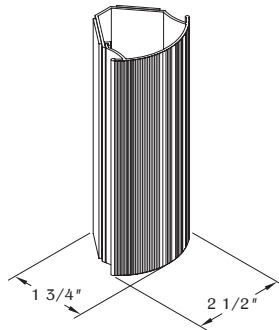
90  
Black



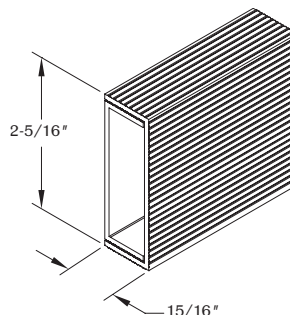
92  
Grey



95  
White



WM13-90  
Black



## WM1

### BASEBOARD WIRE MANAGER

This versatile, two-part system consists of a base and cap. Install one of three ways: horizontally along a baseboard, vertically up the side of a desk or wall, or to the underside of a desk or work surface. Simply screw, staple, or tape the base half in place, place the wires inside and snap or slide on the cap.



90  
Black



91  
Walnut Brown



92  
Grey

WM1-91  
Walnut Brown





# GET A GRIP!

*Unique wire management solutions for your unique workspace.  
Straps, loops, and widgets galore. Get control of those tight spaces that  
traditional wire managers cannot.*

## WM7

### GUIDE WITH VELCRO® FASTENERS


Pick up the slack with as many or as few as needed. Double-stick tape on the back side fastens to surface.



## WM31

### ROUNDED CORD MANAGER

Rounded reverse-facing clips are great for keeping loose cabling together in tight spaces. Aluminum construction for a more durable hold.



## WM28/2IN

### LAWRENCE WIRE MANAGER

Simple, cost effective clips for organizing your cables. Press down on either side to access cables.



## WM14

### SPINE WIRE MANAGER

WM14 Wire Spine is 39" in length and designed to casually hang down from under a desk or work surface and join up with a floor outlet. Made of 28 interlinked "vertebrae" that can be added or removed to create your ideal length. Additional vertebrae can be specified to make a spine longer than 39". Two "U" clips included for mounting under desk.



## WM23

### LOOP WIRE MANAGER

Pinch loops to remove, run cabling through them and reinsert into the track. Keep your cables separated to identify easily.



## WM24

### SOMBRERO® WIRE MANAGER

¡Olé! Sombrero® screws to the underside of the desk. Cables wrap around it and tuck through the notches.



50E  
Electric Pink



60V  
Avocado Green



62G  
Aqua Blue



66P  
Pimento Red



90M  
Media Noche



92NG  
Noche Grey



WM24-66P  
Pimento Red



## WM25

### WIRE STAY

Run cables through the grooves, keeping them bunched together but separated by compartment for easy identification.




53M  
Mango



60V  
Avocado Green



62L  
Powder Blue



WM25-53M  
Mango

## WM36

### DOODLE SPIRAL WIRE MANAGER

Slip cables through the coil to channel them effectively wherever you need them to go. Double-sided tape included.



90  
Black




92  
Grey



95  
White

WM36-90  
Black



## WM37

### DOODLE SNAKE WIRE MANAGER

Multi-channel coils run multiple cables through each of its chambers. Double-sided tape included.



90  
Black




92  
Grey



95  
White

WM37-90  
Black



## WM38

### FLEX WIRE MANAGER

Flexible arms lift to insert cabling, then tighten against the surface to keep them intact. Install as many or as few as needed for your application.



WM38-92  
Grey






*"Cable Wrap Sleeves keep cabling bound together and easily accessible with two zipper compartments."*



# THAT'S A WRAP!

*Cinch up those loose cables and call it a day. Cable Wraps keep your space clean and efficient. High output work desks, A/V equipped board rooms, entertainment centers, anywhere heavy duty cabling would otherwise cause an eyesore.*



WM32-90  
Black

## WM32

### CABLE WRAP

Neatly bunch cabling inside the Cable Wrap sleeve, separating cables as needed in the inner and outer conduit compartments, then zip it up and voila! Your cables are now ganged together and out of sight and your work area is clean and tidy. Run cables vertically (pictured on opposite page), or mount horizontally under a desk (pictured left). Additional hardware included for either application. It's a cinch!



90  
Black



92  
Grey


## WM11

### FLEXIBLE TUBE WIRE MANAGER

When those rigid plastic wire managers just don't negotiate corners and tight spaces well, you need a soft loop fabric sleeve that will maneuver through any situation. Velcro® fasteners along one side stick to the fabric. Offered in standard lengths of 10, 25, or 50 feet. Easy to field cut to length.



90  
Black



WM11-90  
Black



*“Why have a great looking office,  
beautiful furniture, and bush-  
league Air Vent Grilles?  
Your office deserves the best.”*

GT AIR VENT GRILLES



# AIR VENT GRILLES

*Stylish Air Vent Grilles available in four mesh patterns. Made-to-order to fit your exact hole size, or choose from our three standard stock sizes.*




Three standard slot sizes: 4" x 4", 4" x 8", and 4" x 12" in Matte Black, White, and Grey, all available to ship same day. Stock options in Mesh 1 only. Made-to-order sizes available within 3-4 weeks.


4X4	4X8	4X12

We searched long and hard to find mesh whose holes offered the right shape and size and have come up with four options to best suit any application.


	16-50"	51-100"	101-150"	151-200"	201-250"	251-300"
MESH 1						
MESH 2						
MESH 3						
MESH 4						



Mesh 1  
63% pass through



Mesh 2  
79% air pass through



Mesh 3  
64% air pass through



Mesh 4  
41% air pass through

*Beautiful louvered wood Air Vent Grilles available in 7 sizes. Perfect for anyone who takes great pride in his work or living space.*

## LWAVG

### WOOD AIR VENT GRILLES

Exquisite craftsmanship, brilliant detailing. Let no area of your home or office go overlooked in the area of style! Sturdy louvered vents with smoothly crafted contours, a beautiful complementary accent to your work or living space. A classy way to expel unwanted heat and air.

Some items available in select finishes only. Check website for details.



80  
Red Oak



81  
White Oak



81  
Oak




83  
Maple



86  
Cherry




87  
Beech



LWAVG/S6-83  
Maple



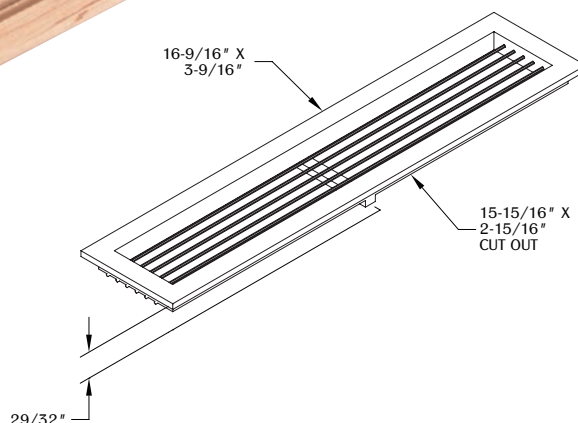
LWAVG/T9-86  
Cherry



LWAVG/T16-83  
Maple



LWAVG/S4-83  
Maple





# Air Vent Caps available on 2 ½" and 4" Plastic Grommet Sets

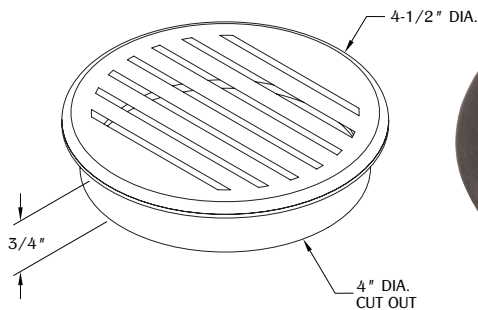
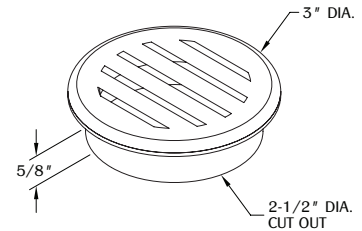
## EDPAVG2

### AIR VENT GROMMET CAP

This air vent grommet cap fits into a EDP1 Liner that sits in a 2 ½" diameter hole. A perfect solution when you need small vents, such as venting computer cabinetry, stereo/TV stands, and refrigerator housings to name a few. Air flow percentage: 13.33%.



EDPAVG2-92W  
Warm Grey



ZGAVG2-91  
Walnut Brown

## ZGAVG2

### AIR VENT GROMMET CAP

This air vent grommet cap fits into a ZG1 Liner that sits in a 4" diameter hole. Slotted vents are perfect for light ventilation in enclosed structures. Air flow percentage: 23%.



90  
Black



91  
Walnut Brown



91M  
Mahogany



92  
Light Grey



92N  
Navy Grey



92W  
Warm Grey



93  
Putty




93D  
Desert Sand



93P  
Pecan



95  
White



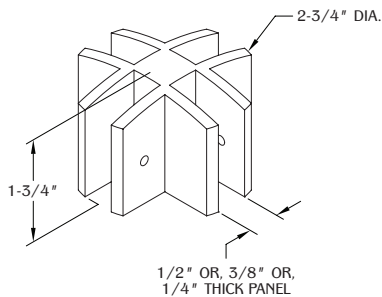
DILBERT © 2017 Scott Adams. Used By permission of ANDREWS MCMEEL SYNDICATION. All rights reserved.

*"Panel Brackets provide an easy solution for adding privacy screens and noise cancellation panels."*



# PANEL BRACKETS

*Turn your existing furniture into a sectioned personal workspace, all with a little help from our Panel Brackets. Create shared work zones or delineate personal space with privacy panels. It's easy! Retrofit your furniture and add or remove panels as needed to reconfigure your office.*




## PGRP7

### QUAD PANEL BRACKET

Quad grip allows up to four panels, or use with only one, two, or three with the option to add more panels later as your work space grows. Great for mixed-use and temporary shared work spaces or retrofit your furniture to create new work space dividers without having to invest in new furniture. Smooth rounded top gives this unique bracket a sophisticated look and feel. Sleeve inserts included for each of the openings for use with thinner panels. Accommodates panels from 1/4", 3/8" or 1/2" thick up to 18" tall.

**ALL MADE OF SOLID ALUMINUM**



PGRP7-23  
Metallic Silver



PGRP7-90  
Matte Black



PGRP7-94  
Satin Aluminum



PGRP7-95  
Glossy White



# PGRP2

## BENCHING PANEL BRACKET DIVIDER

This panel bracket can be mounted as a permanent fixture or left as a freestanding temporary divider for workstations with multiple user settings. Neatly turn any open surface area into sectioned private workspaces. Drop panel divider into slot and tighten screw to hold in place.



23  
Metallic Silver




90  
Black



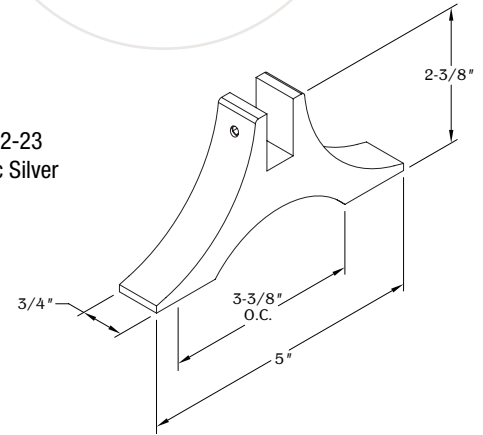
94  
Satin Aluminum



95  
White



PGRP2-23  
Metallic Silver



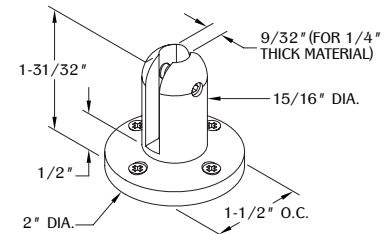
# PGRP1

## PANEL BRACKET

Endless solutions to unconventional design applications. Create a divider or privacy screen on a desk or showcase a display panel above the surface. You can even suspend a modesty panel below the surface by using upside down underneath the desktop. Three sizes available for 1/4", 3/8" or 1/2" thick panels.



PGRP1A-94  
Satin Aluminum



**CAN ALSO BE USED UPSIDE DOWN FOR MODESTY PANELS**

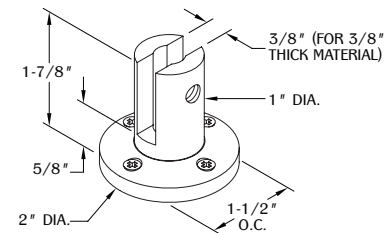
# PGRP3

## PANEL BRACKET

This multi-purpose panel bracket is great for hoisting promotional signage or for securing privacy screens and divider panels. Mount base into surface, insert panel, and tighten screw to hold in place. Holds up to 3/8" thick material.



PGRP3-94  
Satin Aluminum



# PGRP6

## CLAMPING PANEL BRACKET

Adjustable panel brackets can accommodate not only different panel thicknesses, but also different table thicknesses. Hoist up privacy screens or display panels of any kind. No drilling required. Edge mount bracket clamps to the work surface, then the front bracket is tightened against the panel to secure it in place. Hardware is concealed for a clean and stylized look. Also available in a back-to-back version, PGRP6B.



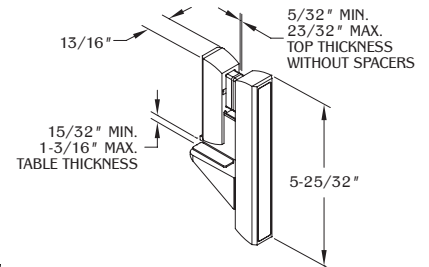
23  
Metallic Silver



95  
White



PGRP6-23  
Metallic Silver



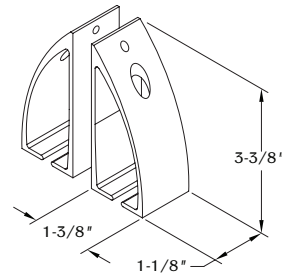
# PGRP4

## CLOSED PANEL BRACKET

Elegant arching panel brackets mount to the surface and hold a panel from either side, one pair at each end. Unique stature and sophisticated display. Slide up against your panel on either side and secure to the desk top. Sold in pairs.



PGRP4A/SET-23  
Metallic Silver



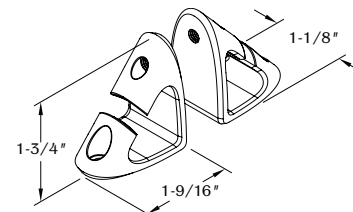
# PGRP9

## PANEL DIVIDER BRACKET

Versatile multi-purpose panel divider bracket doubles as a wire manager to channel loose cabling across your workstation. Sleek aerodynamic body with rounded edges is small in stature but can hold vertical privacy panels up to 18" high. Sold in pairs.



PGRP9/PR-17S  
Satin Nickel



17S  
Satin Nickel



26  
Polished Chrome



26D  
Satin Chrome



*"Monitor Arms help you to find your optimal comfort settings and have the freedom to easily move and share your screen."*





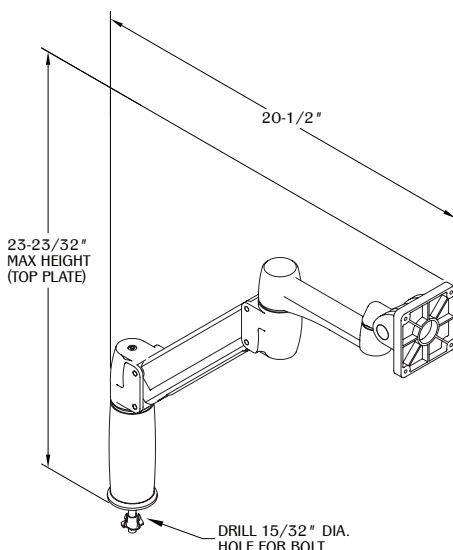
# MONITOR ARMS

*Open up valuable real estate on your work surface by elevating your monitor above the desktop and pivot, tilt, rotate, or adjust laterally to find your perfect setting. Enjoy the freedom of movement for your optimal comfort.*

## FSA1

### SINGLE VERTICAL MONITOR ARM

Versatile monitor arm offers vertical mobility for your optimal height setting, plus 14" of horizontal adjustment for lateral movement and a tilt option up to 20 degrees, up or down. A counterbalance mechanism adjusts for monitors weighing from 7 lbs up to 22 lbs and holds the setting. Pivot joint at the axis allows the screen to rotate a full 360 degrees. Fully extended, it can project out to a maximum of 22" from the mounting post.



### FSA1/2H-23 Metallic Silver



## FSA1/2H

### DUAL HORIZONTAL MONITOR ARMS

This dual monitor beam holds two monitors side-by-side with total freedom of movement that is completely independent from one another. Great for panoramic views and multi-screen navigation. Both monitors move vertically, horizontally, tilt and rotate 360 degrees for your optimal custom setting.

### FSA1/2V-90 Black



## FSA1/2V

### DUAL VERTICAL MONITOR ARMS

Offset vertical arms host two monitors with the freedom to move completely independent of one another. Both monitors can move vertically, horizontally, tilt, and pivot. Plus, both screens can rotate 360 degrees.



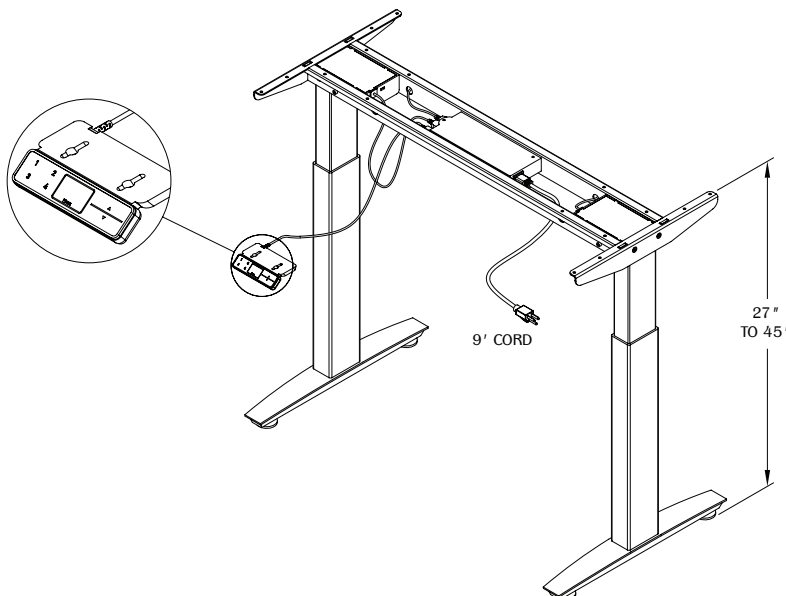
*"Electric Leg sets create an adjustable height sit/stand workstation that promotes your wellness and efficiency."*

# CUSTOMIZE YOUR WORK SPACE!

*Electric Legs power your desk to transition from standard seating to standing height. Mix up your work day and improve circulation, focus, and productivity.*



TLEL3  
Memory Switch



## TLEL3

### ELECTRIC TABLE LEG SET

Easy height adjustment at your command with the press of a button. Turn a traditional work desk into a standing height workstation or accommodate multiple user settings for training desks and shared work spaces. Motor controls both legs, which move up and down in tandem. Telescoping legs adjust from 27" to 45" with the option to save multiple height settings on the memory switch. Holds up to 350 lbs.



23  
Metallic Silver



90  
Black



95  
White



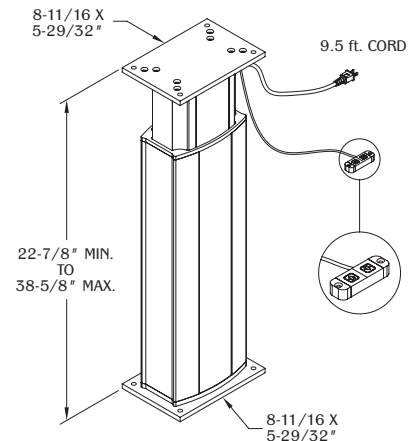
*Drive a podium or lectern with our single electric leg set, TLEL1, or manually adjust your work height settings with our universal desk platform, WS1.*

## TLEL1

### ELECTRIC TABLE LEG

Single electric leg for a lectern or standalone table. Retracted height of 22 <sup>7</sup>/<sub>8</sub>" with vertical lift up to 38 <sup>5</sup>/<sub>8</sub>" tall. Height adjusts with a handy rocker switch that attaches to the desk. Telescoping leg fits precisely into the base so there is no wobble. Holds up to 250 lbs.

TLEL1-94  
Electric Leg



## WS1

### SIT STAND WORKSTATION CADDY

Universal platform fits any desk or workstation without compromising space or stability. WS1 includes a monitor beam for two monitors and has a large work surface tray with ample room for work essentials like your keyboard and mouse, plus it includes a storage tray for pens, cell phones, and other loose articles. The entire platform adjusts smoothly and remains level during height adjustment to keep your personal items completely secure while in motion. Includes built-in wire management clips.

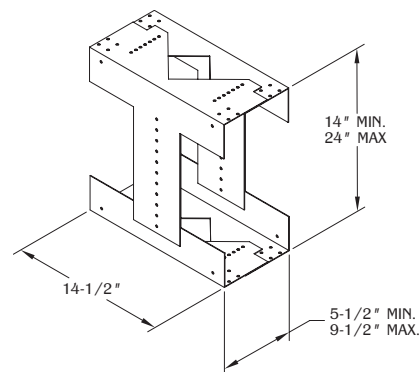


*Keep your computer close at hand by suspending it underneath your desk or put it on casters to move it around on the floor below the desk.*

## CPU1A

### UNIVERSAL CPU HOLDER

Suspend your CPU under the desk to keep it close at hand and open up more floor space below the desk at the same time. You can also mount to the side of your desk or suspend it horizontally. Adjustable from 5 1/2" to 9 1/2" one way, 14" to 24" the other to fit virtually any sized computer.



23  
Metallic Silver



90  
Matte Black



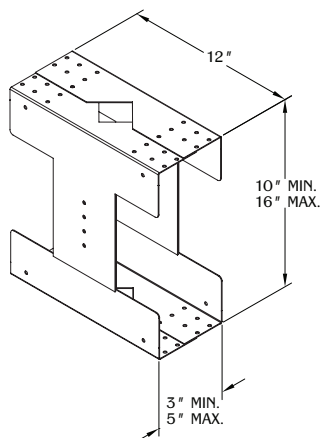
96  
Greige



## CPU3A

### UNIVERSAL CPU HOLDER W/CASTERS

CPU3 has casters so you can easily roll it around on the floor to bring it closer to you when needed. Easily swing it around for easy access to install plugs or simply move out of the way when rummaging under your desk for lost items.



## CPU9

### SMALL CPU HOLDER

This adjustable CPU holder is suspended from underneath the desk for easy access which also opens up floor space below. Designed specifically for smaller CPUs, this version holds CPUs from 3" to 5" wide and 10" to 16" high.



# KEYBOARD TRAYS

*Promote wrist stability and wellness! Keyboard Trays offer flexible configurations with ergonomic designs that slide under desk when not in use.*



KP7/M2-90  
Black

## KP7/M2

ADJUSTABLE KEYBOARD TRAY


Adjustable keyboard tray combines comfort and agility with an ultra-thin platform and a thick removable gel pad for wrist support. Also includes a round, swiveling mouse pad platform that can be mounted on the left or right side.

90  
Black

## KP8/M2

ADJUSTABLE KEYBOARD TRAY W/ SWIVEL MOUSE PAD

Keyboard platform adjusts to your optimal setting with a wrist guard and mouse pad platform, but what sets this version apart is its mouse pad that can swing from left to right for left or right-handed users. Great for training desks!





90  
Black

KP8/M2-90  
Black



# STORAGE DRAWERS

*Get Organized with Storage Drawers! The first step in creating a productive high-efficiency office environment is cleaning up your work surface.*

## DWR1/WL

### STORAGE DRAWER W/ LOCKING LID

Large capacity storage drawer has a deep bin in the back that locks for hanging file folders or personal items and several pencil trays up front for additional miscellaneous storage. Also includes front lock for pull out tray.



90 Black



DWR1/WL-90  
Black

## DWR5

### CIRCULAR DRAWER

Push to open. Swiveling drawer pivots around a central post and swings outwards for access, then all the way around to close. Ample storage compartments for loose articles, plus a clever notepad slot. All the basic components of a traditional office drawer with a new spin on the design! Available in two sizes.



90 Black



DWR5A-90  
Black

## DWR6

### SINGLE STORAGE DRAWER

Slim low profile drawer maximizes leg room and under-desk space. Separate tray compartments keep desk accessories handy while a deep rear pocket is ideal for light storage. Ultra sleek construction. Includes slides and mounting hardware.



90 Black



DWR6-90  
Black



PEARLS BEFORE SWINE © 2016 Stephan Pastis. Reprinted by permission of ANDREWS MCMEEL SYNDICATION. All rights reserved.

# OUR PULLS UPGRADE YOUR FURNITURE


*Spruce up your office with stylish drawer pulls and cabinet handles. All the finest finishes and materials to complement your furniture. We are proud to offer hundreds of knobs, pulls, and door handles. See what a difference top quality decorative hardware accents make. Enjoy the artistry! See all 500-plus at [mockett.com](http://mockett.com)*



DP128  
Round Top Pull



DP55  
Rod Pull




DP148  
Elegant Bar Pull



DP196  
Mushroom Pull



DH401  
Slim Barrel  
Door Handle



DP3 Series  
Tab Drawer Pulls

# GREAT LOOKIN' LEGS!®

*Leave a lasting impression with a beautiful statement piece in your reception area, board room, or executive desk with our signature table legs. From classic to contemporary to wildly imaginative designs, we have exactly what you are looking for.*

*See all 200-plus at [mockett.com](http://mockett.com)*



TL63  
Cascade Table Leg



TL28P  
Table Leg with  
Plate Leveler



TL55  
Wishbone Leg



TL37B  
Dual Rectangular  
Leg w/Screw Mount



FL3  
Small  
Furniture Leg



FL5  
Small  
Furniture Leg




# DISPLAY WITH CONFIDENCE

*Give your signage a luxurious accent to make your message stand out. Or create bold displays for artwork and give your storage shelves the attention they deserve to complement your display pieces. Put your best foot forward with our beautiful collection of shelf brackets, standoffs and sign holders.*




MPB1A  
Display Panel Support



MPB3A  
Straight Shelf Support



MPB9/APG-94  
Adjustable Depth Panel Bracket



MPB12-94  
Low Profile Multi-Purpose  
Standoffs



SIGN3/B  
Satin Aluminum Sign Bracket



SH49A  
Small Wedge Shelf Support



SH15  
Shelf Track System



SH48B  
Large Elegant Shelf Support



SWS2  
Inter-Arc Work Support

# LOUNGE AND BREAK AREAS

*Create more accommodating leisure spaces in your office with elegant coat hooks, purse hooks for dining areas and work desks, trash grommet liners for restrooms and food prep areas, and sliding door hardware for meeting spaces and common areas that need privacy.*



CH23  
Button Coat Hook



HK2A  
Post Hook Pair



HK1  
Single Hook



HK20  
Purse Hook



TM10B  
Deep Stainless Steel  
Trash Grommet



SDH2  
Sliding Door Hardware

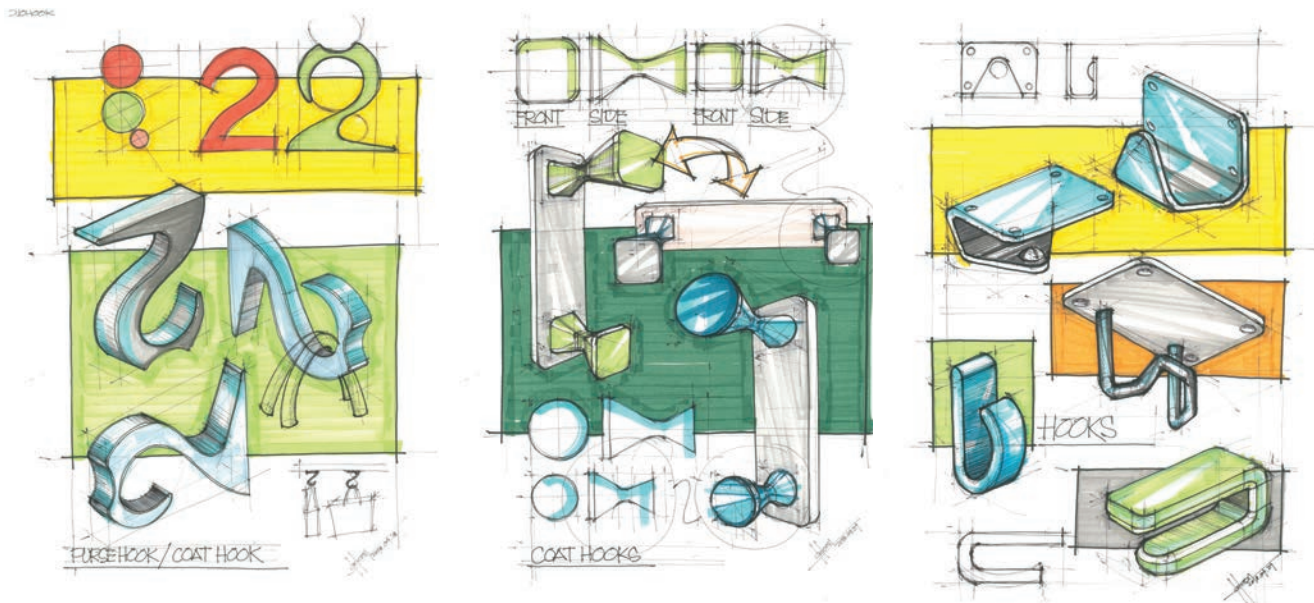
# COMING SOON

*Our best design tool? YOU! You want it, we make it. Simple as that.*

Our popular Tab Pull Series, DP3, is expanding! We currently offer 10 sizes up to 12" lengths, but we're learning that's not enough for your custom furniture needs. We heard you loud and clear and will be expanding our line to include additional sizes from 14" up to 24" long in all finishes and 8", 10" and 12" versions of the door pull version, DP3/DR.



*New Coat Hooks, New Table Legs, New Furniture Feet, New Purse Hooks, and more! Our Design Lab is constantly in motion with the latest in innovative architectural hardware. Follow us on social media for updates.*



*Have a design idea of your own? Submit it to our Annual Design Competition for your chance to win a cash prize and royalties based on sales! More details available at [mockett.com](http://mockett.com).*



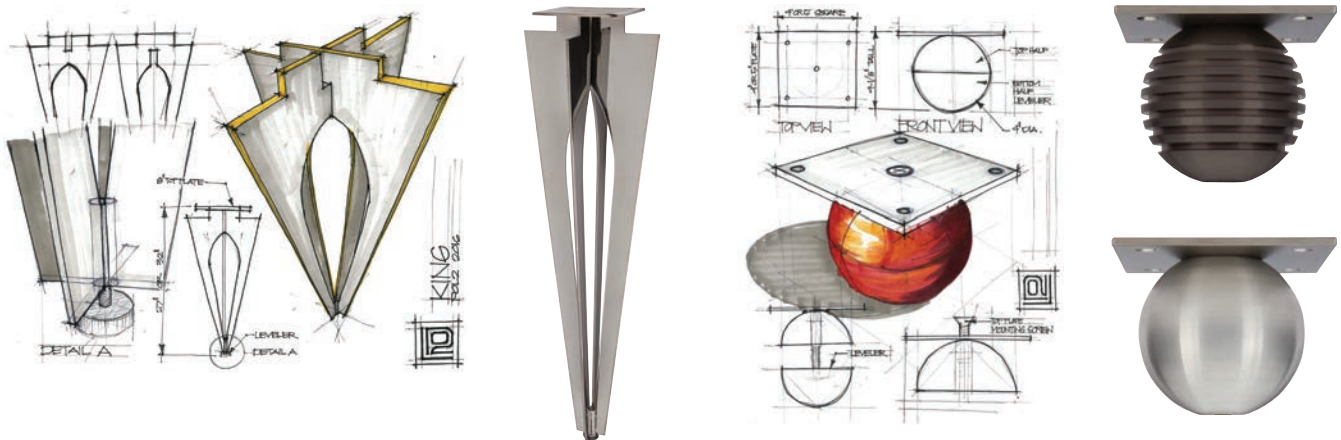
# KINGS OF CUSTOM™

*Any way you want it!*

Your client has particular needs. We understand those needs and the value in meeting them. So we offer custom options to satisfy your specific needs with reasonable lead times and affordable pricing. In case you can't find exactly what you're looking for, we're here to help you get it just right!

- Custom Power & Data Systems
- Custom Grommets & Wire Managers
- Custom Drawer Pulls
- Custom Table Legs & Bases
- More!

Custom sizes, finishes, configurations, and every other imaginable option. Or send us your design to build from scratch.



Please call our Custom Department at 800-523-1269 or email [custom@mockett.com](mailto:custom@mockett.com) with your request for a quote.

“Fine  
Architectural  
Hardware  
For Your Fine  
Furniture” ®

Follow Us



**MOCKETT**  
DOUG MOCKETT & COMPANY, INC.

**Doug Mockett & Company, Inc.**


PO Box 3333 • Manhattan Beach • CA 90266

310.318.2491 • [info@mockett.com](mailto:info@mockett.com) • [www.mockett.com](http://www.mockett.com)

# POWER



*shaping the way we work*



PCS79  
Wireless Charging

**MOCKETT**  
DOUG MOCKETT & COMPANY, INC



Our collection of Power & Data Grommets is suitable for any application: pop-up, flip-up, recessed, or edge-mount styles for integration into your furniture. Plus, tabletop and freestanding monuments for temporary setups and power tracks and floor grommets for floor mount applications. If you still can't find exactly what you're looking for, we can customize any configuration for you.

<i>Flip-Up Power .....</i>	<i>05</i>
<i>Power Into Furniture .....</i>	<i>15</i>
<i>Under Desk &amp; Edge Mount Power ....</i>	<i>23</i>
<i>Home &amp; Kitchen .....</i>	<i>29</i>
<i>Mixed-Use Power .....</i>	<i>33</i>
<i>Wireless Charging .....</i>	<i>39</i>
<i>Floor Power .....</i>	<i>43</i>
<i>Product Collections.....</i>	<i>46</i>
<i>Pricing.....</i>	<i>52</i>



**Our Guarantee:**

- 96.5% Same Day Shipping
- Free Return Shipping
- No Restocking Fee
- Call 800-523-1269 to talk to a REAL person

*Power is shaping the way we work...*



*...And the way we work is shaping the direction of our power.*

Accessible power is now more important than ever. How can we turn your furniture into a dynamic communications hub? It's easy! Let us show you how.

*Flip Up, Plug In, and Go Big! Transmit your presentation to the big screen in seconds.*





# FLIP-UP POWER

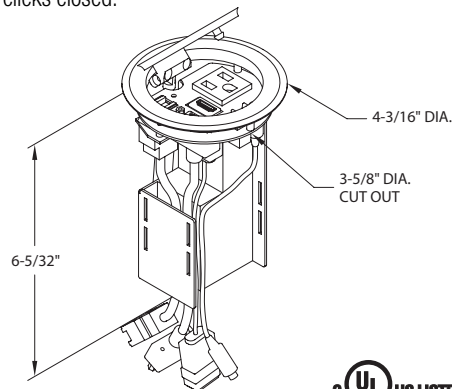
*Flip-Up Grommets address one of the most basic principles defining a brilliant design: **There when you need it. Hidden away when you don't.***

NEW!

## PCS87

### COMPACT FLIP-UP GROMMET

High capacity connectivity conveniently packed inside a small housing with a modest footprint. Pre-wired cables are plug-and-play for easy installation. Pneumatic flip-up top clicks closed.



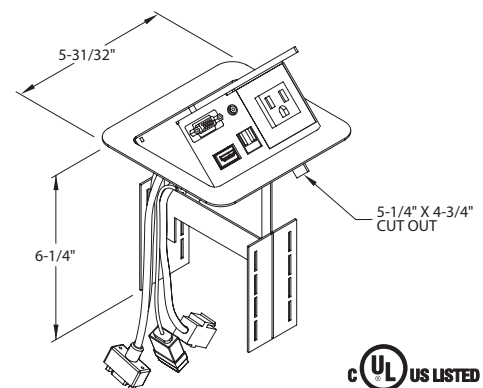
PCS87-90  
Matte Black

NEW!


## PCS88

### COMPACT FLIP-UP GROMMET

Flips up for access to power, then clicks closed when not in use. Beautiful anodized finish on top with a bundle of power and A/V options inside. Lid operated by a gas spring.



PCS88-94  
Satin Aluminum





*Press the spring-loaded soft touch lid to “click” open, then press down to click closed.*





PCS36A/USB-94  
Satin Aluminum



PCS36B-62D  
Dusty Blue



PCS36/2/A-24R  
Rose Gold

## ***PCS36 Series***

*Over 20 sizes and stock configurations available, or customize your own!*

*Seamless integration.  
Flawless execution.*



**NEW!**

PCS36/4/A-94  
Satin Aluminum





PCS36C-90  
Black



PCS36A-90  
Black



PCS36A/EE-62D  
Dusty Blue

## PCS36 Series

### FLIP-UP POWER GROMMET

Highly versatile, easily configurable. Modular ports are interchangeable with a multitude of other audio/video options. Over 20 standard options, or customize your own!

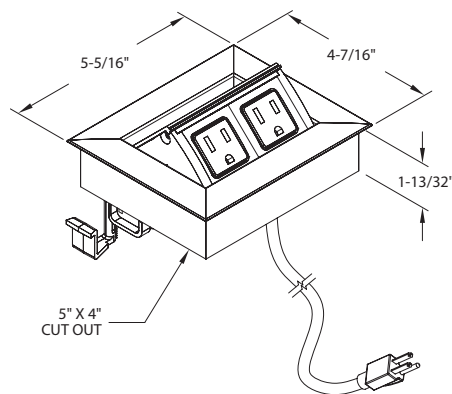


24R

62D

90

94





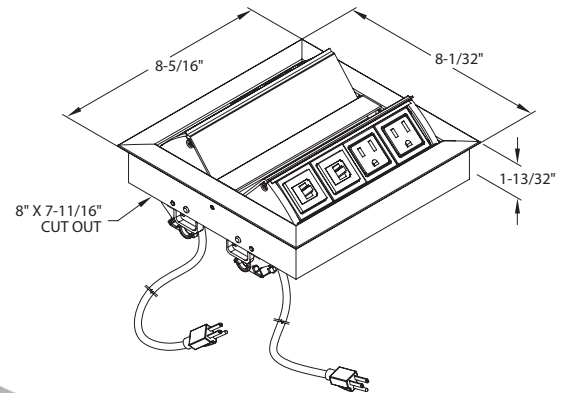
PCS36/2/C-90  
Black



## PCS36/2/C

### LARGE DUAL FLIP-UP GROMMET

Accessible from either side with a simple touch to flip up. Ample power and data on both sides to power meetings in conference tables, training tables and libraries, or any other place a group meets. Both sides flip up independently of one another for access and then close nearly flush with the surface when finished. Dual-sided PCS36/2 series available in 10 additional sizes and configurations to fit most any size table and group.



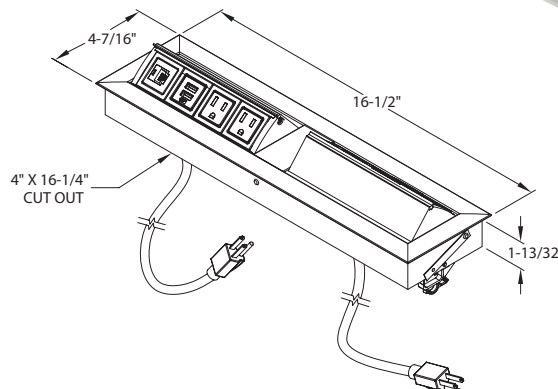
PCS36/2S/B-94  
Satin Aluminum

**NEW!**

## PCS36/2S/B

### SIDE-BY-SIDE FLIP-UP POWER

Unique dual-sided configuration positions two flip-up carriages in a side-by-side orientation providing power, data, and USB charging to users on opposite sides. Perfect for benching workstations and commercial user stations in common areas. Allows for the same dual-sided accessibility with a thinner cutout. Click either side to open and press down to click closed nearly flush with the surface. See our PCS36 Series collection of over 20 sizes and configurations online.





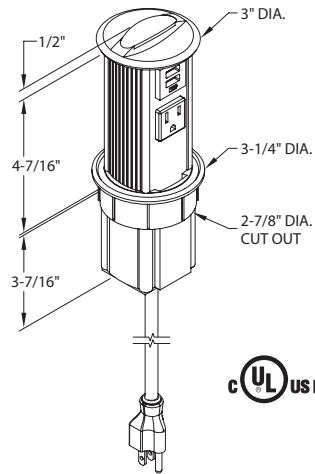

*Desktop power solutions pull up  
for easy access and press down to  
hide away.*



# PCS6

## POWER PYLON

Sits subtly, almost unnoticed until needed. Then pull up until snug and ready for use. Aluminum housing with plastic cap and liner.



PCS6/DE/M-90  
Black



PCS6/EE/M-94/90  
Satin Aluminum/Black



PCS6/USB-94/92  
Satin Aluminum/Grey



PCS6/EE/M-94/95  
Satin Aluminum/White



*Integrate hideaway power and data solutions seamlessly into your furniture for the ultimate in style and convenience.*



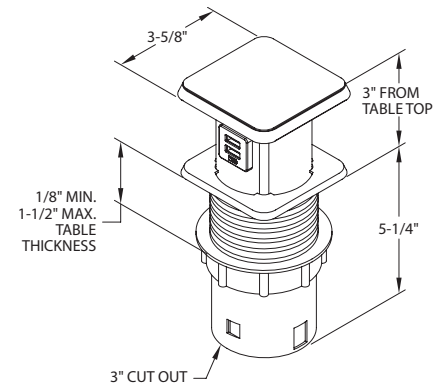
# PCS39

## POP-UP POWER GROMMET

Press the top to pop up and access your choice of power, data, or charging USB options. Double-sided with connectivity on either side. Available with corded plug or hardwire whip and standard or tamper resistant receptacle option. Satin Aluminum or Black Microdot top included, or add your own custom laminate to match your surface material. Mounts anywhere! Installation is easy: drill a round 3" hole, drop in from the top, and tighten the locking ring from underneath.



PCS39TR/UE-94  
Satin Aluminum




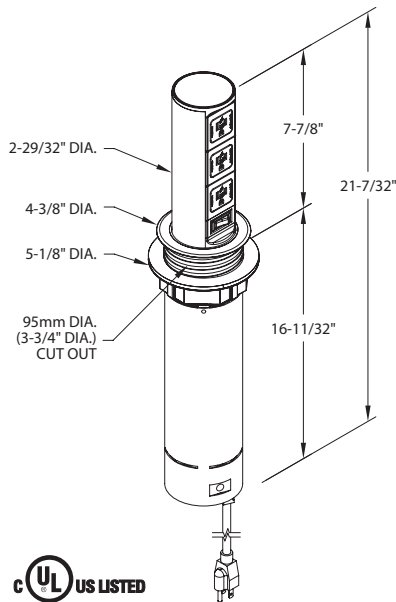
## 11 Configurations Available!



PCS39/DE-90D  
Black Microdot



PCS39/EE-94  
Satin Aluminum



NEW!

# PCS64

## ILLUMINATED POP-UP POWER DOCK

Press the top to pop up for easy access to power when needed, then press down when not in use to hide away under the surface. Luminous ring lines the outer trim of the cap with a soft glow, making it easy to spot in any location. Easy to install and operate, a great addition to any surface designed to accommodate powered devices. Great for community work stations and networking hubs with high capacity power output. Available with three outlets, PCS64, or in a dual-sided version with six total outlets, three per side, PCS64/2.

PCS64-94  
Satin Aluminum



*Power and data options for multiple users and multiple devices, all at the surface level.*




# POWER INTO FURNITURE

*Recessed Power Grommets provide practical solutions for convenient power at the surface level.*

**NEW!**



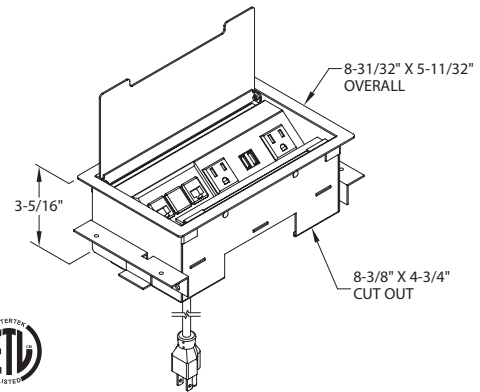
PCS90/USB-23  
Metallic Silver



## PCS90

### HINGED LID POWER GROMMET

Lift the hinged lid to access power, data, and charging USB. Or close it and run cabling through the slotted lid and brush liner. Additional cable pass-through options on the bottom including shutter bushings for wire management and up to two additional data jacks. Available with two power, two data, and a dual USB charger, PCS90/USB, or with four power and a dual USB charger, PCS90/4E/U1.

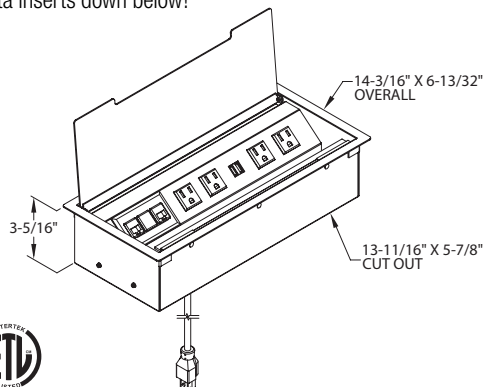


**NEW!**


## PCS91

### LARGE HINGED LID POWER GROMMET

High capacity grommet for shared workstations and conference tables includes four power, dual USB charger, and two Cat5e data. Or swap the modular data insert for other audio/video options as needed. Plus, room for two additional data inserts down below!



PCS91/USB-90  
Black

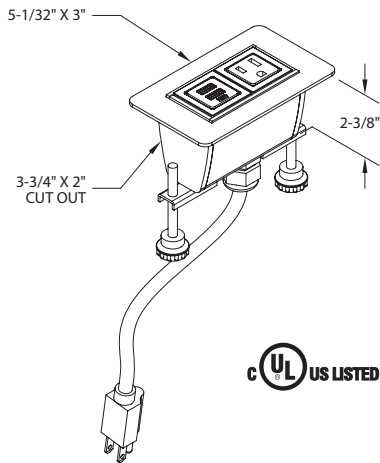




*Power integration can turn ordinary furniture into a communications hub.*







## PCS49

### LOW PROFILE POWER GROMMET

Stunning versatility, easy to install horizontally or vertically into all types of furniture. Low profile footprint settles into any application with soft, rounded flange. Six sizes and configurations to fit any size table or group.

***Six Standard Configurations,  
or Customize Your Own!***

*Think your work is limited to the office? Think again. We are constantly engaged at home, when we travel, even at our leisure. The concept of the third workspace is all around us. Without convenient power options in these temporary workspaces, remote access to critical work flow will suffer.*





*Airports, hotels, community charging hubs and shared work desks keep us on the clock at all times. Make any space your meeting space.*

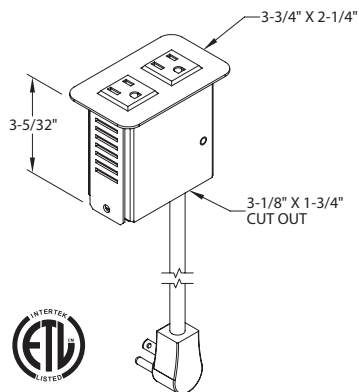



**NEW!**


# PCS62

## FLUSH MOUNT POWER GROMMET

Bring convenient power within reach wherever you are. Easily installed to integrate seamlessly into work desks, conference tables, couches, chairs, and more! PCS62 is a collection of highly versatile, low profile power options for adaptable workspaces. 13 sizes and configurations to suit your needs. Mounts vertically or horizontally into your work surface.



**13 Sizes and Configurations Available!**



PCS62M/EE-23  
Metallic Silver




PCS62M/UE-90  
Matte Black



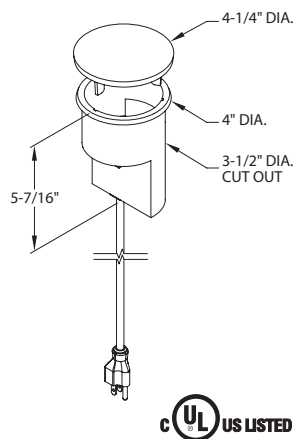
PCS62B/USB-95  
White





*Convenient power & data options within reach means no more rummaging under the desk for power access.*






## PCS1A

### RECESSED POWER GROMMET

Can you believe our first ever Power Grommet is still one of our best sellers after more than two decades? You just can't miss with this timeless classic. Compact design with convenient options and easy installation – a deadly combination. Includes removable cap with optional Satin Chrome cap cover. Sit cap slightly above surface to run cables underneath or twist to drop in flush when not in use.



PCS1A-90  
Black



Shown with Optional  
Aluminum Cap  
PCS1A/AC-26D

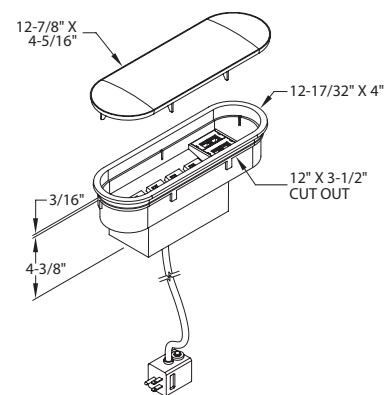
*Power integration into furniture is now vital to the user experience.*

## PCS3

### RECESSED POWER GROMMET

Designed for conference tables and training tables, this large oval grommet provides ample power and data, plus spacious cable pass-through openings on either end. Includes removable cap with optional Satin Chrome cap cover. Deep skirt covers even the thickest board room tables. Template included for easy cutting. Available with corded plug or hardwire conduit. Cap has two settings: either flush fit, or rotate it to sit slightly above surface with enough room to run cabling underneath.

PCS3-90  
Black



Optional Aluminum Cap Available  
PCS3AC-26D





*Versatile mounting options  
put power at your fingertips!*



# UNDER DESK & EDGE-MOUNT POWER

*The perfect solution for flexible workstations and small work desks where space is at a premium.*



PCS61B-23  
Metallic Silver

## PCS61

### EDGE MOUNT POWER DOCK

Bring power options within reach, above or below the work surface. Optional mounting bracket allows for underside mounting towards the front edge of your desk, or fasten the included extension bracket for anchoring to the rear of the desk for top side access. Optional foot or adjustable clamp mount available. Either option gives you convenient, accessible power in furniture that otherwise would not allow for in-desk applications. Two configurations, three finishes.



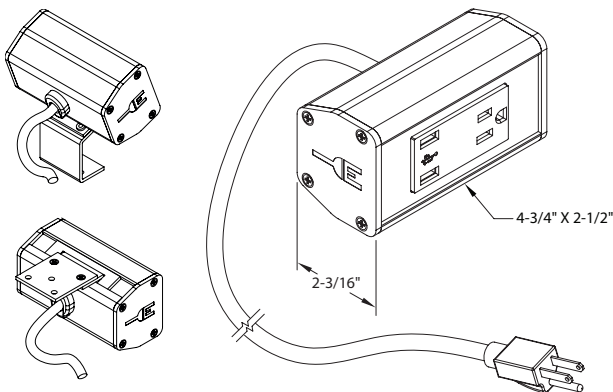
23



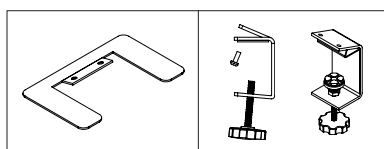
90



95



Additional Mounting Options  
Sold Separately



PCS61-F00T

PCS61-CLAMP



PCS61A-95  
White

*Want to include power options on your work surface, but don't have the option to cut, drill, or permanently install into your furniture?*





PCS48F-95  
White

## ***Edge-Mount PCS48 available in black or white in Five Standard Configurations!***



PCS48D-90  
Black

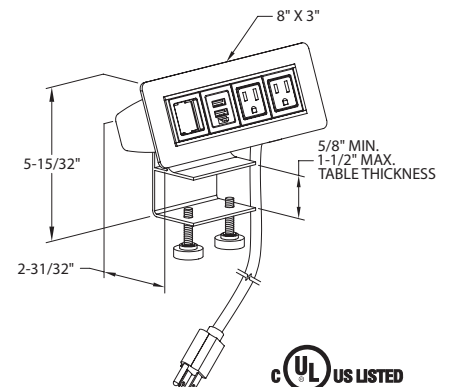


PCS48E-90  
Black

### **PCS48**

#### **EDGE MOUNT POWER DOCK**

When in-desk applications are not an option, these easy-to-install power docks are the perfect solution. Great for temporary setups or shared work stations, this unit easily clamps to your work surface. Adjustable C-bracket clamps onto any surface from 5/8" up to 1 1/2" thick. Plus, with five configurations, you are sure to find exactly what you need for your job.






**NEW!**

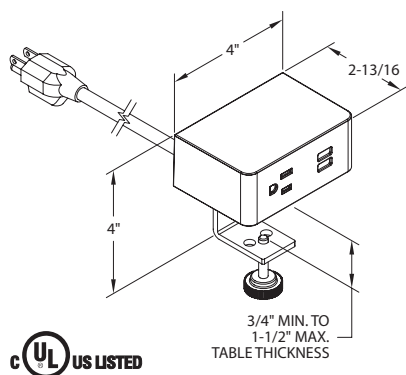
## PCS98

### CLAMP MOUNT POWER DOCK

Bring convenient power options to the surface level and say goodbye to rummaging under the desk for lost plugs and hidden receptacles. Adjustable bracket clamps onto the edge of the desk or table for a quick and easy installation. Sophisticated, minimalist design gives an understated and contemporary look on any application.



PCS98A-92  
Grey



PCS98B-95  
White



PCS98B-90  
Black



PCS99B-90  
Black


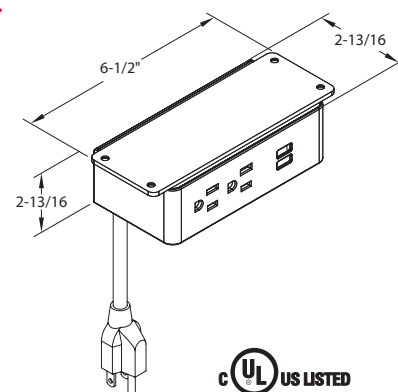
## PCS99

### UNDER DESK POWER DOCK

Sleek, minimalist style has a contemporary touch that settles nicely into any work station. Mounted underneath the front edge of the desk making power options easily accessible at all times and opening up your work surface. Perfect for smaller desks that are unable to accommodate traditional desktop power grommet options due to space constraints.

Available with single outlet and dual USB charger, PCS99A, or with two power outlets and dual USB charger, PCS99B.


**NEW!**



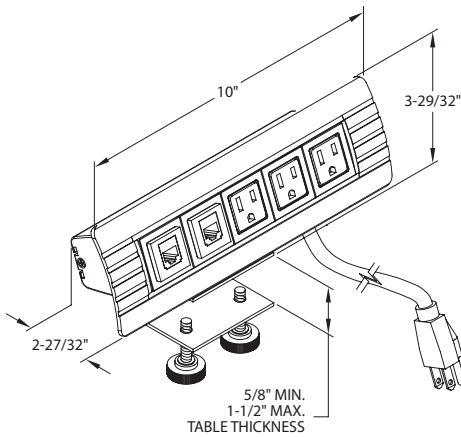
# PCS38

## CLAMP-ON POWER DOCK

Grooved aluminum face offers a stylish accent to this fine design. C-bracket clamps onto any work surface and sits slightly above the desk with an angled face for easy access and a chic touch to your design.



PCS38-94  
Satin Aluminum

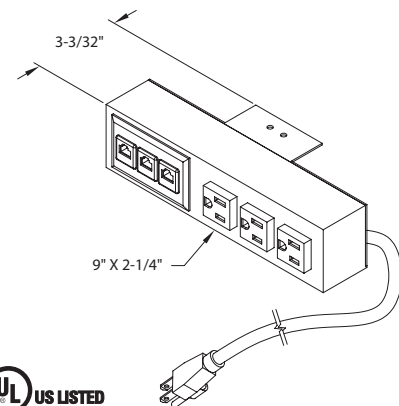


PCS12/R-90  
Black

# PCS12/R

## LOW PROFILE GROMMET

Low profile design mounts under the edge of a desk or work surface making your power and data easily accessible while remaining completely out of sight on the desktop. Standard configuration includes three power outlets and three Category 5e data modules.





*Water-Tight Power Grommet for Kitchens,  
Laboratories, anywhere liquids might spill.*



# HOME & KITCHEN

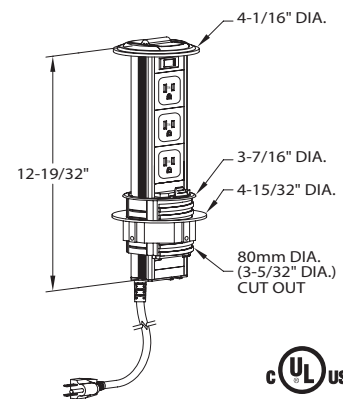
*Residential Applications are not just limited to the Home Office. We also provide Water Tight Hideaway Power options for Kitchen Counter tops.*



## PCS34

### KITCHEN POWER GROMMET

Pull up the D-ring tabs until unit "clicks" and locks in place to access three power outlets. When not in use, press release button on bottom to drop down under the counter nearly flush with the surface. Water tight rubber ring on top keeps liquids from getting inside. Unit comes with reset switch and circuit breaker protection. Easy mounting for islands, countertops, cabinetry, break rooms, breakfast bars, laboratories, or anywhere liquids might spill. Optional trim ring liners available in satin or black anodized aluminum as shown.



PCS34/TR-90  
Clear Rubber Ring



Satin Aluminum Trim Ring  
90



Black Anodized Trim Ring  
90/90



Clear Rubber Ring  
90/94



*Pop-Up Kitchen Power™.  
Power where you want it. When you want it.  
Press down to hide away when not in use.*

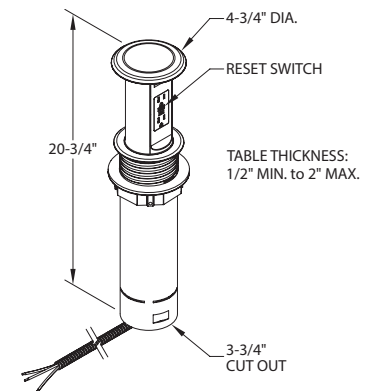


NEW!

# PCS77

## POP-UP KITCHEN POWER™ GROMMET

Power where you want it, when you want it. Press on the top to access the GFCI Tamper-Resistant receptacles, then press down when not in use to hide away nearly flush the surface. Water tight seal in open and closed position. Available in 15A, PCS77, or 20A, PCS77A. Both versions come with a 6' hardwire whip with 12 gauge 3 conductor wire.




c **UL** US LISTED

**Water Tight,  
Spring-Loaded  
Pop Up!**

PCS77-23G  
Glossy Metallic Silver

*Kitchens are the nucleus of activity in the home. We spend most of our time gathered there cooking, hosting, and entertaining. More time spent equals a greater need for power.*



GFCI, Tamper Resistant Outlets + Water Tight, Spring-Loaded Pop-Up Cap



*Power solutions are not limited to office use. Imagine the possibilities to bring connectivity to any hospitality, retail, education, and healthcare environment.*



# MIXED-USE POWER APPLICATIONS

*These highly versatile power solutions lend themselves to a number of alternative applications, anywhere convenient power is needed.*

*In 15 fun and elegant colors too!*



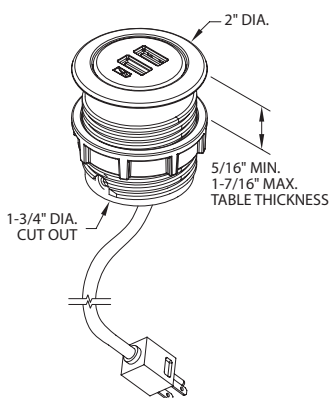
PCS75/USB-62  
Blue

**NEW!**


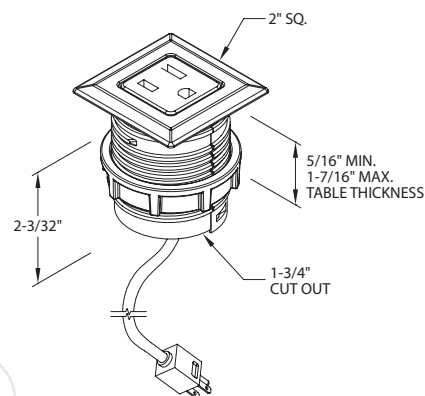
## PCS75

SINGLE PORT GROMMET

Easy as easy gets! Drill a 1 3/4" hole, drop in, and tighten from underneath. Use horizontally or vertically into all types of furniture. Get creative! Fun or traditional colors to inspire your next application. Both Round and Square versions available with power or dual charging USB in all finishes. Round version with Power, PCS75, and with dual USB, PCS75/USB. Square version with power, PCS75/SQ, and with dual USB, PCS75SQ/USB & PCS75S/U.




PCS75/SQ-15/95  
Dark Bronze/White



cUL US LISTED



PCS73/USB-60C  
Chartreuse

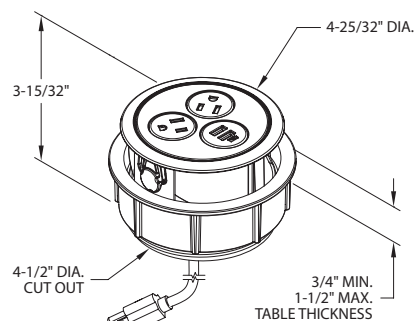



NEW!

## PCS73

### FLIP POWER GROMMET


"Flip" we call it. Easy enough. It rotates over, then flips back when not in use. Soft touch texture has a soothing and natural feel, plus fun color options bring the wow factor. Available with three power outlets, PCS73, or two power and a dual USB charger, PCS73/USB. Four finishes.



cUL US LISTED



PCS74/USB-53  
Orange



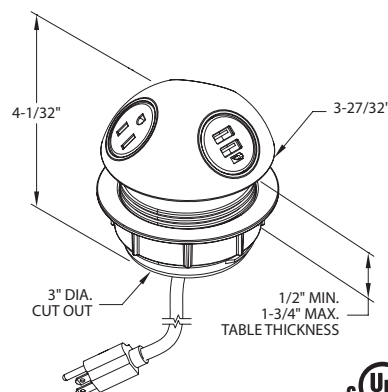
NEW!

## PCS74

### DOMES POWER GROMMET

Dome shape distributes power options around the globe for access from three sides. Great for a shared user experience like a community charging hub.

Four finishes and two configurations: three power outlets, PCS74, or two power and a dual USB charger, PCS74/USB. Mounts anywhere!



cUL US LISTED

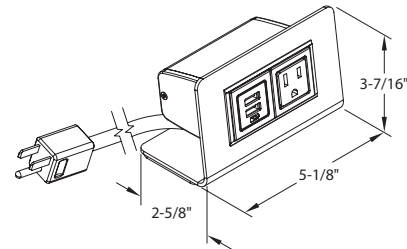


NEW!

## PCS94

### DESKTOP POWER TERMINAL

Freestanding tabletop unit provides convenient power access without having to clamp, cut, or drill into your surface. Weighted base with grip pad keeps it firmly in place while in use. A chic desktop alternative to basic power strip accessories. Comes standard with a dual USB charger and your choice of one (PCS94A/USB), two (PCS94B/U1), or three (PCS94C/U1) power outlets.



PCS94A/USB-23  
Metallic Silver



23



90



95

*Whether powering a bedside nightstand or a community charging hub, we have every size, configuration, and finish to best suit your needs.*

NEW!

## PCS83

### TABLETOP POWER MONUMENT

Portable power dock sits humbly atop your small desk or home office workstation. Elegant wood-wrapped casing in Walnut, Ash, or Cherry gives a sophisticated decorative touch to match your existing décor. Non-skid padding keeps unit firmly situated in place. Available with two power outlets, PCS83/EE, or a single outlet and dual USB charger, PCS83/USB.



PCS83/USB-82/95  
Walnut/White



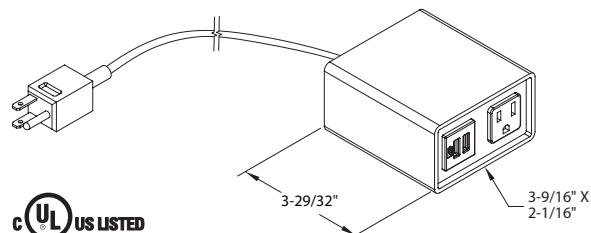
82/95



86/95



88/95



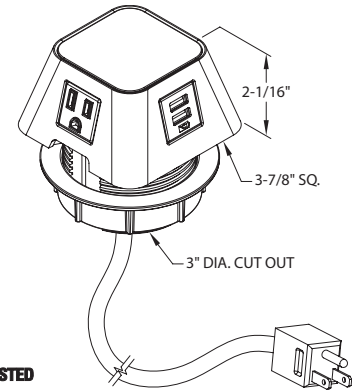
# PCS66

## PYRAMID TABLETOP MONUMENT

Accessible from all sides with your choice of power and USB charging options. Two styles available – grommet mount or freestanding tabletop version. Thru-mount grommet version has a threaded cylinder and locking ring for a permanent installation while freestanding monument can be moved freely to accommodate different user locations. Comes standard with interchangeable Black, White, and Mockett Red tops, or choose from our 14 kicky colors! Ideal for community tables and shared workstations – anywhere multiple power and USB options are needed. Six configurations.



PCS66G/3/U1-95  
White



PCS66T/4E-90 Black



54



60F



60V



61



62



63



66P



90



90D



92



92F



94



95



95T



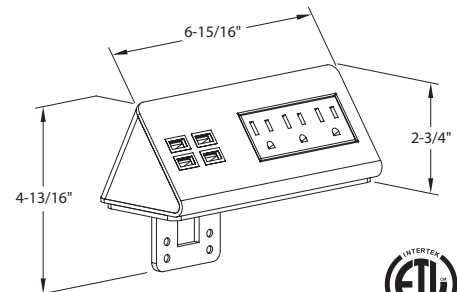
PCS93-90  
Black

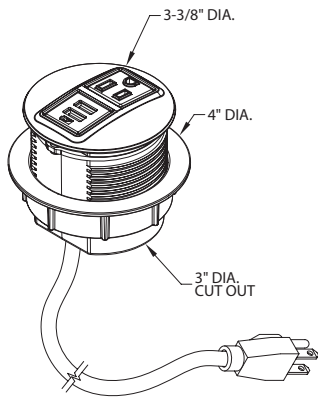
NEW!

# PCS93

## TABLETOP POWER DOCK

Highly versatile power dock and USB charger mounts to the edge of any surface to put accessible charging options within reach. Perfect for your home or hotel night stand, work desk, or anywhere convenient power access is needed. Includes overload protection with resettable circuit breaker. Minimum table thickness 3/4" for mounting bracket.







## PCS65

### ROUND POWER GROMMET

Easily mounts into any type of furniture – drill a 3" hole, drop in from the top, and tighten the locking ring from underneath. Your choice of two power outlets, PCS65, or one power with dual USB charger, PCS65/USB.



PCS65/USB-17S/90  
Satin Nickel/Black



PCS43T/EE-4B  
Antique Brass


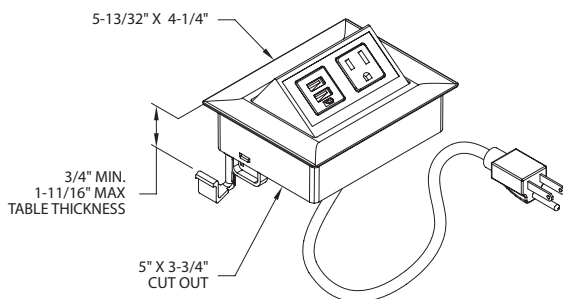


PCS43C/USB-15  
Dark Bronze

## PCS43

### FLIP-UP POWER GROMMET

"Traditional" (43T) or "Contemporary" (43C) flange, cast and plated in five brilliant finishes. Simple, compact flip-up design is suitable for any application. Press to open and press down to "click" closed nearly flush with the surface. Great for home office or bedside nightstand installations, plus traditional work desks and hospitality applications. Both versions available in dual power, PCS43/EE, power/charging USB, PCS43/USB, or one power and one Cat5e data jack, PCS43/DE.





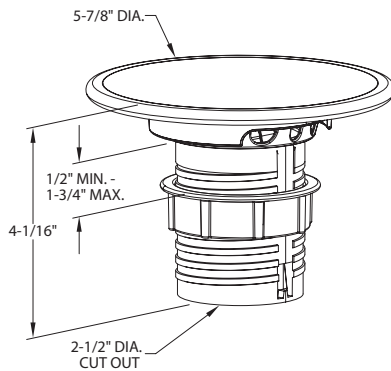
*Set your device on the surface and experience  
the power of Wireless Charging.*



# WHAT IS WIRELESS CHARGING?

## *Freedom from Cables!*

*Wireless Charging uses an electromagnetic field to transfer energy between an induction coil (charger) and a receiving coil (phone). It's completely safe and easy to use. Any phone can be charged wirelessly.\**



EDP/V2/LLQi-90  
Black

**NEW!**

## **EDP/V2/LLQi**

### **LILY PAD**

Wireless Charging plus Wire Management all in one! Inductive charging surface has a non-skid pad where you can rest your mobile device on top. LED indicator light gives a soft blue luminous glow to show your phone is charging. Feed additional cabling through the slotted tabs under the cap while stowing your mobile device on top. Fits into a 2 1/2" hole, our most popular grommet hole size, so also great for retrofitting your old EDP cap and liner set with 21<sup>st</sup> Century functionality!



23



90



*\*Some phones may require a qi compatible case or receiver.*

**NEW!**

## PCS79/WC

### WIRELESS CHARGING GROMMET

Next generation charging! Place your mobile device on the center of the grommet and a brilliant blue ring will glow to indicate the handshake between your device and the inductive charger. Drill a 3 3/4" diameter and drop in from the top and tighten the locking ring underneath. Easy!



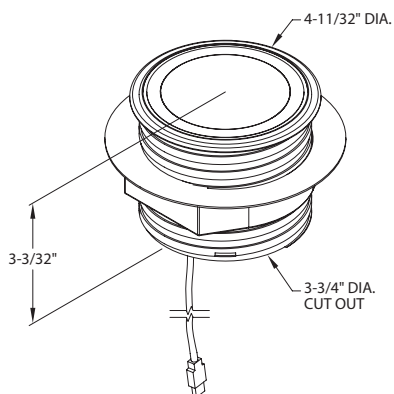
23



90



95



PCS79/WC-23  
Metallic Silver



PCS79/WC-90  
Black



PCS79/WC-95  
White



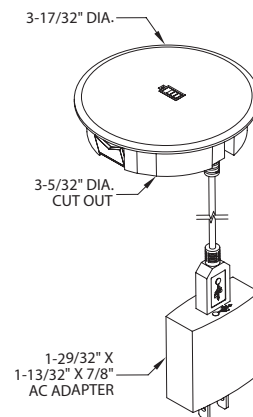
PCS76/WC-90  
Black

**NEW!**

## PCS76/WC

### WIRELESS CHARGING GROMMET

This extremely low profile design integrates seamlessly into any furniture design. Simple indicator light flips from red to green when a mobile device is paired and charging successfully. Fits into an 80mm (3 1/8") hole and sits nearly flush with the surface. Tighten screws from underneath to bite into your cutout with mounting tabs. Easy installation, easy to use.





NEW!

# WCS1

## LEATHER WIRELESS CHARGING PAD

Charge your phone or mobile device wirelessly by simply resting on top of this stylish leather pad. Maintain a clean and tidy work surface without any messy phone cables crawling like vines across your desktop. Use on your desk, night stand, or wherever you might keep your phone charging comfortably within reach for extended periods. 4 1/2" square, 1/4" thick. 33" braided cord included.



90



91C

WCS1-91C  
Chestnut

*No wires. No hassle. Forget that bulky adapter and live free from the restraints of being tethered to your charging cable.*



WCS3-90MB  
Black Marble



WCS3-95MB  
White Marble

NEW!

# WCS3

## MARBLE CHARGING PLATFORM


Luxurious marble charging platform is the perfect functional accessory for executive desks. Solid marble with 3' braided power cable. 4 11/16" diameter x 13/16" thick.



90MB



95MB

A photograph of a modern workspace. In the foreground, a wooden desk with a metal frame holds two silver laptops. A black power cord runs from the desk down to a white power strip on the floor. A low-profile ramp is also visible on the floor. The background shows a bright, open space with large windows and greenery outside.

*Power Tracks are great for temporary setups –  
Registration booths, tradeshow & more.  
Low profile ramps for heavy foot traffic areas.*

# FLOOR POWER

## Wire Management Solutions



*Channel cabling across the floor without any  
core drilling or trenching.*

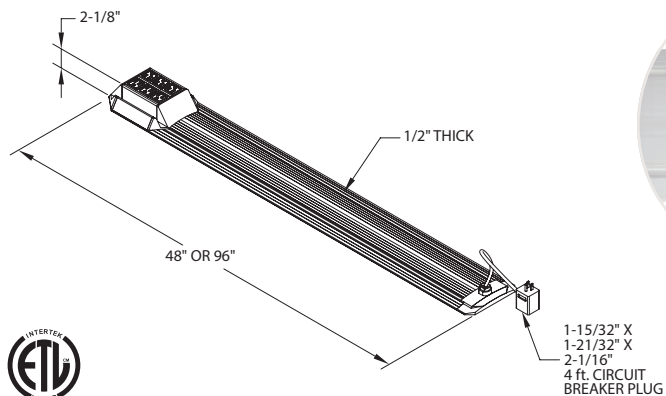
*Bring Power and Data options  
wherever you need them.*



### PTRC3

#### POWER TRACK

Available in 4' or 6' lengths or in modular 3' sections up to 24'. Easily portable for temporary setups and events. Lays flat and can be moved freely without causing a tripping hazard, plus casters roll easily over the top making it sleek AND safe. Optional carrying case available. ADA compliant.

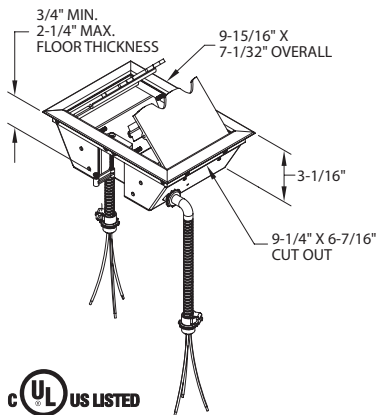




# PCS/FG1

## FLOOR GROMMET

Metal box consists of slotted folding doors for wire pass-through and robust all around construction for heavy foot traffic. Your choice of four power receptacles, PCS/FG1/4E, or two power and two Cat5e data jacks, PCS/FG1. Hardwired with 10' flex metal conduit included.



PCS/FG1/4E-94  
Floor Grommet



*Or install convenient power options directly  
into the floor as a permanent power solution.  
Safe for use in high traffic areas!*



### ***Custom Options Available – Any Way You Want It!***

If our hundreds of in-stock configurations don't cover your needs, we want to help you find exactly what you're looking for:

Custom Configurations • Custom Cord Lengths • Custom Finishes •  
Daisy Chain options • Hardwire Options • Tamper Resistant Receptacles •  
Hospital Grade Receptacles • More!

***Call 800-523-1269 or email [custom@mockett.com](mailto:custom@mockett.com) for assistance.***

*The journey doesn't  
end here!*

*We offer all the best architectural  
hardware to cover every facet of your  
furniture needs.*

*Continue to [www.mockett.com](http://www.mockett.com) to see more innovative hardware solutions.*


# GROMMETS & WIRE MANAGERS

*Our claim to fame is grommets - those little things lining the holes in desks that allow pesky cables to pass through. From there, an entire line of Wire Management concepts was born. We have every size, every color, every solution.*

*See them all at [www.mockett.com](http://www.mockett.com)*




Available in 10 Sizes, 15 Colors



FLX1  
Flex Grommet




MM3  
1 3/4" Solid Brass  
Grommet Cap  
MM3A Liner Sold  
Separately



EDP3  
2 1/2" Grommet



WM16  
Snake Wire Manager



WM22A  
Large J-Shape  
Wire Manager



# DRAWER PULLS, KNOBS & DOOR HANDLES

*We are proud to offer the finest collection of cabinet hardware around. Available in Aluminum, Stainless Steel, Leather, and all the finest finishes. A contemporary blend of modern and traditional style to create a classic accent piece. Enjoy the artistry!*

*See them all at [www.mockett.com](http://www.mockett.com)*



DP128  
Round Top Pull




DP196  
Mushroom Pull



DP419  
Leather Loop Pull




DH402  
Large Barrel  
Door Handle



DP3 Series  
Tab Drawer Pulls

# FURNITURE LEGS & CASTERS

*Our signature designer collection of “Great Lookin’ Legs®” covers every style imaginable. We pride ourselves on having the best designs, quality, and finishes. And an exquisite collection of fun and functional casters too!*  
*See them all at [www.mockett.com](http://www.mockett.com)*



FL3  
Small  
Furniture Leg



TL27R/2SQ  
Square Table Leg  
with Leveler



TL45  
Zucker Leg



TL47A  
Loop Table Leg



FL21  
L-Shaped  
Furniture Leg



CA52B/SA-53  
Hollow Wheel Caster



CA42PA  
Small Twin-Wheel  
Caster

# KITCHEN, BATH & CLOSET

*We entertain in kitchens, pamper ourselves in the bath, and store our precious possessions in closets. These are important spaces, so why not treat them as such? We offer only the best in Kitchen & Bath hardware, and we invite you to enjoy our collection. See them all at [www.mockett.com](http://www.mockett.com)*



RCK23  
Towel Rack



TPH2  
Fixed Toilet Paper Holder



CH53  
Square Plate Coat Hook



CH11  
Longhorn Coat Hook



HD1  
Hair Dryer Holder



# ERGONOMICS & DESK ACCESSORIES

*Create an adaptable workspace customized to your specific needs to optimize efficiency, comfort, and overall health and wellness.*

*Change the way you work by changing the way you work!*

*See them all at [www.mockett.com](http://www.mockett.com)*



TLEL3  
Electrically Driven  
Adjustable  
Table Legs



KP7/M2  
Adjustable Keyboard Platform




FSA1  
Single Vertical Flat Screen Monitor Arm

# STANDOFFS, SUPPORTS & SIGNAGE

*Give your display the artistic touch you've been dreaming of. Our collection of multi-purpose brackets, sign holders, and shelf supports offer the finest quality and versatility. The only limit is your imagination, so start planning your stunning display. We're here to help you see it through. See them all at [www.mockett.com](http://www.mockett.com)*



**SIGN2B**  
Stainless Steel Sign Bracket



**MPB9**  
Multi-Purpose Brackets

**CAP1**      **CAP2**

**CAP3**



**SH40**  
O'Connor Shelf Support



**SH17**  
Large Barrel-Shaped Shelf Support



**SWS3**  
Curved Rod Work Support

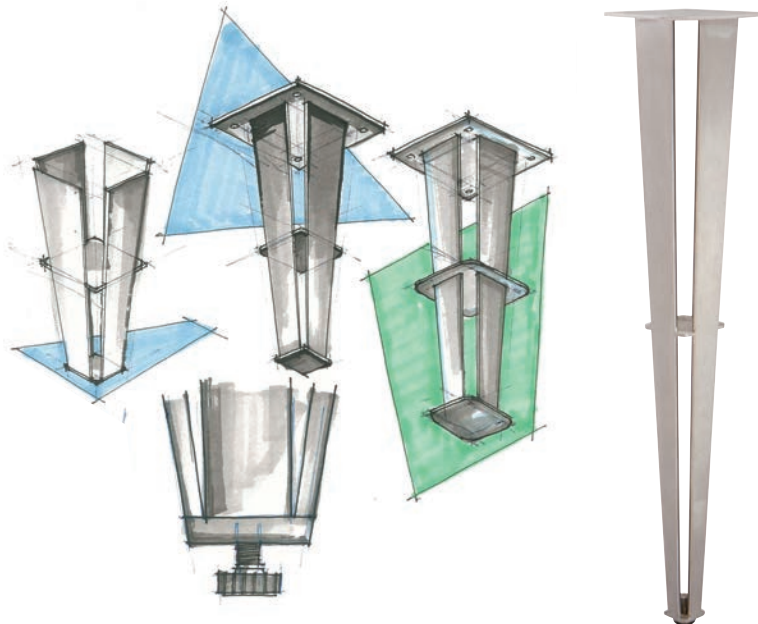
# CUSTOMIZATION

*Any way you want it!*

Your client has particular needs. We understand those needs and the value in meeting them. So we offer custom options to satisfy your specific needs with reasonable lead times and affordable pricing. In case you can't find exactly what you're looking for, we're here to help you get it just right!

- Custom Power & Data Systems
- Custom Grommets & Wire Managers
- Custom Drawer Pulls
- Custom Table Legs & Bases
- More!

Custom sizes, finishes, configurations, and every other imaginable option. Or send us your design to build from scratch.



Please call our Custom Department at 800-523-1269 or email [custom@mockett.com](mailto:custom@mockett.com) with your request for a quote.



“Fine  
Architectural  
Hardware  
For Your Fine  
Furniture”®

Follow Us



**MOCKETT**  
DOUG MOCKETT & COMPANY, INC.

**Doug Mockett & Company, Inc.**

PO Box 3333 • Manhattan Beach • CA 90266

310.318.2491 • [info@mockett.com](mailto:info@mockett.com) • [www.mockett.com](http://www.mockett.com)