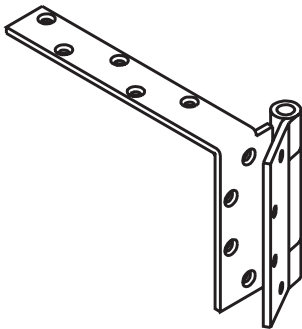


## Non-Ferrous Bearing

### TA391

Price Code 30

5" x 4½"  
127 mm x 114.30 mm



Anchor plate for door header only. Permits use of holders, closers concealed in top of jamb.

Part Number	Finish	Price Each	Hand	Case Qty.	Box Qty.	Case Wgt.	Q S
76188	32D	566.50 SET	R.H.	4 SETS	1 SET	28	
76189	32D	566.50 SET	L.H.				

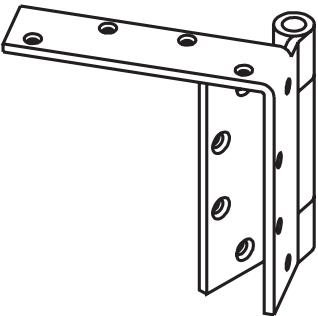
Set consists of top anchor, intermediate and bottom hinge for square edge door application. Anchor Hinge Sets are not available in brite finishes.

## Non-Ferrous Bearing

### TA393

Price Code 30

5" x 4½"  
127 mm x 114.30 mm



Anchor plate for jamb header only, permits the use of holders and closers concealed in the top of the door.


Part Number	Finish	Price Each	Hand	Case Qty.	Box Qty.	Case Wgt.	Q S
R.H. 75581	32D	611.50 SET	4 SETS	1 SET	28		✓
L.H. 75582	32D	611.50 SET					✓

Set consists of top anchor, intermediate and bottom hinge for square edge door application. Anchor Hinge Sets are not available in brite finishes.

### TA392

Price Code 30

5" x 4½"  
127 mm x 114.30 mm



Anchor plate for jamb and door header permits use of surface applied holders and closers.

Part Number	Finish	Price Each	Hand	Case Qty.	Box Qty.	Case Wgt.	Q S
75500	32D	346.50 SET	R.H.	4 SETS	1 SET	28	✓
75501	32D	346.50 SET	L.H.				✓

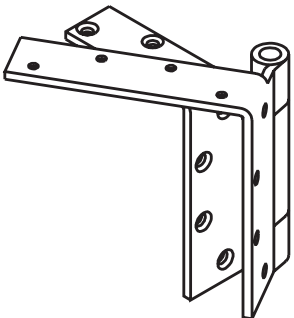
Set consists of top anchor, intermediate and bottom hinge for square edge door application. Anchor Hinge Sets are not available in brite finishes

## Non-Ferrous Bearing Hinges 4" Door Leg

### TA394

Price Code 30

5" x 4½"  
127 mm x 114.30 mm



Anchor plate for both jamb and door header. Permits use of both holders, closers.

Part Number	Finish	Price Each	Hand	Case Qty.	Box Qty.	Case Wgt.	Q S
75455	32D	611.50 SET	R.H.	4 SETS	1 SET	28	
75456	32D	611.50 SET	L.H.				

Set consists of top anchor, intermediate and bottom hinge for square edge door application. Anchor Hinge Sets are not available in brite finishes.