

MARLBORO

INDUSTRIAL HINGES

CONTINUOUS ■ BUTT ■ SLIP JOINT

MARLBORO HINGES

**UNPARALLELED QUALITY
AND SERVICE**

For more than 50 years, Marlboro Manufacturing has been committed to the production of high quality, versatile hinges for original equipment manufacturers. No order is too small or too large for Marlboro. We ship in-stock items within days and special orders in just a matter of weeks. How can we do it?

We feature the most automated, state-of-the-art equipment in the industry today. Our order turnaround is speeded by computerized entry and scheduling. And we have an in-house engineering and tooling department that can handle your special production orders quickly and expertly. Our management staff is one of the most experienced in the business. And our network of sales representatives spans the United States and Canada.

All these qualities add up to one thing: When you specify Marlboro continuous hinges, you get an excellent product backed by the best manufacturing processes and the most knowledgeable engineering, management and sales groups in the industry. So give us a call today and find out how Marlboro hinges can work for you.
Call 330-935-2445

A close-up, angled view of a metal hinge mechanism, showing the interlocking knuckles and the mounting plate.

HOW TO ORDER HINGES

When ordering Marlboro hinges, the following information is required to ensure that your order is processed and shipped as quickly as possible.

1
2
3
4
5
6
7
8

Our stock number

Type of material (steel, stainless steel or aluminum)

Gauge or metal thickness

Open width (same as hinge width)

Pin diameter

Knuckle length

Hinge length

Quantity

Terms:

1% 10 days, net 30 days per credit approval. Credit extended to firms with a satisfactory known Dun & Bradstreet rating. Firms without a satisfactory rating should furnish six current references. To expedite order, we will, if requested, ship C.O.D. or cash in advance until credit is established. We accept Visa, Mastercard and Discover on stocked items only.

Returns:

Credit for returned merchandise will not be issued unless permission is requested within 30 days after receipt and acknowledged in writing by Marlboro. A minimum handling fee of 20% will be charged. Returns must be shipped freight prepaid.

Freight:

All shipments F.O.B. our factory.
Minimum billing \$100.00.

STEEL CONTINUOUS HINGES

UNPLATED

EQUAL LEAVES - STEEL PINS

STOCK LENGTHS 72" AND 96"

*STAKED PIN

| STOCK NUMBER | GAUGE | OPEN WIDTH | PIN DIAMETER | KNUCKLE LENGTH |
|--------------|-------|------------|--------------|----------------|
| *S025012 | .025 | 3/4 | .062 | 1/4 |
| *S025016 | .025 | 1 | .062 | 1/4 |
| *S035012 | .035 | 3/4 | .086 | 1/4 |
| *S035017 | .035 | 1-1/16 | .086 | 1/4 |
| *S035020 | .035 | 1-1/4 | .086 | 1/4 |
| *S035024 | .035 | 1-1/2 | .086 | 1/4 |
| S040017 | .040 | 1-1/16 | .093 | 1/2 |
| S040020 | .040 | 1-1/4 | .093 | 1/2 |
| S040024 | .040 | 1-1/2 | .093 | 1/2 |
| S040032 | .040 | 2 | .093 | 1/2 |
| S052017 | .050 | 1-1/16 | .125 | 1/2 |
| S052020 | .050 | 1-1/4 | .125 | 1/2 |
| S052024 | .050 | 1-1/2 | .125 | 1/2 |
| S052032 | .050 | 2 | .125 | 1/2 |
| S062017 | .060 | 1-1/16 | .125 | 1/2 |
| S062020 | .060 | 1-1/4 | .125 | 1/2 |
| S062024 | .060 | 1-1/2 | .125 | 1/2 |
| S062032 | .060 | 2 | .125 | 1/2 |
| S062040 | .060 | 2-1/2 | .125 | 1/2 |
| S062048 | .060 | 3 | .125 | 1/2 |
| S062064 | .060 | 4 | .125 | 1/2 |
| S063020 | .060 | 1-1/4 | .125 | 1 |
| S063024 | .060 | 1-1/2 | .125 | 1 |
| S063032 | .060 | 2 | .125 | 1 |
| S063040 | .060 | 2-1/2 | .125 | 1 |
| S063048 | .060 | 3 | .125 | 1 |
| S064024 | .060 | 1-1/2 | .187 | 1 |
| S064032 | .060 | 2 | .187 | 1 |
| S064040 | .060 | 2-1/2 | .187 | 1 |
| S064048 | .060 | 3 | .187 | 1 |
| S065024 | .060 | 1-1/2 | .187 | 1/2 |
| S065032 | .060 | 2 | .187 | 1/2 |
| S065040 | .060 | 2-1/2 | .187 | 1/2 |
| S065048 | .060 | 3 | .187 | 1/2 |
| S065064 | .060 | 4 | .187 | 1/2 |
| S074024 | .075 | 1-1/2 | .187 | 1 |
| S074032 | .075 | 2 | .187 | 1 |
| S074040 | .075 | 2-1/2 | .187 | 1 |
| S074048 | .075 | 3 | .187 | 1 |
| S074064 | .075 | 4 | .187 | 1 |
| S076024 | .075 | 1-1/2 | .250 | 1 |
| S076032 | .075 | 2 | .250 | 1 |
| S076040 | .075 | 2-1/2 | .250 | 1 |
| S076048 | .075 | 3 | .250 | 1 |
| S076056 | .075 | 3-1/2 | .250 | 1 |
| S076064 | .075 | 4 | .250 | 1 |
| S077032 | .075 | 2 | .250 | 2 |
| S077040 | .075 | 2-1/2 | .250 | 2 |
| S077048 | .075 | 3 | .250 | 2 |
| S077056 | .075 | 3-1/2 | .250 | 2 |
| S077064 | .075 | 4 | .250 | 2 |
| S077080 | .075 | 5 | .250 | 2 |
| S093032 | .090 | 2 | .250 | 1 |
| S093048 | .090 | 3 | .250 | 1 |
| S093064 | .090 | 4 | .250 | 1 |
| S093080 | .120 | 5 | .250 | 1 |
| S122032 | .120 | 2 | .250 | 2 |
| S122048 | .120 | 3 | .250 | 2 |

| STOCK NUMBER | GAUGE | OPEN WIDTH | PIN DIAMETER | KNUCKLE LENGTH |
|---------------------------------------|-------|------------|--------------|----------------|
| S122064 | .120 | 4 | .250 | 2 |
| S120032 | .120 | 2 | .375 | 2 |
| S120040 | .120 | 2-1/2 | .375 | 2 |
| S120048 | .120 | 3 | .375 | 2 |
| S120056 | .120 | 3-1/2 | .375 | 2 |
| S120064 | .120 | 4 | .375 | 2 |
| S120080 | .120 | 5 | .375 | 2 |
| S120096 | .120 | 6 | .375 | 2 |
| S180048 | .180 | 3 | .500 | 2 |
| S180064 | .180 | 4 | .500 | 2 |
| S180080 | .180 | 5 | .500 | 2 |
| S180096 | .180 | 6 | .500 | 2 |
| S180112 | .180 | 7 | .500 | 2 |
| S180128 | .180 | 8 | .500 | 2 |
| S250048 | .250 | 3 | .625 | 2 |
| S250064 | .250 | 4 | .625 | 2 |
| S250080 | .250 | 5 | .625 | 2 |
| Other Sizes Available But Not Stocked | | | | |

ELECTROGALVANIZED CONTINUOUS HINGES

EQUAL LEAVES

STOCK LENGTHS 72"

| STOCK NUMBER | GAUGE | OPEN WIDTH | PIN DIAMETER | KNUCKLE LENGTH |
|---------------------------------------|-------|------------|--------------|----------------|
| EGO40024 | .040 | 1-1/2 | .093 | 1/2 |
| EGO40032 | .040 | 2 | .093 | 1/2 |
| EGO62024 | .060 | 1-1/2 | .125 | 1/2 |
| EGO62032 | .060 | 2 | .125 | 1/2 |
| EGO62048 | .060 | 3 | .125 | 1/2 |
| Other Sizes Available But Not Stocked | | | | |

STEEL CONTINUOUS HINGES WITH BRASS PINS

UNPLATED

EQUAL LEAVES

STOCK LENGTHS 72"

*STAKED PIN

| STOCK NUMBER | GAUGE | OPEN WIDTH | PIN DIAMETER | KNUCKLE LENGTH |
|---------------------------------------|-------|------------|--------------|----------------|
| *S025012B | .025 | 3/4 | .062 | 1/4 |
| *S025016B | .025 | 1 | .062 | 1/4 |
| S040017B | .040 | 1-1/16 | .093 | 1/2 |
| S040020B | .040 | 1-1/4 | .093 | 1/2 |
| S040024B | .040 | 1-1/2 | .093 | 1/2 |
| S040032B | .040 | 2 | .093 | 1/2 |
| S062024B | .060 | 1-1/2 | .125 | 1/2 |
| S062032B | .060 | 2 | .125 | 1/2 |
| S062040B | .060 | 2-1/2 | .125 | 1/2 |
| S062048B | .060 | 3 | .125 | 1/2 |
| S076024B | .075 | 1-1/2 | .250 | 1 |
| S076032B | .075 | 2 | .250 | 1 |
| S076048B | .075 | 3 | .250 | 1 |
| S076064B | .075 | 4 | .250 | 1 |
| S093032B | .090 | 2 | .250 | 1 |
| S093048B | .090 | 3 | .250 | 1 |
| S093064B | .090 | 4 | .250 | 1 |
| Other Sizes Available But Not Stocked | | | | |

TYPE 304 STAINLESS STEEL CONTINUOUS HINGES

2-B MILL FINISH
EQUAL LEAVES
STOCK LENGTHS 72" AND 96"

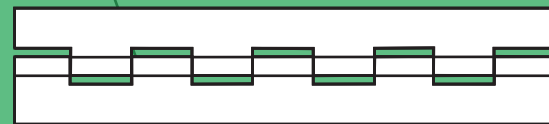
*STAKED PIN

| STOCK NUMBER | GAUGE | OPEN WIDTH | PIN DIAMETER | KNUCKLE LENGTH |
|-------------------------------|-------|------------|--------------|----------------|
| *SS025012 | .025 | 3/4 | .062 | 1/4 |
| *SS025016 | .025 | 1 | .062 | 1/4 |
| *SS035012 | .035 | 3/4 | .086 | 1/4 |
| *SS035017 | .035 | 1-1/16 | .086 | 1/4 |
| *SS035020 | .035 | 1-1/4 | .086 | 1/4 |
| *SS035024 | .035 | 1-1/2 | .086 | 1/4 |
| SS040017 | .040 | 1-1/16 | .093 | 1/2 |
| SS040020 | .040 | 1-1/4 | .093 | 1/2 |
| SS040024 | .040 | 1-1/2 | .093 | 1/2 |
| SS040032 | .040 | 2 | .093 | 1/2 |
| SS052017 | .050 | 1-1/16 | .125 | 1/2 |
| SS052020 | .050 | 1-1/4 | .125 | 1/2 |
| SS052024 | .050 | 1-1/2 | .125 | 1/2 |
| SS052032 | .050 | 2 | .125 | 1/2 |
| SS052040 | .050 | 2-1/2 | .125 | 1/2 |
| SS052048 | .050 | 3 | .125 | 1/2 |
| SS062017 | .060 | 1-1/16 | .125 | 1/2 |
| SS062020 | .060 | 1-1/4 | .125 | 1/2 |
| SS062024 | .060 | 1-1/2 | .125 | 1/2 |
| SS062032 | .060 | 2 | .125 | 1/2 |
| SS062040 | .060 | 2-1/2 | .125 | 1/2 |
| SS062048 | .060 | 3 | .125 | 1/2 |
| SS062064 | .060 | 4 | .125 | 1/2 |
| SS064032 | .060 | 2 | .187 | 1 |
| SS065024 | .060 | 1-1/2 | .187 | 1/2 |
| SS065032 | .060 | 2 | .187 | 1/2 |
| SS065040 | .060 | 2-1/2 | .187 | 1/2 |
| SS065048 | .060 | 3 | .187 | 1/2 |
| SS074032 | .075 | 2 | .187 | 1 |
| SS074040 | .075 | 2-1/2 | .187 | 1 |
| SS074048 | .075 | 3 | .187 | 1 |
| SS074064 | .075 | 4 | .187 | 1 |
| SS076032 | .075 | 2 | .250 | 1 |
| SS076040 | .075 | 2-1/2 | .250 | 1 |
| SS076048 | .075 | 3 | .250 | 1 |
| SS076056 | .075 | 3-1/2 | .250 | 1 |
| SS076064 | .075 | 4 | .250 | 1 |
| SS093032 | .090 | 2 | .250 | 1 |
| SS093048 | .090 | 3 | .250 | 1 |
| SS093064 | .090 | 4 | .250 | 1 |
| SS122032 | .120 | 2 | .250 | 2 |
| SS122048 | .120 | 3 | .250 | 2 |
| SS122064 | .120 | 4 | .250 | 2 |
| SS120032 | .120 | 2 | .375 | 2 |
| SS120048 | .120 | 3 | .375 | 2 |
| SS120064 | .120 | 4 | .375 | 2 |
| SS120080 | .120 | 5 | .375 | 2 |
| SS120096 | .120 | 6 | .375 | 2 |
| SS180048 | .180 | 3 | .500 | 2 |
| SS180064 | .180 | 4 | .500 | 2 |
| Other Stock Lengths Available | | | | |

TYPE 316 STAINLESS STEEL CONTINUOUS HINGES

2-B MILL FINISH
EQUAL LEAVES
STOCK LENGTH 72" (ALSO 96" STOCKED)

| STOCK NUMBER | GAUGE | OPEN WIDTH | PIN DIAMETER | KNUCKLE LENGTH |
|-------------------------------|-------|------------|--------------|----------------|
| 3C040017 | .040 | 1-1/16 | .093 | 1/2 |
| 3C040020 | .040 | 1-1/4 | .093 | 1/2 |
| 3C040024 | .040 | 1-1/2 | .093 | 1/2 |
| 3C040032 | .040 | 2 | .093 | 1/2 |
| 3C062024 | .060 | 1-1/2 | .125 | 1/2 |
| 3C062032 | .060 | 2 | .125 | 1/2 |
| 3C062040 | .060 | 2-1/2 | .125 | 1/2 |
| 3C062048 | .060 | 3 | .125 | 1/2 |
| 3C120048 | .120 | 3 | .375 | 2 |
| Other Stock Lengths Available | | | | |



ALUMINUM CONTINUOUS HINGES

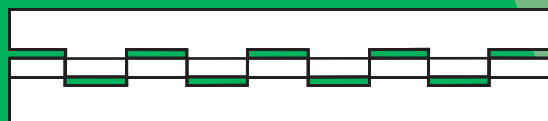
MILL FINISH

EQUAL LEAVES - FULL HARD ALUMINUM PINS

STOCK LENGTHS 72" AND 96"

*STAKED PIN

| STOCK NUMBER | GAUGE | OPEN WIDTH | PIN DIAMETER | KNUCKLE LENGTH |
|-------------------------------|-------|------------|--------------|----------------|
| A025012 | .025 | 3/4 | .062 | 1/4 |
| A025016 | .025 | 1 | .062 | 1/4 |
| A032012 | .032 | 3/4 | .093 | 1/4 |
| A032017 | .032 | 1-1/16 | .093 | 1/4 |
| A032020 | .032 | 1-1/4 | .093 | 1/4 |
| A032024 | .032 | 1-1/2 | .093 | 1/4 |
| A040017 | .040 | 1-1/16 | .093 | 1/2 |
| A040020 | .040 | 1-1/4 | .093 | 1/2 |
| A040024 | .040 | 1-1/2 | .093 | 1/2 |
| A040032 | .040 | 2 | .093 | 1/2 |
| A052016 | .050 | 1 | .125 | 1/2 |
| A052020 | .050 | 1-1/4 | .125 | 1/2 |
| A052024 | .050 | 1-1/2 | .125 | 1/2 |
| A052032 | .050 | 2 | .125 | 1/2 |
| A052048 | .050 | 3 | .125 | 1/2 |
| A062017 | .060 | 1-1/16 | .125 | 1/2 |
| A062020 | .060 | 1-1/4 | .125 | 1/2 |
| A062024 | .060 | 1-1/2 | .125 | 1/2 |
| A062028 | .060 | 1-3/4 | .125 | 1/2 |
| A062032 | .060 | 2 | .125 | 1/2 |
| A062040 | .060 | 2-1/2 | .125 | 1/2 |
| A062048 | .060 | 3 | .125 | 1/2 |
| A062064 | .060 | 4 | .125 | 1/2 |
| A065024 | .060 | 1-1/2 | .187 | 1/2 |
| A065032 | .060 | 2 | .187 | 1/2 |
| A065040 | .060 | 2-1/2 | .187 | 1/2 |
| A065048 | .060 | 3 | .187 | 1/2 |
| A075032 | .075 | 2 | .187 | 1/2 |
| A075040 | .075 | 2-1/2 | .187 | 1/2 |
| A075048 | .075 | 3 | .187 | 1/2 |
| A075064 | .075 | 4 | .187 | 1/2 |
| A093032 | .090 | 2 | .250 | 1 |
| A093040 | .090 | 2-1/2 | .250 | 1 |
| A093048 | .090 | 3 | .250 | 1 |
| A093064 | .090 | 4 | .250 | 1 |
| A122032 | .120 | 2 | .250 | 2 |
| A122048 | .120 | 3 | .250 | 2 |
| A122064 | .120 | 4 | .250 | 2 |
| A122080 | .120 | 5 | .250 | 2 |
| A120048 | .120 | 3 | .375 | 2 |
| A120064 | .120 | 4 | .375 | 2 |
| A120080 | .120 | 5 | .375 | 2 |
| Other Stock Lengths Available | | | | |

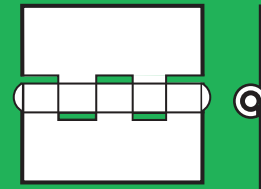


BUTT HINGES

PLAIN SURFACE TYPE

NO HOLES - NO FINISH - TIGHT PIN

***STAKED PIN**



| STOCK NUMBER | | | | | | | |
|--|--|-------------------------|--|-------|---------------|--------|-------------|
| STEEL (UNFINISHED) | 304 STAINLESS STEEL 2B MILL FINISH | ALUMINUM MILL FINISH | 316 STAINLESS STEEL 2B MILL FINISH | GAUGE | OPEN WIDTH | LENGTH | PIN DIA. |
| TIGHT PIN (PIN SPUN BOTH ENDS, NO HOLES) | | | | | | | |
| *BTS03101009 | | | | .035 | 1.06 | 1.00 | .091 |
| *BTS03151509 | | | | .035 | 1.50 | 1.50 | .091 |
| BTS05091011 | | | | .050 | 0.97 | 1.00 | .109 |
| BTS05131511 | | | | .050 | 1.38 | 1.50 | .109 |
| BTS05151512 | BTSS05151512 | | | .050 | 1.50 | 1.50 | .125 |
| | | | 3B06151512 | .060 | 1.50 | 1.50 | .125 |
| BTS06152012 | BTSS06152012 | | 3B06152012 | .060 | 1.50 | 2.00 | .125 |
| BTS06152014 | | | | .063 | 1.53 | 2.00 | .141 |
| BTS06162514 | | | | .063 | 1.66 | 2.50 | .141 |
| BTS06202012 | BTSS06202012 | | 3B06202012 | .060 | 2.00 | 2.00 | .125 |
| | BTSS06252512 | | 3B06252512 | .060 | 2.50 | 2.50 | .125 |
| BTS07193017 | | | | .072 | 1.94 | 3.00 | .172 |
| BTS07202018 | BTSS07202018 | BTA07202018 | 3B07202018 | .075 | 2.00 | 2.00 | .187 |
| BTS07202518 | | | | .075 | 2.00 | 2.50 | .187 |
| | BTSS07252518 | | | .075 | 2.50 | 2.50 | .187 |
| BTS07303018 | BTSS07303018 | BTA07303018 | | .075 | 3.00 | 3.00 | .187 |
| BTS07404018 | BTSS07404018 | | | .075 | 4.00 | 4.00 | .187 |
| BTS08202018 | | | | .083 | 2.00 | 2.00 | .187 |
| BTS09203018 | BTSS09203018 | | 3B09203018 | .090 | 2.00 | 3.00 | .187 |
| BTS09252518 | | | | .090 | 2.50 | 2.50 | .187 |
| BTS09252520 | | | | .089 | 2.50 | 2.50 | .203 |
| BTS09293023 | | | | .093 | 2.97 | 3.00 | .234 |
| BTS09303018 | BTSS09303018 | BTA09303018 | 3B09303018 | .090 | 3.00 | 3.00 | .187 |
| BTS09303025 | BTSS09303025 | | | .090 | 3.00 | 3.00 | .250 |
| | BTSS09303518 | | | .090 | 3.00 | 3.50 | .187 |
| BTS09353518 | BTSS09353518 | BTA09353518 | | .090 | 3.50 | 3.50 | .187 |
| BTS09404018 | | | | .090 | 4.00 | 4.00 | .187 |
| BTS10192018 | | | | .107 | 1.97 | 2.00 | .187 |
| | BTSS12203025 | BTA12203025 | 3B12203025 | .120 | 2.00 | 3.00 | .250 |
| BTS12252525 | BTSS12252525 | BTA12252525 | | .120 | 2.50 | 2.50 | .250 |
| BTS12253025 | | | | .120 | 2.50 | 3.00 | .250 |
| BTS12303025 | BTSS12303025 | BTA12303025 | 3B12303025 | .120 | 3.00 | 3.00 | .250 |
| BTS12304025 | BTSS12304025 | BTA12304025 | 3B12304025 | .120 | 3.00 | 4.00 | .250 |
| BTS12333526 | | | | .123 | 3.34 | 3.50 | .266 |
| BTS12353525 | | | | .120 | 3.50 | 3.50 | .250 |
| BTS12404025 | BTSS12404025 | BTA12404025 | 3B12404025 | .120 | 4.00 | 4.00 | .250 |
| BTS12454525 | | | | .120 | 4.50 | 4.50 | .250 |
| BTS12505025 | BTSS12505025 | | | .120 | 5.00 | 5.00 | .250 |
| BTS12606025 | BTSS12606025 | | | .120 | 6.00 | 6.00 | .250 |
| BTS18306037 | | | | .180 | 3.00 | 6.00 | .375 |
| BTS18404037 | BTSS18404037 | | 3B18404037 | .180 | 4.00 | 4.00 | .375 |
| BTS18405037 | | | | .180 | 4.00 | 5.00 | .375 |
| BTS18505037 | BTSS18505037 | | | .180 | 5.00 | 5.00 | .375 |
| BTS18506037 | | | | .180 | 5.00 | 6.00 | .375 |
| BTS18606037 | BTSS18606037 | | | .180 | 6.00 | 6.00 | .375 |
| BTS18404050 | | | | .180 | 4.00 | 4.00 | .500 |
| BTS18505050 | | | | .180 | 5.00 | 5.00 | .500 |
| BTS18606050 | | | | .180 | 6.00 | 6.00 | .500 |

AVAILABLE AS SPECIAL ORDER ITEMS.

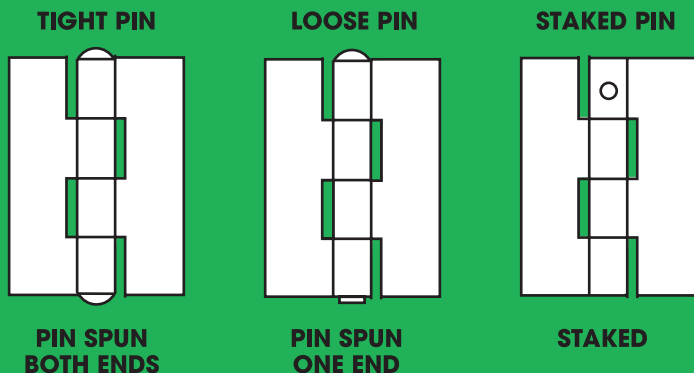
| STOCK NUMBER | | | | | | | |
|--|--|-------------------------|--|-------|---------------|--------|-------------|
| STEEL (UNFINISHED) | 304 STAINLESS STEEL 2B MILL FINISH | ALUMINUM MILL FINISH | 316 STAINLESS STEEL 2B MILL FINISH | GAUGE | OPEN WIDTH | LENGTH | PIN DIA. |
| LOOSE PIN (PIN SPUN ONE END, NO HOLES) | | | | | | | |
| BTS05091011R | | | | .050 | 0.97 | 1.00 | .109 |
| BTS05131511R | | | | .050 | 1.38 | 1.50 | .109 |
| BTS06152014R | | | | .060 | 1.53 | 2.00 | .141 |
| BTS06162514R | | | | .060 | 1.66 | 2.50 | .141 |
| | BTSS06202012R | | | .060 | 2.00 | 2.00 | .125 |
| BTS07203018R | | | | .075 | 2.00 | 3.00 | .187 |
| | BTSS07252518R | | | .075 | 2.50 | 2.50 | .187 |
| BTS08202018R | | | | .083 | 2.00 | 2.00 | .187 |
| BTS09252520R | | | | .089 | 2.50 | 2.50 | .203 |
| BTS09293023R | | | | .093 | 2.97 | 3.00 | .234 |
| BTS10192018R | | | | .107 | 1.97 | 2.00 | .187 |
| BTS12333526R | | | | .123 | 3.34 | 3.50 | .266 |
| BTS13394026R | | | | .130 | 3.91 | 4.00 | .266 |
| | BTSS09303018R | | | .090 | 3.00 | 3.00 | .187 |
| | BTSS12203025R | | | .120 | 2.00 | 3.00 | .250 |
| BTS12252525R | | BTA12252525R | | .120 | 2.50 | 2.50 | .250 |
| BTS12253025R | | | | .120 | 2.50 | 3.00 | .250 |
| BTS12303025R | BTSS12303025R | BTA12303025R | | .120 | 3.00 | 3.00 | .250 |
| BTS12304025R | BTSS12304025R | | | .120 | 3.00 | 4.00 | .250 |
| BTS12404025R | BTSS12404025R | BTA12404025R | | .120 | 4.00 | 4.00 | .250 |
| BTS12454525R | | | | .120 | 4.50 | 4.50 | .250 |
| | BTSS12505025R | | | .120 | 5.00 | 5.00 | .250 |
| | BTSS12606025R | | | .120 | 6.00 | 6.00 | .250 |
| BTS18306037R | | | | .180 | 3.00 | 6.00 | .375 |
| BTS18404037R | | | | .180 | 4.00 | 4.00 | .375 |
| BTS18405037R | | | | .180 | 4.00 | 5.00 | .375 |
| BTS18505037R | | | | .180 | 5.00 | 5.00 | .375 |
| BTS18506037R | | | | .180 | 5.00 | 6.00 | .375 |
| BTS18606037R | | | | .180 | 6.00 | 6.00 | .375 |

THESE ITEMS ARE AVAILABLE BUT NOT STOCKED ALONG WITH MANY MORE ITEMS.
(ASK OUR SALESPeOPLE)

BUTT HINGES WITH HOLES

PLAIN SURFACE TYPE
NO FINISH - TIGHT PIN

| STOCK NUMBER | | | | | |
|--|--------------------------------------|-------|---------------|--------|-------------|
| 304 STAINLESS STEEL 2B MILL FINISH | HOLES PER LEAF | GAUGE | OPEN WIDTH | LENGTH | PIN DIA. |
| TIGHT PIN (PIN SPUN BOTH ENDS, WITH HOLES) | | | | | |
| BTSS09303018-306 | (3-HOLES PER LEAF FOR #10 FLAT HEAD) | .090 | 3.00 | 3.00 | .187 |
| BTSS12303025-481 | (3-HOLES PER LEAF FOR #10 FLAT HEAD) | .120 | 3.00 | 3.00 | .250 |
| BTSS12404025-359 | (4-HOLES PER LEAF FOR #12 FLAT HEAD) | .120 | 4.00 | 4.00 | .250 |
| OTHER SIZES AVAILABLE BUT NOT STOCKED | | | | | |



BUTT HINGES

- Hinges leaves and pins are supplied in same material types.
- Other options can be manufactured to your specifications.
- Stock Butt Hinges can be modified to meet your special applications.

SLIP JOINT HINGES

PLAIN SURFACE TYPE
NO HOLES - NO FINISH

Slip-joint or "take-apart" hinges are normally used when requirements call for doors to be removed.

| STOCK NUMBER | | | | TYPE | GAUGE | OPEN WIDTH | LENGTH | PIN DIA. |
|--------------------|------------------------------------|----------------------|------------------------------------|------|-------|------------|--------|----------|
| STEEL (UNFINISHED) | 304 STAINLESS STEEL 2B MILL FINISH | ALUMINUM MILL FINISH | 316 STAINLESS STEEL 2B MILL FINISH | | | | | |
| | SJSS07172018 | | | L/R | .075 | 1.68 | 2.00 | .187 |
| SJS07192518 | | | | L/R | .075 | 1.87 | 2.50 | .187 |
| SJS07202018 | | | | L/R | .075 | 2.00 | 2.00 | .187 |
| | SJSS07252518 | | | L/R | .075 | 2.50 | 2.50 | .187 |
| | SJSS09203018 | | | L/R | .090 | 2.00 | 3.00 | .187 |
| SJS09252518 | | | | L/R | .090 | 2.50 | 2.50 | .187 |
| SJS09303025 | SJSS09303025 | | | L/R | .090 | 3.00 | 3.00 | .250 |
| SJS12304025 | SJSS12304025 | | | L/R | .120 | 3.00 | 4.00 | .250 |
| SJS12404025 | SJSS12404025 | | | L/R | .120 | 4.00 | 4.00 | .250 |

When ordering specify Type "L" (Left-Hand) or Type "R" (Right-Hand).

THESE ITEMS ARE AVAILABLE BUT NOT STOCKED ALONG WITH MANY MORE ITEMS.
(ASK OUR SALESPeOPLE)

SLIP JOINT HINGES WITH HOLES

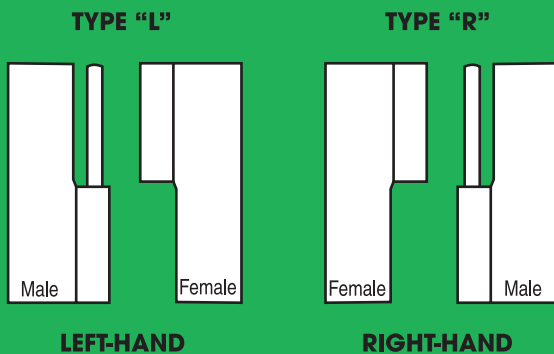
PLAIN SURFACE TYPE
NO FINISH

Slip-joint or "take-apart" hinges are normally used when requirements call for doors to be removed.

| STOCK NUMBER | | | | TYPE | GAUGE | OPEN WIDTH | LENGTH | PIN DIA. |
|--------------------|------------------------------------|----------------------------------|--|------|-------|------------|--------|----------|
| STEEL (UNFINISHED) | 304 STAINLESS STEEL 2B MILL FINISH | HOLES PER LEAF | | | | | | |
| SJS12304025R-934-1 | SJSS12304025R-936-1 | (2) .343 DIAMETER HOLES PER LEAF | | R | .120 | 3.00 | 4.00 | .250 |
| SJS12304025L-934-2 | SJSS12304025L-936-2 | (2) .343 DIAMETER HOLES PER LEAF | | L | .120 | 3.00 | 4.00 | .250 |
| SJS12404025R-935-1 | SJSS12404025R-937-1 | (2) .343 DIAMETER HOLES PER LEAF | | R | .120 | 4.00 | 4.00 | .250 |
| SJS12404025L-935-2 | SJSS12404025L-937-2 | (2) .343 DIAMETER HOLES PER LEAF | | L | .120 | 4.00 | 4.00 | .250 |

Sold complete, male and female leaves.

When ordering specify Type "L" (Left-Hand) or Type "R" (Right-Hand).



SLIP JOINT HINGES

- Hinges leaves and pin are supplied in same material types.
- Other options can be manufactured to your specifications.
- Stock Slip Joint Hinges can be modified to meet your special applications

STANDARD HINGE TECHNOLOGY

GAUGE

The thickness of a hinge leaf.

LEAF

The portion of a hinge extending laterally from the knuckle and which usually revolves around a pin.

LEAF WIDTH

The dimension from the center of the pin to the outer edge of the leaf.

HINGE WIDTH (Same as open width.)

The overall dimension of the leaves measured perpendicular to, or across, the pin.

PIN

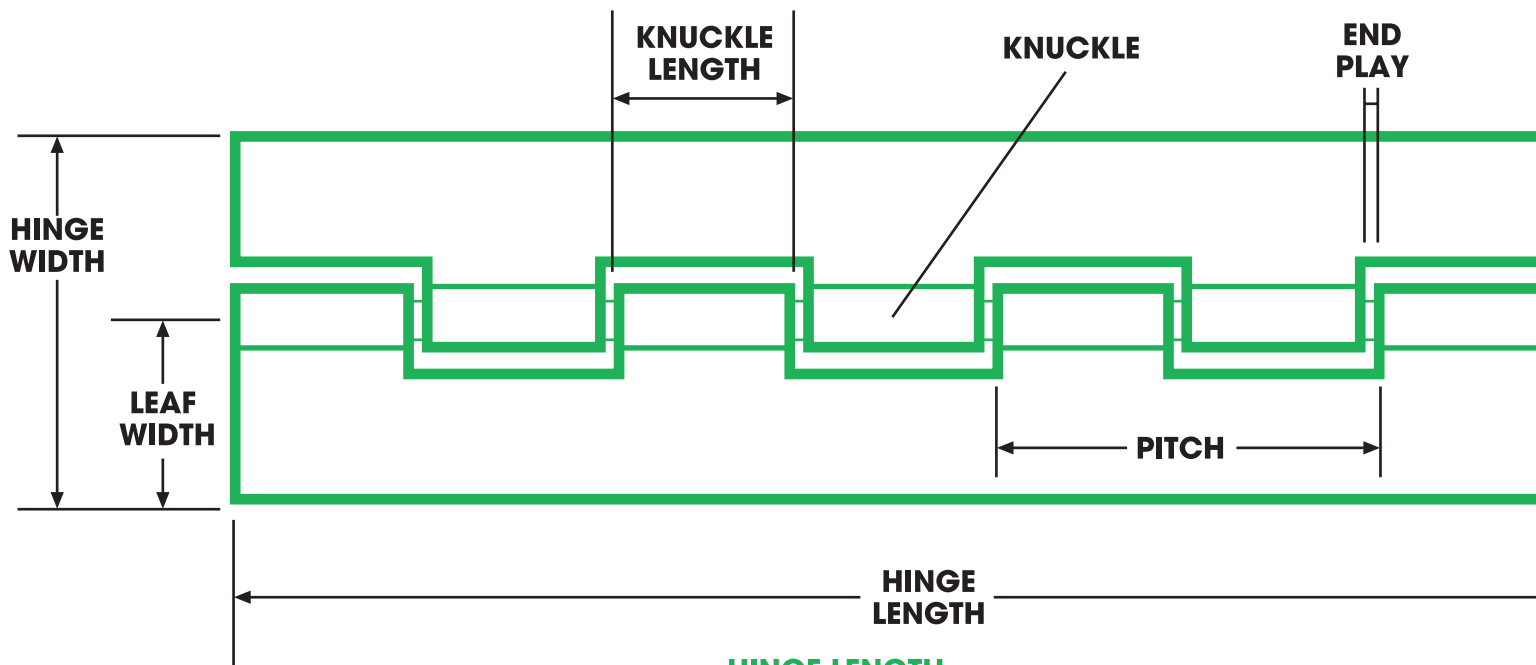
Rod running the length of the hinge. The pin holds the leaves of the hinge together.

KNUCKLE

The hollow circular part at the joint of a hinge through which a pin is passed. The knuckle is often called a loop, joint, node or curl.

KNUCKLE LENGTH

The nominal or typical dimension of the knuckle measured parallel to the pin.



HINGE LENGTH

The length of the leaves measured parallel to the pin.

PITCH

The dimension from a point on the knuckle to the same point on an adjacent knuckle on the same leaf.

PAINT CLEARANCE

The minimum dimension between the outer face of the knuckle and the opposing edge of the cutout over the hinge's entire range of pivotal movement.

END PLAY

The amount of axial movement between the leaves.

PLAIN OR STANDARD ASSEMBLY



This is a surface-type hinge. The leaves lie flat in the same plane when in the open position. Unless otherwise indicated, this type of hinge will be furnished.

SWAGING



The forming of one or both leaves toward or beyond the center of the pin. Swaging slightly increases leaf width.

BOTH LEAVES HALF-SWAGED



Both leaves are swaged approximately one-half the pin diameter with a minimum clearance between leaves when parallel.

ONE LEAF HALF-SWAGED



One leaf swaged one half the pin diameter.

ONE LEAF FULL-SWAGED



One leaf swaged equal to the pin diameter and both leaves parallel when in a closed position.

REVERSE SWAGED

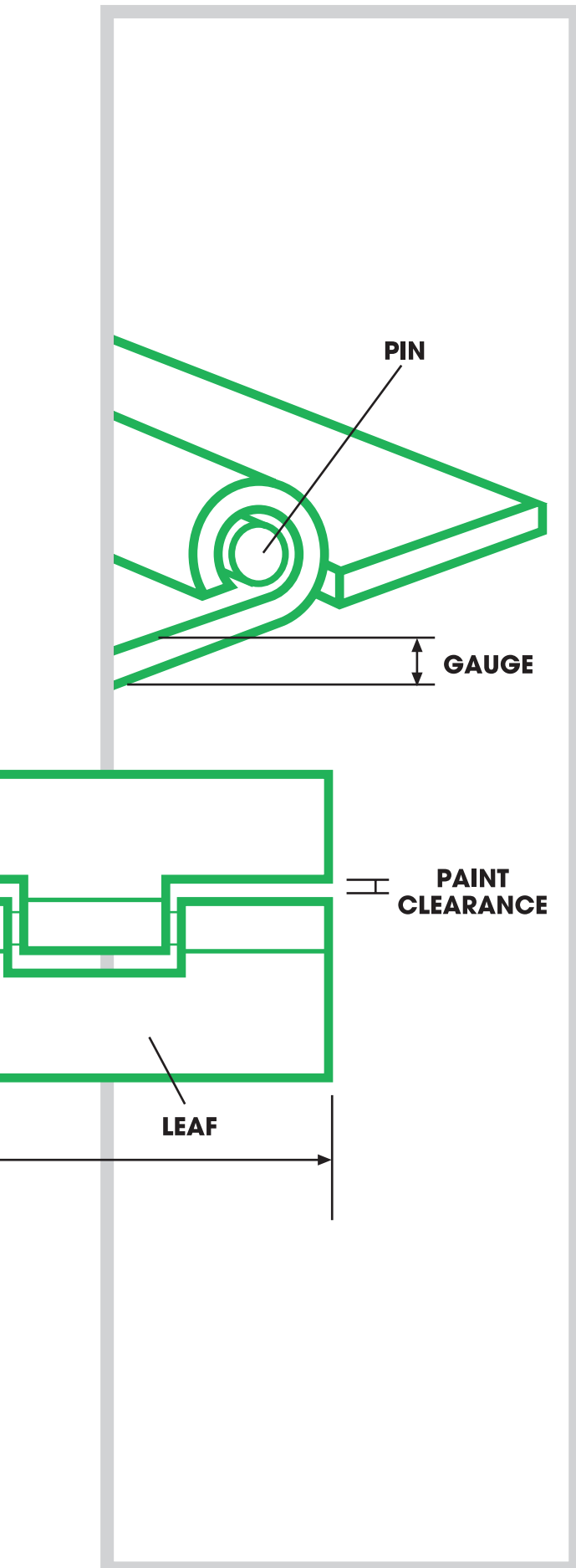


One leaf swaged to simulate reverse assembly. Leaves will not close to a parallel position.

OFFSET



Forming one or both leaves away from the center of the pin. Offsetting slightly decreases leaf width.



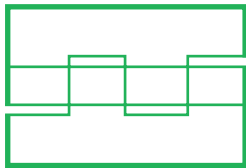
SPECIAL HINGES

Marlboro prides itself in maintaining one of the nations largest inventories of continuous hinges, but we are even prouder of our ability to fabricate hinges to your specifications.

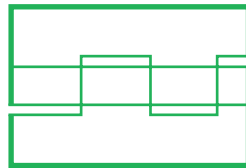
When you require a special hinge, please submit, along with your order or inquiry, a drawing or sketch with complete dimensions and information on how the hinge will be used.

LENGTH

Continuous hinges can be cut to exact length as required. Hinges should, however, be designed to a length that is a multiple of the knuckle length to eliminate partial knuckles. If a partial knuckle length cannot be avoided, please keep the following points in mind: 1) partial knuckle lengths should be the same as or larger than the knuckle diameter; 2) when partial knuckles are required on both ends, they should be on the same leaf; 3) please be advised that continuous hinges with partial-end knuckles on one leaf may not rotate as freely as full-end knuckles.



FULL-END KNUCKLE



PARTIAL-END KNUCKLE

PIN RETENTION

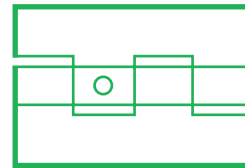
All Standard continuous hinges are stocked with loose pins and flush cut ends, with the exception of steel and stainless steel hinges in thicknesses of .025 and .035" which will be staked to retain the pin. The following are among the methods used to retain the pins.

Flush pin staked

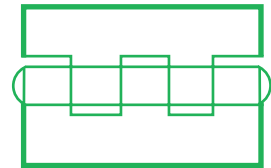
The most economical way to retain a pin is by staking it on the topside or backside of the knuckle.

Pin spun both ends

This method is normally used only for tamper-proofing or for applications with severe vibrations.



FLUSH PIN STAKED



PIN SPUN BOTH ENDS

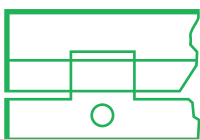
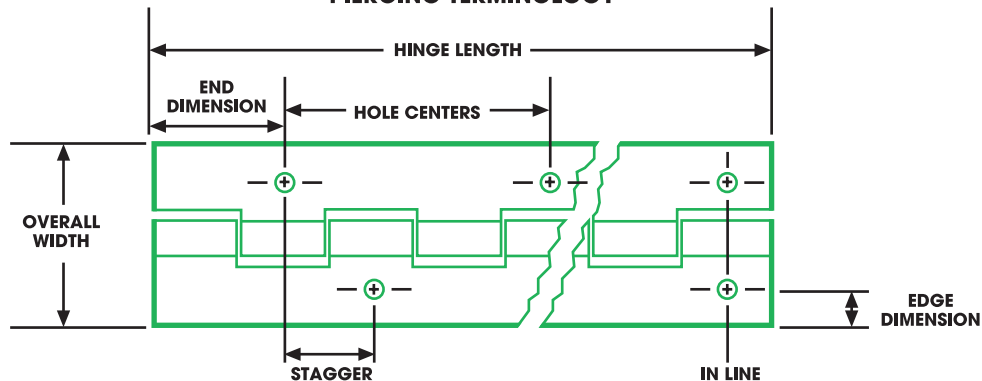
PIN MATERIAL

All standard hinges are supplied with like pin and leaf materials. However, any hinge can be ordered with a pin material different from its leaf material. For example, you may request steel hinges with brass pins.

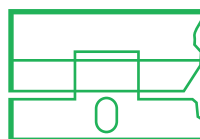
PIERCING

Many designs for piercing are available. When ordering or requesting a quotation, include: hinge dimensions, hole diameter and type, hole centers, edge dimensions and end dimensions. Ask about our standard hole patterns. Following are several common piercing designs:

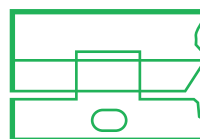
PIERCING TERMINOLOGY



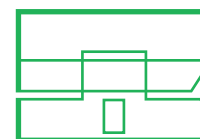
ROUND



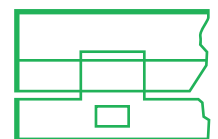
**OBOUND
(VERTICAL)**



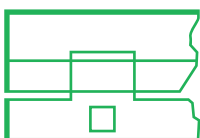
**OBOUND
(HORIZONTAL)**



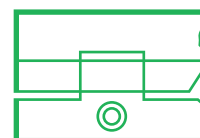
**RECTANGULAR
(VERTICAL)**



**RECTANGULAR
(HORIZONTAL)**

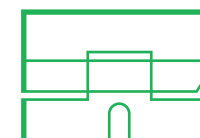


SQUARE

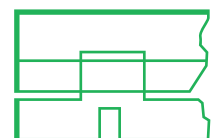


**COUNTERSUNK OR
COINED HOLES**

Note: Countersinking is the removal of metal, whereas coining is the displacement of metal, and in some cases will leave a slight bulge on the leaf edge.




NOTCH-RADIUS END



NOTCH-SQUARE END

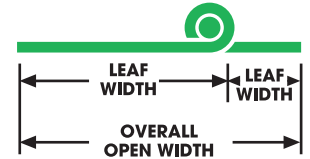
FORMED LEAVES

Formed hinge leaves can be supplied in a variety of configurations (including those illustrated below). Dimensions should be taken from the pin center line and inside of forms. Unless otherwise indicated, the inside radius of a form is the same as the material thickness.







UNEQUAL LEAVES

Unequal leaves are available on all hinges. Widths are measured from the pin center line to the leaf's outer edge. For the most economy, unequal open width should be a product of a standard hinge width; however, unequal leaves with nonstandard widths are also available.



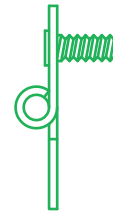
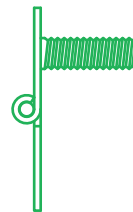
NOTCHED LEAVES

Some of the more commonly used designs:



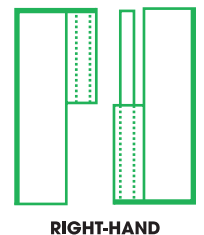
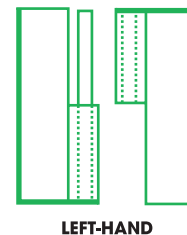
FASTENERS

Hinges can be pierced and installed with self-clinching fasteners per customer specifications.

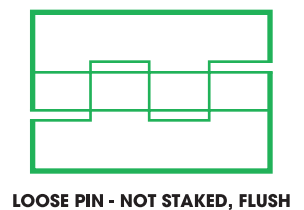
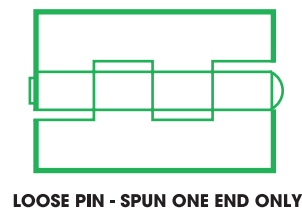
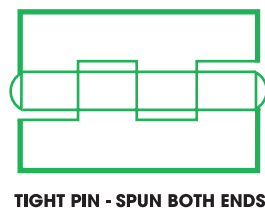
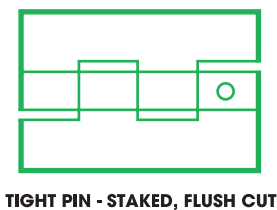


SLIP-JOINT HINGES

Slip-joint or "take-apart" hinges are normally used when requirements call for doors to be removed. Indicate right- or left-hand when ordering.



Our butt hinges come with either tight or loose pins, according to your specifications.



FINISHES

A variety of finishes are available upon request: Zinc, Nickel, Anodizing, Electropolishing, Powder or E Coating.

Note: Hinges will be plated assembled. Only hinges shipped to customers unassembled will be plated unassembled. Aluminum hinges cannot be anodized with brass or stainless steel pins.

Marlboro

MANUFACTURING, INC.



Marlboro Manufacturing prides itself in maintaining one of the nation's largest inventory of continuous hinges. But we also have the ability to fabricate your custom needs as well. Our in-house Tooling Department and Engineering Staff gives us the capabilities of customizing our standard items as well as fabricating to your special specifications.

From our standard Press Brakes to our automated Continuous Hinge Lines, Marlboro has the capabilities that others in the industry just can't offer. From Continuous to Custom let Marlboro be your "total" hinge source.


Please submit your Drawing, Sketch or Sample for quote. Most items will be quoted within 24 hours or less.

CUSTOM FABRICATED HINGES


LOOKING FOR A HINGE SOURCE? WHY NOT CALL A COMPANY THAT ACTUALLY FABRICATES WHAT IT SELLS.




Custom Bending




Multi-Pin Hinge




Custom Laser Cutting



Custom Piercing



Custom Offsets




Custom Notching/Slots




Specialty Hinges



Unequal Leaf Hinges




Custom Built Hinges




Custom Forming/Bending



Springloaded Hinges




Custom Access Door Hinges



Custom Continuous Hinges




Custom Slip Joint Hinges



Multi Leaf Hinges

CUSTOM CAPABILITIES

- Cut to Size
- Piercing (Holes & Slots)
- Countersunk or Coined Holes
- Plated/Painted Finishes
- Forming/Bending
- Notching
- Fastener Installation
- Welding
- Shearing
- Laser Cutting



Marlboro
MANUFACTURING, INC.


Phone
330-935-2445
Or
1-800-544-2038
Fax
330-935-2748

www.marlborohinge.com


sales@marlborohinge.com



11750 Marlboro Avenue, NE
Alliance, Ohio 44601



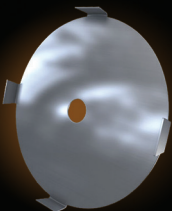
- Capable of cutting virtually any shape or contour




- Ability to produce simple to complex parts quickly



- Ability to produce small prototype orders efficiently

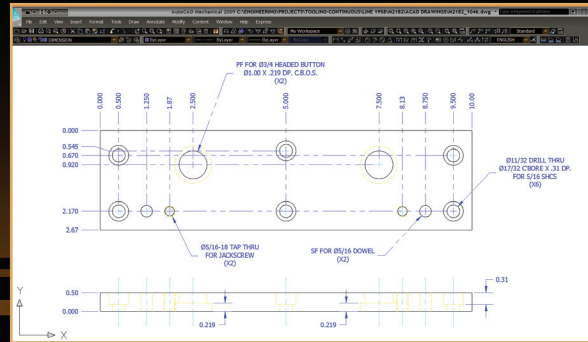


- Increased productivity by supplying part consistency

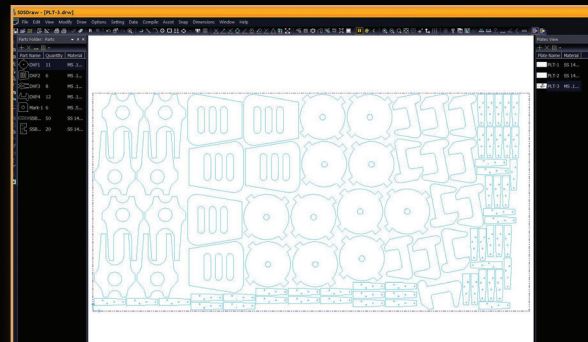


- Precise accuracy & quality


Our Process



Can make quick design revisions when required



Use of nesting software gives best economical use of material yields



Ability to work with 2D or 3D CAD drawings in any format

Marlboro

MANUFACTURING, INC.

Marlboro creates high productivity using advanced laser technologies in conjunction with a wide range of materials. We can cut 48" x 96" sheets up to 0.5" thick without the expense of traditional tooling. This enables us to provide consistency and superior yields to maximize your per-part savings.

Marlboro also offers high-quality laser cutting at competitive prices with quick turnaround times. We cater to custom fabrication needs as well. Our in-house Tooling Department and Engineering Staff give us the capabilities of customizing items to your special specifications.




MAXIMUM CUTTING CAPABILITY

| | |
|------------|--------------|
| Mild Steel | 12mm (0.47") |
| Stainless | 4mm (0.16") |
| Aluminum | 4mm (0.16") |

11750 Marlboro Ave., Alliance, OH. 44601
 Phone: 330.935.2445 Fax: 330.935.2748
www.marlbtorohinge.com
sales@marlbtorohinge.com

Super Turbo-X Champion

Laser-cutting technology offers many advantages over traditional tooling. It creates incredible efficiencies for the overall manufacturing process. Some benefits include unlimited cutting configurations, tight tolerances and no tooling or time-consuming setup charges.



Please call, fax or email your requests for prompt attention. Please submit a drawing, sketch or sample for us to quote. Most items will be quoted within 48 hours or less.

MARLBORO

SPECIALTY HINGE



Weld-On Hinges

Strap Hinges

WELD-ON HINGES – FIXED PIN

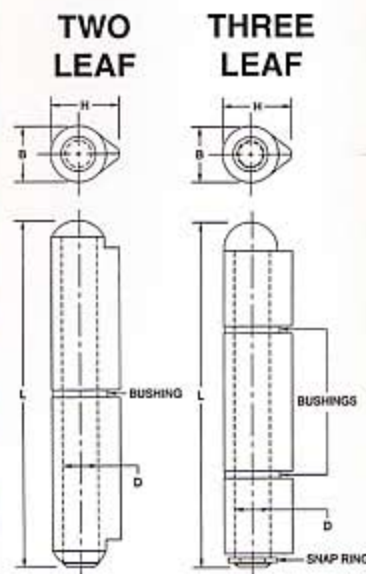


| FSP | FBP | FSP-G/F | FBP-G/F | FSS | FSS316 |
|-----------------------------------|-----------------------------------|---|---|---------------------------------------|---|
| Steel Body and Pin, Brass Bushing | Steel Body, Brass Pin and Bushing | Steel Body and Pin, Brass Bushing, Grease Fitting | Steel Body, Brass Pin and Bushing, Grease Fitting | Stainless Steel Body, Pin and Bushing | Type 316, Stainless Steel Body, Pin and Bushing |
| FSP-040 | FBP-040 | | | FSS-040 | |
| FSP-050 | FBP-050 | | | FSS-050 | |
| FSP-060 | FBP-060 | | | FSS-060 | FSS316-060 |
| FSP-070 | FBP-070 | | | FSS-070 | |
| FSP-080 | FBP-080 | FSP-080G/F | FBP-080G/F | FSS-080 | FSS316-080 |
| FSP-100 | FBP-100 | FSP-100G/F | FBP-100G/F | FSS-100 | FSS316-100 |
| FSP-120 | FBP-120 | FSP-120G/F | FBP-120G/F | FSS-120 | |
| FSP-135 | FBP-135 | | | FSS-135 | |
| FSP-150 | FBP-150 | FSP-150G/F | FBP-150G/F | FSS-150 | |
| FSP-180 | FBP-180 | FSP-180G/F | FBP-180G/F | | |
| FSP-200 | FBP-200 | FSP-200G/F | FBP-200G/F | FSS-200 | |
| FSP-260 | FBP-260 | FSP-260G/F | | | |

WELD-ON HINGES – REMOVABLE PIN



| RSP TWO LEAF | RSP-3 THREE LEAF | Length (inches) L | Thickness H | Diameter B | Pin Diameter D |
|--|--|-------------------------|----------------|---------------|----------------------|
| Steel Body, Removable Steel Pin, Brass Bushing | Steel Body, Removable Steel Pin, Brass Bushing | | | | |
| RSP-050 | | 1.97 | 0.38 | 0.315 | 0.197 |
| RSP-080 | | 3.15 | 0.61 | 0.510 | 0.315 |
| RSP-100 | | 3.94 | 0.77 | 0.630 | 0.394 |
| RSP-150 | | 5.91 | 1.00 | 0.787 | 0.500 |
| RSP-200 | | 7.87 | 1.13 | 0.906 | 0.625 |
| | RSP-100-3 | 3.94 | 0.77 | 0.630 | 0.394 |
| | RSP-135-3 | 5.32 | 0.90 | 0.709 | 0.500 |
| | RSP-150-3 | 5.91 | 1.00 | 0.787 | 0.500 |
| | RSP-200-3 | 7.87 | 1.13 | 0.906 | 0.625 |



MARLBORO MANUFACTURING

11750 MARLBORO AVE.

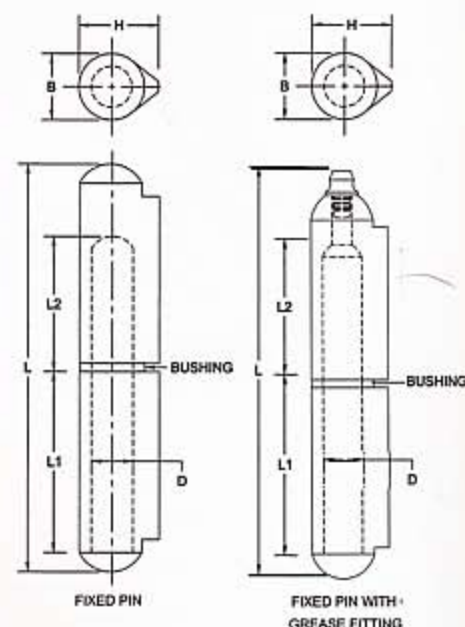
ALLIANCE, OHIO 44601

Phone: (330) 935-2445 Fax: (330) 935-2748

www.marlbороhinge.com

sales@marlbороhinge.com

| AFSSP | AFSSP-GF | Length (inches) | Thickness | Diameter | L1 | L2 | Pin Diameter D |
|-----------|----------------|--------------------|-----------|----------|------|------|----------------------|
| | | L | H | B | | | |
| AFSSP-040 | | 1.58 | 0.38 | 0.315 | 0.63 | 0.58 | 0.197 |
| AFSSP-050 | | 1.97 | 0.38 | 0.315 | 0.79 | 0.58 | 0.197 |
| AFSSP-060 | | 2.36 | 0.46 | 0.394 | 0.93 | 0.70 | 0.236 |
| AFSSP-070 | | 2.76 | 0.51 | 0.450 | 1.13 | 0.85 | 0.236 |
| AFSSP-080 | AFSSP-080BRG/F | 3.15 | 0.61 | 0.510 | 1.29 | 0.85 | 0.315 |
| AFSSP-100 | AFSSP-100BRG/F | 3.94 | 0.77 | 0.630 | 1.63 | 1.20 | 0.394 |
| | | 4.75 | 0.76 | 0.630 | 2.04 | 1.30 | 0.394 |
| AFSSP-135 | | 5.32 | 0.90 | 0.709 | 2.25 | 1.50 | 0.500 |
| AFSSP-150 | AFSSP-150BRG/F | 5.91 | 1.00 | 0.787 | 2.54 | 1.63 | 0.500 |
| AFSSP-180 | | 7.09 | 1.00 | 0.787 | 3.15 | 1.92 | 0.500 |
| AFSSP-200 | | 7.87 | 1.13 | 0.906 | 3.44 | 2.05 | 0.625 |
| | | 10.27 | 1.46 | 1.102 | 4.60 | 2.87 | 0.750 |



Just a few of the many industry applications:

Bodies

- Aluminum grain • Armored Truck
- Beverage • Bulk feed • Chipper • Crane
- Custom • Drop-side • Dump • Feed
- Forestry • Grain • Refrigerated Truck
- Refuse collection • Service • Wrecker

Enclosures/Containers

- Cab enclosures • Dynamite boxes
- Electronic cabinets (hydro & computer)
- Fireplace inserts (wood & gas)
- Machinery doors • Recycling container
- Refuse containers • Safes • Toolboxes
- Roof top air conditioning units
- Wood stoves • Ocean containers
- Box and truck covers • Safety packages
- Security gates - window and door type

Equipment

- Agricultural • Farm • Food processing
- Forestry • Military • Marine • Mining
- Material handling • Fish Farm • Refineries
- Chemical plant • Pulp and paper
- Saw mill • Road building equipment

Vehicular

- Bulkhead trailers • Commercial buses
- Dump trailers • Emergency/Rescue
- Fire Trucks • Forklift Trucks
- Horse trailer • Livestock trailers
- Locomotive engines



Weld-On Hinges are well suited for flush construction.



Weld-On Hinges work well in overlapping construction and can be welded directly to edge of material.



Weld-On Hinges can be used with weather stripping.



Weld-On Hinges are well suited in gate construction.

Please don't hesitate to ask for any custom designed parts

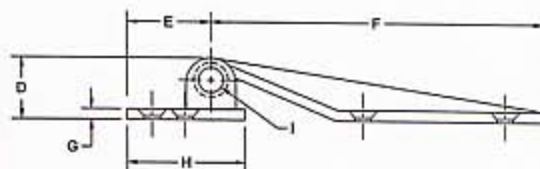
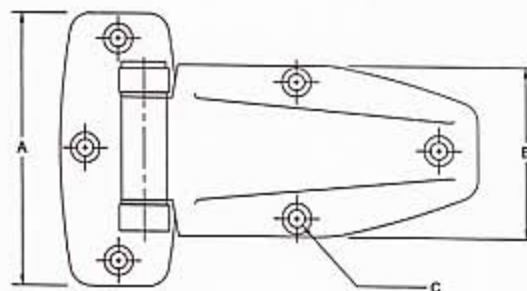
PROFILE AND STRAP HINGES




PROFILE STRAP HINGE – POLISHED STAINLESS

| HTB-80SS Flat Surface | HTB-120SS Flat Surface | HTB-120S/16 5/16" Offset | Dimensions (Inches) |
|--------------------------|---------------------------|-----------------------------|------------------------|
| 2.520 | 3.229 | 3.229 | A |
| 1.575 | 2.126 | 2.126 | B |
| .165 dia. C.S. | .250 dia. C.S. | .250 dia. C.S. | C |
| 0.584 | 0.787 | 0.787 | D |
| 0.787 | 0.898 | 0.898 | E |
| 3.150 | 4.725 | 4.725 | F |
| 0.099 | 0.158 | 0.158 | G |
| 1.100 | 1.260 | 1.260 | H |
| 0.236 | 0.315 | 0.315 | I |

When ordering, specify right or left hand
Other materials and finishes available



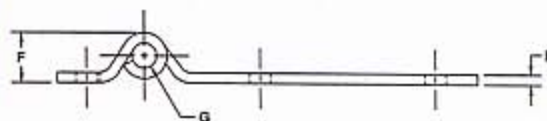
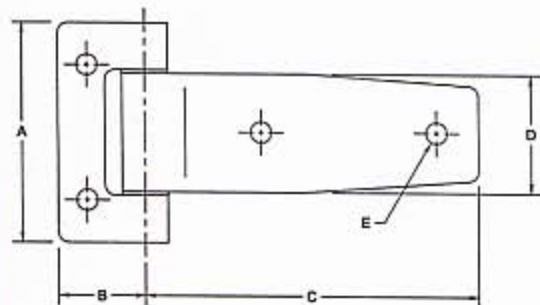
STRAP HINGE – POLISHED STAINLESS







STRAP HINGE – POLISHED STAINLESS

| HTD-80SS* Flat Surface | HTD-120SS* Flat Surface | HTD-200SS Flat Surface | Dimensions (Inches) |
|---------------------------|----------------------------|---------------------------|------------------------|
| 2.048 | 2.678 | 4.174 | A |
| 0.945 | 1.418 | 1.890 | B |
| 3.150 | 4.725 | 8.000 | C |
| 1.102 | 1.500 | 1.969 | D |
| (4) 0.205 | (4) 0.252 | (5) 0.346 | E (RDH) |
| (4) 0.205 | (4) 0.267 | (5) 0.346 | E (SQH) |
| 0.433 | 0.630 | 0.788 | F |
| 0.236 | 0.315 | 0.394 | G |
| 0.099 | 0.158 | 0.197 | H |

*Add RDH or SQH after part number for hole type
Other materials and finishes available



MARLBORO STRAP HINGES



**MARLBORO MANUFACTURING
11750 MARLBORO AVE.
ALLIANCE, OHIO 44601**

Phone (330) 935-2445 Fax (330) 935-2748

www.marlbороhinge.com

sales@marlbороhinge.com