

**MT9207, MT9214, MT9224, MT9216
MT9222, MT9227, MT9228
MT9225, MT9226,
MT9234, MT9235, MT9237**

Aigis offers a variety of heavy duty mounts designed to hold pan/tilts and large housings. All units are made of a lightweight aluminum alloy with a corrosion-free exterior coating. These products meet the Military Salt Atmosphere Standard MIL-STD-810E, Method 509, Procedure I. The column and wall mounts feature welded construction providing an extremely rigid camera mount one-third the weight of steel.

Installation of a wide range of devices is facilitated with generous wrench and socket clearances. Unique slotted mounting hole patterns are on the mounting surface.

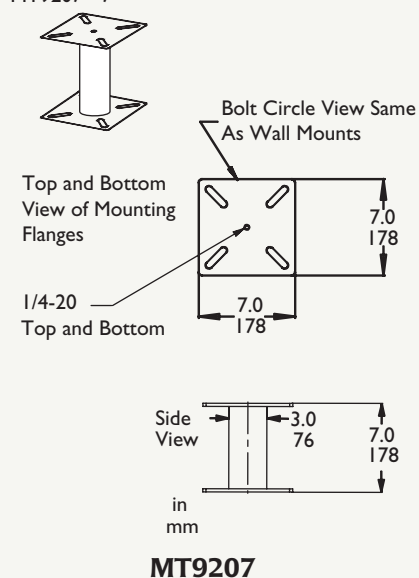
SPECIFICATIONS

MOUNTS AND ACCESSORIES

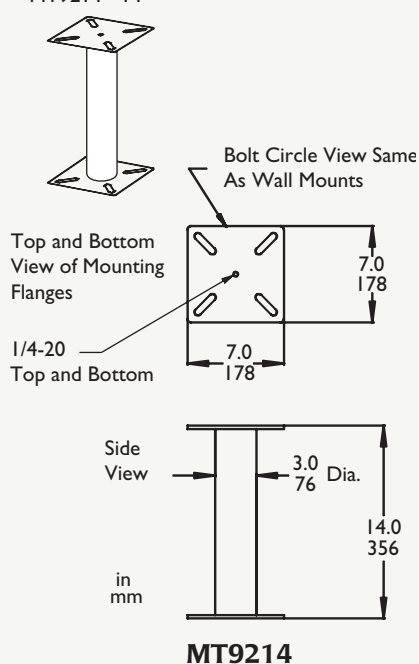
MODEL	DESCRIPTION	SIZE	MAXIMUM RATED LOAD	WEIGHT	FINISH	FOR USE WITH
MT9207	column mount	7-inch (178 mm)	Upright: 200 lb (90.6 kg) Inverted: 100 lb (45.3 kg)	3.5 lb (1.6 kg)	light gray	medium duty or heavy duty assembly
MT9214	column mount	14-inch (356-mm)	Upright: 200 lb (90.6 kg) Inverted: 100 lb (45.3 kg)	5.1 lb (2.3 kg)	light gray	medium duty or heavy duty assembly
MT9224	column mount	24-inch (610-mm)	Upright: 200 lb (90.6 kg) Inverted: 100 lb (45.3 kg)	7.2 lb (3.3 kg)	light gray	medium duty or heavy duty assembly
MT9216	wall mount	16-inch (409-mm)	Upright: 100 lb (45.3 kg)	3.5 lb (1.6 kg)	light gray	medium duty assembly
MT9222	wall mount	22-inch (564-mm)	Upright: 200 lb (90.6 kg)	6.5 lb (2.9 kg)	light gray	medium duty or heavy duty assembly
MT9227	adjustable head bracket	see drawing	100 lb (45.3 kg)	1.2 lb (0.55 kg)	light gray	MT9214, MT9224 MT9216, MT9222
MT9228	flange bracket	see drawing	100 lb (45.3 kg)	4.6 lb (2.1 kg)	light gray	MT9216, MT9222
MT9225	pole mount bracket	see drawing	100 lb (45.3 kg)	3.0 lb (1.4 kg)	light gray	MT9216, MT9222
MT9226	corner bracket	see drawing	100 lb (45.3 kg)	6.5 lb (2.9 kg)	light gray	MT9216, MT9222
MT9237	heavy duty adjustable head bracket	see drawing	200 lb (90.7 kg)	2.5 lb (1.1 kg)	light gray	MT9207, MT9214 MT9222, MT9224

COLUMN MOUNTS

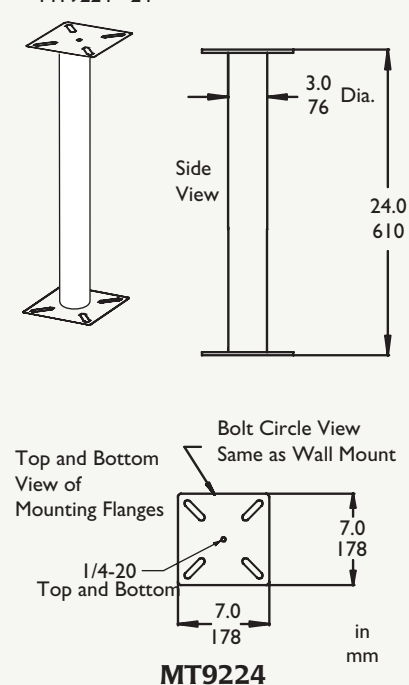
MT9207 - 7"



MT9214 - 14"

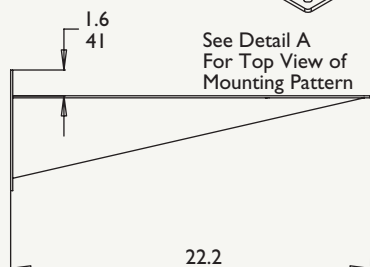
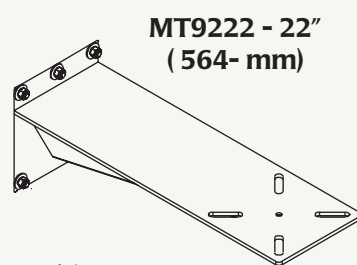
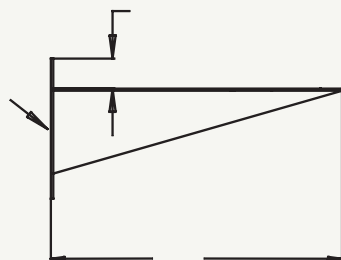
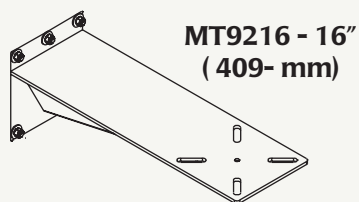


MT9224 - 24"

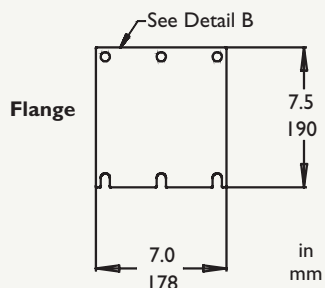


Mounting Hardware: Not furnished.

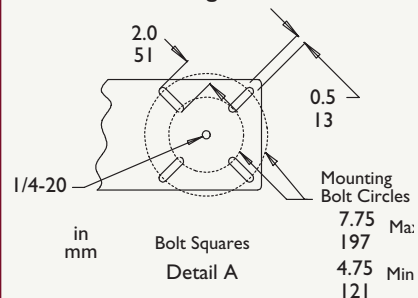
WALL MOUNTS



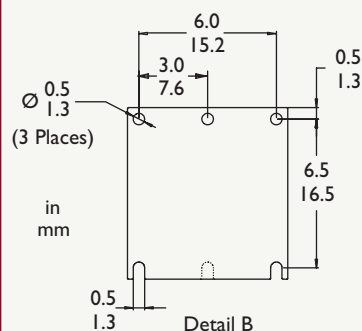
See Detail A
For Top View of
Mounting Pattern



Mounting Pattern



Flange Detail

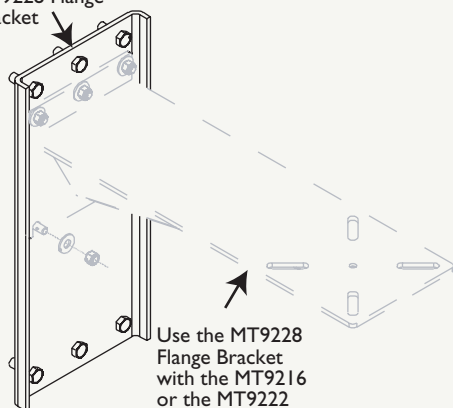


Note: Do not mount the MT9216 or MT9222 wall mounts in an inverted position.

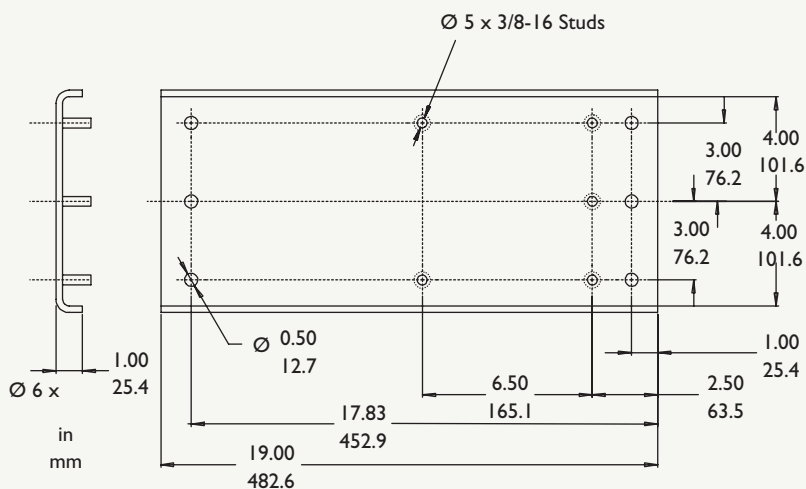
Mounting Hardware: Not furnished.

MT9228 FLANGE BRACKET

MT9228 Flange
Bracket



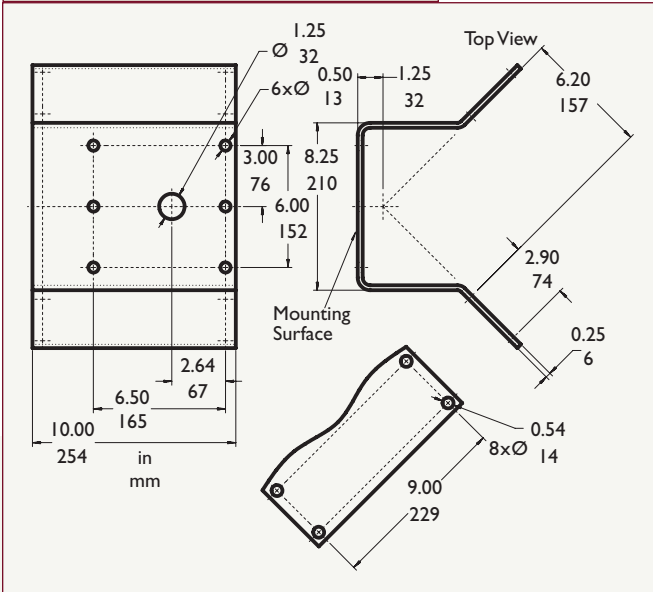
Use the MT9228
Flange Bracket
with the MT9216
or the MT9222
Wall Mounts
pictured here for
clarity.



The **MT9228** Flange Bracket is used to increase the weight distribution when the MT9216 or MT9222 wall mounts are required for use on insufficient load bearing surfaces.

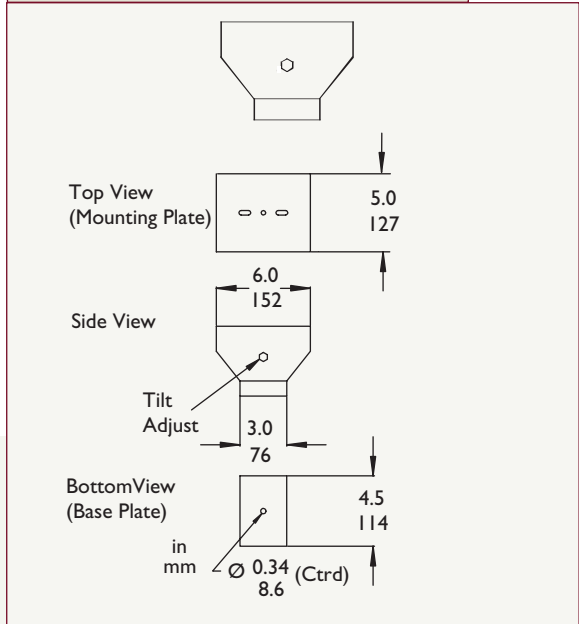
Mounting Hardware: (5) 3/8-16 x 1 1/4 studs, (5) 3/8 flat washers, and (5) 3/8-16 lock nuts.

MT9226 CORNER BRACKET



Mounting Hardware: Not furnished

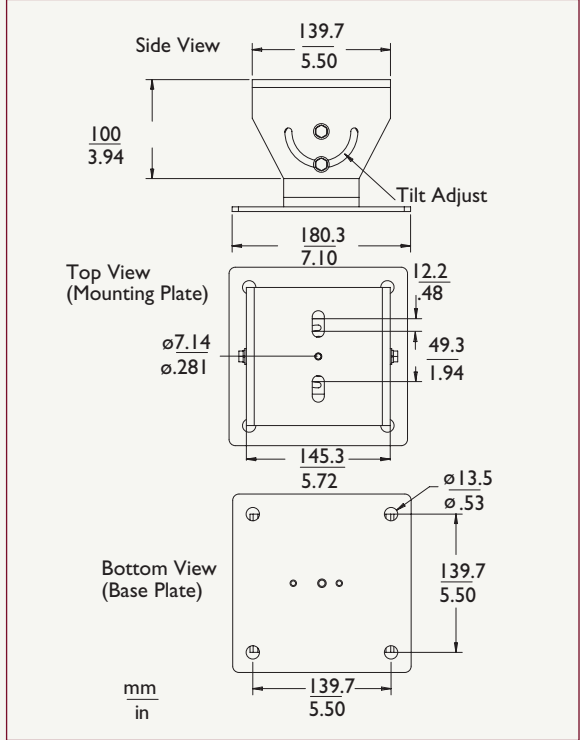
MT9227 ADJUSTABLE HEAD BRACKET



Use the **MT9227 Adjustable Head Bracket** with the MT9216 or MT9222 wall mounts or the MT9207, MT9214 or the MT9224 Column Mounts.

Mounting Hardware: Not furnished.

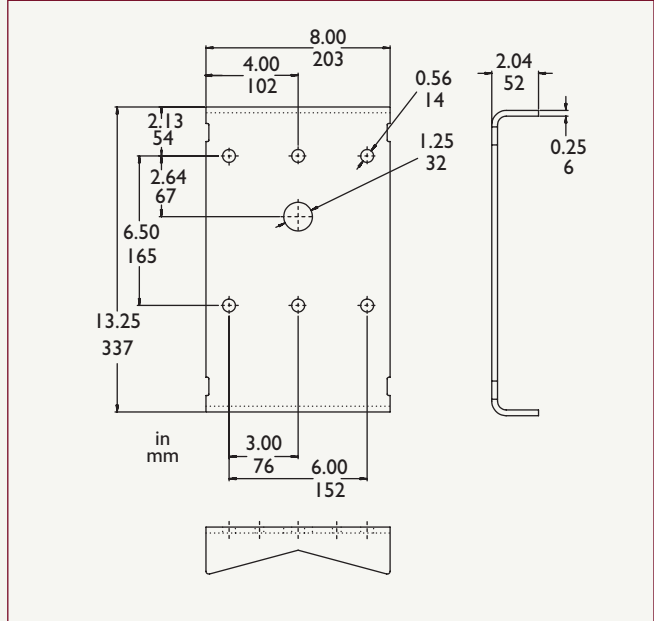
MT9237 HEAVY DUTY ADJUSTABLE HEAD BRACKET



Use the **MT9237 Adjustable Head Bracket** with the MT9207, MT9214 or MT9224 Column Mounts or the MT9216 and MT9222 Wall Mounts.

Mounting Hardware: (8) 3/8" Flat Washers (4) 3/8" Split Lock Washers (4) 3/8 x 16 x 1" Hex Bolt (4) 3/8 x 16 Hex Nut

MT9225 POLE MOUNT BRACKET



Mounting Hardware: (2) 5 ft stainless steel straps, (2) banding clips, (6) hex head cap screws, (6) flat and lock washers, and (6) hex nuts furnished with unit.

Options: PM3T strapping tool available.

KITS INCLUDE:
MT9234 = MT9227 packaged with MT9216
MT9235 = MT9237 packaged with MT9222

MT9234 = MT9227 packaged with MT9216
MT9235 = MT9237 packaged with MT9222

WARNING: Mounts must be mounted as shown.