

A Leader in Global Locking Solutions

Kenstan Lock Company manufactures a full line of high-quality showcase and cabinet locks for commercial, retail and industrial use. With our commitment to total service, we can assist you with security layouts, keying plans and customized products to meet your specific security demands.

						
					 Medeco® Core	
				 Electronic		 Accessories
 K ²	 Disc Tumbler	 K			 Pin Tumbler	 P
 K2 Keymatic		 Keymatic		 I		
	 ASSA®	 S	 I.C. Core		 V	 ABLOY®
 Knob	 X				Custom Lock Design and Manufacturing Solutions Custom Work	 C

Since 1963, Kenstan Lock Company has manufactured several lines of high-quality showcase and cabinet locks, each with their own unique security features. Each year, we continue to enhance our existing product lines, while adding new products to meet the ever-changing needs of our commercial, industrial and retail clients. We also offer a wide range of door hardware locks, such as mortise and rim cylinders, as well as lever and tubular handles for fitting rooms, stock rooms, offices, etc.

Our product lines are complimented by Kenstan associates who are available to assist you with security layouts, keying plans and custom products as needed.

Each of our lines, and all of our products, are manufactured using the highest standards of quality and we stand behind each and every product we deliver. From the quality products assembled in our factory to our shipping and customer service departments, our goal is to provide the best service possible, from start to finish.

At Kenstan, we take pride in our reputation that has been built on quality products, reliability and the exceptional customer service that our clients depend on.

Kenstan Line of Locks



D

D Line - Disc Tumbler Locks **Basic cabinet and showcase locks**

Our standard security line of flat key Disc Tumbler locks is available in various lock types, including Cam, Plunger, Dead Bolt, Spring Bolt, Z Bolt and Ratchet locks. Each lock can be keyed alike, keyed different and master keyed. Many of the locks within our Disc Tumbler line are also available with a Key Removable Core (our **DR & BR** Series).



K²

K2 Line - Keymatic Pull Line Locks **Key Functions as a Pull, Insertable Core and 8 locks in 1**

Kenstan is proud to introduce a new line of our Keymatic (K) series locks, the **K2**. In addition to all the features of the original Keymatic series of locks, it has three new features that will help extend the life, ease operation, and simplify installation of the lock. The lock face and the corresponding tubular key have been redesigned by adding an interlocking feature. This interlocking feature creates a solid connection between the key and the lock. Hence, the inserted key can be used as a Pull without ...



K

K Line - Keymatic Locks **A revolutionary security system with 8 locks in 1**

These tubular key pin tumbler locks contain 8 key combinations in each lock and thousands of key codes. Every Keymatic lock permits you to reset the lock to one of the eight key combinations using our Red Change Tool. Our **K** Line offers the same diverse lock types as our **D** Line.



M

M Line - Kenstan Locks featuring Medeco® Cores **High security with restricted keys**

Our **M** line High Security, Biaxial Pin Tumbler showcase and cabinet locks provides an extremely long service life. Our **M** Line locks use genuine Medeco® cores manufactured to Kenstan specifications. Many of the locks within our **M** line are also available with a Key Removable Core (our **R** Series). All locks within our **M** line come with either Restricted Biaxial or Medeco3® Restricted Biaxial keyways and can be keyed alike, keyed different, master keyed and grand master keyed.



S

S Line - Kenstan Locks featuring ASSA® Cores **High security with restricted keys**

Our **S** line showcase and cabinet locks offer direct drive pin technology and are designed to offer a high level of physical security. The cylinder locking mechanism is uniquely designed to offer smooth operation and long life. All **S** Line locks can be keyed alike, keyed different and master keyed. Many of the locks within our **S** line are also available with a Key Removable Core (our **J** Series).



V

V Line - Kenstan Locks featuring ABLOY® Cores **High security with restricted keys**

Our **V** line showcase and cabinet locks offer rotating disc technology and are designed to offer a high level of physical security. The disc-style locking mechanism is designed without springs, assuring long life and smooth operation. All **V** Line locks can be keyed alike, keyed different, master keyed, grand master keyed and great grand master keyed.



I

I Line - I.C. Core Locks **A complete line of Interchangeable Core locks**

These 6 and 7 pin I.C. locks feature the traditional figure 8 Interchangeable Core equivalent to Best Access lock housings and cores – but with some additional features. Our **I** Line includes a full line of Cam, Dead Bolt, Spring Bolt, Plunger and Ratchet locks, as well as door hardware locks such as Rim and Mortise Cylinders, Lever and tubular handles and other specialized locking devices. All **I** Line locks can be keyed alike, keyed different, master keyed and grand master keyed.

Continued

Kenstan Line of Locks



P

P Line - Pin Tumbler Locks

Pin Tumblers for longer life and greater security

This is our line of Flat Key Pin tumbler locks available in National, Corbin and Schlage keyways. As with other Kenstan lock lines, our **P** Line comes in a wide variety of lock types such as Cam, Dead Bolt, Spring Bolt and Plunger locks. The **P** line can be keyed alike, keyed different, master keyed and grand master keyed.



E^G

EG Line - Electronic Nexgen® XT Locks

High security with access control

The **E^G** Nexgen® XT is an innovative lock system that can not only be specified for new applications, but can easily replace or convert existing mechanical locks into a stand alone access control system. With electronic lock cylinders, programmable Keys, and software, you can create a powerful system to track and control access to every lock in your facility. No wiring is required at the lock, and there is no battery in the lock to maintain. It's the battery in the key that powers the lock.



X


X Line - Knob Locks

Kenstan is proud to introduce our new **X** Line of locks. This line is designed to lock your doors or drawers when security is not necessary. Our **X** Line is available in various lock types, including Cam, Plunger, Dead Bolt and Spring Bolt locks.

Disc Tumbler Line of Locks



Introduction	$\frac{D}{1}$					
Cam Locks	$\frac{D}{2} \frac{D}{3}$					
Drawer/Door Locks	$\frac{D}{4}$					
Gang Locks	$\frac{D}{5}$					
Snap Bolt Lock	$\frac{D}{6}$					
Plunger Locks	$\frac{D}{7} \frac{D}{8} \frac{D}{9} \frac{D}{10} \frac{D}{11}$					
Z Bolt Locks	$\frac{D}{12}$					
Ratchet Locks	$\frac{D}{13}$					
Core	$\frac{D}{14}$					
Keys	$\frac{D}{15}$					



Disc Tumbler Line of Locks

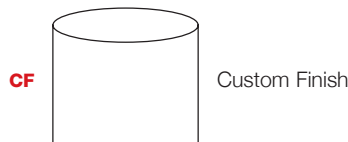
Standard Plating Finish



* Special Plating Finishes



* Custom Plating Finish



* Extended lead-time and plating lot charges may apply to Special and Custom finishes. Please call Kenstan for details.

Kenstan expanded the Disc Tumbler **D** line of locks. Some of our **D** (54G) keyway and **B** (Kenstan B) keyway locks are now available in a removable core version. **Effective 07/01/2014, our B keyway Core face will be made thicker to help prevent the keys from breaking when used as a pull.** The **B** keyway locks severely limits unauthorized key duplication since key blanks are never sold.

All new orders without existing assigned key specifications will be made with our **B** keyway core.

The original **D** (54G) keyway locks and keys will still be available for purchase to match existing key systems.

Our large component inventory and assemble-to-order factory enables you to order door locks, drawer locks and sliding door lock types keyed alike, keyed individually or in groups, and master keyed using hundreds of key combinations. Kenstan maintains a historical database of keying records, giving you the ability to match key numbers to support the security needs of a specific end user.

Note: All keys are now sold separately. Please refer to our Disc Tumbler Key section for details.

Delivery

At Kenstan, we assemble every lock to order and strive to meet your requested in-house date. Our standard lead time is to ship within two weeks from the receipt of your order. Rush orders and emergency services are available.

Plating

The **D** line standard plating finish is Polished Nickel.

A wide range of special plating finishes is also available, including Satin Nickel, Polished Brass, Satin Brass, Statuary Bronze, Matte Black and Custom Finishes to match your showcase hardware.

Please note: Extended lead-time and plating lot charges may apply to Special and Custom finishes. Please call Kenstan for details.

Key Control

Kenstan can register your keys and maintain your key plans by store, retail department, showcase/cabinets, or office and we maintain a historical database of key numbers.

Key Retaining vs. Non-Key Retaining Lock Function

The **D** line standard operation is a non-key retaining function (non-captive), which means that the operating key can be removed in both the locked and unlocked position.

For higher security we recommend the key retaining (captive) function, which ensures that the key can only be removed in the locked position and cannot be accidentally left in the open/unlocked position.

Designer Note: For true captive operation, the use of our captive key locks must be coordinated with sliding door showcase design. The use of non by-passing sliding doors is recommended to restrict door movement and ensure key removal only when the doors are in the secure position.

Item Number

To determine your item number enter the **RED** option code for each section as in the example below.

A	B	C	D	E	F	G	H	I	J	K
CL	B	04	1203	PN	N	Y	Y	N	W	106

A Lock Style

CL Cam Lock

B Core Type

B Kenstan B Keyway
BR Kenstan B Keyway - Removable Core
D 54G Keyway
DR 54G Keyway - Removable Core

C Housing Length

	MAXIMUM MATERIAL THICKNESS			
	WOOD	METAL	GLASS	BARREL LENGTH
01*	-	1/16"	-	7/16
02*	-	3/16"	-	5/8
03*	3/8"	7/16"	5/16"	7/8"
04*	13/16"	7/8"	11/16"	1-1/8"
05	1"	1-1/16"	7/8"	1-3/8"
06	1-5/16"	1-7/16"	1-1/4"	1-11/16
10*	1-1/2"	-	-	1-3/4"
11	1-7/8"	-	-	2"
12	2"	-	-	2-1/4"
13*	2-3/8"	-	-	2-3/4"
14	2-3/4"	-	-	3"
15	2-15/16"	-	-	3-1/4"

D Cam Rotation

	LOCKED	OPEN		LOCKED	OPEN
0312	3	12	0912	9	12
0306	3	6	0903*	9	3
0309*	3	9	0906	9	6
0603	6	3	1203	12	3
0612*	6	12	1206*	12	6
0609	6	9	1209	12	9

E Plating Finish

Extended lead-time and plating lot charges may apply to Special and Custom finishes.

Special Finish	PN	Polished Nickel
	SN	Satin Nickel
	PB	Polished Brass
	SB	Satin Brass
	BL	Matte Black
	ST	Statuary Bronze
	CF	Custom Finish

F Key Retaining

N No
Y Yes 90 degree Cam Rotation Only

G Keyed Different

N No
Y Yes

H Stamp Lock

N No
Y Yes

I Master Keyed

N No
Y Yes

J Material Installation

W Wood
M Metal
GR Glass with Round Hole
GD Glass with Double "D" Hole
O Other - No Mounting Hardware



All Cam Locks come with a 1-1/4" Straight Cam unless a different cam is chosen.

K Cam Type

STRAIGHT

101 5/8"
102 3/4"
103 7/8"
104 1"
105 1-1/8"
106 1-1/4"
107 1-3/8"
108 1-1/2"
110 1-3/4"
112 2"
116 2-1/2"

1/8" OFFSET

303 7/8"
306 1-1/4"
308 1-1/2"
312 2"

1/4" OFFSET

403 7/8"
404 1"
406 1-1/4"
408 1-1/2"
410 1-3/4"
412 2"
414 2-1/4"

3/8" OFFSET

504 1"
506 1-1/4"
508 1-1/2"
512 2"

1/2" OFFSET

606 1-1/4"
608 1-1/2"
610 1-3/4"
612 2"

5/8" OFFSET

712 2"

HOOK

202 3/4"
204 1"
206 1-1/4"
208 1-1/2"
210 1-3/4"

PIN CAM

P604 9/16" offset

FOR SWITCH KIT

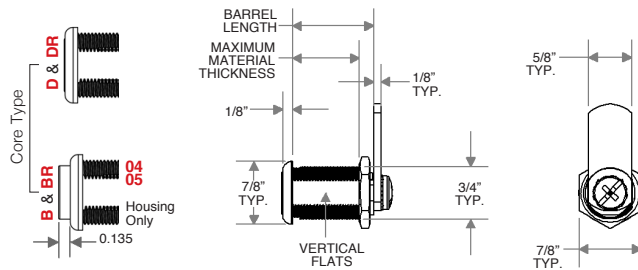
SL No Cam*

*Switch option available. See Page A10 to order switch kit.

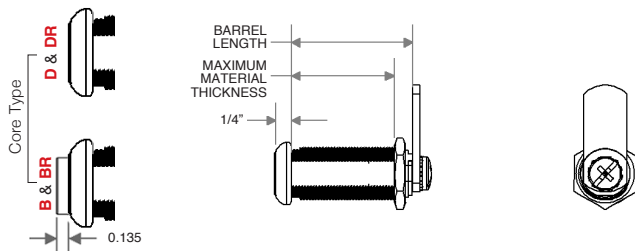
*Not available in Removable Core.

*Not available with Key Retaining feature.

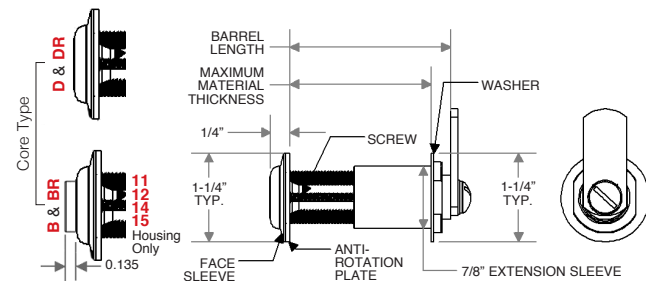
Continued

C HOUSING LENGTH 01, 02, 03, 04 and 05

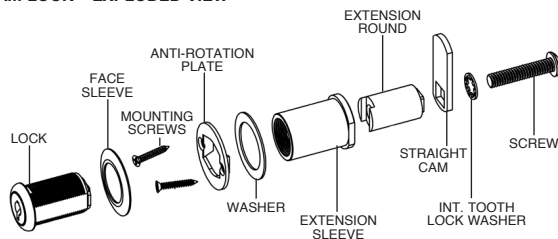
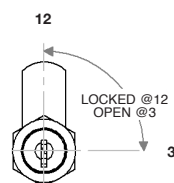
Thicker core face design to help prevent keys from breaking.

C HOUSING LENGTH 06

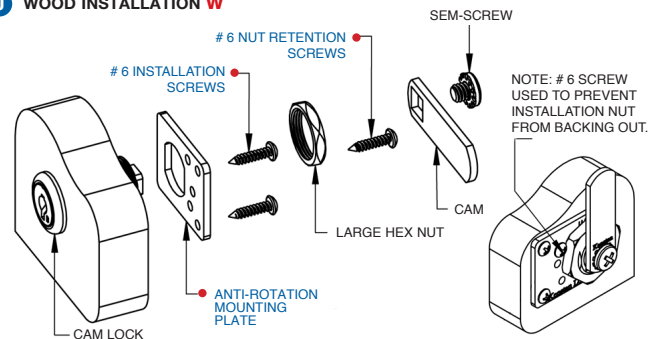
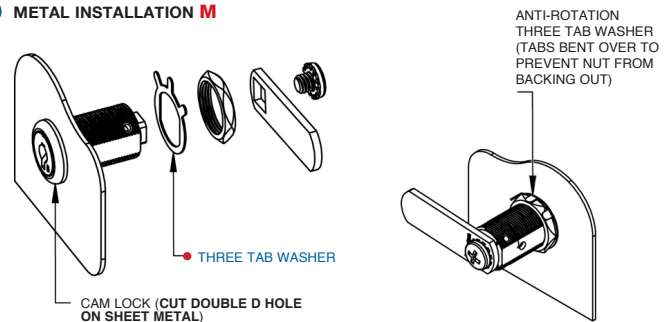
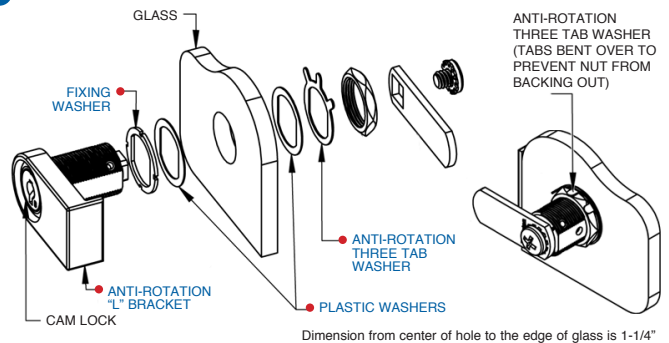
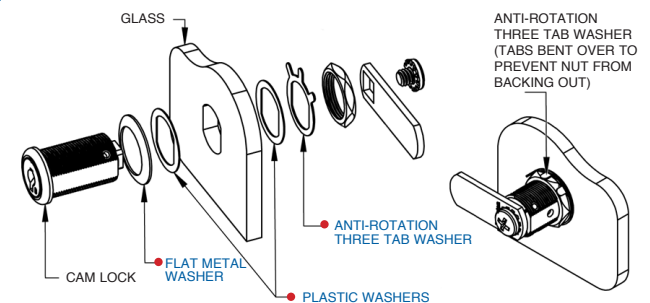
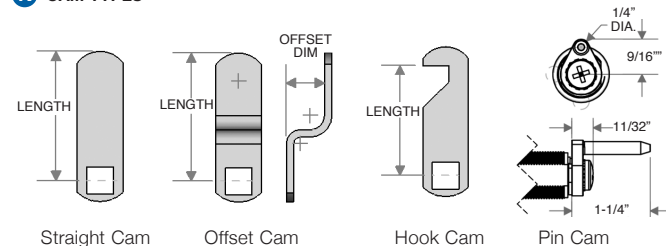
Thicker core face design to help prevent keys from breaking.

C HOUSING LENGTH 10, 11, 12, 13, 14 and 15

Thicker core face design to help prevent keys from breaking.

CAM LOCK - EXPLODED VIEW**D CAM ROTATION EXAMPLE**

All 180 degree rotations are clockwise, unless specified.

J WOOD INSTALLATION W**J METAL INSTALLATION M****J GLASS INSTALLATION - ROUND HOLE GR****J GLASS INSTALLATION - DOUBLE D HOLE GD****K CAM TYPES**

Note: All Offset cams are reversible.

Item Number

To determine your item number enter the **RED** option code for each section as in the example below.

A	B	C	D	E	F	G	H	I
DL	B	S	2001	PN	N	Y	Y	N

A Lock Style

DL Drawer/Door Lock

B Core Type

B Kenstan B Keyway
BR Kenstan B Keyway
Removable Core
D 54G Keyway
DR 54G Keyway
Removable Core

C Housing Length

S 13/16"
M 1-1/16"
L 1-3/16"

D Bolt Type

STRAIGHT BOLT

2001 1-1/16"
2002 1-11/16"
2003 2-5/16"
2004 3-1/8"

3/8" OFFSET BOLT

2205 1-5/8"

DIECAST SPRING BOLT

3209 1-5/16" Std.

INVERTED SLIDING SPRING BOLT

3410 1-5/16" Left
3411 1-5/16" Right

E Plating Finish

Extended lead-time and plating lot charges may apply to Special and Custom finishes.

PN Polished Nickel
SN Satin Nickel
PB Polished Brass
SB Satin Brass
BL Matte Black
ST Statuary Bronze
CF Custom Finish

F Key Retaining

* Option available only on Straight Bolt and 3/8" Offset Bolt models.

N No
Y* Yes

G Keyed Different

N No
Y Yes

H Stamp Lock

N No
Y Yes

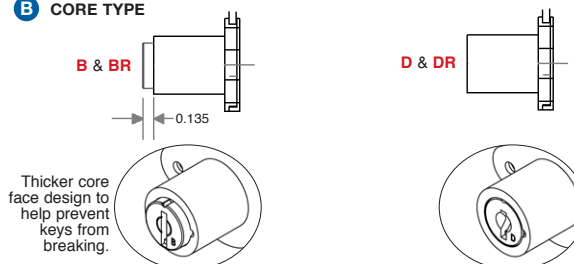
I Master Keyed

N No
Y Yes

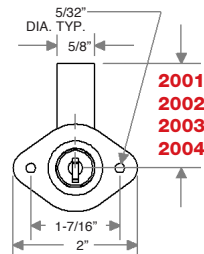


"Throw" (distance bolt travels from the locked to unlocked position) is 5/16".
 All dimensions shown are in the locked position.

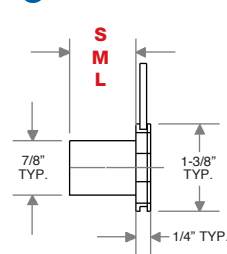
B CORE TYPE



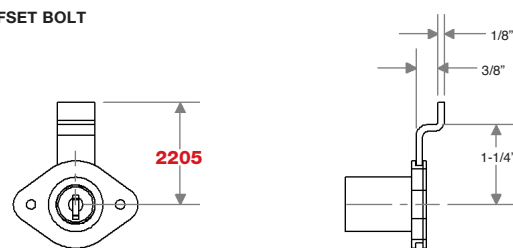
D STRAIGHT BOLT



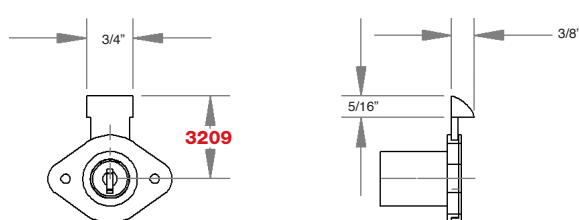
C HOUSING LENGTH



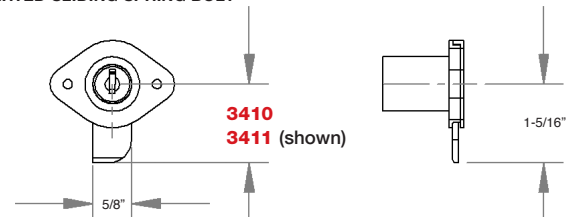
D 3/8" OFFSET BOLT



D DIECAST SPRING BOLT (3/16" bolt engagement recommended)



D INVERTED SLIDING SPRING BOLT



Data Sheet

A Lock Style

GL Gang Lock

B Core Type

B Kenstan B Keyway
BR Kenstan B Keyway
 Removable Core
D 54G Keyway
DR 54G Keyway
 Removable Core

C Housing Length

S 13/16"
M 1-1/16"
L 1-3/16"

D Mount Style/Bar Length

Notch for Pin must be on Bottom of Drawer	FRONT MOUNT LOCKED UP	
	2424	24"
	2436	36"
	2448	48"
	24CL	Custom
Notch for Pin must be on Top of Drawer	FRONT MOUNT LOCKED DOWN	
	2824	24"
	2836	36"
	2848	48"
	28CL	Custom
Notch for Pin must be on Bottom of Drawer	SIDE MOUNT LOCKED UP	
	2624	24"
	2636	36"
	2648	48"
	26CL	Custom
Notch for Pin must be on Top of Drawer	SIDE MOUNT LOCKED DOWN	
	3024	24"
	3036	36" <i>Non Key Retaining Only</i>
	3048	48" <i>Retaining Only</i>
	30CL	Custom

E Plating Finish

Extended lead-time and plating lot charges may apply to Special and Custom finishes.

Special Finish	PN	Polished Nickel
	SN	Satin Nickel
	PB	Polished Brass
	SB	Satin Brass
	BL	Matte Black
Special Finish	ST	Statuary Bronze
	CF	Custom Finish

F Key Retaining

"Side Mount Locked Down" available in Non Key Retaining only.

N No
Y Yes

G Keyed Different

N No
Y Yes

H Stamp Lock

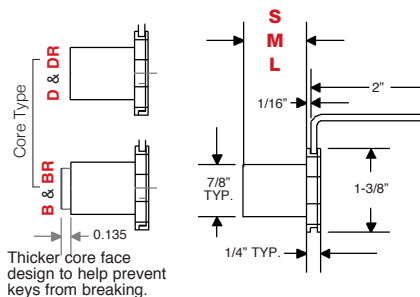
N No
Y Yes

I Master Keyed

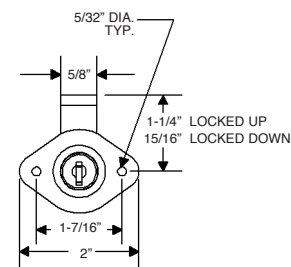
N No
Y Yes

"Throw" (distance bolt travels from the locked to unlocked position) is 5/16".

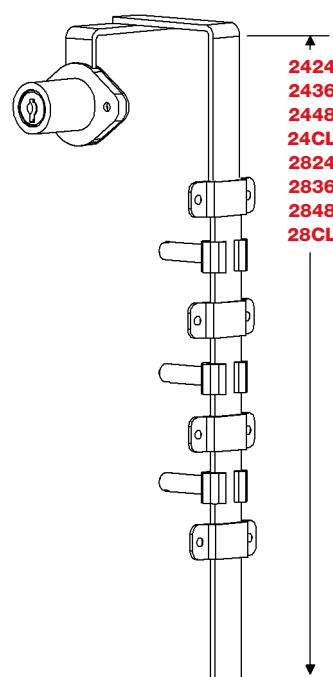
FRONT MOUNT - SIDE VIEW



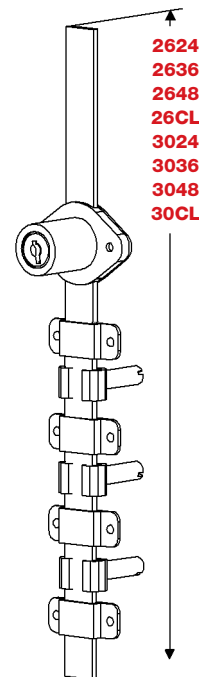
FRONT MOUNT - FRONT VIEW



FRONT MOUNT (Shown with a Gang 3C Kit)

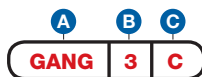


SIDE MOUNT (Shown with a Gang 3C Kit)



Gang Lock Packages

To determine your item number enter the **RED** option code for each section as in the example below.



GANG 3C A kit with three adjustable stops, three 1-1/8" pins, three lock washers, and four closed bar guides.

A Package

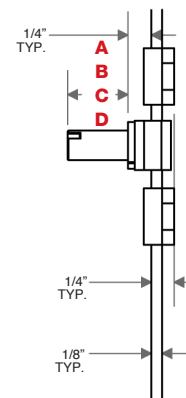
GANG

B Number of Drawers

2
3
4

C Pin Length

A 5/8"
B 3/4"
C 1-1/8"
D 1-7/8"



Item Number

To determine your item number enter the **RED** option code for each section as in the example below.

A	B	C	D	E	F	G	H	I
DL	B	S	36	PN	N	Y	Y	N

A Lock Style

DL Drawer/Door Lock

B Core Type

B Kenstan B Keyway
BR Kenstan B Keyway
 Removable Core
D 54G Keyway
DR 54G Keyway
 Removable Core

C Housing Length/Style**STANDARD**

S 13/16"
M 1-1/16"
L 1-3/16"

LOW PROFILE

SL 13/16"

D Bolt Type**SNAP BOLT**

36 3/4"

E Plating Finish

Extended lead-time and plating lot charges
 may apply to Special and Custom finishes.

PN Polished Nickel
SN Satin Nickel
PB Polished Brass
SB Satin Brass
BL Matte Black
ST Statuary Bronze
CF Custom Finish

F Key Retaining

N No

G Keyed Different


N No
Y Yes

H Stamp Lock

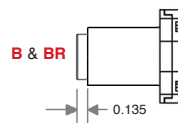
N No
Y Yes

I Master Keyed

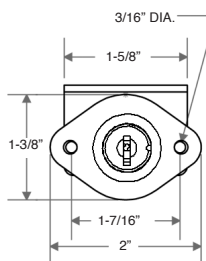
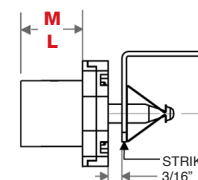
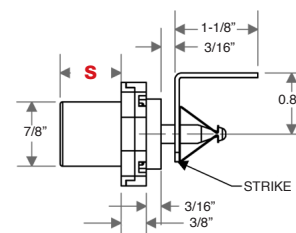
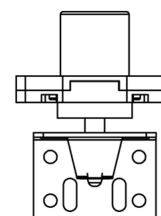
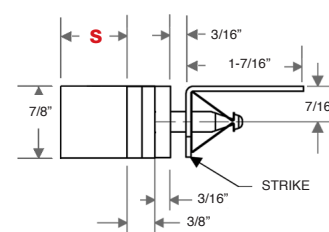
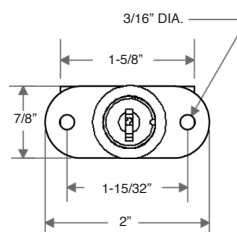
N No
Y Yes



All dimensions shown are in the locked position.

B CORE TYPE

Thicker core face design to help prevent keys from breaking.

**D STANDARD SNAP BOLT****C HOUSING LENGTH****D LOW PROFILE SNAP BOLT**

Data Sheet

Item Number

To determine your item number enter the **RED** option code for each section as in the example below.

A	B	C	D	E	F	G	H	I
PL	B	40	S3	PN	Y	Y	Y	N

A Lock Style

PL Plunger Lock

B Core Type

B Kenstan B Keyway
BR Kenstan B Keyway Removable Core
D 54G Keyway
DR 54G Keyway Removable Core

C Housing Style

40 Oval Flange

D Plunger Type/Length

S SERIES

S1 3/8"
S2 7/16"
S3 5/8"

T SERIES

T1 1/4"
T3 9/16"

ROUND SERIES

R1 3/8"
R2 7/16"
R3 5/8"

ROUND EXTENDED SERIES

R4 1-3/16"
R5 1-5/16"
R6 1-11/16"
R7 2-7/16"

E Plating Finish

Extended lead-time and plating lot charges may apply to Special and Custom finishes.

PN Polished Nickel
SN Satin Nickel
PB Polished Brass
SB Satin Brass
BL Matte Black
ST Statuary Bronze
CF Custom Finish

F Key Retaining

N No
Y Yes

G Keyed Different

N No
Y Yes

H Stamp Lock

N No
Y Yes

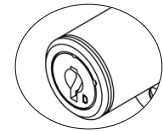
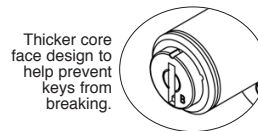
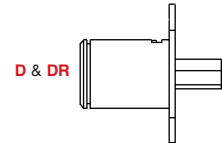
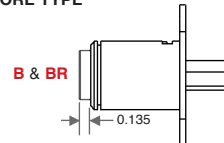
I Master Keyed

N No
Y Yes

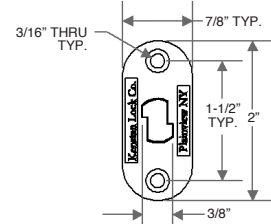
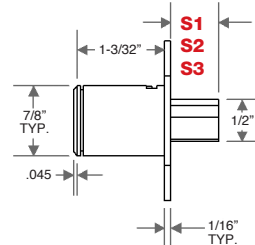


All dimensions shown are in the locked position.

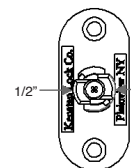
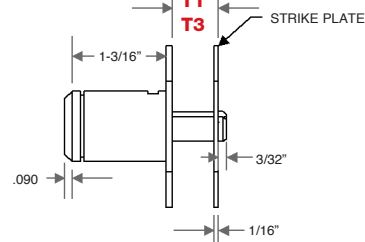
B CORE TYPE



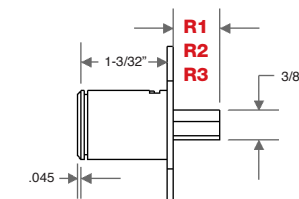
D S SERIES



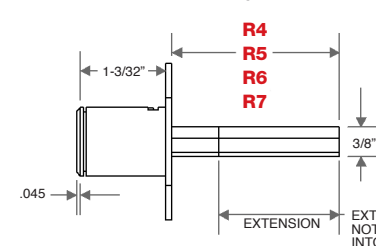
D T SERIES



D ROUND SERIES



D ROUND EXTENDED SERIES (Plunger travels 5/8")



**Item Number**

To determine your item number choose one **RED** option code from each section below.

A Lock Style

PL Plunger Lock

B Core Type

B Kenstan B Keyway
BR Kenstan B Keyway
Removable Core
D 54G Keyway
DR 54G Keyway
Removable Core

C Housing Style

45 No Flange

D Plunger Type/Length**S SERIES**

S1 5/16"
S2 7/16"
S3 5/8"

T SERIES

T1 1/4"
T3 9/16"

ROUND SERIES

R1 5/16"
R2 7/16"
R3 5/8"

ROUND EXTENDED SERIES

R4 1-3/16"
R5 1-5/16"
R6 1-11/16"
R7 2-7/16"

E Plating Finish

Extended lead-time and plating lot charges may apply to Special and Custom finishes.

Special Finish

PN Polished Nickel
SN Satin Nickel
PB Polished Brass
SB Satin Brass
BL Matte Black
ST Statuary Bronze
CF Custom Finish

F Key Retaining

N No
Y Yes

G Keyed Different

N No
Y Yes

H Stamp Lock

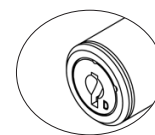
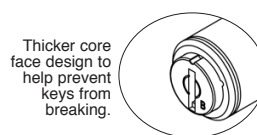
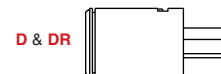
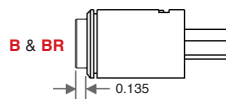
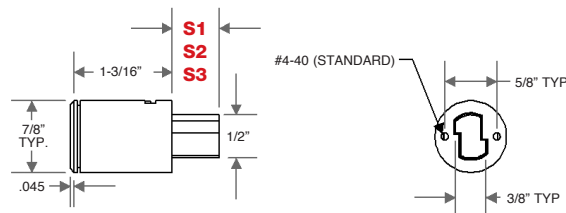
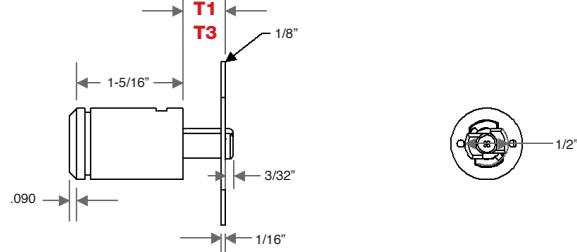
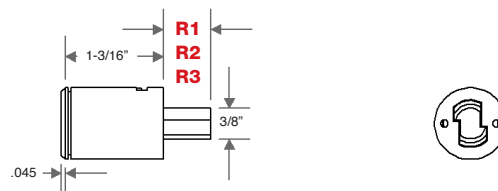
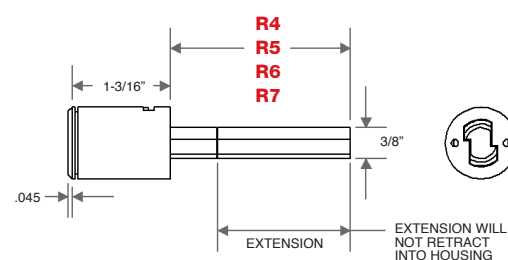
N No
Y Yes

I Master Keyed

N No
Y Yes



All dimensions shown are in the locked position.

B CORE TYPE**D S SERIES****D T SERIES****D ROUND SERIES****D ROUND EXTENDED SERIES** (Plunger travels 5/8")

Data Sheet

Item Number

To determine your item number enter the **RED** option code for each section as in the example below.

A	B	C	D	E	F	G	H	I
PL	B	49	X	PN	Y	Y	Y	N

A Lock Style

PL Plunger Lock

B Core Type

B Kenstan B Keyway
D 54G Keyway

C Housing Style

49 Through the Track Plunger

D Plunger Type

X No Option

E Plating Finish

Extended lead-time and plating lot charges may apply to Special and Custom finishes.

PN Polished Nickel
SN Satin Nickel
CF Custom Finish

F Key Retaining

N No
Y Yes

G Keyed Different


N No
Y Yes

H Stamp Lock

N No
Y Yes

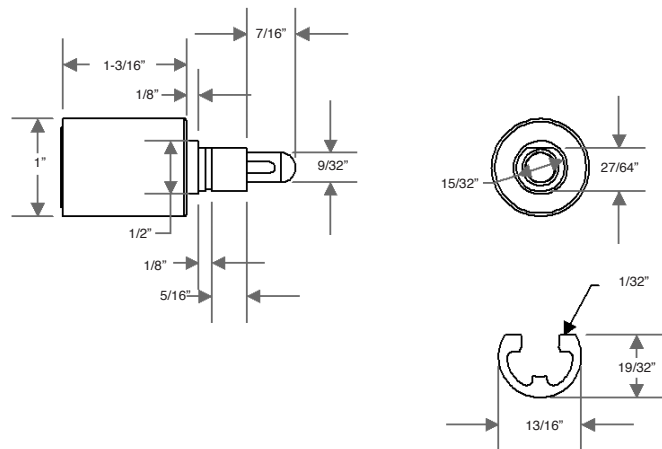
I Master Keyed

N No
Y Yes

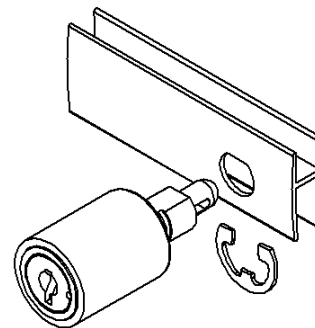


All dimensions shown are in the locked position.

THROUGH THE TRACK PLUNGER



ISOMETRIC VIEW WITH METAL TRACK



Item Number

To determine your item number choose one **RED** option code from each section below.

A Lock Style

PL Plunger Lock

B Core Type

B Kenstan B Keyway
BR Kenstan B Keyway
Removable Core
D 54G Keyway
DR 54G Keyway
Removable Core

C Housing Style

50 Round Flange

D Plunger Type/Length**S SERIES**

S1 3/8"
S2 7/16"
S3 5/8"

T SERIES

T1 1/4"
T3 9/16"

L SERIES

L3 3/8"

ROUND SERIES

R1 3/8"
R2 7/16"
R3 5/8"

ROUND EXTENDED SERIES

R4 1-3/16"
R5 1-5/16"
R6 1-11/16"
R7 2-7/16"

E Plating Finish

Extended lead-time and plating lot charges **may** apply to Special and Custom finishes.

PN Polished Nickel
SN Satin Nickel
PB Polished Brass
SB Satin Brass
BL Matte Black
ST Statuary Bronze
CF Custom Finish

F Key Retaining

N No
Y Yes

G Keyed Different

N No
Y Yes

H Stamp Lock

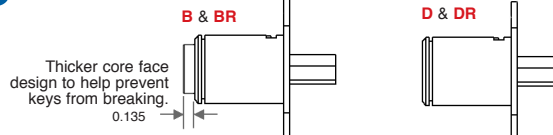
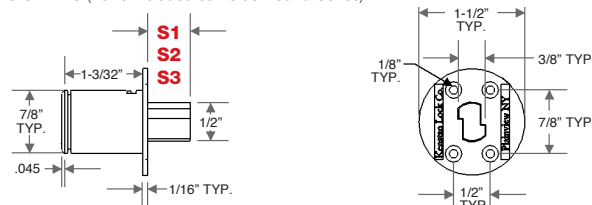
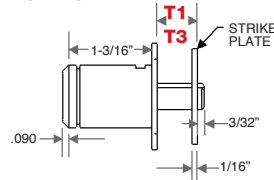
N No
Y Yes

I Master Keyed

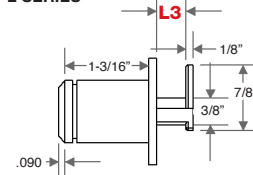
N No
Y Yes



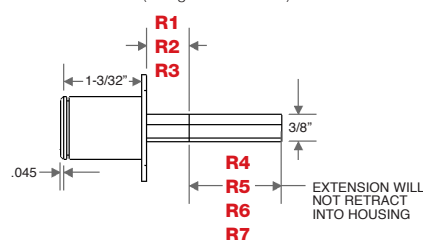
All dimensions shown are in the locked position.

B CORE TYPE**D S SERIES** (Parts included same as Round Series)**D T SERIES**

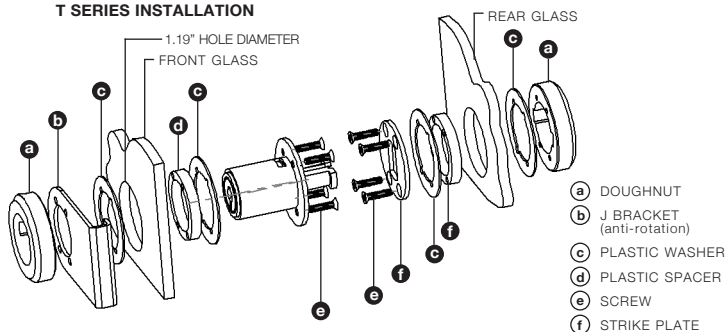
PARTS INCLUDED	QTY.
(a) DOUGHNUT	2
(b) J BRACKET (anti-rotation)	1
(c) PLASTIC WASHER	4
(d) PLASTIC SPACER	2
(e) SCREW	8
(f) STRIKE PLATE	1

D L SERIES

PARTS INCLUDED	QTY.
(a) DOUGHNUT	1
(b) J BRACKET (anti-rotation)	1
(c) PLASTIC WASHER	2
(d) PLASTIC SPACER	1
(e) SCREW	4

D ROUND SERIES (Plunger travels 5/8")

PARTS INCLUDED	QTY.
(a) DOUGHNUT	1
(c) PLASTIC WASHER	2
(d) PLASTIC SPACER	1
(e) SCREW	4

T SERIES INSTALLATION

Data Sheet

Item Number

To determine your item number enter the **RED** option code for each section as in the example below.

A	B	C	D	E	F	G	H	I
PL	B	51	B6	PN	N	Y	Y	N

A Lock Style

PL Plunger Lock

B Core Type

B Kenstan B Keyway
D 54G Keyway

C Housing Style

51 Key Hole Lock

D Material Thickness/Plunger

	MATERIAL THICKNESS	PLUNGER LENGTH
SHORT BACK 1.20		
B3	1/4"	3/4" Std.
B4	3/8"	5/8"
LONG BACK 2.08		
B6	1/4"	1-1/2" Std.
B7	3/8"	1-3/8"
B8	7/8"	1-1/32"

E Plating Finish

Extended lead-time and plating lot charges may apply to Special and Custom finishes.

Special Finish	PN	Polished Nickel
	SN	Satin Nickel
	PB	Polished Brass
	SB	Satin Brass
	BL	Matte Black
	ST	Statuary Bronze
	CF	Custom Finish

F Key Retaining

N No
Y Yes

G Keyed Different


N No
Y Yes

H Stamp Lock

N No
Y Yes

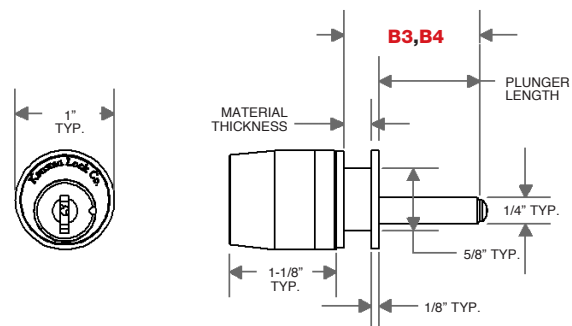
I Master Keyed

N No
Y Yes

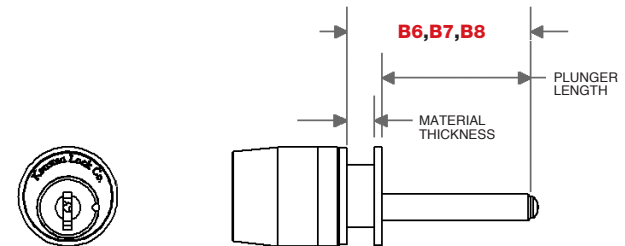


All dimensions shown are in the locked position.

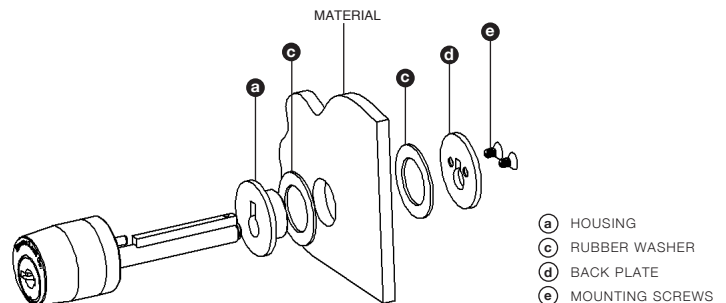
D SHORT PLUNGER



D LONG PLUNGER



KEY HOLE LOCK - EXPLODED VIEW



**Item Number**

To determine your item number enter the **RED** option code for each section as in the example below.

A	B	C	D	E	F	G	H	I
ZL	B	38	Z1	PN	Y	Y	Y	N

A Lock Style

ZL Z Bolt Lock

B Core Type

B Kenstan B Keyway
D 54G Keyway

C Housing Style

38 Sliding Door
Dead Bolt

D Bolt Type/Length**SMALL HOUSING BOLT**

Z1 5/16" Std.
Z2 1/2"
Z3 13/16"

LARGE HOUSING BOLT

Z5 5/16" Std.
Z6 1/2"

E Plating Finish

Extended lead-time and plating lot charges **may** apply to Special and Custom finishes.

Special Finish	PN	Polished Nickel
	SN	Satin Nickel
	PB	Polished Brass
	SB	Satin Brass
	BL	Matte Black
	ST	Statuary Bronze
	CF	Custom Finish

F Key Retaining

N No
Y Yes

G Keyed Different

N No
Y Yes

H Stamp Lock

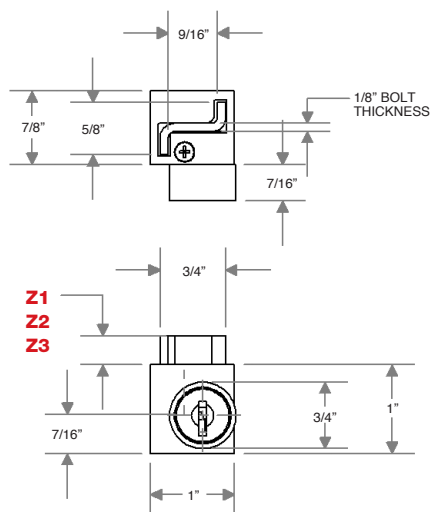
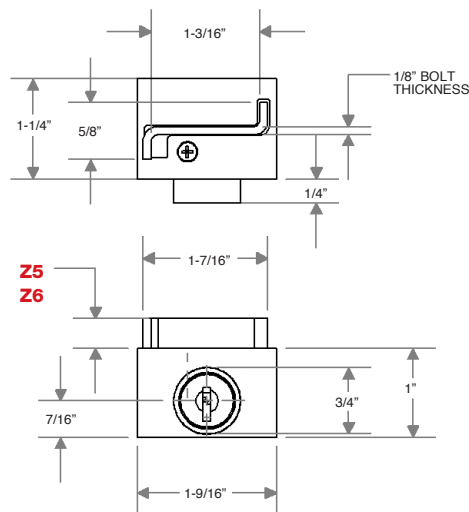
N No
Y Yes

I Master Keyed

N No
Y Yes



All dimensions shown are in the locked position.

D SMALL HOUSING**D LARGE HOUSING**

Data Sheet

Item Number

To determine your item number choose one **RED** option code from each section below.

A Lock Style

RL Ratchet Lock

B Core Type

B Kenstan B Keyway
D 54G Keyway

C Housing Style

60 Ratchet

D Bar Type

B1 Standard
B2 Adjustable
B5 Stick on
B6 Screw on

E Plating Finish

Extended lead-time and plating lot charges **may** apply to Special and Custom finishes.

PN Polished Nickel
SN Satin Nickel
CF Custom Finish

F Key Retaining

N No

G Keyed Different

N No
Y Yes

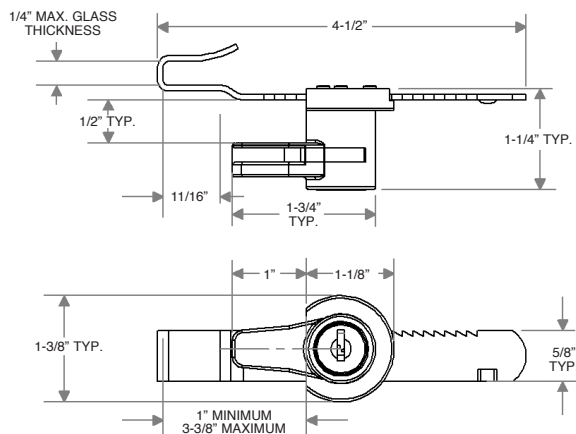
H Stamp Lock

N No
Y Yes

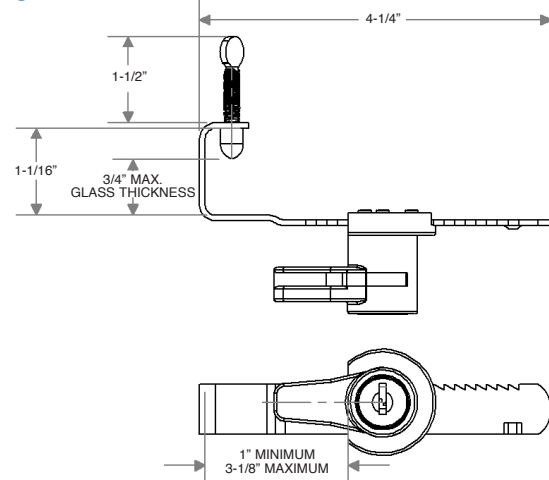
I Master Keyed

N No
Y Yes

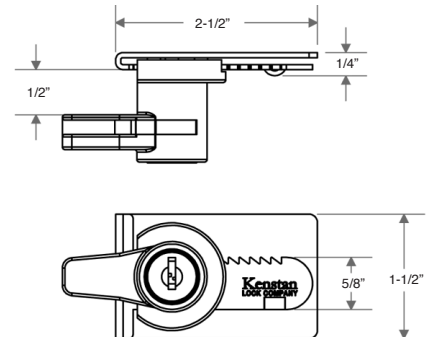
D STANDARD BAR B1



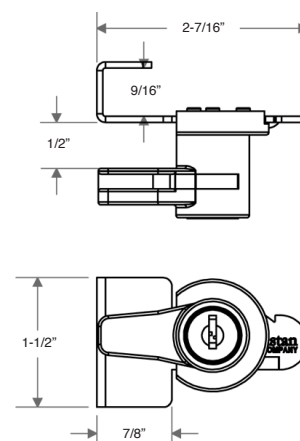
D ADJUSTABLE BAR B2



D STICK ON BAR B5



D SCREW ON BAR B6



Item Number

To determine your item number enter the **RED** option code for each section as in the example below.

A	B	C	D	E	F	G	H
COR	BR	5	PN	N	N	Y	Y

A Lock Style

COR Core

B Core Type

BR Kenstan B Keyway
Removable Core

DR 54G Keyway
Removable Core

C Number of Tumbler

5 Std. 5 Tumbler

D Plating Finish

Extended lead-time and plating lot charges
may apply to Special and Custom finishes.

Special Finish	PN	Polished Nickel
	SN	Satin Nickel
	PB	Polished Brass
	SB	Satin Brass
	BL	Matte Black
	ST	Statuary Bronze
	CF	Custom Finish

E Key Retaining

N No Option

F Keyed Different

N No
Y Yes

G Stamp Lock

N No
Y Yes

H Master Keyed

N No
Y Yes

**USED ON THE FOLLOWING REMOVABLE CORE LOCK TYPES:**

-CAM LOCKS

-DRAWER/DOOR LOCKS

-GANG LOCKS

-DL36 SNAP BOLT LOCK

-PL40 PLUNGER LOCKS

-PL45 PLUNGER LOCKS

-AND

-PL50 PLUNGER LOCKS

Disc Tumbler B Controlled Keys

Since the beginning of 2007, our Disc Tumbler **B** (Kenstan B) keyway was made standard product offering. The **B** Keyway severely limits unauthorized key duplication since key blanks are never sold. Cut keys can only be ordered through the Kenstan factory. All new lock orders **without** keying specifications or specified key numbers will be assembled with the **B** keyway components and keys. To easily identify **B** keyway locks a "B" is marked on the Core face. Keys are sold separately from the locks.

Disc Tumbler "54G" Keys.

In an effort to minimize key proliferation, Kenstan does not include keys with **D** (54G) keyway locks. All keys must be ordered separately.

Kenstan recommends the purchase of our factory original keys to ensure smooth lock operation. Use of non-Kenstan copy keys will void the Kenstan Warranty on our locks.

Kenstan Control Keys are used to remove and replace the cores on Removable Core locks.



Item Number

To determine your item number enter the **RED** option code for each section as in the example below.

A	B	C	D
KEY	B	O	A

A Item

KEY Key

B Core Type

D Disc Tumbler
B Controlled Keyway

C Key Function

O Operating
M Master
C Control
CM Master Control

D Key Code

XXXXX Specific
Up to 5 digits
A Any
Kenstan assigns


Keymatic Pull Line of Locks



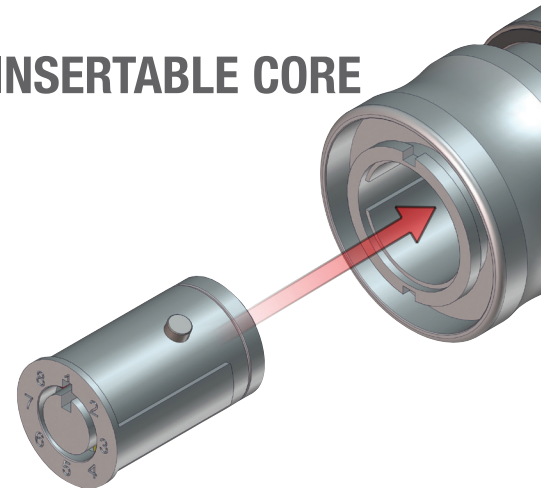
Introduction	$\frac{K^2}{1}$				
Cam Locks	$\frac{K^2}{2}$ $\frac{K^2}{3}$ $\frac{K^2}{4}$ $\frac{K^2}{5}$				
Drawer/Door Locks	$\frac{K^2}{6}$				
Gang Locks	$\frac{K^2}{7}$				
Glass Door Lock	$\frac{K^2}{8}$				
Gear Lock	$\frac{K^2}{9}$				
Snap Bolt Lock	$\frac{K^2}{10}$				
Glass Door Lock	$\frac{K^2}{11}$				
Plunger Locks	$\frac{K^2}{12}$ $\frac{K^2}{13}$ $\frac{K^2}{14}$ $\frac{K^2}{15}$				
Ratchet Locks	$\frac{K^2}{16}$				
Keys	$\frac{K^2}{17}$				



KEY FUNCTIONS AS A PULL



INSERTABLE CORE



8 LOCKS IN ONE



Keymatic Pull Line of Locks

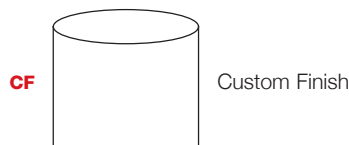
Standard Plating Finish



* Special Plating Finishes



* Custom Plating Finish



* Extended lead-time and plating lot charges may apply to Special and Custom finishes. Please call Kenstan for details.

Kenstan is proud to introduce a new line of our Keymatic (K) series locks, the **K2**.

In addition to all the features of the original Keymatic series of locks, it has three new features that will help extend the life, ease operation, and simplify installation of the lock.

The lock face and the corresponding tubular key have been redesigned by adding an interlocking feature. This interlocking feature creates a solid connection between the key and the lock. Hence, the inserted key can be used as a Pull without damaging the key or the lock.

The lock can now be ordered without the core which can be inserted later, much like our Interchangeable Core and Removable Core Locks. This will allow case builders to install the housings (without the keyed cores) into their cases, stock them and ship them to the stores. Once the cases arrive at the store, loss prevention can install the separately ordered cores and maintain complete Key Control. Of course, if the End User and/or the Case Builder prefer to receive the complete keyed lock we can ship it as such.

Delivery

At Kenstan, we assemble every lock to order and strive to meet your requested in-house date. Our standard lead time is to ship within two weeks from the receipt of your order. Rush orders and emergency services are available.

Plating

The **K2** line standard plating finish is Polished Nickel.

A wide range of special plating finishes is also available, including Satin Nickel, Polished Brass, Matte Black, Statuary Bronze, Satin Brass and Custom Finishes to match your showcase hardware.

Please note: Extended lead-time and plating lot charges may apply to Special and Custom finishes. Please call Kenstan for details.

Key Control

Keymatic locks and keys are built to a high level of precision, making key duplication very difficult. Please note: We recommend our factory original key for smooth lock operation. Use of non-Kenstan copy will void the Kenstan warranty on our locks.

We can register your keys and maintain your key plans by store, retail department, showcase/cabinets, or office and we maintain a historical database of key numbers.

The stamped number on the **K2** key will have a prefix letter "P" followed by five numerical digits of which the last one represents the lock setting (1 to 8).

The **Red Change Tool** is stamped with the same code as the operating key, except the setting code is 0.

Key Retaining vs. Non-Key Retaining Lock Function

The **K2** line standard operation is a key retaining function (captive), which means that the operating key can be removed in the locked position only; therefore, the lock cannot be accidentally left in the open/unlocked position.

K2 locks can also be supplied as non-key retaining (non-captive), which allows the key to be removed in both the locked and unlocked positions, this feature will eliminate the key pull feature on some locks.

Item Number

To determine your item number enter the **RED** option code for each section as in the example below.

A	B	C	D	E	F	G	H	I
CL	K2	05	1203	PN	Y	Y	W	106

A Lock Style

CL Cam Lock

B Core Type

K2 K² Keymatic Pull

C Housing Length

MAXIMUM MATERIAL THICKNESS

	WOOD	METAL	GLASS	BARREL LENGTH
03	1/2"	5/8"	1/2"	15/16"
04	3/4"	13/16"	11/16"	1-1/8"
05	1-1/8"	1-3/16"	1"	1-1/2"

D Cam Rotation

	LOCKED	OPEN
0312	3	12
0306	3	6
0603	6	3
0609	6	9
0912	9	12
0906	9	6
1203	12	3
1209	12	9

E Plating Finish

Extended lead-time and plating lot charges **may** apply to Special and Custom finishes.

Special Finish	PN	Polished Nickel
	SN	Satin Nickel
	PB	Polished Brass
	SB	Satin Brass
	BL	Matte Black
	ST	Statuary Bronze
	CF	Custom Finish

F Key Retaining

* Note: This option will eliminate the KEYPULL feature.

Y Yes
N* No


G Insert Core

Y Yes
N Pack Core Separately
ND Ship Core to Different Location

H Material Installation

W Wood
WF Wood Flush Mount
M Metal
GR Glass with Round Hole
GD Glass with Double "D" Hole
O Other - No Mounting Hardware

Note: Keys are not included with this lock. See page 17 to order keys.



ATTENTION: A 7/8" hole is required to mount this lock.

Note: All Cam Locks come with a 1-1/4" Straight Cam unless a different cam is chosen.

I Cam Type

STRAIGHT

101	5/8"
102	3/4"
103	7/8"
104	1"
105	1-1/8"
106	1-1/4"
107	1-3/8"
108	1-1/2"
110	1-3/4"
112	2"
116	2-1/2"

1/8" OFFSET

303	7/8"
306	1-1/4"
308	1-1/2"
312	2"

1/4" OFFSET

403	7/8"
404	1"
406	1-1/4"
408	1-1/2"
410	1-3/4"
412	2"
414	2-1/4"

3/8" OFFSET

504	1"
506	1-1/4"
508	1-1/2"
512	2"

1/2" OFFSET

606	1-1/4"
608	1-1/2"
610	1-3/4"
612	2"

5/8" OFFSET

712	2"
------------	----

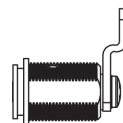
HOOK

202	3/4"
204	1"
206	1-1/4"
208	1-1/2"
210	1-3/4"

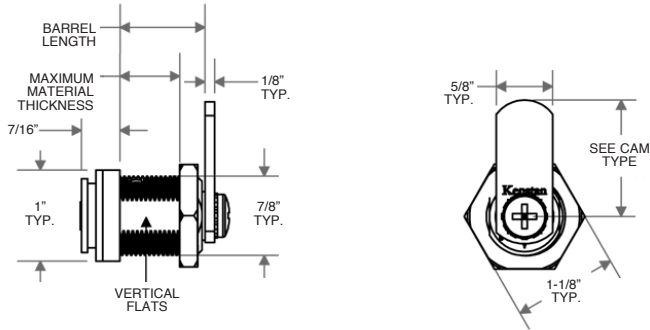
PIN CAM

P604	9/16" offset
-------------	--------------

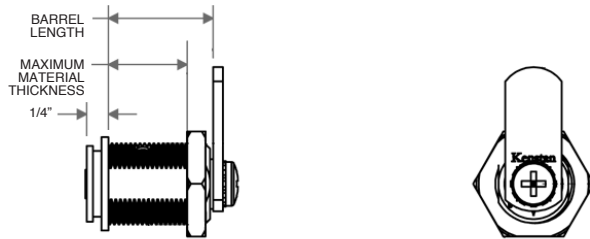
These offset Cams are not reversible.



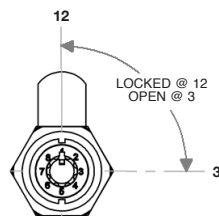
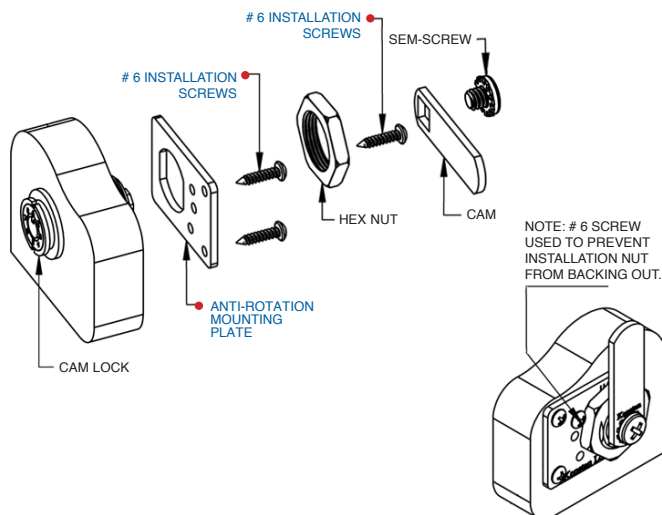
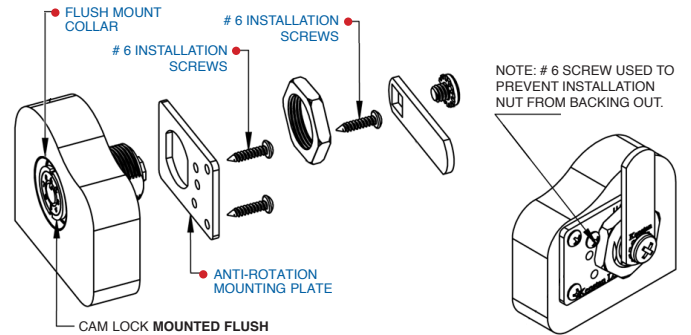
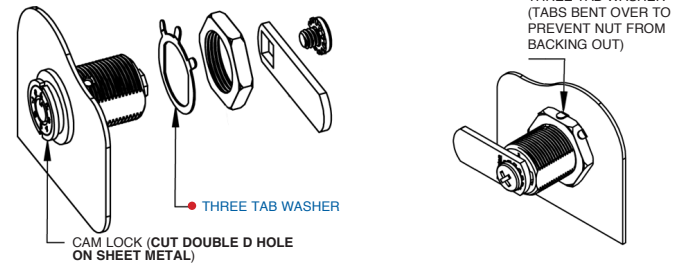
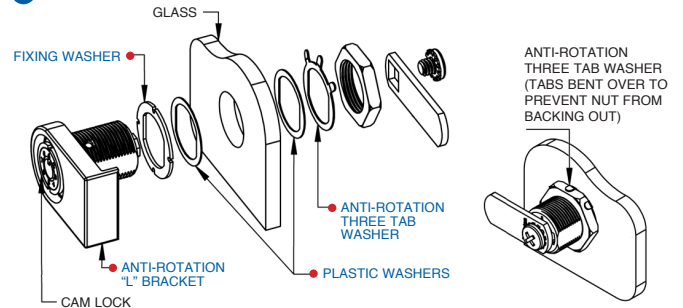
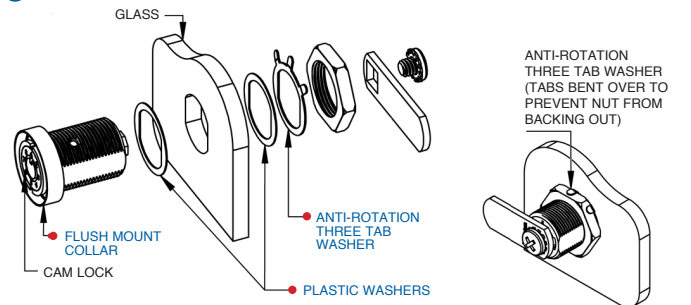
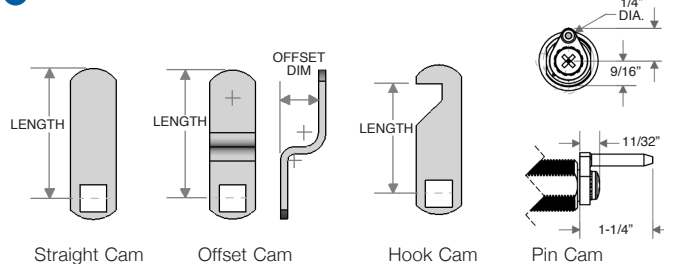
Continued

C HOUSING LENGTHS 03

A 7/8" hole is required to mount this lock.

C HOUSING LENGTHS 04 and 05

A 7/8" hole is required to mount this lock.

D CAM ROTATION EXAMPLE**H WOOD INSTALLATION W****H WOOD INSTALLATION FLUSH MOUNT WF****H METAL INSTALLATION M****H GLASS INSTALLATION - ROUND HOLE GR****H GLASS INSTALLATION - DOUBLE D HOLE GD****I CAM TYPES**

Note: All Offset cams are not reversible.

Item Number

To determine your item number enter the **RED** option code for each section as in the example below.

A	B	C	D	E	F	G	H
CL	K3	05	1203	PN	Y	W	106

A Lock Style

CL Cam Lock

B Core Type

K3 K³ Keymatic Pull

C Housing Length

MAXIMUM MATERIAL THICKNESS

	WOOD	METAL	GLASS	BARREL LENGTH
02	-	7/16"	5/16"	11/16"
03	1/2"	5/8"	1/2"	15/16"
04*	3/4"	13/16"	11/16"	1-1/8"
05	1-1/8"	1-3/16"	1"	1-1/2"
10	1-5/8"	-	-	1-13/16"
11	1-13/16"	-	-	2"
12	2-1/8"	-	-	2-3/8"
13	2-1/2"	-	-	2-13/16"
14	2-11/16"	-	-	3"
15	3"	-	-	3-3/8"

D Cam Rotation

	LOCKED	OPEN
0312	3	12
0306	3	6
0309*	3	9
0603	6	3
0612*	6	12
0609	6	9
0912	9	12
0903*	9	3
0906	9	6
1203	12	3
1206*	12	6
1209	12	9

E Plating Finish

Extended lead-time and plating lot charges may apply to Special and Custom finishes.

Special Finish	
PN	Polished Nickel
SN	Satin Nickel
PB	Polished Brass
SB	Satin Brass
BL	Matte Black
ST	Statuary Bronze
CF	Custom Finish

F Key Retaining

* Note: This option will eliminate the KEYPULL feature.

Y	Yes
N*	No


G Material Installation

W	Wood
WF	Wood Flush Mount
M	Metal
GR	Glass with Round Hole
GD	Glass with Double "D" Hole
O	Other - No Mounting Hardware

Note: Keys are not included with this lock.

See page 17 to order keys.

*Cam rotations are 170 degrees on key retaining locks. All 170 or 180 degree cam locks are clockwise, unless specified.



Note: All Cam Locks come with a 1-1/4" Straight Cam unless a different cam is chosen.

H Cam Type

STRAIGHT

101	5/8"
102	3/4"
103	7/8"
104	1"
105	1-1/8"
106	1-1/4"
107	1-3/8"
108	1-1/2"
110	1-3/4"
112	2"
116	2-1/2"

1/8" OFFSET

303	7/8"
306	1-1/4"
308	1-1/2"
312	2"

1/4" OFFSET

403	7/8"
404	1"
406	1-1/4"
408	1-1/2"
410	1-3/4"
412	2"
414	2-1/4"

3/8" OFFSET

504	1"
506	1-1/4"
508	1-1/2"
512	2"

1/2" OFFSET

606	1-1/4"
608	1-1/2"
610	1-3/4"
612	2"

5/8" OFFSET

712	2"
------------	----

HOOK

202	3/4"
204	1"
206	1-1/4"
208	1-1/2"
210	1-3/4"

PIN CAM

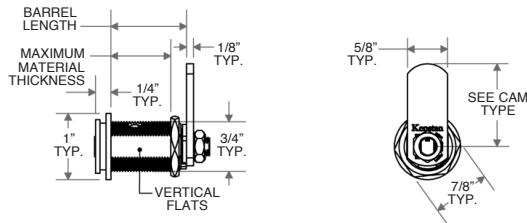
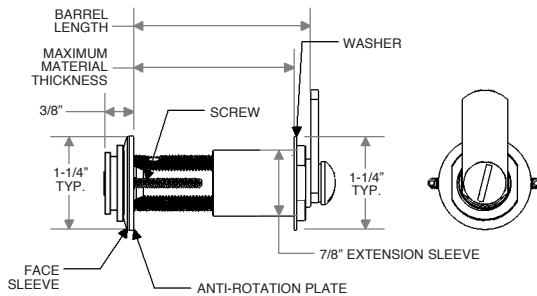
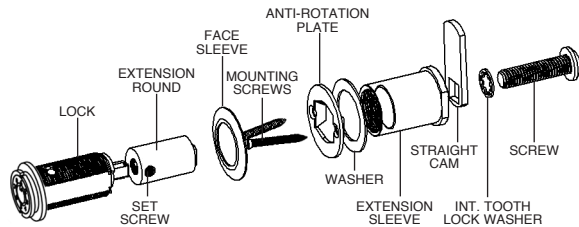
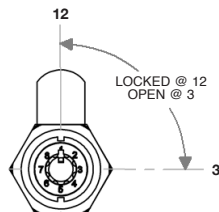
P604	9/16" offset
-------------	--------------

FOR SWITCH KIT

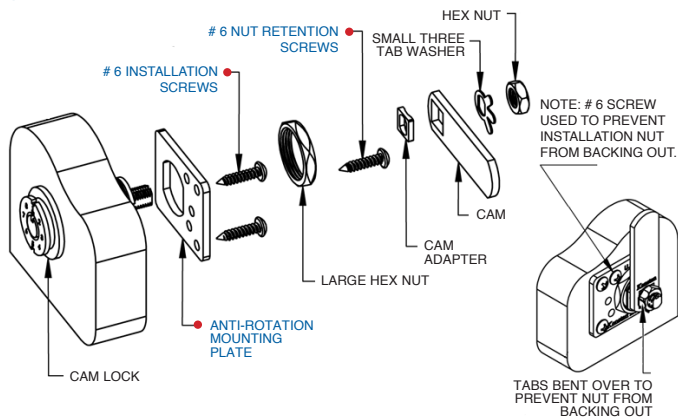
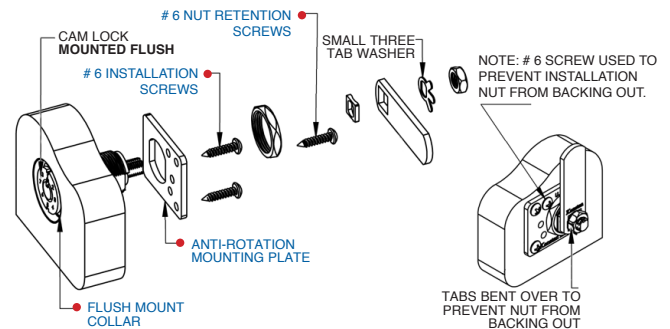
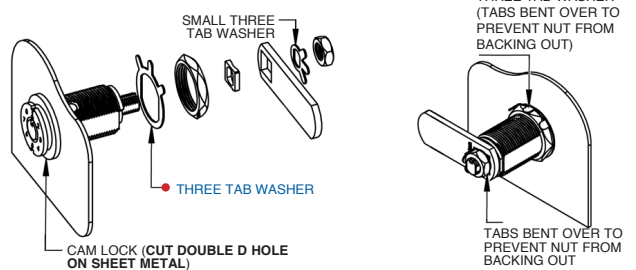
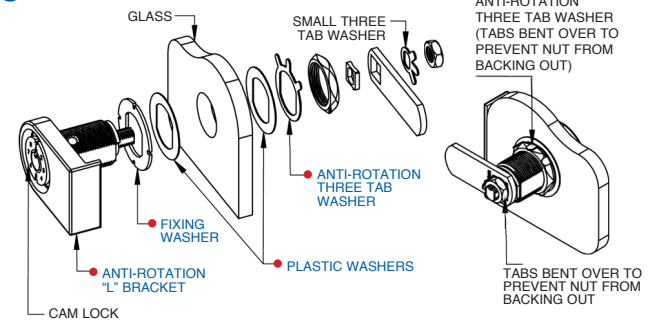
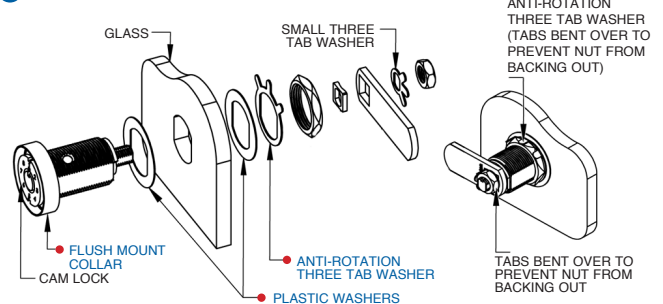
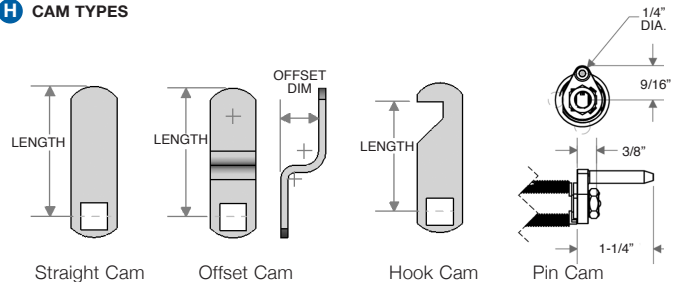
SL	No Cam*
-----------	---------

*Switch option available. See Page A10 to order switch kit.

Continued

C HOUSING LENGTHS 02, 03, 04 and 05**C HOUSING LENGTHS 10, 11, 12, 13, 14 and 15****CAM LOCK - EXPLODED VIEW****D CAM ROTATION EXAMPLE**

All 180 degree rotations are clockwise, unless specified.

G WOOD INSTALLATION W**G WOOD INSTALLATION FLUSH MOUNT WF****G METAL INSTALLATION M****G GLASS INSTALLATION - ROUND HOLE GR****G GLASS INSTALLATION - DOUBLE D HOLE GD****H CAM TYPES**

Note: All Offset cams are reversible.

Item Number

To determine your item number enter the **RED** option code for each section as in the example below.

A	B	C	D	E	F	G
DL	K2	S	2001	PN	Y	Y

A Lock Style

DL Drawer/Door Lock

B Core Type

K2 K² Keymatic Pull

C Housing Length

S 13/16"
M 1-1/16"
L 1-3/16"

D Bolt Type**STRAIGHT BOLT**

2001 1-1/16"
2002 1-11/16"
2003 2-5/16"
2004 3-1/8"

3/8" OFFSET BOLT

2205 1-5/8"

DIECAST SPRING BOLT

3209 1-5/16" Std.

INVERTED SLIDING SPRING BOLT

3410 1-5/16" Left
3411 1-5/16" Right

E Plating Finish

Extended lead-time and plating lot charges may apply to Special and Custom finishes.

Special Finish	PN	Polished Nickel
	SN	Satin Nickel
	PB	Polished Brass
	SB	Satin Brass
	BL	Matte Black
	ST	Statuary Bronze
	CF	Custom Finish

F Key Retaining

* Note: This option will eliminate the KEYPULL feature on Straight and 3/8" Offset Bolt models.

N* No
Y Yes

G Insert Core

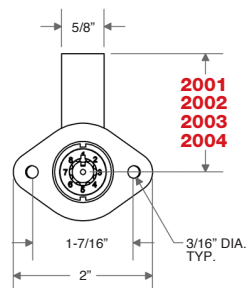
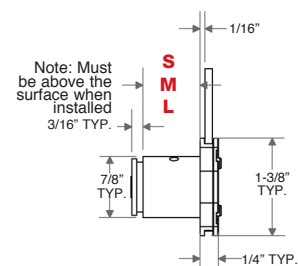
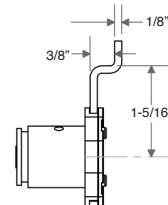
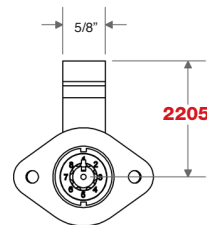
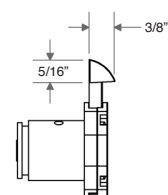
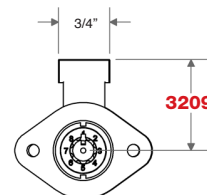
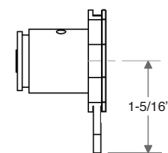
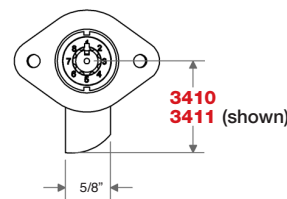
Y Yes
N Pack Core Separately
ND Ship Core to Different Location

Note: Keys are not included with this lock.
See page 17 to order keys.



"Throw" (distance bolt travels from the locked to unlocked position) is 5/16".

All dimensions shown are in the locked position.

D STRAIGHT BOLT**C HOUSING LENGTH****D 3/8" OFFSET BOLT****D DIECAST SPRING BOLT (3/16" bolt engagement recommended)****D INVERTED SLIDING SPRING BOLT**

Data Sheet

Gang Lock

GL

Item Number

To determine your item number enter the **RED** option code for each section as in the example below.

A	B	C	D	E	F	G
GL	K2	S	2448	PN	Y	Y

A Lock Style

GL Gang Lock

B Core Type

K2 K² Keymatic Pull

C Housing Length

S 13/16"
M 1-1/16"
L 1-3/16"

D Mount Style/Bar Length

Notch for Pin must be on Bottom of Drawer	FRONT MOUNT LOCKED UP	
	2424	24"
	2436	36"
	2448	48"
	24CL	Custom
Notch for Pin must be on Top of Drawer	SIDE MOUNT LOCKED UP	
	2624	24"
	2636	36"
	2648	48"
	26CL	Custom
Notch for Pin must be on Bottom of Drawer	FRONT MOUNT LOCKED DOWN	
	2824	24"
	2836	36"
	2848	48"
	28CL	Custom
Notch for Pin must be on Top of Drawer	SIDE MOUNT LOCKED DOWN	
	3024	24"
	3036	36"
	3048	48"
	30CL	Custom

E Plating Finish

Extended lead-time and plating lot charges **may** apply to Special and Custom finishes.

Special Finish	PN	Polished Nickel
	SN	Satin Nickel
	PB	Polished Brass
	SB	Satin Brass
	BL	Matte Black
	ST	Statuary Bronze
Special Finish	CF	Custom Finish

F Key Retaining

N No
Y Yes

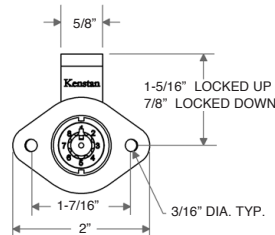
G Insert Core

Y Yes
N Pack Core Separately
ND Ship Core to Different Location

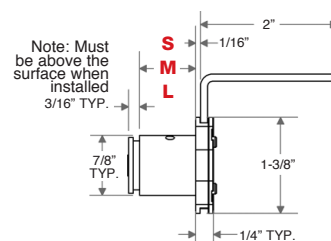
Note: Keys are not included with this lock. See page 17 to order keys.

Throw (distance bolt travels from the locked to unlocked position) is 5/16".

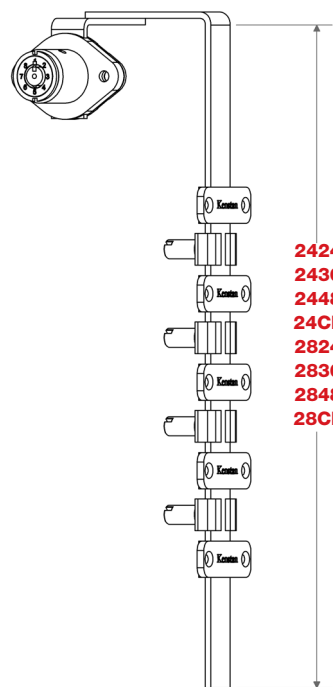
FRONT MOUNT - FRONT VIEW



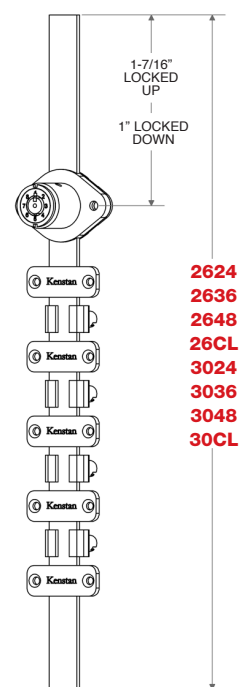
FRONT MOUNT - SIDE VIEW



FRONT MOUNT (Shown with a Gang 3C Kit)



SIDE MOUNT (Shown with a Gang 3C Kit)



Gang Lock Packages

To determine your item number enter the **RED** option code for each section as in the example below.

A	B	C
GANG	3	C

GANG 3C A kit with three adjustable stops, three 1-1/8" pins, three lock washers, and four closed bar guides.

A Package

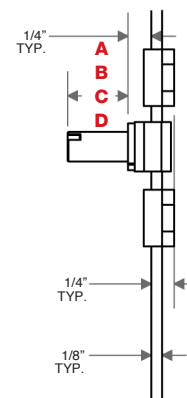
GANG

B Number of Drawers

2
3
4

C Pin Length

A 5/8"
B 3/4"
C 1-1/8"
D 1-7/8"



Item Number

To determine your item number enter the **RED** option code for each section as in the example below.

A	B	C	D	E	F	G	H
DL	K2	29	V	01	PN	Y	Y

A Lock Style

DL Door Lock

B Core Type

K2 K² Keymatic Pull

C Housing Style

29 Glass Mount Housing

D Bolt Type

V Vertical
I Inverted

E Bolt Length

01 3/8"
CL Custom

F Plating Finish

Extended lead-time and plating lot charges
may apply to Special and Custom finishes.

Special Finish	PN	Polished Nickel
	SN	Satin Nickel
	PB	Polished Brass
	SB	Satin Brass
	BL	Matte Black
	ST	Statuary Bronze
	CF	Custom Finish

G Key Retaining

N No
Y Yes

H Insert Core

Y Yes
N Pack Core Separately
ND Ship Core to Different Location

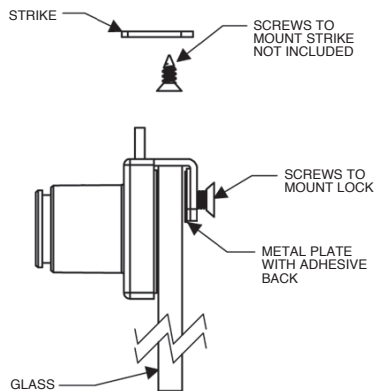
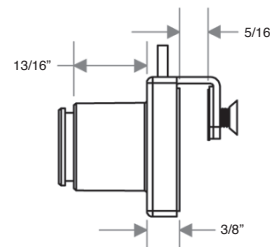
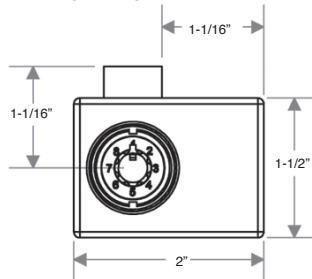
Note: Keys are not included with this lock.
See page 17 to order keys.

New

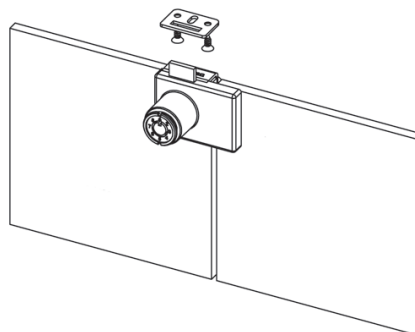


All dimensions shown are in the locked position.

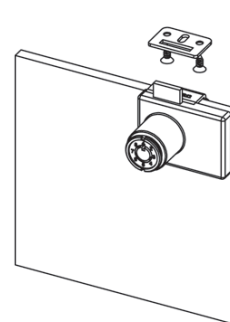
STANDARD SNAP BOLT



DOUBLE DOOR APPLICATION



SINGLE DOOR APPLICATION



Data Sheet

Item Number

To determine your item number enter the **RED** option code for each section as in the example below.

A	B	C	D	E	F	G
DL	K2	37D	N	PN	Y	Y

A Lock Style

DL Door Lock

B Core Type

K2 K² Keymatic Pull

C Housing Style/Bolt

37D Dual Gear Lock (Std.)
37S Single Gear Lock

D Bar Length

N No Bar (Standard)
C Custom

E Plating Finish

Extended lead-time and plating lot charges may apply to Special and Custom finishes.

Special Finish	PN	Polished Nickel
	SN	Satin Nickel
	PB	Polished Brass
	SB	Satin Brass
	BL	Matte Black
	ST	Statuary Bronze
	CF	Custom Finish

F Key Retaining

N No
Y Yes

G Insert Core

Y Yes
N Pack Core Separately
ND Ship Core to Different Location

Material Installation

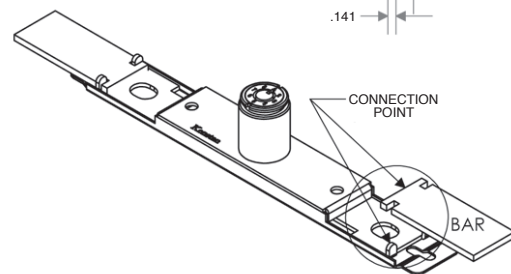
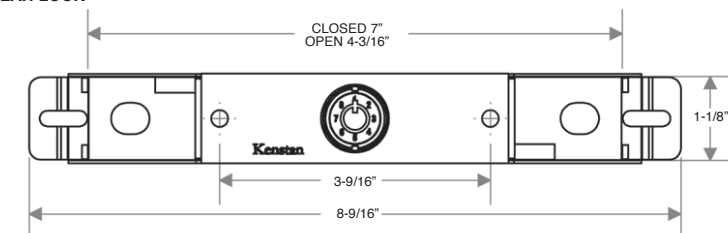
W Wood
M Metal

Note: Keys are not included with this lock. See page 17 to order keys.

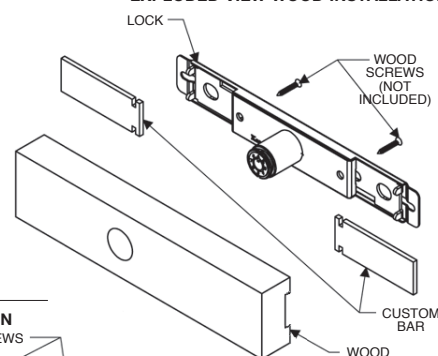


"Throw" (distance bolt travels from the locked to unlocked position) is 1.16" per side
All dimensions shown are in the locked position.

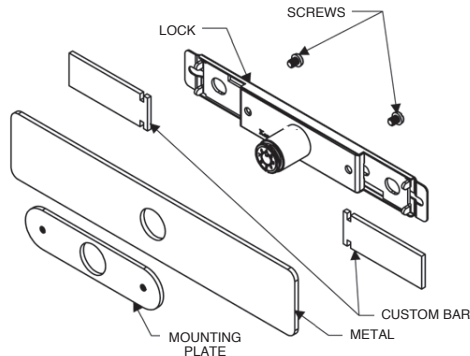
GEAR LOCK



EXPLODED VIEW WOOD INSTALLATION



EXPLODED VIEW METAL INSTALLATION



Item Number

To determine your item number enter the **RED** option code for each section as in the example below.

A	B	C	D	E	F	G
DL	K2	S	36	PN	N	Y

A Lock Style

DL Drawer/Door Lock

B Core Type

K2 K² Keymatic Pull

C Housing Length/Style

STANDARD

S 13/16"

M 1-1/16"

L 1-3/16"

LOW PROFILE

SL 13/16"

ML 1-1/16"

LL 1-3/16"

D Bolt Type

SNAP BOLT

36 3/4"

E Plating Finish

Extended lead-time and plating lot charges may apply to Special and Custom finishes.

Special Finish	PN	Polished Nickel
	SN	Satin Nickel
	PB	Polished Brass
	SB	Satin Brass
	BL	Matte Black
	ST	Statuary Bronze
	CF	Custom Finish

F Key Retaining

N No


G Insert Core

Y Yes

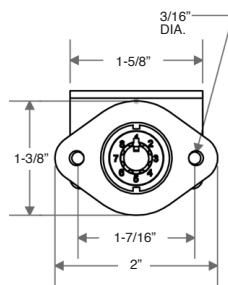
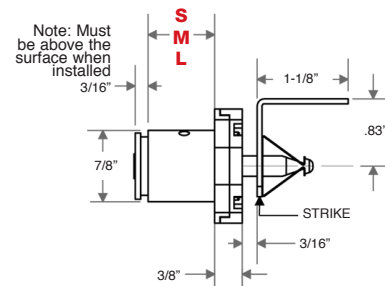
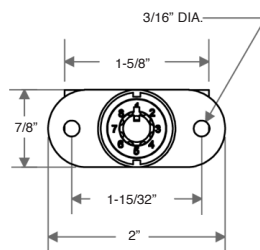
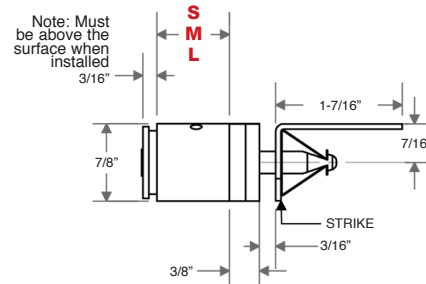
N Pack Core Separately

ND Ship Core to Different Location

Note: Keys are not included with this lock. See page 17 to order keys.



All dimensions shown are in the locked position.

D STANDARD SNAP BOLT**C HOUSING LENGTH****D LOW PROFILE SNAP BOLT****C HOUSING LENGTH**

Data Sheet

Item Number

To determine your item number enter the **RED** option code for each section as in the example below.

A	B	C	D	E	F	G	H	I
DL	K2	39	06	02	PN	Y	Y	Y

A Lock Style

DL Door Lock

B Core Type

K2 K² Keymatic Pull

C Housing Style

39 Glass Mount Housing

D Locked Position

06 6
12 12
03 3
09 9

E Bolt Length

01 15/16"
02 1-13/32" (Standard)

F Plating Finish

Extended lead-time and plating lot charges **may** apply to Special and Custom finishes.

Special Finish	PN	Polished Nickel
	SN	Satin Nickel
	PB	Polished Brass
	SB	Satin Brass
	BL	Matte Black
	ST	Statuary Bronze
	CF	Custom Finish

G Key Retaining

N No
Y Yes

H Insert Core

Y Yes
N Pack Core Separately
ND Ship Core to Different Location

I Strike

N No
01 Cup Strike

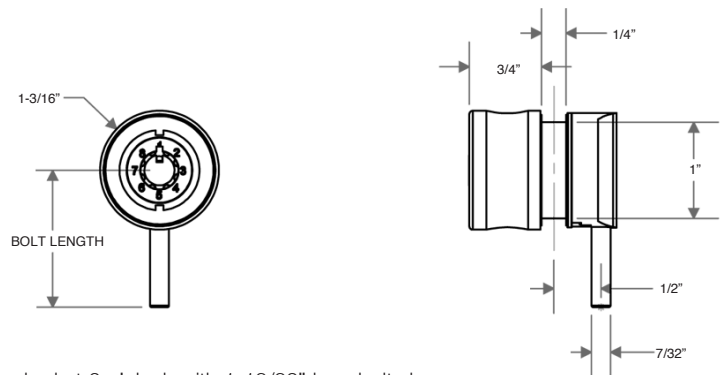
Note: Keys are not included with this lock. See page 17 to order keys.



"Throw" (distance bolt travels from the locked to unlocked position) is 0.29

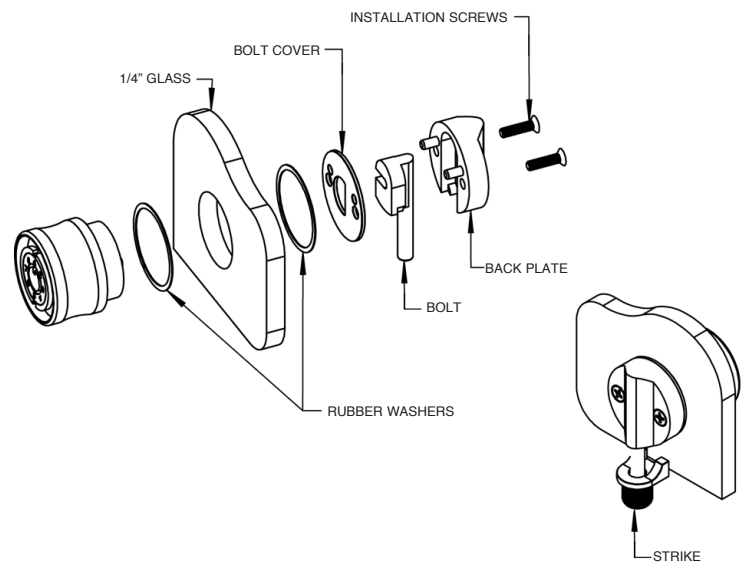
All dimensions shown are in the locked position.

GLASS DOOR LOCK (For 1/4" glass application)



Locked at 6 o'clock with 1-13/32" long bolt shown.

EXPLODED VIEW



Item Number

To determine your item number enter the **RED** option code for each section as in the example below.

A	B	C	D	E	F	G
PL	K2	40	S3	PN	Y	Y

A Lock Style

PL Plunger Lock

B Core Type

K2 K² Keymatic Pull

C Housing Style

40 Oval Flange

D Plunger Type/Length**S SERIES**

S1 3/8"
S2 7/16"
S3 5/8"

T SERIES

T1 1/4"
T3 9/16"

ROUND SERIES

R1 3/8"
R2 7/16"
R3 5/8"

ROUND EXTENDED SERIES

R4 1-3/16"
R5 1-5/16"
R6 1-11/16"
R7 2-7/16"

E Plating Finish

Extended lead-time and plating lot charges may apply to Special and Custom finishes.

Special Finish	PN	Polished Nickel
	SN	Satin Nickel
	PB	Polished Brass
	SB	Satin Brass
	BL	Matte Black
	ST	Statuary Bronze
	CF	Custom Finish

F Key Retaining

N No
Y Yes

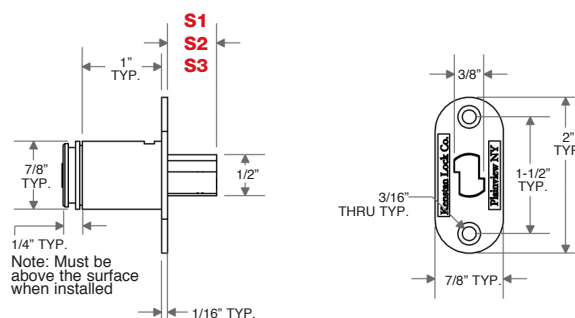
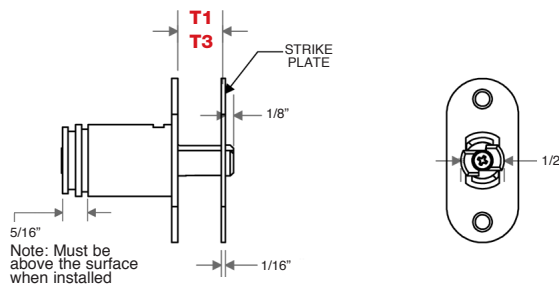
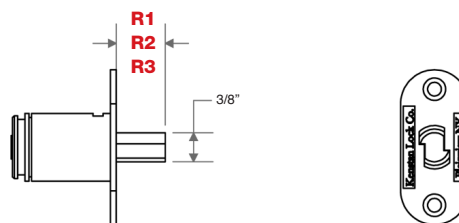
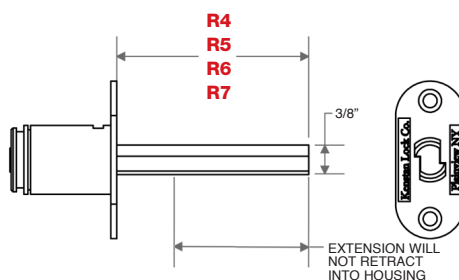
G Insert Core

Y Yes
N Pack Core Separately
ND Ship Core to Different Location

Note: Keys are not included with this lock. See page 17 to order keys.



All dimensions shown are in the locked position.

D S SERIES**D T SERIES****D ROUND SERIES****D ROUND EXTENDED SERIES (Plunger travels 9/16")**

Data Sheet

Item Number

To determine your item number enter the **RED** option code for each section as in the example below.

A	B	C	D	E	F	G
PL	K2	45	S3	PN	Y	Y

A Lock Style

PL Plunger Lock

B Core Type

K2 K² Keymatic Pull

C Housing Style

45 No Flange

D Plunger Type/Length

S SERIES

S1 3/8"
S2 7/16"
S3 5/8"

T SERIES

T1 1/4"
T3 9/16"

ROUND SERIES

R1 3/8"
R2 7/16"
R3 5/8"

ROUND EXTENDED SERIES

R4 1-3/16"
R5 1-5/16"
R6 1-11/16"
R7 2-7/16"

E Plating Finish

Extended lead-time and plating lot charges may apply to Special and Custom finishes.

Special Finish	PN	Polished Nickel
	SN	Satin Nickel
	PB	Polished Brass
	SB	Satin Brass
	BL	Matte Black
	ST	Statuary Bronze
	CF	Custom Finish

F Key Retaining

N No
Y Yes

G Insert Core

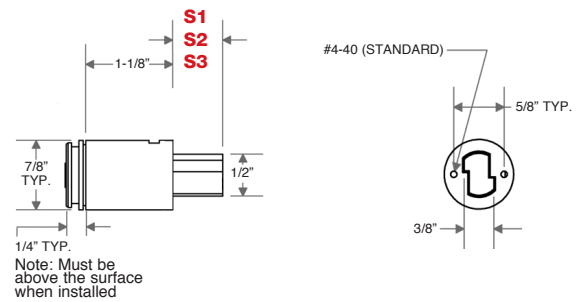
Y Yes
N Pack Core Separately
ND Ship Core to Different Location

Note: Keys are not included with this lock. See page 17 to order keys.

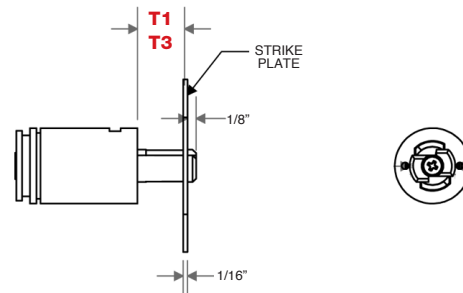


All dimensions shown are in the locked position.

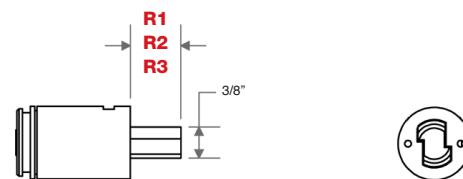
D S SERIES



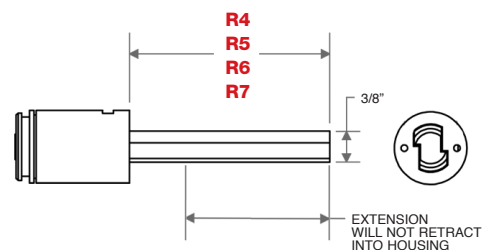
D T SERIES



D ROUND SERIES



D ROUND EXTENDED SERIES (Plunger travels 9/16")



Item Number

To determine your item number enter the **RED** option code for each section as in the example below.

A	B	C	D	E	F	G
PL	K2	49	X	PN	Y	Y

A Lock Style

PL Plunger Lock

B Core Type

K2 K² Keymatic Pull

C Housing Style

49 Through the Track Plunger

D Plunger Type

X No Option

C Plating Finish

Extended lead-time and plating lot charges **may** apply to Special and Custom finishes.

PN Polished Nickel
SN Satin Nickel
CF Custom Finish

F Key Retaining

N No
Y Yes

G Insert Core

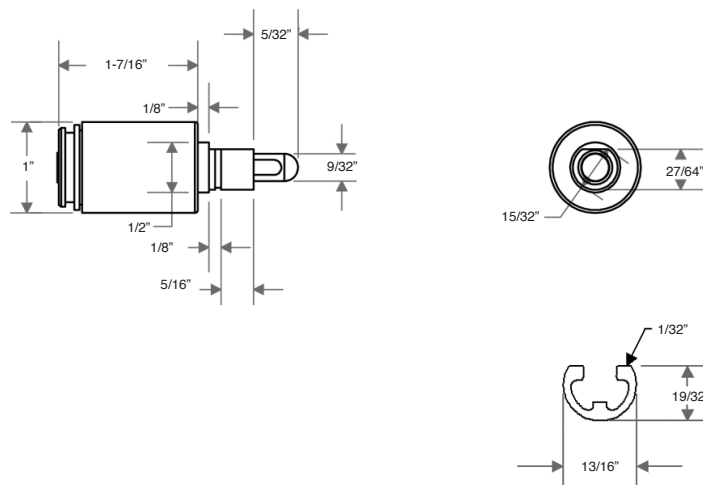
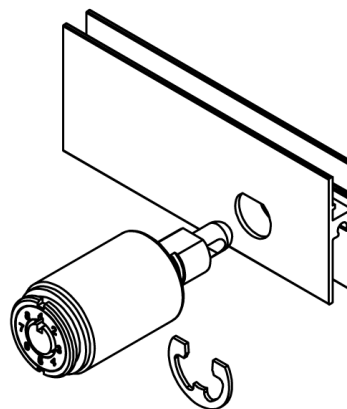
Y Yes
N Pack Core Separately
ND Ship Core to Different Location

Note: Keys are not included with this lock. See page 17 to order keys.



"Throw" (distance bolt travels from the locked to unlocked position) is 7/16".

All dimensions shown are in the locked position.

THROUGH THE TRACK PLUNGER**ISOMETRIC VIEW WITH METAL TRACK**

Data Sheet

Item Number

To determine your item number enter the **RED** option code for each section as in the example below.

A	B	C	D	E	F	G
PL	K2	50	S3	PN	Y	Y

A Lock Style

PL Plunger Lock

B Core Type

K2 K² Keymatic Pull

C Housing Style

50 Round Flange

D Plunger Type/Length

S SERIES

S1 3/8"
S2 7/16"
S3 5/8"

T SERIES

T1 1/4"
T3 9/16"

L SERIES

L3 3/8"

ROUND SERIES

R1 3/8"
R2 7/16"
R3 5/8"

ROUND EXTENDED SERIES

R4 1-3/16"
R5 1-5/16"
R6 1-11/16"
R7 2-7/16"

E Plating Finish

Extended lead-time and plating lot charges may apply to Special and Custom finishes.

Special Finish	PN	Polished Nickel
	SN	Satin Nickel
	PB	Polished Brass
	SB	Satin Brass
	BL	Matte Black
	ST	Statuary Bronze
	CF	Custom Finish

F Key Retaining

N No
Y Yes

G Insert Core

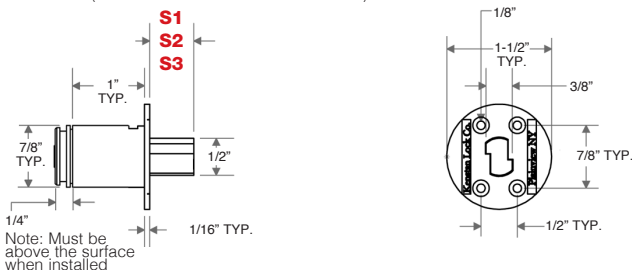
Y Yes
N Pack Core Separately
ND Ship Core to Different Location

Note: Keys are not included with this lock. See page 17 to order keys.

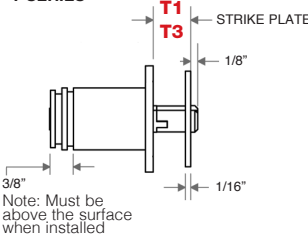


All dimensions shown are in the locked position.
NOTE: A 1.19" hole is required to mount this glass lock.

D S SERIES (Parts included same as Round Series)

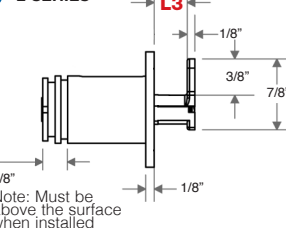


D T SERIES



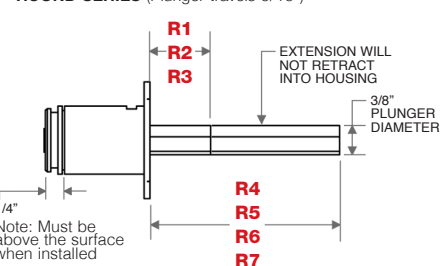
PARTS INCLUDED	QTY.
(a) DOUGHNUT	2
(b) J BRACKET (anti-rotation)	1
(c) PLASTIC WASHER	4
(d) PLASTIC SPACER	2
(e) SCREW	8
(f) STRIKE PLATE	1

D L SERIES



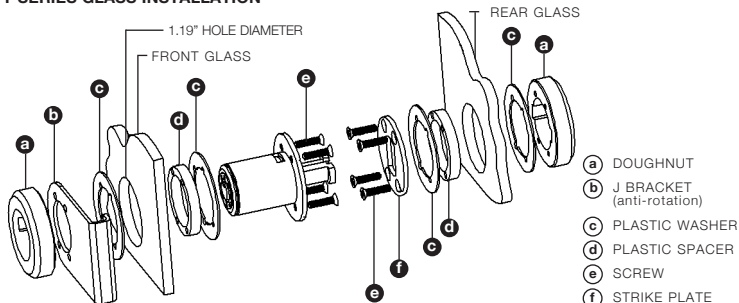
PARTS INCLUDED	QTY.
(a) DOUGHNUT	1
(b) J BRACKET (anti-rotation)	1
(c) PLASTIC WASHER	2
(d) PLASTIC SPACER	1
(e) SCREW	4

D ROUND SERIES (Plunger travels 9/16")



PARTS INCLUDED	QTY.
(a) DOUGHNUT	1
(c) PLASTIC WASHER	2
(d) PLASTIC SPACER	1
(e) SCREW	4

T SERIES GLASS INSTALLATION



Item Number

To determine your item number enter the **RED** option code for each section as in the example below.

A	B	C	D	E	F	G
RL	K2	60	B1	PN	N	Y

A Lock Style

RL Ratchet Lock

B Core Type

K2 K² Keymatic Pull

C Housing Style

60 Ratchet

D Bar Type

B1 Standard
B2 Adjustable
B5 Stick on
B6 Screw on

E Plating Finish

Extended lead-time and plating lot charges may apply to Special and Custom finishes.

PN Polished Nickel
CF Custom Finish

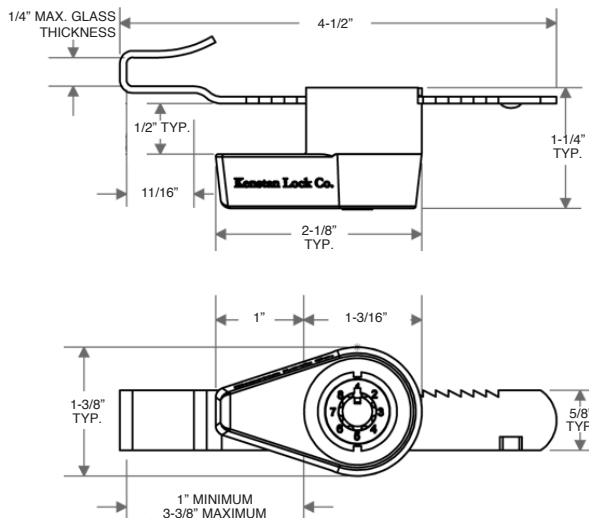
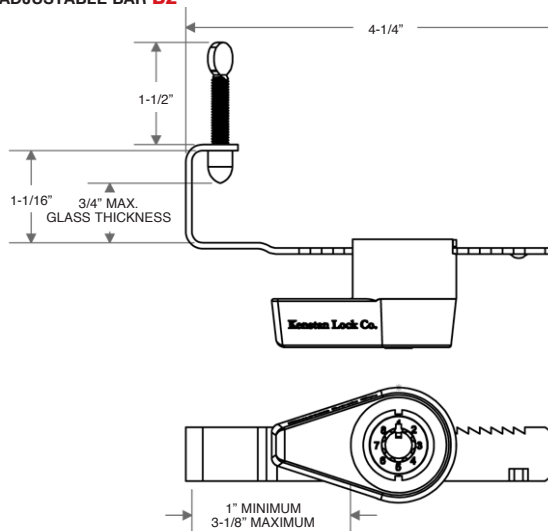
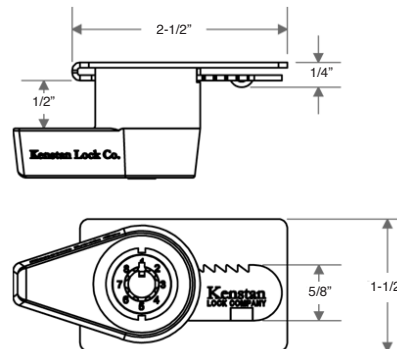
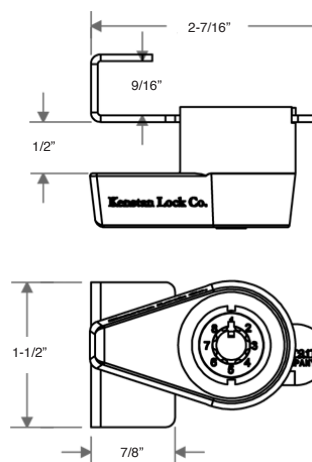
F Key Retaining

N No

G Insert Core

Y Yes
N Pack Core Separately
ND Ship Core to Different Location

Note: Keys are not included with this lock. See page 17 to order keys.

D STANDARD BAR B1**D ADJUSTABLE BAR B2****D STICK ON BAR B5****D SCREW ON BAR B6**

Data Sheet

K2 Keymatic Tubular Keys

In the retail industry, opening a showcase has always been a matter of putting the key in the lock and pulling the door or drawer open with the key. Keys and locks were never designed to be used this way. That is until now! We designed our product to accommodate how people actually use their keys. With our new **K2** Keymatic Pull Line of locks you still have the same great features of eight locks for the price of one. However, this specially tooled key interlocks with the face of the lock. Now you can use the key without the risk of damaging the keys or the lock.

Customers now have the option to color code the keys by department or lock setting (1 to 8).

The **Red Change Tool** is stamped with the same code as the operating key, except the setting code is 0.

Item Number

To determine your item number enter the **RED** option code for each section as in the example below.

A	B	C	D	E
KEY	K2	01	BE	XXXXXX

A Item

KEY Key

B Core Type

K2 K² Keymatic

C Operating Key No.

- 01** One
- 02** Two
- 03** Three
- 04** Four
- 05** Five
- 06** Six
- 07** Seven
- 08** Eight


D Cover Color

- BE** Blue
- OR** Orange
- PN** Polished Nickel
- BL** Black
- PE** Purple
- GN** Green
- YE** Yellow
- WH** White

E Key Code

- XXXXXX** Specific Up to 6 digits
- A** Any Kenstan assigns

OPERATING KEY COLORS



BE
Blue



PE
Purple



OR
Orange



GN
Green



PN
Polished Nickel




YE
Yellow



BL
Black



WH
White



RED CHANGE TOOL TOOL

Item Number

KEY	K2	TOOL	XXXXXX
-----	----	------	--------



Keymatic Line of Locks



Introduction	$\frac{K}{1}$					
Cam Locks	$\frac{K}{2}$ $\frac{K}{3}$					
Drawer/Door Locks	$\frac{K}{4}$					
Gang Locks	$\frac{K}{5}$					
Snap Bolt Lock	$\frac{K}{6}$					
Plunger Locks	$\frac{K}{7}$ $\frac{K}{8}$ $\frac{K}{9}$ $\frac{K}{10}$ $\frac{K}{11}$					
Z Bolt Locks	$\frac{K}{12}$					
Ratchet Locks	$\frac{K}{13}$					
Keys	$\frac{K}{14}$					



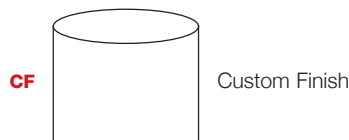
Standard Plating Finish



* Special Plating Finishes



* Custom Plating Finish



* Extended lead-time and plating lot charges may apply to Special and Custom finishes. Please call Kenstan for details.

Keymatic Line of Locks

Our **K** line offers excellent security in a variety of lock types that can be keyed to thousands of different key codes. Each key code has eight individual operating keys 1 through 8, used one at a time to operate the lock. Our **Red Change Tool** can reset the lock to allow a new operating key (within the assigned code) to open the lock any time a key is lost or stolen – truly eight locks in one.

Locks can be keyed alike, individually or in groups

Delivery

At Kenstan, we assemble every lock to order and strive to meet your requested in-house date. Our standard lead time is to ship within two weeks from the receipt of your order. Rush orders and emergency services are available.

Plating

The **K** line standard plating finish is Polished Nickel.

A wide range of special plating finishes is also available, including Satin Nickel, Polished Brass, Matte Black, Statuary Bronze, Satin Brass and Custom Finishes to match your showcase hardware.

Please note: Extended lead-time and plating lot charges may apply to Special and Custom finishes. Please call Kenstan for details.

Key Control

Keymatic locks and keys are built to a high level of precision, making key duplication very difficult. Please note: We recommend our factory original key for smooth lock operation. Use of non-Kenstan copy will void the Kenstan warranty on our locks.

We can register your keys and maintain your key plans by store, retail department, showcase/cabinets, or office and we maintain a historical database of key numbers.

All operating keys are stamped with a two-digit, alpha numeric date code, a four-digit, numeric Keymatic code and a one-digit, numeric setting code (from 1 to 8) with a matching color coded key cover.

The **Red Change Tool** is stamped with the same code as the operating key, except without the setting code.

Key Retaining vs. Non-Key Retaining Lock Function

The **K** line standard operation is a key retaining function (captive), which means that the operating key can be removed in the locked position only; therefore, the lock cannot be accidentally left in the open/unlocked position.

K locks can also be supplied as non-key retaining (non-captive), which allows the key to be removed in both the locked and unlocked position.

Designer Note: For true captive operation, the use of our captive key locks must be coordinated with sliding door showcase design. The use of non by-passing sliding doors is recommended to restrict door movement and ensure key removal only when the doors are in the secure position.

Item Number

To determine your item number enter the **RED** option code for each section as in the example below.

A	B	C	D	E	F	G	H
CL	K	05	1203	PN	Y	W	106

A Lock Style

CL Cam Lock

B Core Type

K Keymatic

C Housing Length

MAXIMUM MATERIAL THICKNESS

	WOOD	METAL	GLASS	BARREL LENGTH
02	-	7/16"	1/4"	11/16"
03	9/16"	5/8"	1/2"	15/16"
04*	3/4"	7/8"	11/16"	1-1/8"
05	1-1/8"	1-1/8"	1"	1-1/2"
10	1-5/8"	-	-	1-13/16"
11	1-7/8"	-	-	2"
12	2-3/16"	-	-	2-3/8"
13	2-1/2"	-	-	2-13/16"
14	2-3/4"	-	-	3"
15	3"	-	-	3-3/8"

D Cam Rotation

	LOCKED	OPEN
0312	3	12
0306	3	6
0309	3	9
0603	6	3
0612	6	12
0609	6	9
0912	9	12
0903	9	3
0906	9	6
1203	12	3
1206	12	6
1209	12	9

E Plating Finish

Extended lead-time and plating lot charges may apply to Special and Custom finishes.

Special Finish	PN	Polished Nickel
	SN	Satin Nickel
	PB	Polished Brass
	SB	Satin Brass
	BL	Matte Black
	ST	Statuary Bronze
	CF	Custom Finish


F Key Retaining

Y Yes
N No

G Material Installation

W Wood
M Metal
GR Glass with Round Hole
GD Glass with Double "D" Hole
O Other - No Mounting Hardware

Note: Keys are not included with this lock.
See page 14 to order keys.



Note: All Cam Locks come with a 1-1/4" Straight Cam unless a different cam is chosen.

H Cam Type

STRAIGHT

101	5/8"
102	3/4"
103	7/8"
104	1"
105	1-1/8"
106	1-1/4"
107	1-3/8"
108	1-1/2"
110	1-3/4"
112	2"
116	2-1/2"

1/8" OFFSET

303	7/8"
306	1-1/4"
308	1-1/2"
312	2"

1/4" OFFSET

403	7/8"
404	1"
406	1-1/4"
408	1-1/2"
410	1-3/4"
412	2"
414	2-1/4"

3/8" OFFSET

504	1"
506	1-1/4"
508	1-1/2"
512	2"

1/2" OFFSET

606	1-1/4"
608	1-1/2"
610	1-3/4"
612	2"

5/8" OFFSET

712	2"
------------	----

HOOK

202	3/4"
204	1"
206	1-1/4"
208	1-1/2"
210	1-3/4"

PIN CAM

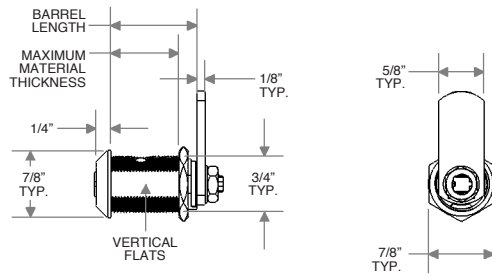
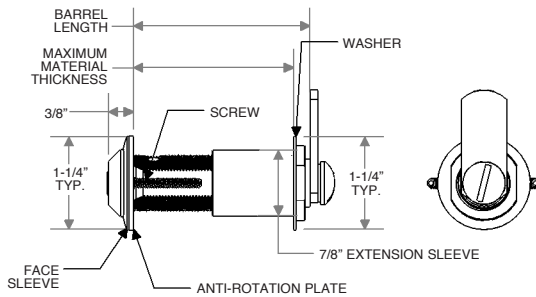
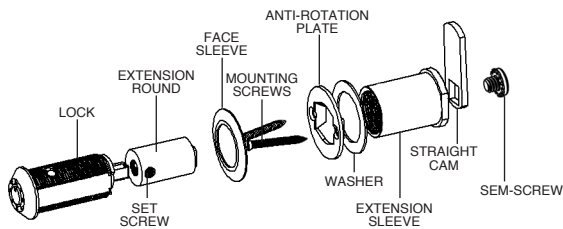
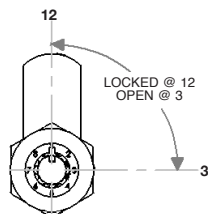
P604	9/16" offset
-------------	--------------

FOR SWITCH KIT

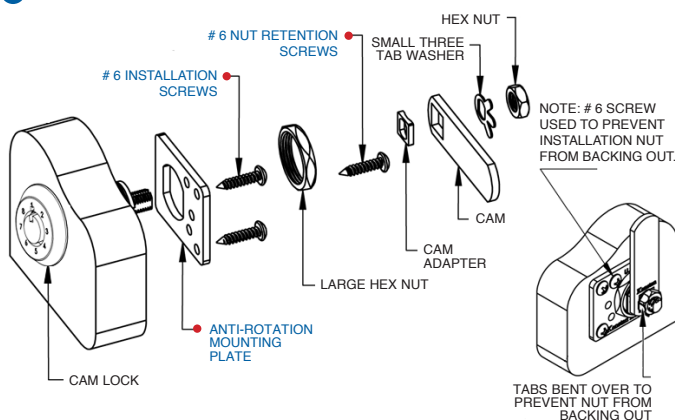
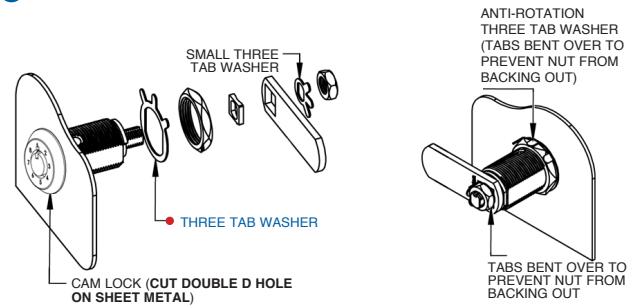
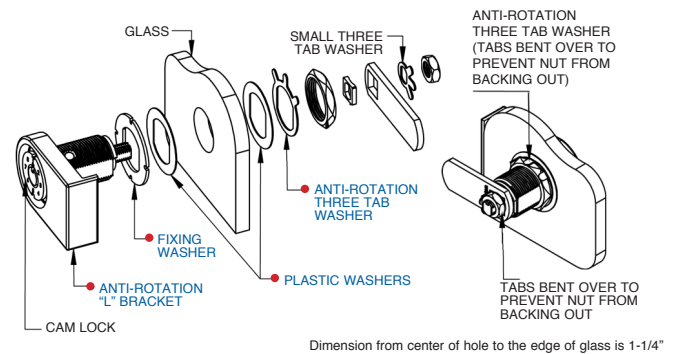
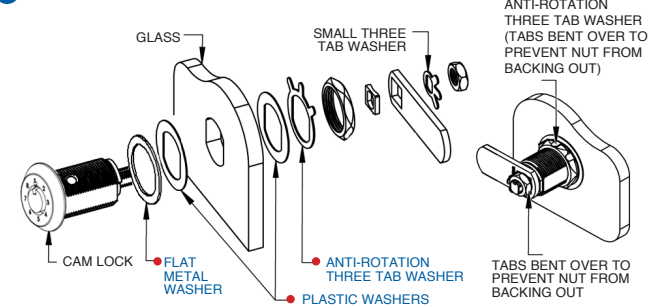
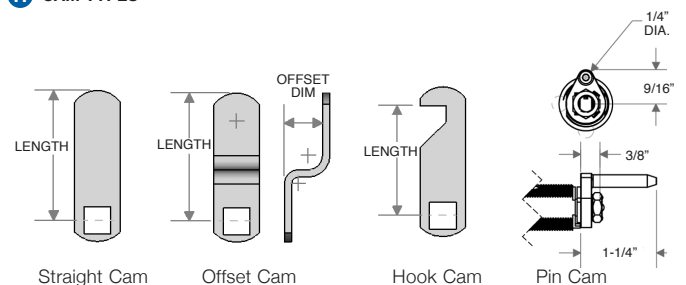
SL	No Cam*
-----------	---------

*Switch option available. See Page A10 to order switch kit.

Continued

C HOUSING LENGTHS 02, 03, 04 and 05**C HOUSING LENGTHS 10, 11, 12, 13, 14 and 15****CAM LOCK - EXPLODED VIEW****D CAM ROTATION EXAMPLE**

All 180 degree rotations are clockwise, unless specified.

G WOOD INSTALLATION W**G METAL INSTALLATION M****G GLASS INSTALLATION - ROUND HOLE GR****G GLASS INSTALLATION - DOUBLE D HOLE GD****H CAM TYPES**

Note: All Offset cams are reversible.

Item Number

To determine your item number enter the **RED** option code for each section as in the example below.

A	B	C	D	E	F
DL	K	S	2001	PN	Y

A Lock Style

DL Drawer/Door Lock

B Core Type

K Keymatic

C Housing Length

S 13/16"
M 1-1/16"
L 1-3/16"

D Bolt Type

STRAIGHT BOLT

2001 1-1/16"
2002 1-11/16"
2003 2-5/16"
2004 3-1/8"

3/8" OFFSET BOLT

2205 1-5/8"

DIECAST SPRING BOLT

3209 1-5/16" Std.

INVERTED SLIDING SPRING BOLT

3410 1-5/16" Left
3411 1-5/16" Right

E Plating Finish

Extended lead-time and plating lot charges may apply to Special and Custom finishes.

Special Finish	PN	Polished Nickel
	SN	Satin Nickel
	PB	Polished Brass
	SB	Satin Brass
	BL	Matte Black
	ST	Statuary Bronze
	CF	Custom Finish

F Key Retaining

* Option available only on Straight Bolt and 3/8" Offset Bolt models.

N No
Y* Yes

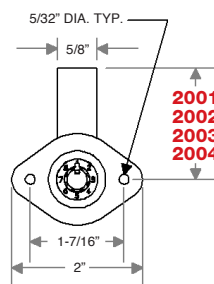
Note: Keys are not included with this lock. See page K14 to order keys.



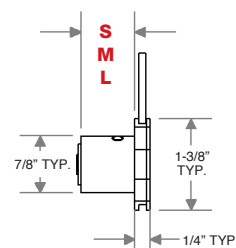
"Throw" (distance bolt travels from the locked to unlocked position) is 5/16".

All dimensions shown are in the locked position.

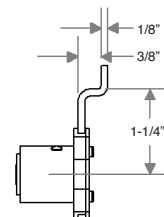
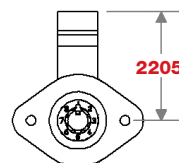
D STRAIGHT BOLT



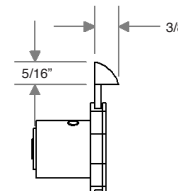
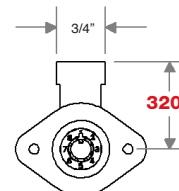
C HOUSING LENGTH



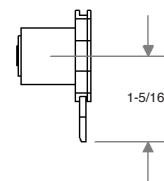
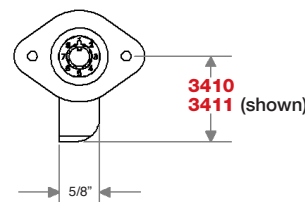
D 3/8" OFFSET BOLT



D DIECAST SPRING BOLT (3/16" bolt engagement recommended)



D INVERTED SLIDING SPRING BOLT



Data Sheet

Item Number

To determine your item number enter the **RED** option code for each section as in the example below.

A	B	C	D	E	F
GL	K	S	2448	PN	Y

A Lock Style
GL Gang Lock

B Core Type
K Keymatic

C Housing Length
S 13/16"
M 1-1/16"
L 1-3/16"

D Mount Style/Bar Length

Notch for Pin must be on Bottom of Drawer	FRONT MOUNT LOCKED UP	
	2424	24"
	2436	36"
	2448	48"
	24CL	Custom
	24NO	No Bar
Notch for Pin must be on Top of Drawer	SIDE MOUNT LOCKED UP	
	2624	24"
	2636	36"
	2648	48"
	26CL	Custom
	FRONT MOUNT LOCKED DOWN	
	2824	24"
	2836	36"
	2848	48"
	28CL	Custom
	28NO	No Bar
	SIDE MOUNT LOCKED DOWN	
	3024	24"
	3036	36"
	3048	48"
	30CL	Custom

E Plating Finish
Extended lead-time and plating lot charges may apply to Special and Custom finishes.

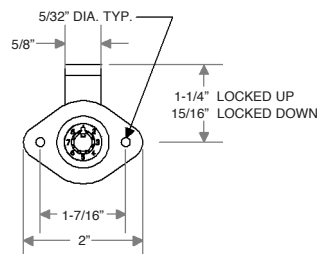
Special Finish	PN	Polished Nickel
	SN	Satin Nickel
	PB	Polished Brass
	SB	Satin Brass
	BL	Matte Black
	ST	Statuary Bronze
	CF	Custom Finish

F Key Retaining
N No
Y Yes

Note: Keys are not included with this lock. See page K14 to order keys.

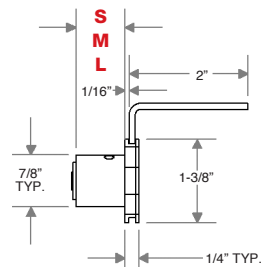
Throw (distance bolt travels from the locked to unlocked position) is 5/16".

FRONT MOUNT - FRONT VIEW

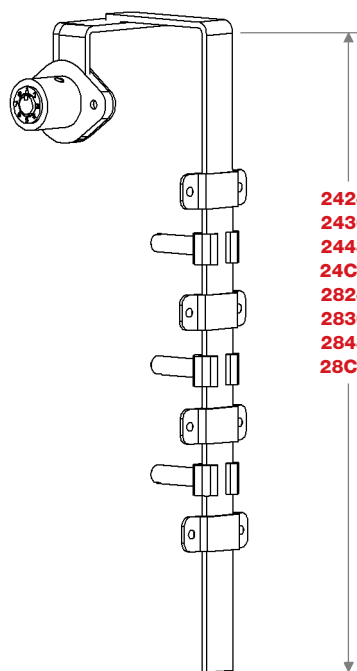


FRONT MOUNT (Shown with a Gang 3C Kit)

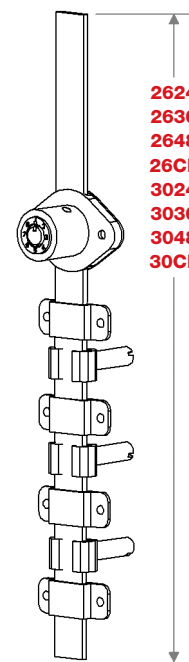
FRONT MOUNT - SIDE VIEW



SIDE MOUNT (Shown with a Gang 3C Kit)



2424
2436
2448
24CL
2824
2836
2848
28CL



2624
2636
2648
26CL
3024
3036
3048
30CL

Gang Lock Packages

To determine your item number enter the **RED** option code for each section as in the example below.

A	B	C
GANG	3	C

GANG 3C A kit with three adjustable stops, three 1-1/8" pins, three lock washers, and four closed bar guides.

A Package	
GANG	
B Number of Drawers	Price
2	\$ 6.86
3	9.93
4	13.76
C Pin Length	
A	5/8"
B	3/4"
C	1-1/8"
D	1-7/8"

Item Number

To determine your item number enter the **RED** option code for each section as in the example below.

A	B	C	D	E	F
DL	K	M	36	PN	N

A Lock Style

DL Drawer/Door Lock

B Core Type

K Keymatic

C Housing Length

S 13/16"
M 1-1/16"
L 1-3/16"

D Bolt Type

SNAP BOLT
36 3/4"

E Plating Finish


Extended lead-time and plating lot charges **may** apply to Special and Custom finishes.

Special Finish	PN	Polished Nickel
	SN	Satin Nickel
	PB	Polished Brass
	SB	Satin Brass
	BL	Matte Black
	ST	Statuary Bronze
	CF	Custom Finish

F Key Retaining

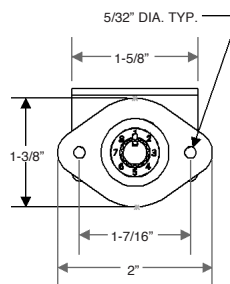
N No

Note: Keys are not included with this lock. See page K14 to order keys.

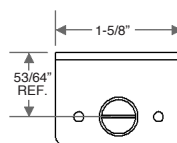


All dimensions shown are in the locked position.

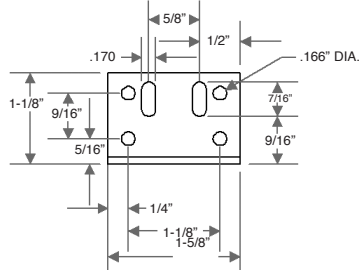
D SNAP BOLT



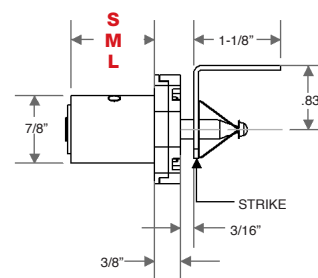
STRIKE FRONT VIEW



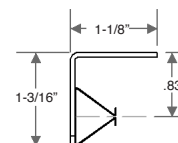
STRIKE TOP VIEW



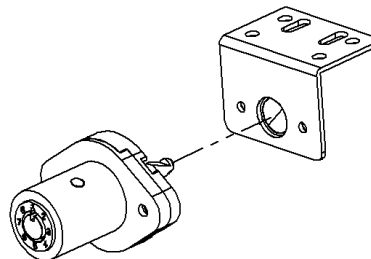
C HOUSING LENGTH



STRIKE SIDE VIEW



ISOMETRIC VIEW



Data Sheet

Item Number

To determine your item number enter the **RED** option code for each section as in the example below.

A	B	C	D	E	F
PL	K	40	S3	PN	Y

A Lock Style

PL Plunger Lock

B Core Type

K Keymatic

C Housing Style

40 Oval Flange

D Plunger Type/Length

S SERIES

S1 3/8"
S2 7/16"
S3 5/8"

T SERIES

T1 1/4"
T3 9/16"

ROUND SERIES

R1 3/8"
R2 7/16"
R3 9/16"

ROUND EXTENDED SERIES

R4 1-3/16"
R5 1-5/16"
R6 1-11/16"
R7 2-7/16"

E Plating Finish


Extended lead-time and plating lot charges may apply to Special and Custom finishes.

Special Finish	PN	Polished Nickel
	SN	Satin Nickel
	PB	Polished Brass
	SB	Satin Brass
	BL	Matte Black
	ST	Statuary Bronze
	CF	Custom Finish

F Key Retaining

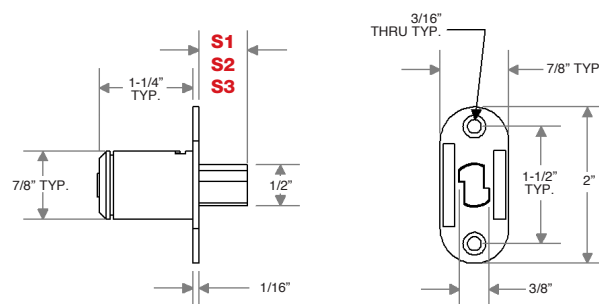
N No
Y Yes

Note: Keys are not included with this lock. See page K14 to order keys.

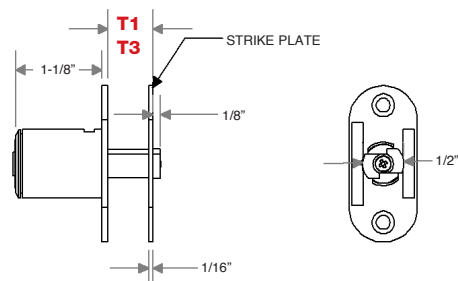


All dimensions shown are in the locked position.

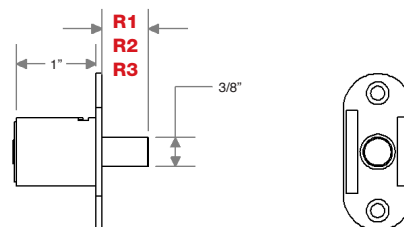
D S SERIES



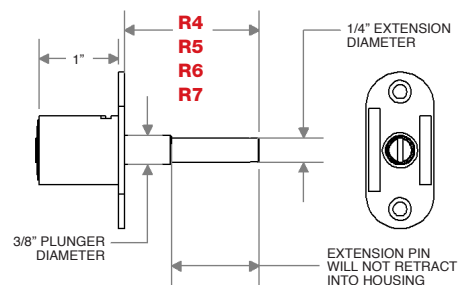
D T SERIES



D ROUND SERIES



D ROUND EXTENDED SERIES (Plunger travels 9/16")



Item Number

To determine your item number enter the **RED** option code for each section as in the example below.

A	B	C	D	E	F
PL	K	45	S3	PN	Y

A Lock Style

PL Plunger Lock

B Core Type

K Keymatic

C Housing Style

45 No Flange

D Plunger Type/Length**S SERIES**

S1	3/8"
S2	7/16"
S3	5/8"

T SERIES

T1	1/4"
T3	9/16"

ROUND SERIES

R1	3/8"
R2	7/16"
R3	9/16"

ROUND EXTENDED SERIES

R4	1-3/16"
R5	1-5/16"
R6	1-11/16"
R7	2-7/16"

E Plating Finish

Extended lead-time and plating lot charges may apply to Special and Custom finishes.

Special Finish	PN	Polished Nickel
	SN	Satin Nickel
	PB	Polished Brass
	SB	Satin Brass
	BL	Matte Black
	ST	Statuary Bronze
	CF	Custom Finish

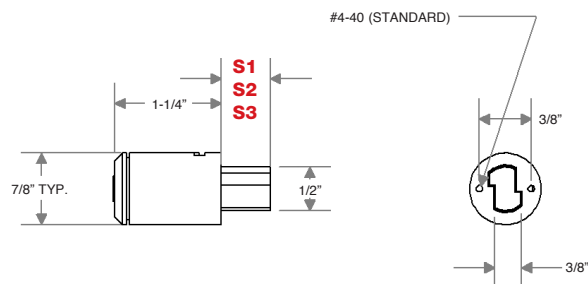
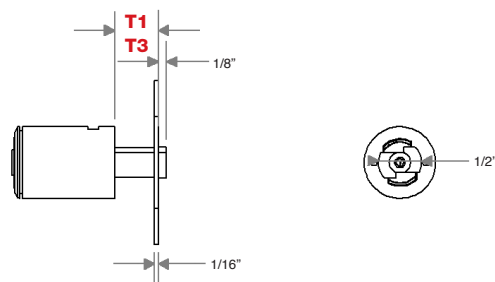
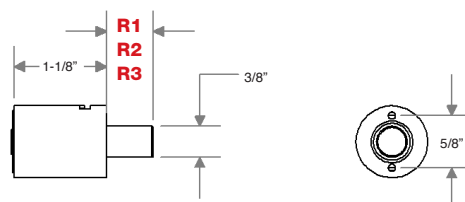
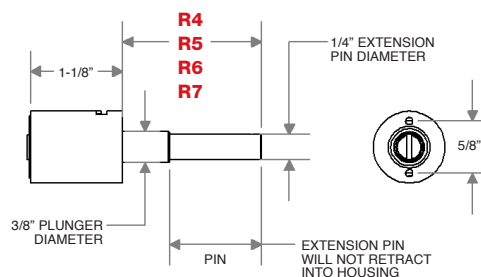
F Key Retaining

N	No
Y	Yes

Note: Keys are not included with this lock. See page K14 to order keys.



All dimensions shown are in the locked position.

D S SERIES**D T SERIES****D ROUND SERIES****D ROUND EXTENDED SERIES (Plunger travels 9/16")**

Data Sheet

Item Number

To determine your item number enter the **RED** option code for each section as in the example below.

A	B	C	D	E	F
PL	K	49	X	PN	Y

A Lock Style
PL Plunger Lock

B Core Type
K Keymatic

C Housing Style
49 Through the Track Plunger

D Plunger Type
X No Option

C Plating Finish
Extended lead-time and plating lot charges may apply to Special and Custom finishes.
PN Polished Nickel
SN Satin Nickel
CF Custom Finish

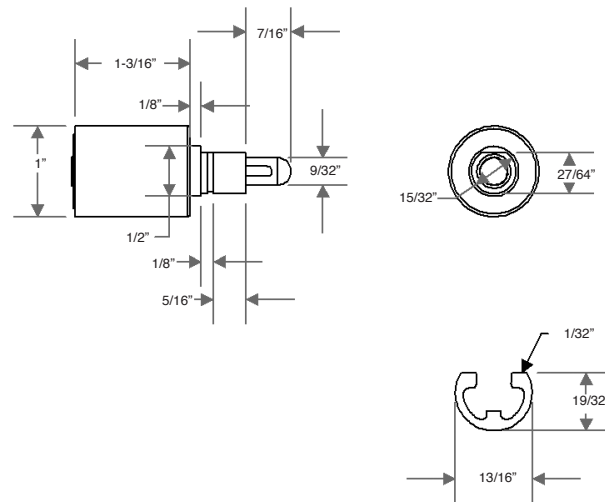
F Key Retaining
N No
Y Yes

Note: Keys are not included with this lock. See page K14 to order keys.

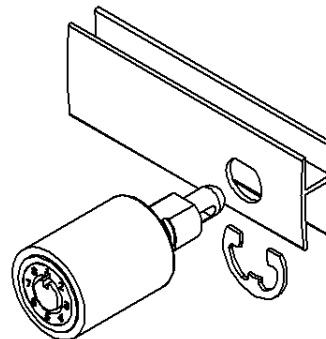


"Throw" (distance bolt travels from the locked to unlocked position) is 7/16".
All dimensions shown are in the locked position.

THROUGH THE TRACK PLUNGER



ISOMETRIC VIEW WITH METAL TRACK



Item Number

To determine your item number enter the **RED** option code for each section as in the example below.

A	B	C	D	E	F
PL	K	50	S3	PN	Y

A Lock Style

PL Plunger Lock

B Core Type

K Keymatic

C Housing Style

50 Round Flange

D Plunger Type/Length**S SERIES**

S1 3/8"
S2 7/16"
S3 5/8"

T SERIES

T1 1/4"
T3 9/16"

T SERIES

L3 3/8"

ROUND SERIES

R1 3/8"
R2 7/16"
R3 9/16"

ROUND EXTENDED SERIES

R4 1-3/16"
R5 1-5/16"
R6 1-11/16"
R7 2-7/16"

E Plating Finish

Extended lead-time and plating lot charges may apply to Special and Custom finishes.

Special Finish	PN	Polished Nickel
	SN	Satin Nickel
	PB	Polished Brass
	SB	Satin Brass
	BL	Matte Black
	ST	Statuary Bronze
	CF	Custom Finish

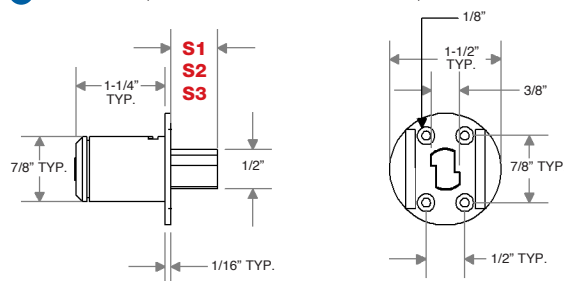
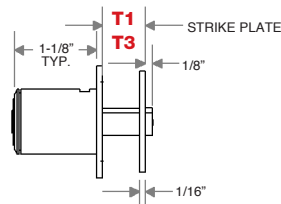
F Key Retaining

N No
Y Yes

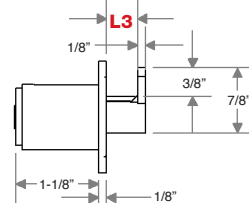
Note: Keys are not included with this lock. See page K14 to order keys.



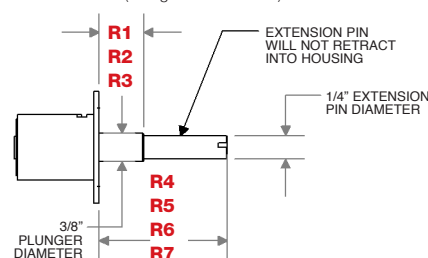
All dimensions shown are in the locked position.

D S SERIES (Parts included same as Round Series)**D T SERIES**

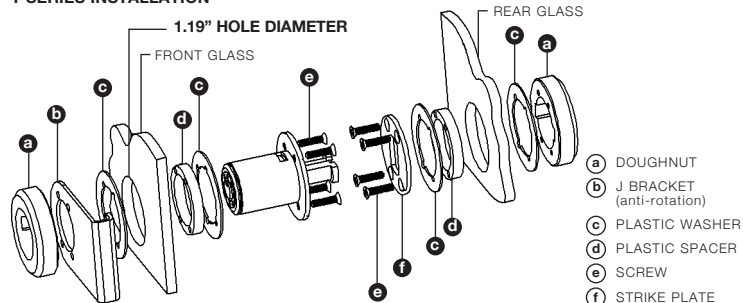
PARTS INCLUDED	QTY.
(a) DOUGHNUT	2
(b) J BRACKET (anti-rotation)	1
(c) PLASTIC WASHER	4
(d) PLASTIC SPACER	2
(e) SCREW	8
(f) STRIKE PLATE	1

D L SERIES

PARTS INCLUDED	QTY.
(a) DOUGHNUT	1
(b) J BRACKET (anti-rotation)	1
(c) PLASTIC WASHER	2
(d) PLASTIC SPACER	1
(e) SCREW	4

D ROUND SERIES (Plunger travels 9/16")

PARTS INCLUDED	QTY.
(a) DOUGHNUT	1
(c) PLASTIC WASHER	2
(d) PLASTIC SPACER	1
(e) SCREW	4

T SERIES INSTALLATION

Data Sheet

Item Number

To determine your item number enter the **RED** option code for each section as in the example below.

A	B	C	D	E	F
PL	K	51	B6	PN	N

A Lock Style
PL Plunger Lock

B Core Type
K Keymatic

C Housing Style
51 Key Hole Lock

D Material Thickness/Plunger


	MATERIAL THICKNESS	PLUNGER LENGTH
SHORT BACK 1.20		
B3	1/4"	3/4" Std.
B4	3/8"	5/8"
LONG BACK 2.08		
B6	1/4"	1-1/2" Std.
B7	3/8"	1-3/8"
B8	7/8"	1-1/32"

E Plating Finish
Extended lead-time and plating lot charges may apply to Special and Custom finishes.

Special Finish	PN	Polished Nickel
	SN	Satin Nickel
	PB	Polished Brass
	SB	Satin Brass
	BL	Matte Black
	ST	Statuary Bronze
	CF	Custom Finish

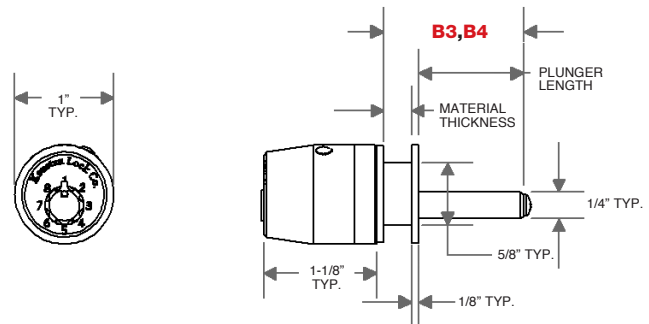
F Key Retaining
N No
Y Yes

Note: Keys are not included with this lock. See page K14 to order keys.

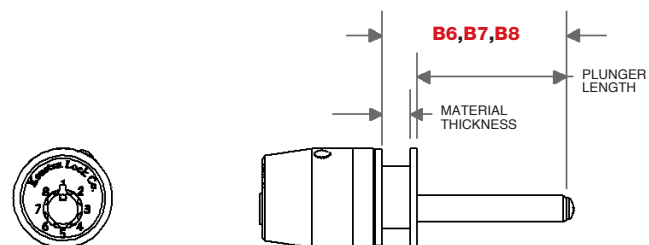


All dimensions shown are in the locked position.

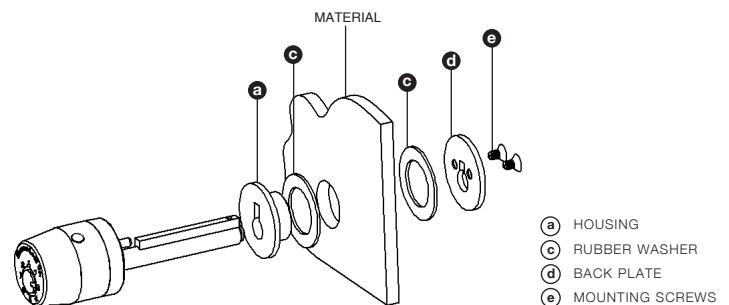
D SHORT PLUNGER



D LONG PLUNGER



KEY HOLE LOCK – EXPLODED VIEW



Item Number

To determine your item number enter the **RED** option code for each section as in the example below.

A	B	C	D	E	F
ZL	K	38	Z1	PN	Y

A Lock Style

ZL Z Bolt Lock

B Core Type

K Keymatic

C Housing Style

38 Sliding Door
Dead Bolt

D Plunger Type/Length**SMALL HOUSING BOLT**

Z1 5/16" Std.
Z2 1/2"
Z3 13/16"

LARGE HOUSING BOLT

Z5 5/16" Std.
Z6 1/2"

E Plating Finish


Extended lead-time and plating lot charges may apply to Special and Custom finishes.

Special Finish	PN	Polished Nickel
	SN	Satin Nickel
	PB	Polished Brass
	SB	Satin Brass
	BL	Matte Black
	ST	Statuary Bronze
	CF	Custom Finish

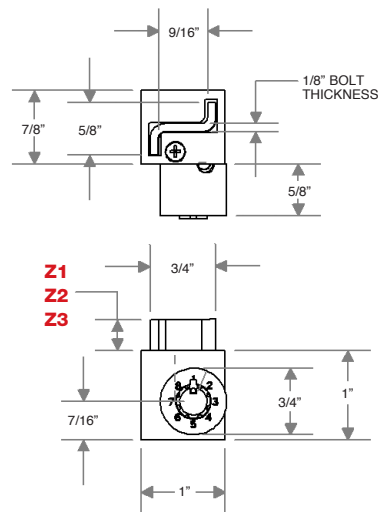
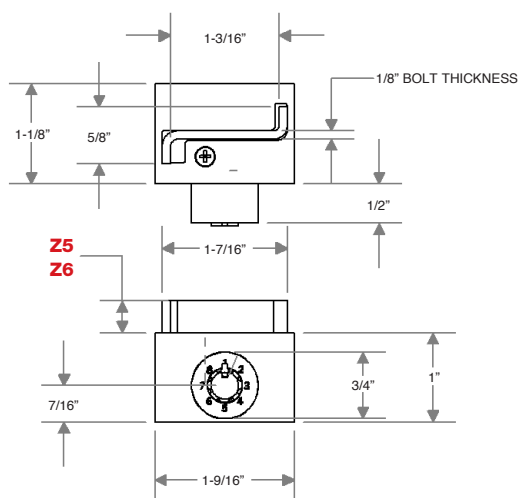
F Key Retaining

N No
Y Yes

Note: Keys are not included with this lock. See page K14 to order keys.



All dimensions shown are in the locked position.

D SMALL HOUSING**D LARGE HOUSING**

Data Sheet

Item Number

To determine your item number enter the **RED** option code for each section as in the example below.

A	B	C	D	E	F
RL	K	60	B1	PN	N

A Lock Style
RL Ratchet Lock

B Core Type
K Keymatic

C Housing Style
60 Ratchet

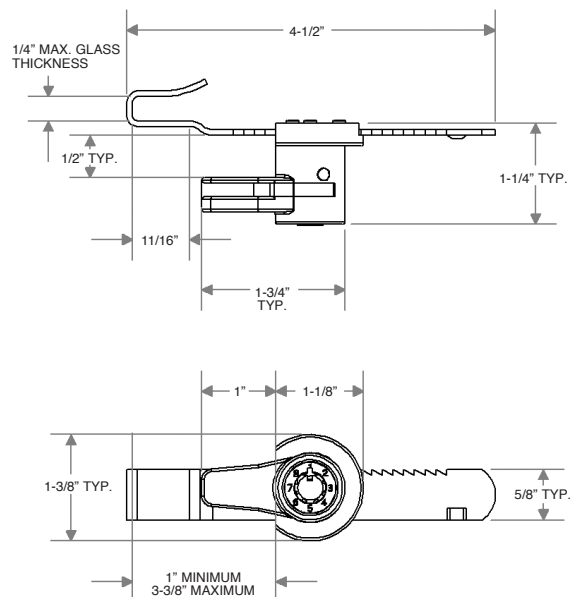
D Bar Type
B1 Standard
B2 Adjustable
B5 Stick on
B6 Screw on

E Plating Finish
Extended lead-time and plating lot charges **may** apply to Special and Custom finishes.
PN Polished Nickel
SN Satin Nickel
CF Custom Finish

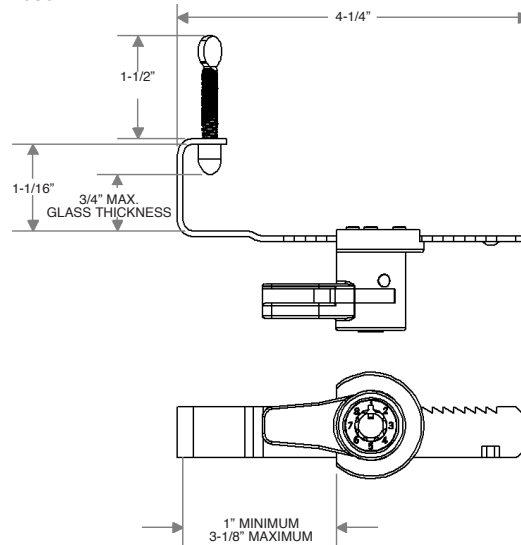
F Key Retaining
N No

Note: Keys are not included with this lock. See page K14 to order keys.

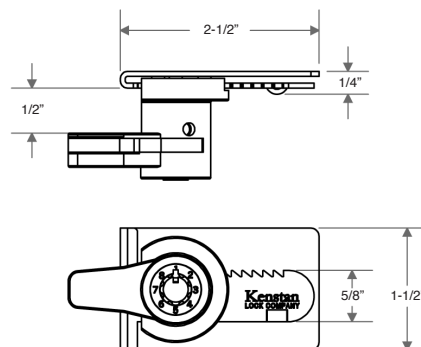
D STANDARD BAR B1



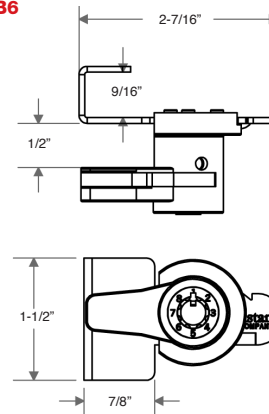
D ADJUSTABLE BAR B2



D ADJUSTABLE BAR B5



D ADJUSTABLE BAR B6



Keymatic Tubular Keys

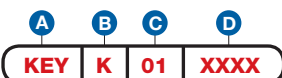
Keymatic locks utilize industry standard K137 tubular keys combined with **non-industry standard size cuts**. Standard tubular keys are cut on a machine using a .156 diameter size cutting blade; Kenstan uses a CNC milling machine and .093 size cutter to meet our tight tolerances and avoid cutting the key tip and degrading the key. A typical lock shop may be capable of producing a workable duplicate key, but the Kenstan warranty will be void if our Factory Original keys are not used with our locks. Use of unauthorized duplicates will inevitably cause the lock to become misaligned and possibly suffer irreversible damage.

Kenstan Original Keymatic operating keys and Change Tools can be ordered by referencing the stamp number on the keys. The first two letters represent a manufacturing date code and the next 3 or 4 numbers represent the Keymatic key code. The final dash and number from 1 to 8 represent the setting within the key code for operating keys only. All operating keys starting in late 2003 come standard with a colored key cover representing dash numbers 1 thru 8. The Change Tool does not have the final dash and number; the large red stop sign shaped cover notes the special purpose of changing the Keymatic lock setting only.

If keys have been lost or stolen, you can reference the Keymatic code number stamped on the lock housings, cams or bolts.

Item Number

To determine your item number enter the **RED** option code for each section as in the example below.



A Item
KEY Key

B Core Type
K Keymatic

C Operating Key/Change Tool

01	Orange
02	Blue
03	Yellow
04	Green
05	White
06	Pink
07	Purple
08	Tan
TOOL	Red Change Tool

D Key Code

XXXX	Specific Up to 4 digits
A	Any Kenstan assigns

01 (Orange)



OPERATING KEY # 02 (Blue)



OPERATING KEY # 03 (Yellow)



OPERATING KEY # 04 (Green)



OPERATING KEY # 05 (White)



OPERATING KEY # 06 (Pink)



OPERATING KEY # 07 (Purple)



OPERATING KEY # 08 (Tan)

RED CHANGE TOOL **TOOL**

Introduction	M 1					
Cam Locks	M 2 M 3					
Drawer/Door Locks	M 4					
Gang Locks	M 5					
Snap Bolt Lock	M 6					
Plunger Locks	M 7 M 8 M 9 M 10 M 11					
Ratchet Locks	M 12					
Core	M 13					
Keys	M 14					





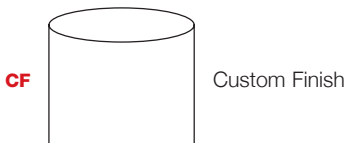
Standard Plating Finish



*Special Plating Finishes



*Custom Plating Finish



Biaxial Pin Line Locks featuring Medeco® Core

The **M** line offers superior security in a variety of showcase and cabinet locks with thousands of high-security precision cut key combinations. Some **M** line locks are also available in a **Removable Core** version.

Locks can be keyed alike, individually or in groups and can be master or grand master keyed. The unique double-locking mechanism renders our cylinders virtually pick-proof.

Delivery

At Kenstan, we assemble every lock to order and strive to meet your requested in-house date. Our standard lead time is to ship within two weeks from the receipt of your order. Rush orders and emergency services are available.

Plating

The **M** line standard plating finish is Polished Nickel housing with a Satin Chrome core.

A wide range of special plating finishes is also available, including Polished Brass, Satin Brass, Statuary Bronze, Matte Black and Custom Finishes to match your showcase hardware.

Please note: Extended lead-time and plating lot charges may apply to Special and Custom finishes. Please call Kenstan for details.

Key Control and Resistance to Attack

The security of any locking system depends on two critical factors: physical strength against picking/drilling/forcing and controlling duplication of existing keys. The **M** line has countered these by the following:

- Hardened steel inserts were added to protect the keyway, shear line and sidebar areas.
- Biaxial locks employ offset chisel-pointed pins to make picking virtually impossible.
- **M** line keys must be cut on special key cutting machines that reproduce the angled cuts to match the Biaxial chisel point pins.
- Every **M** line key blank is accounted for and its release controlled by the factory and marked for end-user identification.
- We will process extra key orders only with an authorized signature.

Key Retaining vs. Non-Key Retaining Lock Function

The **M** line standard operation is a key retaining function (captive), which means that the operating key can be removed in the locked position only. Therefore, the lock cannot be accidentally left in the open/unlocked position.

M locks can also be supplied as non-key retaining (non-captive), which allows the key to be removed in both the locked and unlocked position.

Designer note: For true captive operation, the use of our captive key locks must be coordinated with sliding door showcase design. The use of non by-passing sliding doors is recommended to restrict door movement and ensure key removal only when the doors are in the secure position.

* Extended lead-time and plating lot charges may apply to Special and Custom finishes. Please call Kenstan for details.

Item Number

To determine your item number enter the **RED** option code for each section as in the example below.

A	B	C	D	E	F	G	H	I	J	K
CL	H	04	1203	PN	Y	Y	Y	N	W	106

A Lock Style

CL Cam Lock

B Core Type

M Medeco® Biaxial
H Medeco® Biaxial m³
R Medeco® Biaxial - Removable Core
G Medeco® Biaxial m³ - Removable Core

C Housing Length

MAXIMUM MATERIAL THICKNESS

	WOOD	METAL	GLASS	BARREL LENGTH
02	-	3/8"	1/4"	11/16"
03	1/2"	9/16"	7/16"	7/8"
04*	13/16"	7/8"	3/4"	1-1/8"
05	1-3/16"	1-1/4"	1-1/8"	1-1/2"
10	1-9/16"	-	-	1-3/4"
11	1-7/8"	-	-	2"
12	2-1/4"	-	-	2-3/8"
13	2-1/2"	-	-	2-3/4"
14	2-3/4"	-	-	3"
15	3-1/8"	-	-	3-3/8"

D Cam Rotation

	LOCKED	OPEN	LOCKED	OPEN
0312	3	12	0912	9
0306	3	6	0903	9
0309	3	9	0906	9
0612	6	12	1203	12
0603	6	3	1206	12
0609	6	9	1209	12

E Plating Finish

Extended lead-time and plating lot charges may apply to Special and Custom finishes.

Special Finish	PN	Polished Nickel w/Satin Chrome Core
	PB	Polished Brass
	SB	Satin Brass
	BL	Matte Black
	ST	Statuary Bronze
	CF	Custom Finish

F Key Retaining

N* No
Y Yes

G Keyed Different

N No
Y Yes

H Stamp Lock

N No
Y Yes

I Master Keyed

N No
Y Yes
G Grand Master

J Material Installation

W Wood
M Metal
GR Glass with Round Hole
GD Glass with Double "D" Hole
O Other - No Mounting Hardware



Note: All Cam Locks come with a 1-1/4" Straight Cam unless a different cam is chosen.

K Cam Type

STRAIGHT

101	5/8"
102	3/4"
103	7/8"
104	1"
105	1-1/8"
106	1-1/4"
107	1-3/8"
108	1-1/2"
110	1-3/4"
112	2"
116	2-1/2"

1/8" OFFSET

303	7/8"
306	1-1/4"
308	1-1/2"
312	2"

1/4" OFFSET

403	7/8"
404	1"
406	1-1/4"
408	1-1/2"
410	1-3/4"
412	2"
414	2-1/4"

3/8" OFFSET

504	1"
506	1-1/4"
508	1-1/2"
512	2"

1/2" OFFSET

606	1-1/4"
608	1-1/2"
610	1-3/4"
612	2"

5/8" OFFSET

712	2"
------------	----

HOOK

202	3/4"
204	1"
206	1-1/4"
208	1-1/2"
210	1-3/4"

PIN CAM

P604	9/16" offset
-------------	--------------

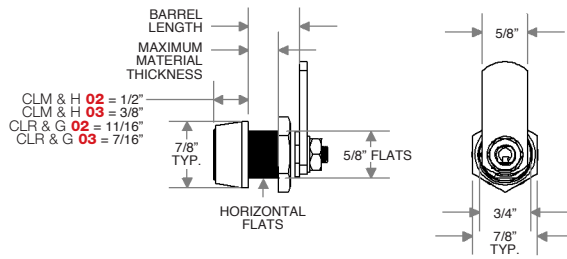
FOR SWITCH KIT

SL	No Cam*
-----------	---------

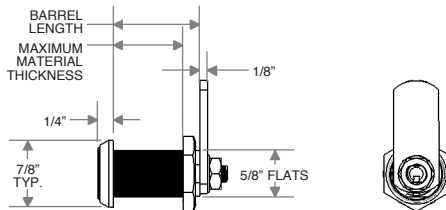
*Switch option available. See Page A10 to order switch kit.

Continued

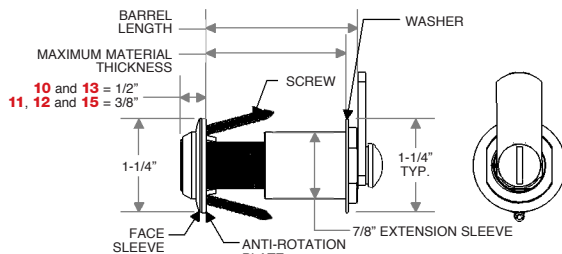
HOUSING LENGTHS 02 and 03



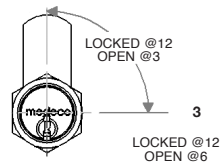
HOUSING LENGTH 04 and 05



HOUSING LENGTHS 10, 11, 12, 13, 14 and 15

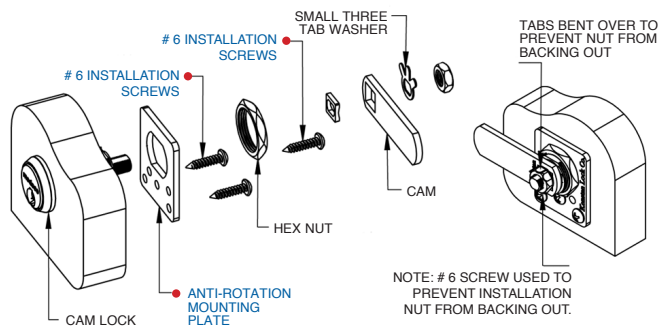


CAM ROTATIONS EXAMPLE

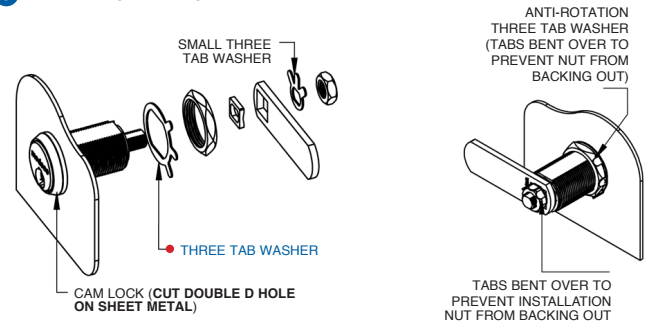


All non-key retaining 90 degree rotations are custom - call Kenstan.
All 180 degree rotations are clockwise, unless specified.

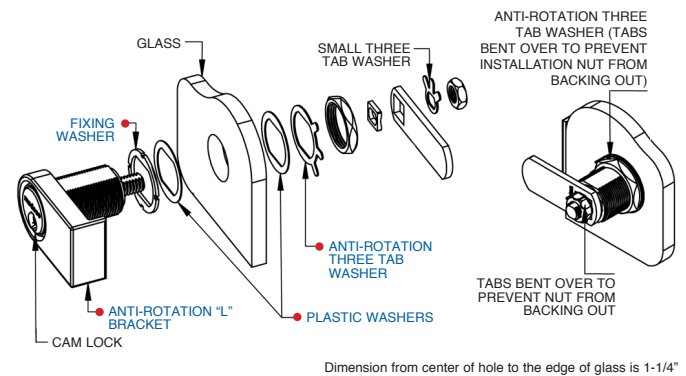
J WOOD INSTALLATION W



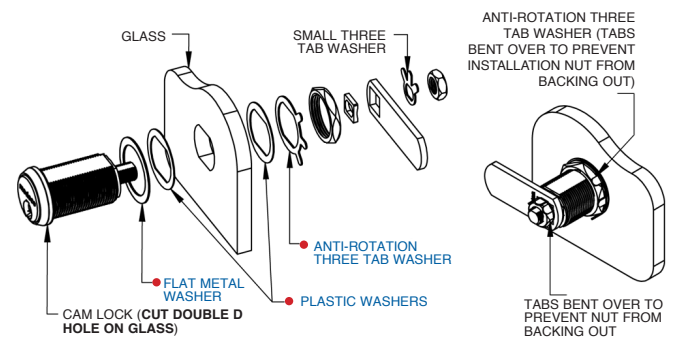
J METAL INSTALLATION M



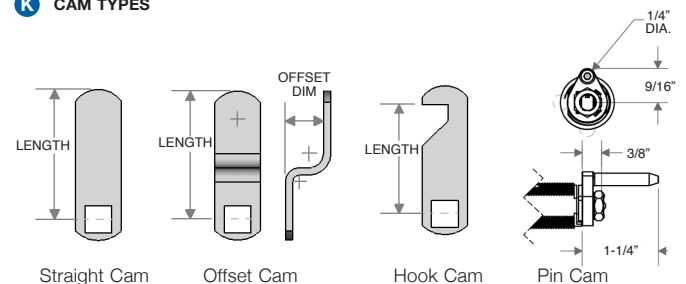
J GLASS INSTALLATION - ROUND HOLE GR



J GLASS INSTALLATION - DOUBLE D HOLE GD



K CAM TYPES



Note: All Offset cams are reversible.

Item Number

To determine your item number enter the **RED** option code for each section as in the example below.

A	B	C	D	E	F	G	H	I
DL	H	S	3209	PN	N	Y	Y	N

A Lock Style

DL Drawer/Door Lock

B Core Type

M Medeco® Biaxial
H Medeco® Biaxial m³
R Medeco® Biaxial Removable Core
G Medeco® Biaxial m³ Removable Core

C Housing Length

S* 13/16"
M* 1-1/16"
L 1-3/16"

D Bolt Type**STRAIGHT BOLT**

2001 1-1/16"
2002 1-11/16"
2003 2-5/16"
2004 3-1/8"

3/8" OFFSET BOLT

2205 1-5/8"

DIECAST SPRING BOLT

3209 1-5/16" Std.

INVERTED SLIDING SPRING BOLT

3410 1-5/16" Left
3411 1-5/16" Right

E Plating Finish

PN Polished Nickel w/Satin Chrome Core
PB Polished Brass
SB Satin Brass
BL Matte Black
ST Statuary Bronze
CF Custom Finish

F Key Retaining

*Option available only on Straight Bolt and 3/8" Offset Bolt Models.

N* No
Y* Yes

G Keyed Different

N No
Y Yes

H Stamp Lock

N No
Y Yes

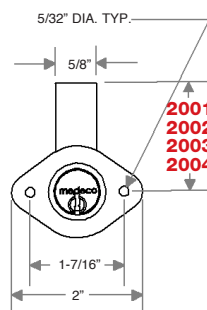
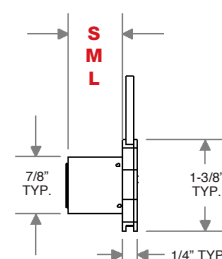
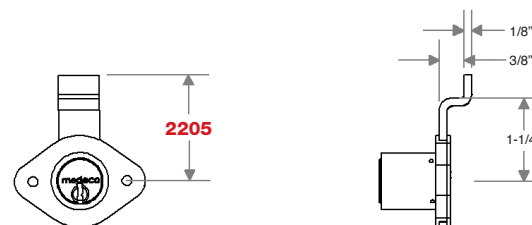
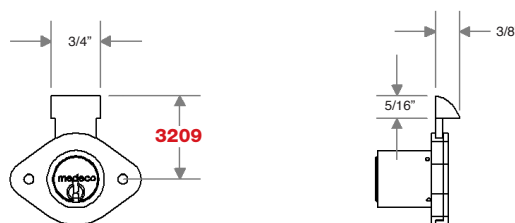
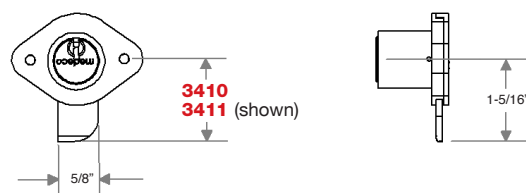
I Master Keyed

N No
Y Yes
G Grand Master



"Throw" (distance bolt travels from the locked to unlocked position) is 5/16".

All dimensions shown are in the locked position.

D STRAIGHT BOLT**C HOUSING LENGTH****D 3/8\"/>****D DIECAST SPRING BOLT (3/16\"/>****D INVERTED SLIDING SPRING BOLT**

*Not available in Removable Core.

Data Sheet

Item Number

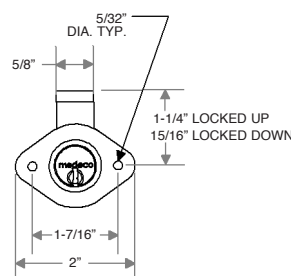
To determine your item number choose the **RED** option code from each section below.

A Lock Style	
GL	Gang Lock
B Core Type	
M	Medeco® Biaxial
H	Medeco® Biaxial m ³
R	Medeco® Biaxial Removable Core
G	Medeco® Biaxial m ³ Removable Core
C Housing Length	
S*	13/16"
M*	1-1/16"
L	1-3/16"
D Mount Style/Bar Length	
Notch for Pin must be on Bottom of Drawer	FRONT MOUNT LOCKED UP
	2424 24"
	2436 36"
	2448 48"
	24CL Custom
	24NO No Bar
Notch for Pin must be on Top of Drawer	SIDE MOUNT LOCKED UP
	2624 24"
	2636 36"
	2648 48"
	26CL Custom
	FRONT MOUNT LOCKED DOWN
	2824 24"
	2836 36"
	2848 48"
	28CL Custom
	28NO No Bar
Notch for Pin must be on Top of Drawer	SIDE MOUNT LOCKED DOWN
	3024 24"
	3036 36"
	3048 48"
	30CL Custom
E Plating Finish	
PN	Polished Nickel w/Satin Chrome Core
PB	Polished Brass
SB	Satin Brass
BL	Matte Black
ST	Statuary Bronze
CF	Custom Finish
F Key Retaining	
N*	No
Y	Yes
G Keyed Different	
N	No
Y	Yes
H Stamp Lock	
N	No
Y	Yes
I Master Keyed	
N	No
Y	Yes
G	Grand Master

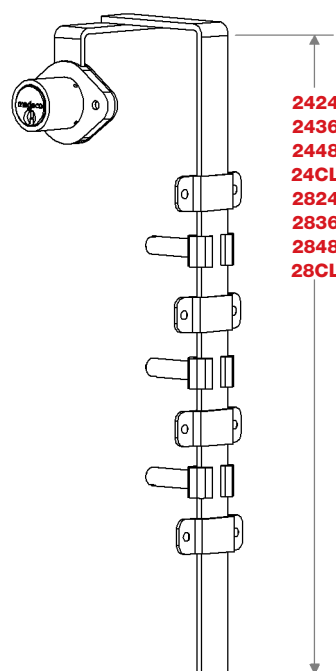
*Not available in Removable Core.

Throw (distance bolt travels from the locked to unlocked position) is 5/16".

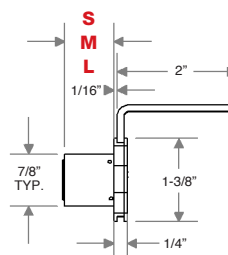
FRONT MOUNT – FRONT VIEW



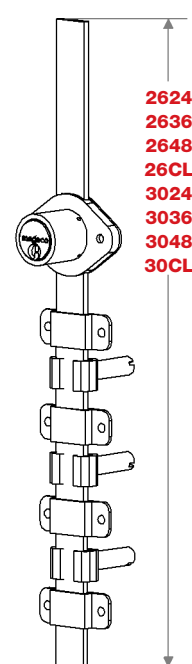
FRONT MOUNT (Shown with a Gang 3C Kit)



FRONT MOUNT – SIDE VIEW

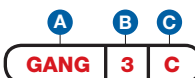


SIDE MOUNT (Shown with a Gang 3C Kit)



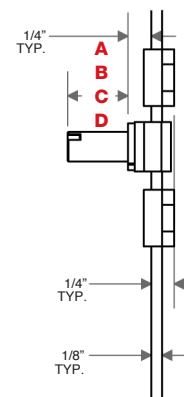
Gang Lock Packages

To determine your item number enter the **RED** option code for each section as in the example below.



GANG 3C A kit with three adjustable stops, three 1-1/8 pins, three lock washers, and four closed bar guides.

A Package	GANG	
B Number of Drawers	2	\$ 6.86
	3	9.93
	4	13.76
C Pin Length	A 5/8"	
	B 3/4"	
	C 1-1/8"	
	D 1-7/8"	



Item Number

To determine your item number enter the **RED** option code for each section as in the example below.

A	B	C	D	E	F	G	H	I
DL	H	M	36	PN	N	Y	Y	N

A Lock Style

DL Drawer/Door Lock

B Core Type

M Medeco® Biaxial
H Medeco® Biaxial m³
R Medeco® Biaxial Removable Core
G Medeco® Biaxial m³ Removable Core

C Housing Length

M* 1-1/16"
L 1-3/16"

D Bolt Type

SNAP BOLT
36 3/4"

E Plating Finish

PN Polished Nickel w/Satin Chrome Core
PB Polished Brass
SB Satin Brass
BL Matte Black
ST Statuary Bronze
CF Custom Finish

F Key Retaining

N No

G Keyed Different

N No
Y Yes


H Stamp Lock

N No
Y Yes

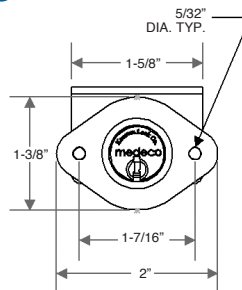
I Master Keyed

N No
Y Yes
G Grand Master

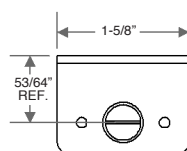
*Not available in Removable Core.



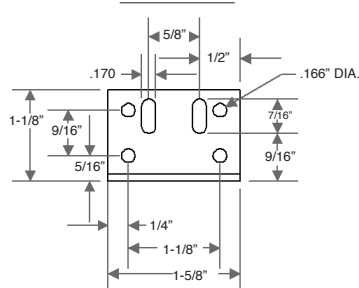
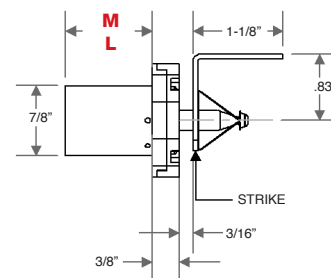
All dimensions shown are in the locked position.

D SNAP BOLT

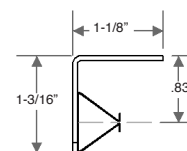
STRIKE FRONT VIEW



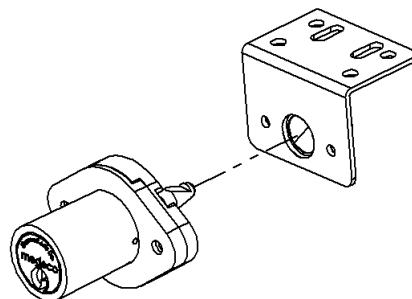
STRIKE TOP VIEW

**C HOUSING LENGTH**

STRIKE SIDE VIEW



ISOMETRIC VIEW



Data Sheet

Item Number

To determine your item number enter the **RED** option code for each section as in the example below.

A	B	C	D	E	F	G	H	I
PL	H	40	S3	PN	Y	Y	Y	N

A Lock Style

PL Plunger Lock

B Core Type

M Medeco® Biaxial
1-1/4" Housing Length
H Medeco® Biaxial m³
1-1/4" Housing Length
R Removable Core
1-5/8" Housing Length
G Removable Core m³
1-5/8" Housing Length

C Housing Style

40 Oval Flange

D Plunger Type/Length

S SERIES

S1 3/8"
S2 7/16"
S3 5/8"

T SERIES

T1+ 1/4"
T3+ 9/16"

ROUND SERIES

R1* 3/8"
R2* 7/16"
R3* 9/16"

ROUND EXTENDED SERIES

R4* 1-3/16"
R5* 1-5/16"
R6* 1-11/16"
R7* 2-7/16"

E Plating Finish

PN Polished Nickel
w/Satin Chrome Core
PB Polished Brass
SB Satin Brass
BL Matte Black
ST Statuary Bronze
CF Custom Finish

F Key Retaining

N No
Y Yes

G Keyed Different

N No
Y Yes

H Stamp Lock

N No
Y Yes

I Master Keyed

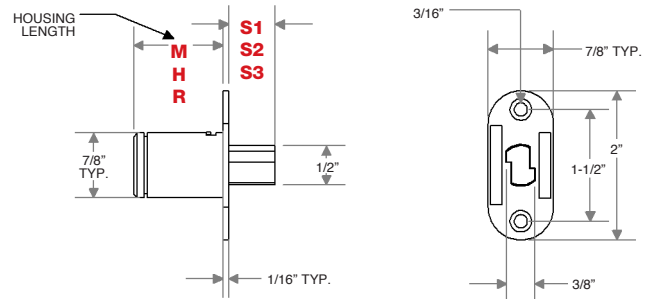
N No
Y Yes
G Grand Master



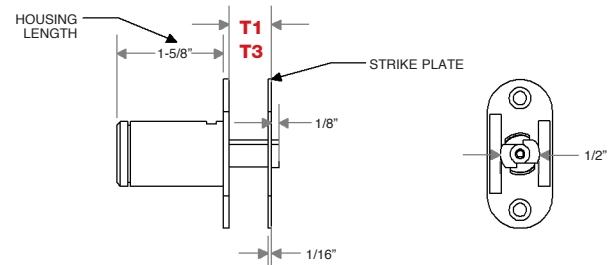
Patented

All dimensions shown are in the locked position.

D S SERIES

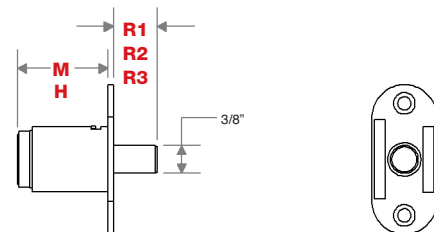


D T SERIES

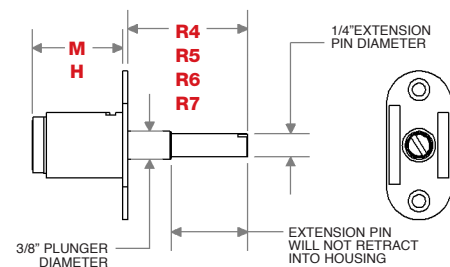


+ Available only in 1-5/8" Housing Length

D ROUND SERIES



D ROUND EXTENDED SERIES (Plunger travels 9/16")



*Not available in Removable Core.

Item Number

To determine your item number enter the **RED** option code for each section as in the example below.

A	B	C	D	E	F	G	H	I
PL	H	45	S3	PN	Y	Y	Y	N

A Lock Style

PL Plunger Lock

B Core Type

M Medeco® Biaxial
1-1/4" Housing Length
H Medeco® Biaxial m³
1-1/4" Housing Length
R Removable Core
1-5/8" Housing Length
G Removable Core m³
1-5/8" Housing Length

C Housing Style

45 No Flange

D Plunger Type/Length**S SERIES**

S1 5/16"
S2 7/16"
S3 5/8"

T SERIES

T1+ 1/4"
T3+ 9/16"

ROUND SERIES

R1* 5/16"
R2* 7/16"
R3* 9/16"

ROUND EXTENDED SERIES

R4* 1-3/16"
R5* 1-5/16"
R6* 1-11/16"
R7* 2-7/16"

E Plating Finish

PN Polished Nickel
w/Satin Chrome Core
PB Polished Brass
SB Satin Brass
BL Matte Black
ST Statuary Bronze
CF Custom Finish

F Key Retaining

N No
Y Yes

G Keyed Different

N No
Y Yes

H Stamp Lock

N No
Y Yes

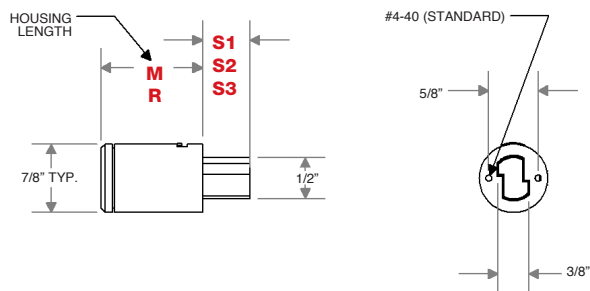
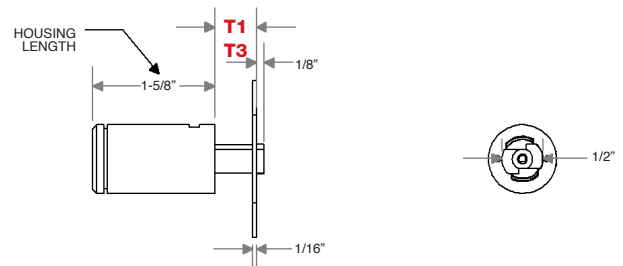
I Master Keyed

N No
Y Yes
G Grand Master

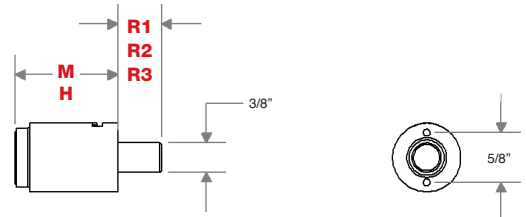
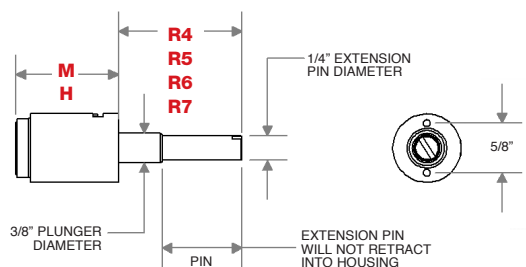


Patented

All dimensions shown are in the locked position.

D S SERIES**D T SERIES**

+ Available only in 1-5/8" Housing Length

D ROUND SERIES**D ROUND EXTENDED SERIES (Plunger travels 9/16")**

*Not available in Removable Core.

Data Sheet

Item Number

To determine your item number enter the **RED** option code for each section as in the example below.

A	B	C	D	E	F	G	H	I
PL	H	49	X	PN	Y	Y	Y	N

A Lock Style

PL Plunger Lock

B Core Type

M Medeco® Biaxial
H Medeco® Biaxial m³

C Housing Style

49 Through the Track Plunger

D Plunger Type

X No Option

E Plating Finish

PN Polished Nickel
w/Satin Chrome Core
PB Polished Brass
SB Satin Brass
BL Matte Black
ST Statuary Bronze
CF Custom Finish

F Key Retaining

N No
Y Yes

G Keyed Different

N No
Y Yes

H Stamp Lock

N No
Y Yes

I Master Keyed

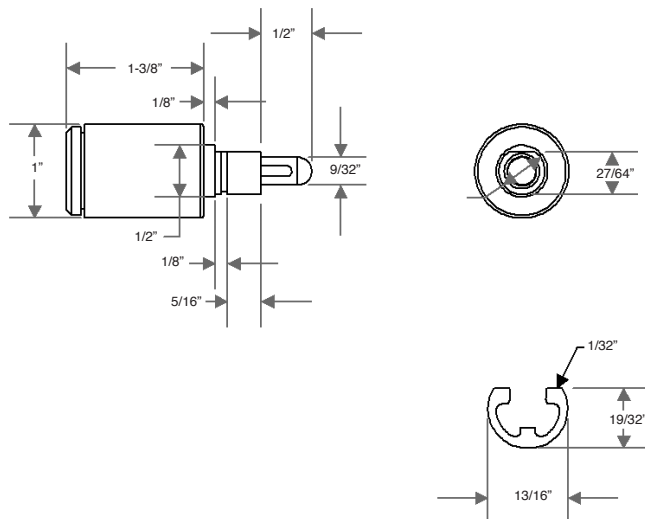
N No
Y Yes
G Grand Master



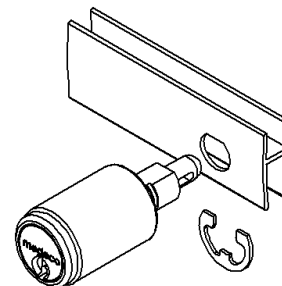
Patented

All dimensions shown are in the locked position.

THROUGH THE TRACK PLUNGER



ISOMETRIC VIEW WITH METAL



Item Number

To determine your item number enter the **RED** option code for each section as in the example below.

A	B	C	D	E	F	G	H	I
PL	H	50	S3	PN	Y	Y	Y	N

A Lock Style

PL Plunger Lock

B Core Type

M Medeco® Biaxial
1-1/4" Housing Length
H Medeco® Biaxial m³
1-1/4" Housing Length
R Removable Core
1-5/8" Housing Length
G Removable Core m³
1-5/8" Housing Length

C Housing Style

50 Round Flange

D Plunger Type/Length**S SERIES**

S1 3/8"
S2 7/16"
S3 5/8"

T SERIES

T1+ 1/4"
T3+ 9/16"

L SERIES

L3+ 3/8"

ROUND SERIES

R1* 3/8"
R2* 7/16"
R3* 9/16"

ROUND EXTENDED SERIES

R4* 1-3/16"
R5* 1-5/16"
R6* 1-11/16"
R7* 2-7/16"

E Plating Finish

PN Polished Nickel
w/Satin Chrome Core
PB Polished Brass
SB Satin Brass
BL Matte Black
ST Statuary Bronze
CF Custom Finish

F Key Retaining

N No
Y Yes

G Keyed Different

N No
Y Yes

H Stamp Lock

N No
Y Yes

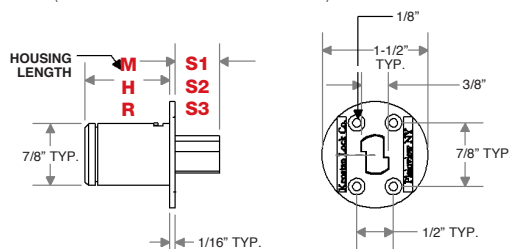
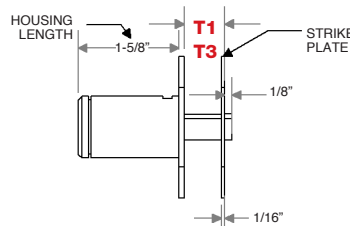
I Master Keyed

N No
Y Yes
G Grand Master



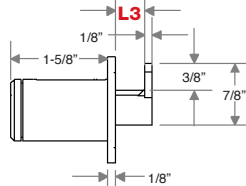
Patented

All dimensions shown are in the locked position.

D S SERIES (Parts included same as Round Series)**D T SERIES**

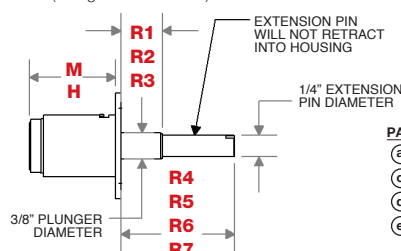
PARTS INCLUDED	QTY.
(a) DOUGHNUT	2
(b) J BRACKET (anti-rotation)	1
(c) PLASTIC WASHER	4
(d) PLASTIC SPACER	2
(e) SCREW	8
(f) STRIKE PLATE	1

+ Available only in 1-5/8" Housing Length

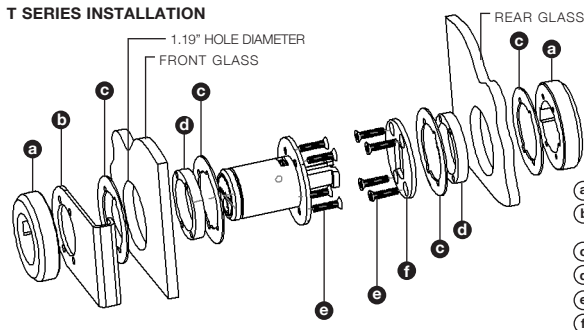
D L SERIES

PARTS INCLUDED	QTY.
(a) DOUGHNUT	1
(b) J BRACKET (anti-rotation)	1
(c) PLASTIC WASHER	2
(d) PLASTIC SPACER	1
(e) SCREW	4

+ Available only in 1-5/8" Housing Length

D ROUND SERIES (Plunger travels 9/16")

PARTS INCLUDED	QTY.
(a) DOUGHNUT	1
(c) PLASTIC WASHER	2
(d) PLASTIC SPACER	1
(e) SCREW	4

T SERIES INSTALLATION

*Not available in Removable Core.

Data Sheet

To determine your item number enter the **RED** option code for each section as in the example below.

A	B	C	D	E	F	G	H	I
PL	H	51	B6	PN	N	Y	Y	N

A Lock Style
PL Plunger Lock

B Core Type
M Medeco® Biaxial
H Medeco® Biaxial m³

C Housing Style
51 Key Hole Lock

D Material Thickness/Plunger

	MATERIAL THICKNESS	PLUNGER LENGTH
SHORT BACK 1.20		
B3	1/4"	3/4" Std
B4	3/8"	5/8"
LONG BACK 2.08		
B6	1/4"	1-1/2" Std
B7	3/8"	1-3/8"
B8	7/8"	1-1/32"

E Plating Finish


PN	Polished Nickel w/Satin Chrome Core
PB	Polished Brass
SB	Satin Brass
BL	Matte Black
ST	Statuary Bronze
CF	Custom Finish

F Key Retaining
N No
Y Yes

G Keyed Different
N No
Y Yes

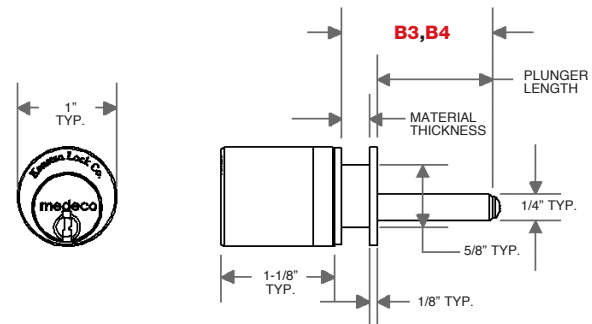
H Stamp Lock
N No
Y Yes

I Master Keyed
N No
Y Yes
G Grand Master

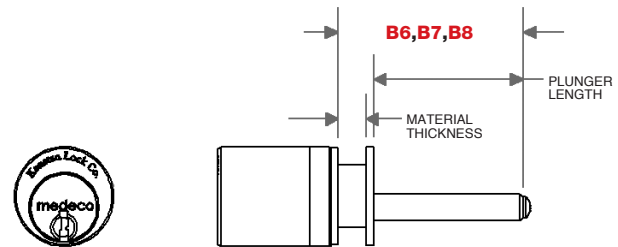


All dimensions shown are in the locked position.

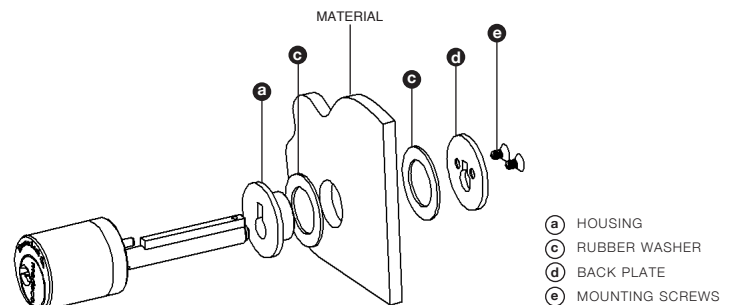
D SHORT PLUNGER



D LONG PLUNGER



KEY HOLE LOCK - EXPLODED VIEW



Item Number

To determine your item number choose one **RED** option code from each section below.

A Lock Style

RL Ratchet Lock

B Core Type

M Medeco® Biaxial
H Medeco® Biaxial m³

C Housing Style

60 Ratchet

D Bar Type

B1 Standard
B2 Adjustable
B5 Stick on
B6 Screw on

E Plating Finish

PN Polished Nickel
w/Satin Chrome Core
CF Custom Finish

F Key Retaining

N No

G Keyed Different

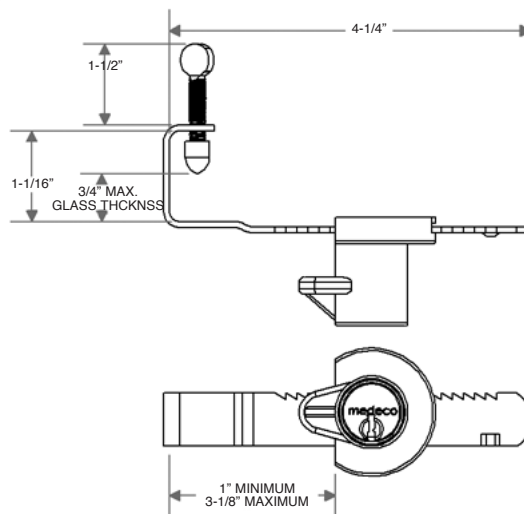
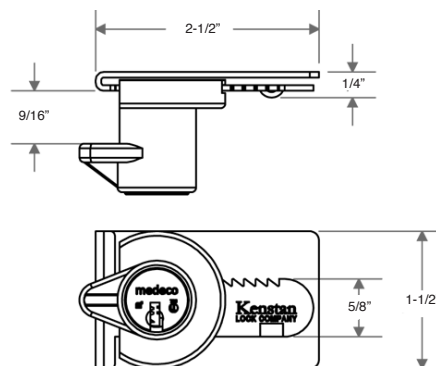
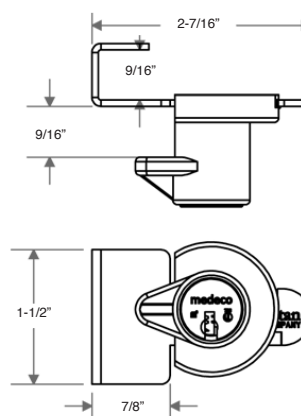
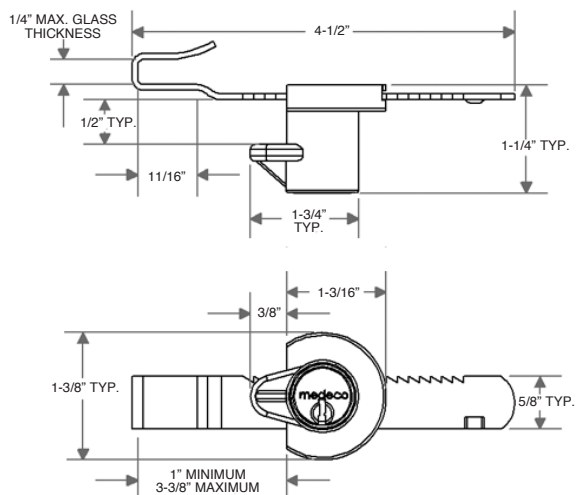
N No
Y Yes

H Stamp Lock

N No
Y Yes

I Master Keyed

N No
Y Yes
G Grand Master

**D ADJUSTABLE BAR B2****D STICK ON BAR B5****D SCREW ON BAR B6****D STANDARD BAR B1**


Data Sheet

Item Number

To determine your item number enter the **RED** option code for each section as in the example below.

A	B	C	D	E	F	G	H	I
COR	G	4	K	SC	R	Y	Y	N

A	Lock Style	COR	Removable Core
B	Core Type	R	Medeco® Biaxial Removable Core
		G	Medeco® Biaxial m ³ Removable Core
C	Number of Pins	4	Standard 4 Pin
D	Keyway	K	Kenstan
		O	Other
E	Plating Finish	SC	Satin Chrome
		PB	Polished Brass
		SB	Satin Brass
		BL	Matte Black
		ST	Statuary Bronze
		CF	Custom Finish
F	Key Rotation	R	Right
		L	Left (For Cam lock only)
G	Keyed Different	N	No
		Y	Yes
H	Stamp Core	N	No
		Y	Yes
I	Master Keyed	N	No
		Y	Yes
		G	Grand Master



USED ON THE FOLLOWING REMOVABLE CORE LOCK TYPES:

-CAM LOCKS

-DRAWER/DOOR LOCKS

-GANG LOCKS

-DL36 SNAP BOLT LOCK

-PL40 PLUNGER LOCKS

-PL45 PLUNGER LOCKS

-AND

-PL50 PLUNGER LOCKS

Medeco® Keys

Our Medeco® High Security cabinet lock keys are made from a special nickel silver alloy. Bitted Medeco® keys must be precisely cut to exact depths and angles, and require special duplicating machines. The key blanks are considered restricted, factory controlled and never sold as uncut blanks. Duplicate keys can not be made without the written signature consent and drivers license identification of the Authorized Purchasing Personnel. The patented key programs prevent the unauthorized duplication of keys and maintain system integrity.

Beginning in 2005, the new Medeco3® technology will also be available in the Medeco® cores featured in Kenstan locks. This unique design provides triple locking action, making the locks virtually pick-proof. All Medeco3® keys and locks are protected under patent, trademark and copyright laws. As with our Standard Medeco® Biaxial keys, the Medeco3® keys may only be duplicated by our factory.

Additional Medeco® restricted keys can only be ordered under the original signature authorized users who initiated the keying plan. Kenstan Original Keys can be ordered by referencing the stamp number on the key. Operating keys may be stamped with the key number itself (AA23, AC75 and so on) or may have a stamp number representing a key number (such as a **2** stamp representing AC75). Master keys will have an **M** or **Master** engraved on the key bow. Core Removal keys in our Removable Core (**R**) version will be engraved with **C** or **Control** on the key bow.

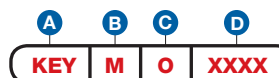
If keys have been lost or stolen, we can reference the stamp number on the lock housings, cams or bolts if available.



Biaxial m³ Key Photo shown

Item Number

To determine your item number enter the **RED** option code for each section as in the example below.



A Item
KEY Key

B Core Type

M	Medeco® Biaxial
H	Medeco® Biaxial m³
R	Medeco® Biaxial Removable Core
G	Medeco® Biaxial m³ Removable Core

C Key Function










O	Operating
M	Master
G	Grand Master
C	Control For Removable Core

D Key Code

XXXX	Specific Up to 4 digits
A	Any Kenstan assigns

ASSA® Line of Locks



Introduction	$\frac{S}{1}$					
Cam Locks	$\frac{S}{2}$ $\frac{S}{3}$					
Drawer/Door Locks	$\frac{S}{4}$					
Gang Locks	$\frac{S}{5}$					
Snap Bolt Lock	$\frac{S}{6}$					
Plunger Locks	$\frac{S}{7}$ $\frac{S}{8}$					
Core	$\frac{S}{9}$					
Keys	$\frac{S}{10}$					



Standard Plating Finish



PC

Polished Chrome

* Special Plating Finishes



SC

Satin Chrome



PB

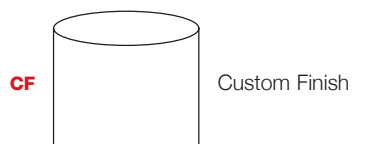
Polished Brass



BL

Black

* Custom Plating Finish



CF

Custom Finish

* Extended lead-time and plating lot charges may apply to Special and Custom finishes. Please call Kenstan for details.

ASSA® Desmo Line of Locks

The **S** line offers high security in a variety of showcase and cabinet locks with thousands of high-security precision cut key combinations. Some **S** line locks are also available in a **Removable Core** version.

Locks can be keyed alike, individually or in groups and can be master keyed.

Delivery

At Kenstan, we assemble every lock to order and strive to meet your requested in-house date. Our standard lead time is to ship within two weeks from the receipt of your order. Rush orders and emergency services are available.

Plating

The **S** line standard plating finish is Polished Chrome.

A wide range of special plating finishes is also available, including Satin Chrome, Polished Brass, Black and Custom Finishes to match your showcase hardware.

Please note: Extended lead-time and plating lot charges may apply to Special and Custom finishes. Please call Kenstan for details.

Resistance to Attack and Key Control

Our **S** line showcase and cabinet locks offer direct drive pin technology and are designed to offer a high level of physical security. The cylinder locking mechanism is uniquely designed to offer smooth operation and long life. It is nearly impossible to pick these locks using standard techniques.

We can register your keys and maintain your key plans by store, retail department, showcase/cabinets, or office and we maintain a historical database of key numbers. For security reasons, duplication of **S** keys for locks purchased originally from Kenstan can only be obtained through Kenstan with an authorized signature. Key blanks are never sold.

Key Retaining Lock Function

The **S** line standard operation is a key retaining function (captive), which means that the operating key can be removed in the locked position only. Therefore, the lock cannot be accidentally left in the open/unlocked position.

Non-Key Retaining Lock Function

Some **S** Cam locks can also be supplied as non-key retaining (non-captive), which allows the key to be removed in both the locked and unlocked position.

Designer note: For **true** captive operation, the use of our captive key locks must be coordinated with sliding door showcase design. The use of **non by-passing** sliding doors is recommended to restrict door movement and ensure key removal only when the doors are in the **secure** position.

Item Number

To determine your item number enter the **RED** option code for each section as in the example below.

A	B	C	D	E	F	G	H	I	J	K
CL	S	04	1203	PN	Y	Y	Y	N	W	106

A Lock Style

CL Cam Lock

B Core Type

S ASSA® Desmo
J ASSA® Desmo Removable Core

C Housing Length

MAXIMUM MATERIAL THICKNESS

	WOOD	METAL	GLASS	BARREL LENGTH
02*	-	5/16"	1/8"	5/8"
03**	7/16"	1/2"	3/8"	7/8"
04	13/16"	7/8"	11/16"	1-1/8"
10**	1-3/8"	-	-	1-3/4"
11	1-9/16"	-	-	2"
13**	2-1/4"	-	-	2-3/4"
14	2-7/16"	-	-	3"

D Cam Rotation

	LOCKED	OPEN		LOCKED	OPEN
0312	3	12	0912	9	12
0306	3	6	0903	9	3
0309	3	9	0906	9	6
0603	6	3	1203	12	3
0612	6	12	1206	12	6
0609	6	9	1209	12	9

E Plating Finish

Extended lead-time and plating lot charges may apply to Special and Custom finishes.

Special Finish	PC	Polished Chrome
	SN	Satin Chrome
	PB	Polished Brass
	BL	Black
	CF	Custom Finish

F Key Retaining

N No
Y Yes

G Keyed Different

N No
Y Yes

H Stamp Lock

N No
Y Yes

I Master Keyed

N No
Y Yes

J Material Installation

W Wood
M Metal
GR Glass with Round Hole
GD Glass with Double "D" Hole
O Other - No Mounting Hardware

Note: When the non key retaining function is chosen in conjunction with a 90 degree cam rotation, the key will be inserted at a 45 degree angle.

*Not available in Removable Core. *Available in Key Retaining only.



Note: All Cam Locks come with a 1-1/4" Straight Cam unless a different cam is chosen.

K Cam Type

STRAIGHT

101 5/8"
102 3/4"
103 7/8"
104 1"
105 1-1/8"
106 1-1/4"
107 1-3/8"
108 1-1/2"
110 1-3/4"
112 2"
116 2-1/2"

1/8" OFFSET

303 7/8"
306 1-1/4"
308 1-1/2"
312 2"

1/4" OFFSET

403 7/8"
404 1"
406 1-1/4"
408 1-1/2"
410 1-3/4"
412 2"
414 2-1/4"

3/8" OFFSET

504 1"
506 1-1/4"
508 1-1/2"
512 2"

1/2" OFFSET

606 1-1/4"
608 1-1/2"
610 1-3/4"
612 2"

5/8" OFFSET

712 2"

HOOK

202 3/4"
204 1"
206 1-1/4"
208 1-1/2"
210 1-3/4"

PIN CAM

P604 9/16" offset

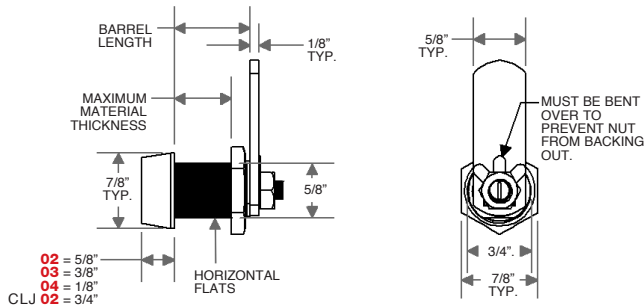
FOR SWITCH KIT

SL No Cam*

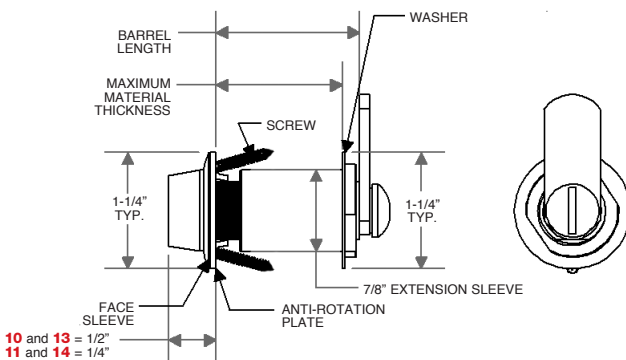
*Switch option available. See Page A10 to order switch kit.

Continued

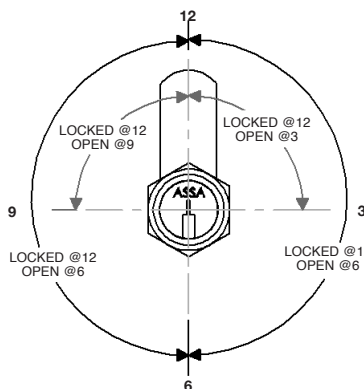
C HOUSING LENGTHS 02, 03 and 04



C HOUSING LENGTHS 10, 11, 13 and 14

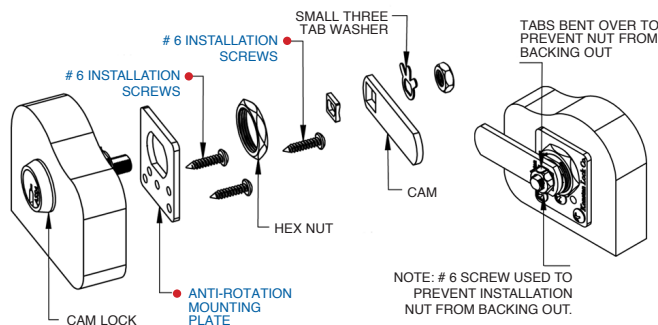


D CAM ROTATIONS (Front of lock shown)

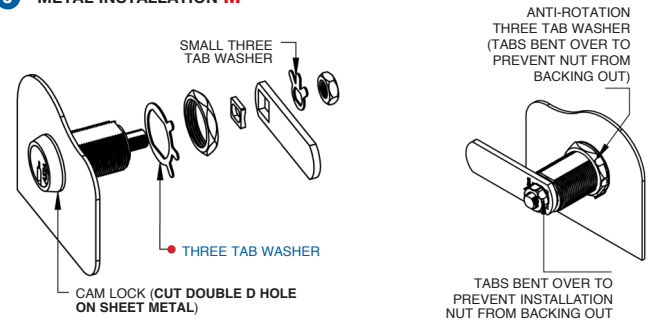


All 180 degree rotations are clockwise, unless specified.

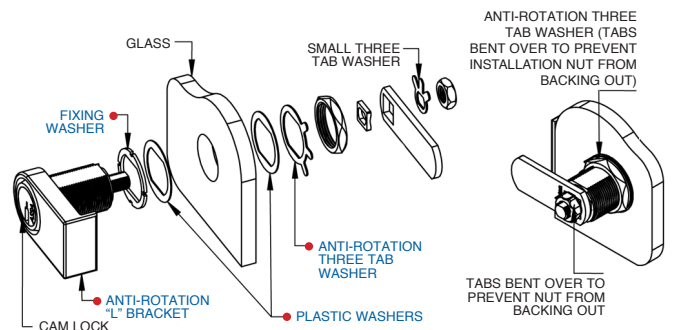
J WOOD INSTALLATION W



J METAL INSTALLATION M

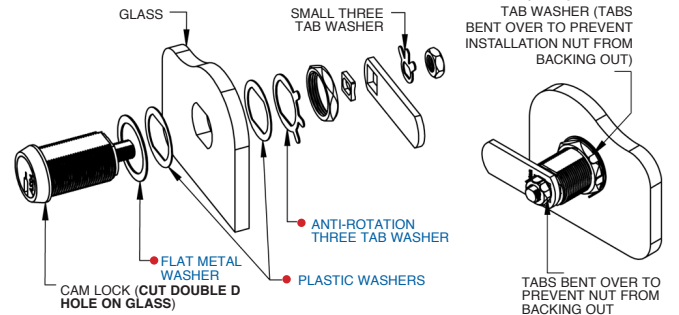


J GLASS INSTALLATION - ROUND HOLE GR

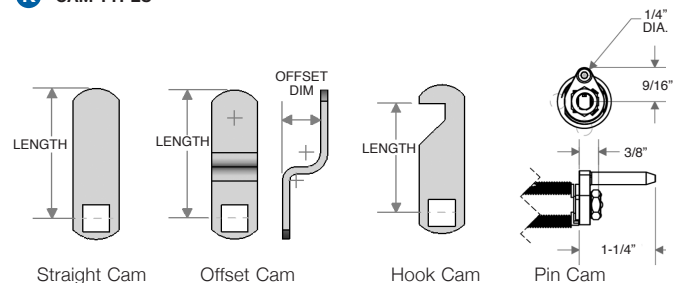


Dimension from center of hole to the edge of glass is 1-1/4"

J GLASS INSTALLATION - DOUBLE D HOLE GD



K CAM TYPES



Note: All Offset cams are reversible.

Item Number

To determine your item number enter the **RED** option code for each section as in the example below.

A	B	C	D	E	F	G	H	I
DL	S	M	2002	PC	Y	Y	Y	N

A Lock Style

DL Drawer/Door Lock

B Core Type

S ASSA® Desmo
J ASSA® Desmo
Removable Core

C Housing Length

M* 15/16"
L 1-7/16"

D Bolt Type**STRAIGHT BOLT**

2001 1-1/8"
2002 1-3/4"
2003 2-3/8"
2004 3-3/16"

3/8" OFFSET BOLT

2205 1-11/16"

DIECAST SPRING BOLT

3209 1-3/8" Std.

SLIDING SPRING BOLT

3410 1-3/8" Left
3411 1-3/8" Right

E Plating Finish

Extended lead-time and plating lot charges may apply to Special and Custom finishes.

Special Finish	PC	Polished Chrome
	SC	Satin Chrome
	PB	Polished Brass
	BL	Black
	CF	Custom Finish

F Key Retaining

*Option available only on Spring Bolt models.

N* No
Y Yes

G Keyed Different

N No
Y Yes

H Stamp Lock

N No
Y Yes

I Master Keyed

N No
Y* Yes

*For Master Keyed Core Type **S** locks, the Head Thickness is 5/8".

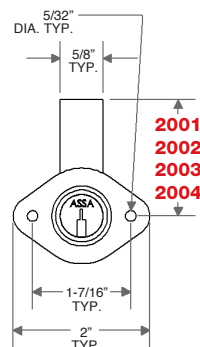
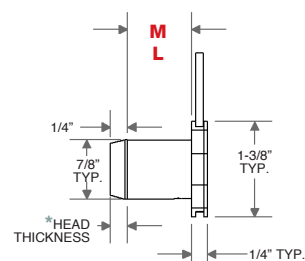
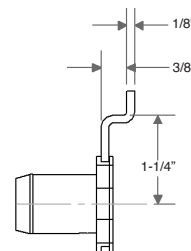
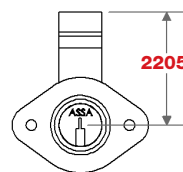
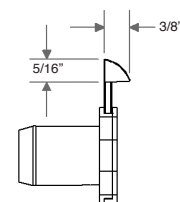
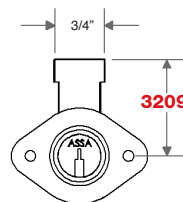
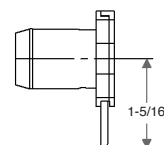
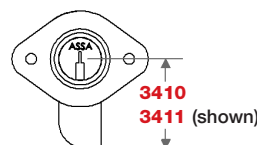
*Not available in Removable Core.



Pat. Pending

"Throw" (distance bolt travels from the locked to unlocked position) is 7/16".

All dimensions shown are in the locked position.

D STRAIGHT BOLT**C HOUSING LENGTH****D 3/8\"/>****D DIECAST SPRING BOLT (3/16\"/>****D SLIDING SPRING BOLT**

Price List and Data Sheet

Item Number

To determine your item number choose one **RED** option code from each section below.

A Lock Style

GL Gang Lock

B Core Type

S ASSA® Desmo
J ASSA® Desmo Removable Core

C Housing Length

M* 15/16"
L 1-7/16"

D Mount Style/Bar Length

Notch for Pin must be on Bottom of Drawer	FRONT MOUNT LOCKED UP	
	2424	24"
	2436	36"
	2448	48"
	24CL	Custom
Notch for Pin must be on Top of Drawer	FRONT MOUNT LOCKED DOWN	
	2824	24"
	2836	36"
	2848	48"
	28CL	Custom
Notch for Pin must be on Bottom of Drawer	SIDE MOUNT LOCKED UP	
	2624	24"
	2636	36"
	2648	48"
	26CL	Custom
Notch for Pin must be on Top of Drawer	SIDE MOUNT LOCKED DOWN	
	3024	24"
	3036	36"
	3048	48"
	30CL	Custom

E Plating Finish

Extended lead-time and plating lot charges may apply to Special and Custom finishes.

Special Finish	PC	Polished Chrome
	SC	Satin Chrome
	PB	Polished Brass
	BL	Black
	CF	Custom Finish

F Key Retaining

Y Yes

G Keyed Different

N No
Y Yes

H Stamp Lock

N No
Y Yes

I Master Keyed

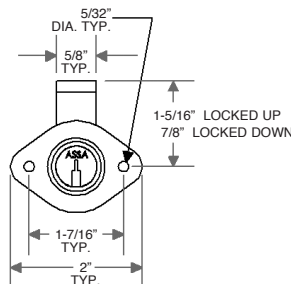
N No
Y* Yes

*For Master Keyed Core Type **S** locks, the Head Thickness is 5/8".

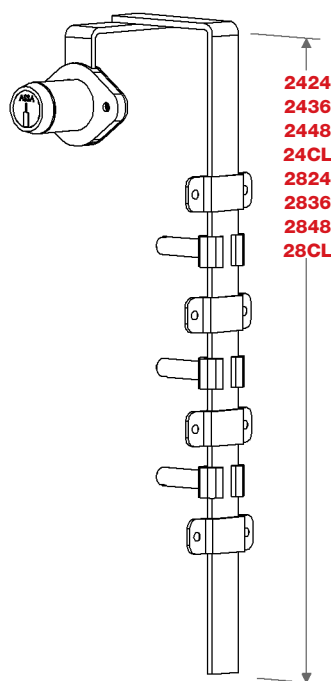
*Not available in Removable Core.

Throw (distance bolt travels from the locked to unlocked position) is 7/16".

FRONT MOUNT - FRONT VIEW

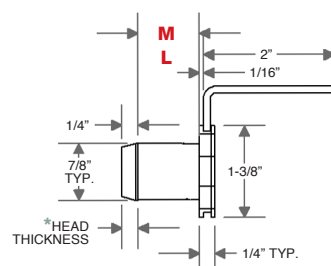


FRONT MOUNT (Shown with a Gang 3C Kit)

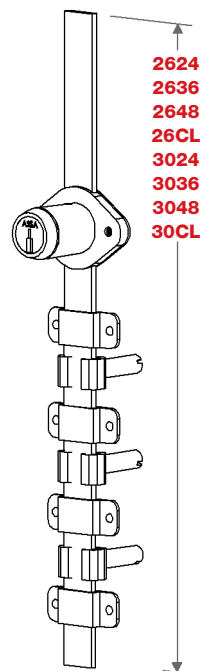


Pat. Pending

FRONT MOUNT - SIDE VIEW

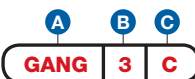


SIDE MOUNT (Shown with a Gang 3C Kit)



Gang Lock Packages

To determine your item number enter the **RED** option code for each section as in the example below.



GANG 3C A kit with three adjustable stops, three 1-1/8" pins, three lock washers, and four closed bar guides.

A Package

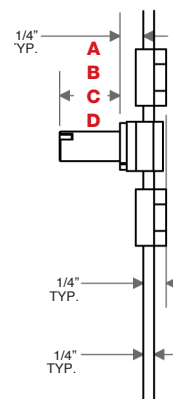
GANG

B Number of Drawers

2
3
4

C Pin Length

A 5/8"
B 3/4"
C 1-1/8"
D 1-7/8"



Item Number

To determine your item number enter the **RED** option code for each section as in the example below.

A	B	C	D	E	F	G	H	I
DL	S	M	36	PC	N	Y	Y	N

A Lock Style

DL Drawer/Door Lock

B Core Type

S ASSA® Desmo
J ASSA® Desmo
Removable Core

C Housing Length

M* 15/16"
L 1-7/16"

D Bolt Type

SNAP BOLT
36 3/4"

E Plating Finish

Extended lead-time and plating lot charges may apply to Special and Custom finishes.

Special Finish	PC	Polished Chrome
	SC	Satin Chrome
	PB	Polished Brass
	BL	Black
	CF	Custom Finish

F Key Retaining

N No

G Keyed Different

N No
Y Yes

H Stamp Lock

N No
Y Yes

I Master Keyed

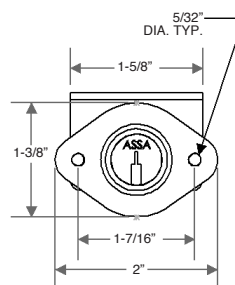
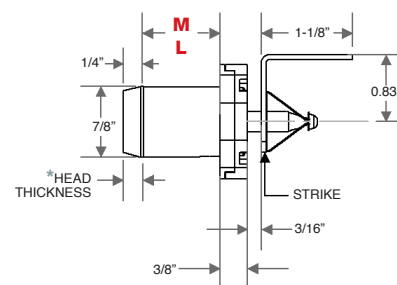
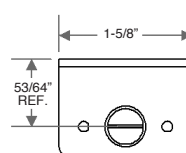
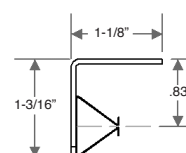
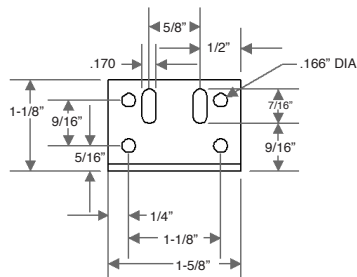
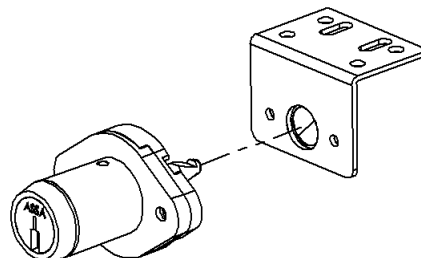
N No
Y* Yes

*For Master Keyed Core Type S locks, the Head Thickness is 5/8".



Pat. Pending

All dimensions shown are in the locked position.

D SNAP BOLT**C HOUSING LENGTH****STRIKE FRONT VIEW****STRIKE SIDE VIEW****STRIKE TOP VIEW****ISOMETRIC VIEW**

Price List and Data Sheet

Item Number

To determine your item number enter the **RED** option code for each section as in the example below.

A	B	C	D	E	F	G	H	I
PL	S	40	S3	PC	Y	Y	Y	N

A Lock Style

PL Plunger Lock

B Core Type

S ASSA® Desmo
1-1/4" Housing Length

J Removable Core
1-3/4" Housing Length

C Housing Style

40 Oval Flange

D Plunger Type/Length

S SERIES

S1 3/8"

S2 7/16"

S3 5/8"

E Plating Finish

Extended lead-time and plating lot charges may apply to Special and Custom finishes.

Special Finish	PC	Polished Chrome
	SC	Satin Chrome
	PB	Polished Brass
	BL	Black
	CF	Custom Finish

F Key Retaining

N No

Y Yes

G Keyed Different

N No

Y Yes

H Stamp Lock

N No

Y Yes

I Master Keyed

N No

Y* Yes

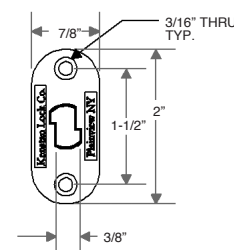
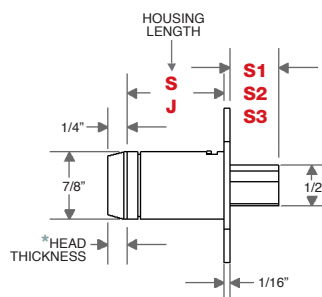
*For Master Keyed Core Type **S** locks, the Head Thickness is 5/8".



Pat. Pending

All dimensions shown are in the locked position.

D S SERIES



Item Number

To determine your item number enter the **RED** option code for each section as in the example below.

A	B	C	D	E	F	G	H	I
PL	S	50	S3	PC	Y	Y	Y	N

A Lock Style

PL Plunger Lock

B Core Type

S ASSA® Desmo
1-1/4" Housing Length

J Removable Core
1-3/4" Housing Length

C Housing Style

50 Round Flange

D Plunger Type/Length**S SERIES**

S1 3/8"

S2 7/16"

S3 5/8"

E Plating Finish

Extended lead-time and plating lot charges
may apply to Special and Custom finishes.

Special Finish	PC	Polished Chrome
	SC	Satin Chrome
	PB	Polished Brass
	BL	Black
	CF	Custom Finish

F Key Retaining

N No

Y Yes

G Keyed Different

N No

Y Yes

H Stamp Lock

N No

Y Yes

I Master Keyed

N No

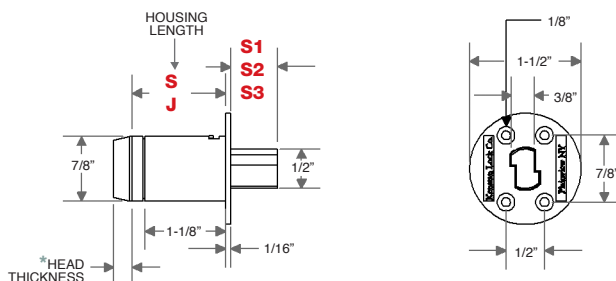
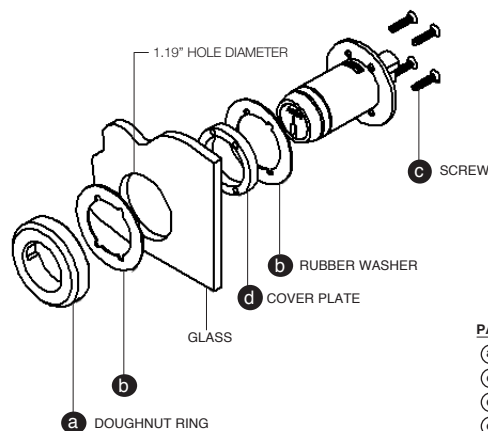
Y* Yes

*For Master Keyed Core Type **S** locks, the Head Thickness is 5/8".



Pat. Pending

All dimensions shown are in the locked position.
NOTE: A 1.19" hole is required to mount this glass lock.

D S SERIES**PLS50 GLASS INSTALLATION**

PARTS INCLUDED	QTY.
a DOUGHNUT	1
c PLASTIC WASHER	2
d PLASTIC SPACER	1
e SCREW	4

Price List and Data Sheet

Item Number

To determine your item number enter the **RED** option code for each section as in the example below.

A	B	C	D	E	F	G	H	I
COR	J	8	X	PC	Y	Y	Y	N

A Lock Style

COR Plunger Lock

B Core Type

J Removable Core

C Number of Pins

8 Standard 8 Pin

D Keyway

X No Option

E Plating Finish

Extended lead-time and plating lot charges **may** apply to Special and Custom finishes.

Special Finish	PC	Polished Chrome
	SC	Satin Chrome
	PB	Polished Brass
	BL	Black
	CF	Custom Finish

F Key Retaining

X No Option
(Function of the Lock)

G Keyed Different


N No
Y Yes

H Stamp Lock

N No
Y Yes

I Master Keyed

N No
Y Yes



USED ON THE FOLLOWING REMOVABLE CORE LOCK TYPES:

-CAM LOCKS

-DRAWER/DOOR LOCKS

-GANG LOCKS

-DL36 SNAP BOLT LOCK

-PL40 PLUNGER LOCKS

-AND

-PL50 PLUNGER LOCKS

ASSA® Desmo Keys

Our ASSA® Desmo High Security cabinet lock keys are made from nickel-silver for long life; there are no deep cut to weaken the key. ASSA® Desmo keys must be precisely cut to exact depths and angles, and require special duplicating machines. The key blanks are considered restricted, factory controlled and never sold as uncut blanks.

Duplicate keys can not be made without the written signature consent and drivers license identification of the Authorized Purchasing Personnel. The patented key programs prevent the unauthorized duplication of keys and maintain system integrity.

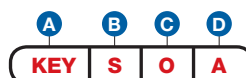
Additional ASSA® Desmo restricted keys can only be ordered under the signature of the authorized user.

Original Keys can be ordered by referencing the stamp number on the key.

If keys have been lost or stolen, we can reference the stamp number on the lock housings, cams or bolts if available.

**Item Number**

To determine your item number enter the **RED** option code for each section as in the example below.



A Item
KEY Key

B Core Type
S ASSA® Desmo
J ASSA® Desmo
Removable Core

C Key Function
O Operating
M Master
C Control
For Removable Core

D Key Code
XXXXX Specific
Up to 5 digits
A Any
Kenstan assigns

ABLOY® Line of Locks



Introduction	$\frac{V}{1}$					
Cam Locks	$\frac{V}{2}$ $\frac{V}{3}$					
Drawer/Door Locks	$\frac{V}{4}$					
Gang Locks	$\frac{V}{5}$					
Snap Bolt Lock	$\frac{V}{6}$					
Plunger Locks	$\frac{V}{7}$ $\frac{V}{8}$					
Keys	$\frac{V}{9}$					





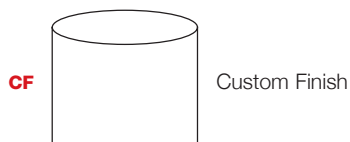
Standard Plating Finish



*Special Plating Finishes



*Custom Plating Finish



* Extended lead-time and plating lot charges may apply to Special and Custom finishes. Please call Kenstan for details.

ABLOY® EXEC Line of Locks

The **V** line offers high security in a variety of showcase and cabinet locks with thousands of high-security precision cut key combinations.

Locks can be keyed alike, individually or in groups and can be master, grand master or great grand master keyed.

Delivery

At Kenstan, we assemble every lock to order and strive to meet your requested in-house date. Our standard lead time is to ship within two weeks from the receipt of your order. Rush orders and emergency services are available.

Plating

The **V** line standard plating finish is Polished Chrome.

A wide range of special plating finishes is also available, including Satin Chrome, Polished Brass, Satin Brass, Statuary Bronze, Matte Black and Custom Finishes to match your showcase hardware.

Please note: Extended lead-time and plating lot charges may apply to Special and Custom finishes. Please call Kenstan for details.

Resistance to Attack and Key Control

Our **V** line showcase and cabinet locks offer rotating disc technology and are designed to offer a high level of physical security. The disc-style locking mechanism is designed without springs, assuring long life and smooth operation. It is nearly impossible to pick these locks using standard techniques.

We can register your keys and maintain your key plans by store, retail department, showcase/cabinets, or office and we maintain a historical database of key numbers. For security reasons, duplication of **V** keys for locks purchased originally from Kenstan can only be obtained through Kenstan with an authorized signature. Key blanks are never sold.

Key Retaining Lock Function

The **V** line standard operation is a key retaining function (captive), which means that the operating key can be removed in the locked position only; therefore, the lock cannot be accidentally left in the open/unlocked position.

Please Note: Our **V** line of locks have a 90 degrees "lost motion" operation. The key is inserted and turned 90 degrees (key verification process) before the lock can begin to open.

Designer Note: For true captive operation, the use of our captive key locks must be coordinated with sliding door showcase design. The use of non by-passing sliding doors is recommended to restrict door movement and ensure key removal only when the doors are in the secure position.

Item Number

To determine your item number enter the **RED** option code for each section as in the example below.

A	B	C	D	E	F	G	H	I	J	K
CL	V	04	1203	PN	Y	Y	Y	N	W	106

A Lock Style

CL Cam Lock

B Core Type

V* ABLOY® EXEC
V3* ABLOY® SENTRY
V4 ABLOY® PROTEC

C Housing Length

MAXIMUM MATERIAL THICKNESS

	WOOD	METAL	GLASS	BARREL LENGTH
03	7/16"	1/2"	3/8"	7/8"
04*	11/16"	3/4"	5/8"	1-1/8"
10	1-1/2"	-	-	1-3/4"
11	1-3/4"	-	-	2"
13	2-3/8"	-	-	2-3/4"
14	2-5/8"	-	-	3"

D Cam Rotation

	LOCKED	OPEN		LOCKED	OPEN
0312*	3	12	0912	9	12
0306	3	6	0903	9	3
0309	3	9	0906*	9	6
0612	6	12	1203	12	3
0603*	6	3	1206	12	6
0609	6	9	1209*	12	9

E Plating Finish

Extended lead-time and plating lot charges may apply to Special and Custom finishes.

Special Finish	PC	Polished Chrome
	SC	Satin Chrome
	PB	Polished Brass
	BL	Matte
	ST	Statuary Bronze
	CF	Custom Finish

F Key Retaining

Y Yes

G Keyed Different

N No
Y Yes

H Stamp Lock

N No
Y Yes

I Master Keyed

N No
Y Yes
G Grand Master
GA Great Grand Master

J Material Installation

W Wood
M Metal
GR Glass with Round Hole
GD Glass with Double "D" Hole
O Other - No Mounting Hardware



All Cam Locks come with a 1-1/4" Straight Cam unless a different cam is chosen.

K Cam Type

STRAIGHT

101	5/8"
102	3/4"
103	7/8"
104	1"
105	1-1/8"
106	1-1/4"
107	1-3/8"
108	1-1/2"
110	1-3/4"
112	2"
116	2-1/2"

1/8" OFFSET

303	7/8"
306	1-1/4"
308	1-1/2"
312	2"

1/4" OFFSET

403	7/8"
404	1"
406	1-1/4"
408	1-1/2"
410	1-3/4"
412	2"
414	2-1/4"

3/8" OFFSET

504	1"
506	1-1/4"
508	1-1/2"
512	2"

1/2" OFFSET

606	1-1/4"
608	1-1/2"
610	1-3/4"
612	2"

5/8" OFFSET

712	2"
------------	----

HOOK

202	3/4"
204	1"
206	1-1/4"
208	1-1/2"
210	1-3/4"

PIN CAM

P604	9/16" offset
-------------	--------------

FOR SWITCH KIT

SL	No Cam*
-----------	---------

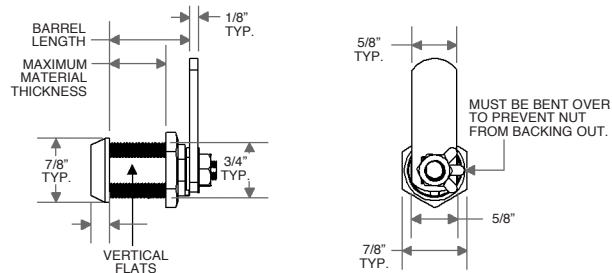
*Switch option available. See Page A10 to order switch kit.

Continued

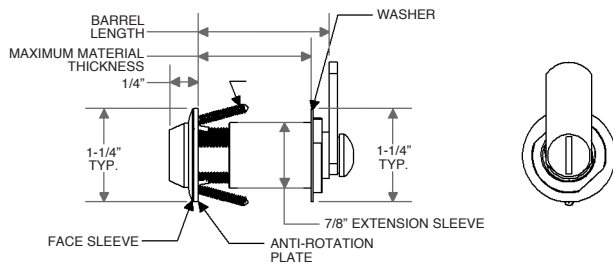
*Call Kenstan for counter clockwise rotations.



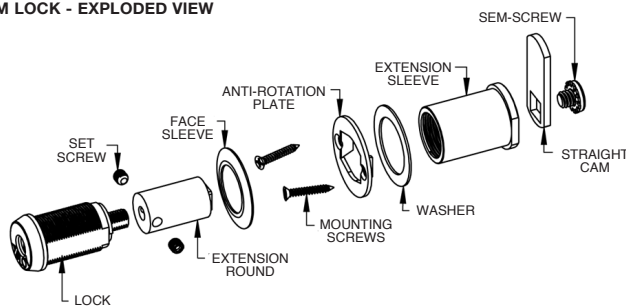
C HOUSING LENGTHS 03 and 04



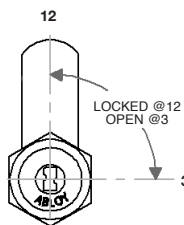
C HOUSING LENGTHS 10, 11, 13 and 14



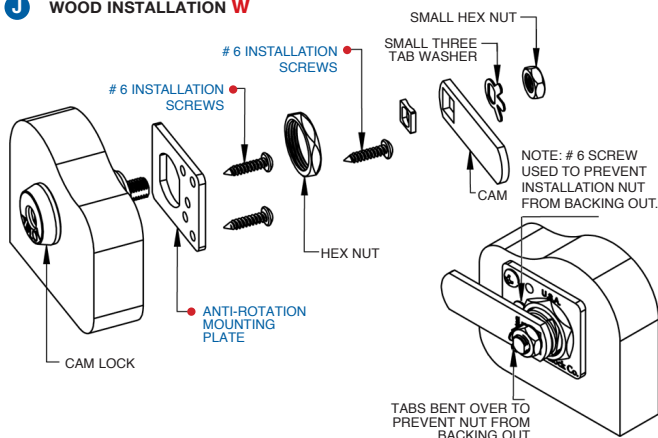
CAM LOCK - EXPLODED VIEW



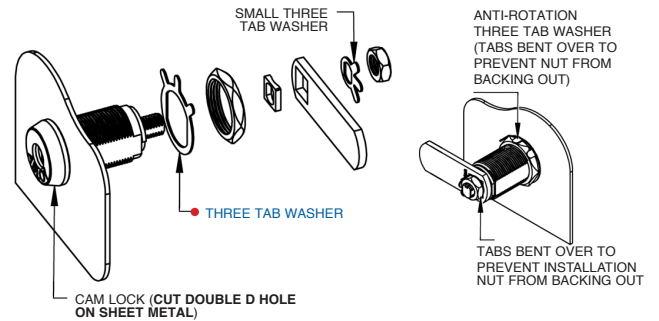
D CAM ROTATIONS EXAMPLE



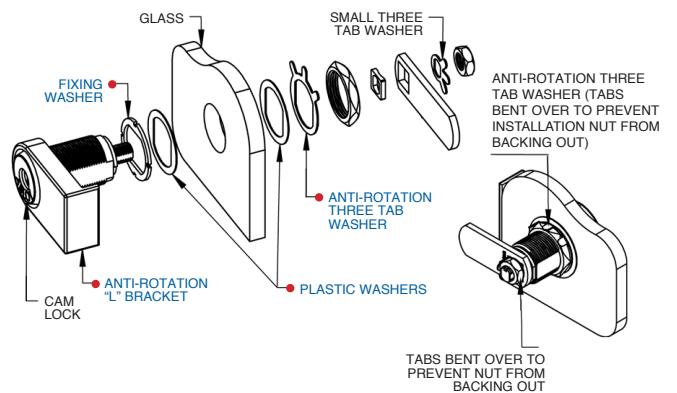
J WOOD INSTALLATION W



J METAL INSTALLATION M

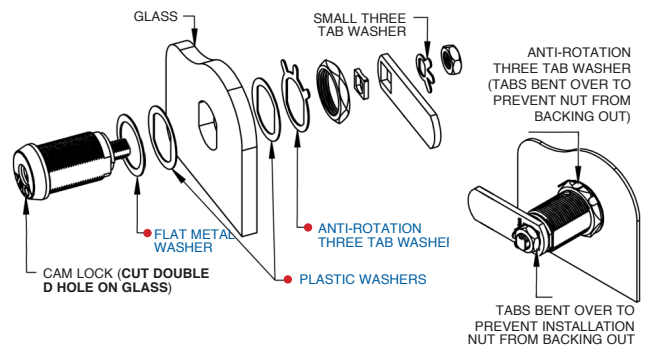


J GLASS INSTALLATION - ROUND HOLE GR

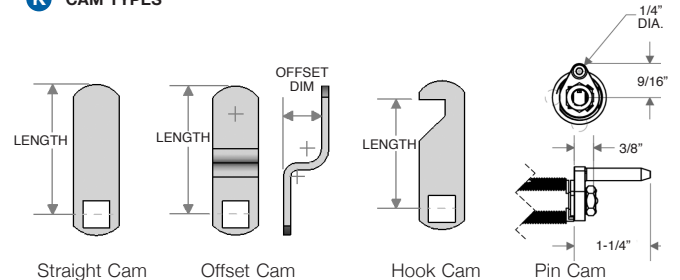


Dimension from center of hole to the edge of glass is 1-1/4"

J GLASS INSTALLATION - DOUBLE D HOLE GD



K CAM TYPES



Note: All Offset cams are reversible.

Item Number

To determine your item number enter the **RED** option code for each section as in the example below.

A	B	C	D	E	F	G	H	I
DL	V	L	3209	PC	Y	Y	Y	N

A Lock Style

DL Drawer/Door Lock

B Core Type

V ABLOY® EXEC
V3 ABLOY® SENTRY
V4 ABLOY® PROTEC

C Housing Length

L 1-3/16"

D Bolt Type**STRAIGHT BOLT**

2001 1-1/8"
2002 1-3/4"
2003 2-3/8"
2004 3-3/16"

3/8" OFFSET BOLT

2205 1-11/16"

DIECAST SPRING BOLT

3209 1-3/8" Std.

INVERTED SLIDING SPRING BOLT

3410 1-3/8" Left
3411 1-3/8" Right

E Plating Finish

Extended lead-time and plating lot charges may apply to Special and Custom finishes.

Special Finish	PC	Polished Chrome
	SC	Satin Chrome
	PB	Polished Brass
	BL	Matte Black
	ST	Statuary Bronze
	CF	Custom Finish

F Key Retaining

*Option available only on Spring Bolt models.

N* No
Y Yes

G Keyed Different

N No
Y Yes

H Stamp Lock

N No
Y Yes

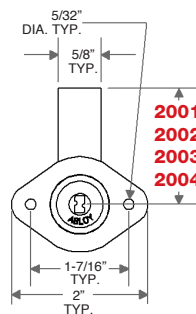
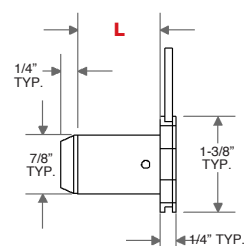
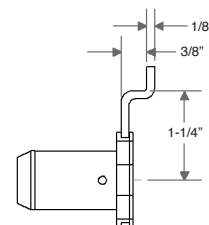
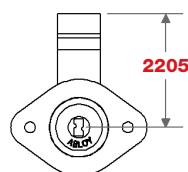
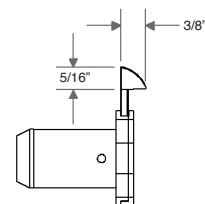
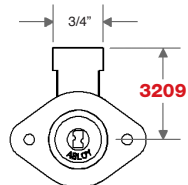
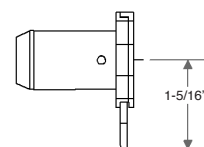
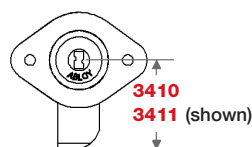
I Master Keyed

N No
Y Yes
G Grand Master
GA Great Grand Master



Pat. Pending

"Throw" (distance bolt travels from the locked to unlocked position) is 7/16".
 All dimensions shown are in the locked position.

D STRAIGHT BOLT**C HOUSING LENGTH****D 3/8" OFFSET BOLT****D DIECAST SPRING BOLT (3/16\"/>****D INVERTED SLIDING SPRING BOLT**

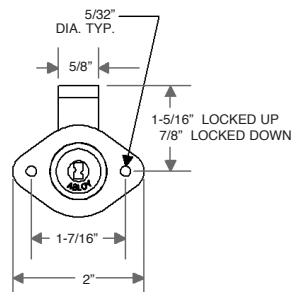
Item Number

To determine your item number enter the **RED** option code for each section as in the example below.

A Lock Style	
GL	Gang Lock
B Core Type	
V	ABLOY® EXEC
V3	ABLOY® SENTRY
V4	ABLOY® PROTEC
C Housing Length	
L	1-3/16"
D Mount Style/Bar Length	
Notch for Pin must be on Bottom of Drawer	FRONT MOUNT LOCKED UP
	2424 24"
	2436 36"
	2448 48"
	24CL Custom
	24NO No Bar
Notch for Pin must be on Top of Drawer	SIDE MOUNT LOCKED UP
	2624 24"
	2636 36"
	2648 48"
	26CL Custom
Notch for Pin must be on Bottom of Drawer	FRONT MOUNT LOCKED DOWN
	2824 24"
	2836 36"
	2848 48"
	28CL Custom
	28NO No Bar
Notch for Pin must be on Top of Drawer	SIDE MOUNT LOCKED DOWN
	3024 24"
	3036 36"
	3048 48"
	30CL Custom
E Plating Finish	
Extended lead-time and plating lot charges may apply to Special and Custom finishes.	
Special Finish	PC Polished Chrome
	SC Satin Chrome
	PB Polished Brass
	BL Matte Black
	ST Statuary Bronze
Special Finish	CF Custom Finish
F Key Retaining	
Y	Yes
G Keyed Different	
N	No
Y	Yes
H Stamp Lock	
N	No
Y	Yes
I Master Keyed	
N	No
Y	Yes
G	Grand Master
GA	Great Grand Master

Throw (distance bolt travels from the locked to unlocked position) is 7/16".

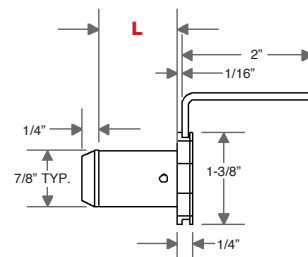
FRONT MOUNT - FRONT VIEW



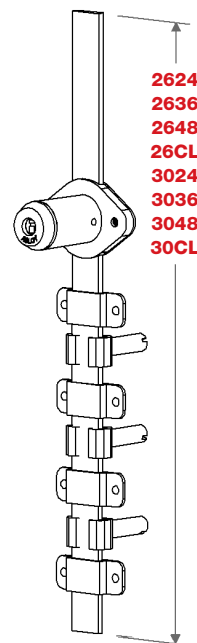
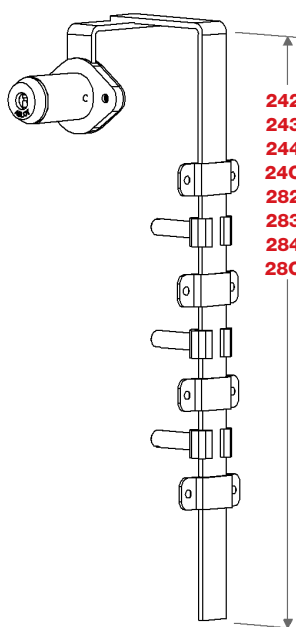
FRONT MOUNT (Shown with a Gang 3C Kit)

Pat. Pending

FRONT MOUNT - SIDE VIEW

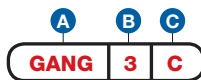


SIDE MOUNT (Shown with a Gang 3C Kit)



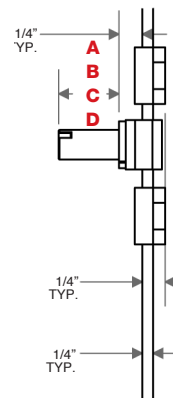
Gang Lock Packages

To determine your item number enter the **RED** option code for each section as in the example below.



GANG 3C A kit with three adjustable stops, three 1-1/8" pins, three lock washers, and four closed bar guides.

A Package	
GANG	
B Number of Drawers	
2	
3	
4	
C Pin Length	
A	5/8"
B	3/4"
C	1-1/8"
D	1-7/8"



Item Number

To determine your item number enter the **RED** option code for each section as in the example below.

A	B	C	D	E	F	G	H	I
DL	V	L	36	PC	N	Y	Y	N

A Lock Style

DL Drawer/Door Lock

B Core Type

V ABLOY® EXEC
V3 ABLOY® SENTRY
V4 ABLOY® PROTEC

C Housing Length

L 1-3/16"

D Bolt Type

SNAP BOLT
36 3/4"

E Plating Finish

Extended lead-time and plating lot charges may apply to Special and Custom finishes.

Special Finish	PC	Polished Chrome
	SC	Satin Chrome
	PB	Polished Brass
	BL	Matte Black
	ST	Statuary Bronze
	CF	Custom Finish

F Key Retaining

N No

G Keyed Different

N No
Y Yes

H Stamp Lock

N No
Y Yes

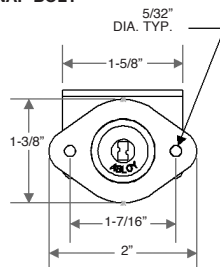
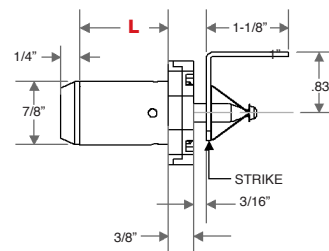
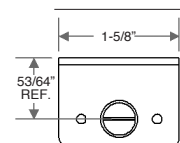
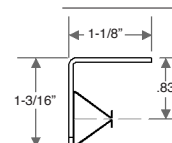
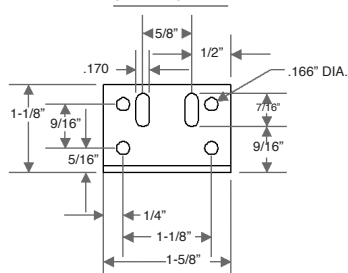
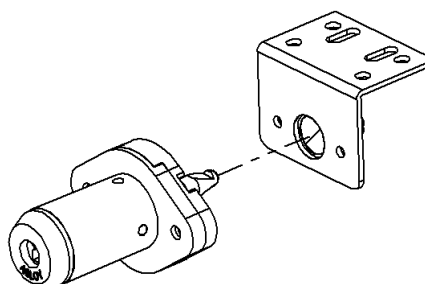
I Master Keyed

N No
Y Yes
G Grand Master
GA Great Grand Master



Pat. Pending

All dimensions shown are in the locked position.

D SNAP BOLT

C HOUSING LENGTH

STRIKE FRONT VIEW

STRIKE SIDE VIEW

STRIKE TOP VIEW

ISOMETRIC VIEW


Price List and Data Sheet

Item Number

To determine your item number enter the **RED** option code for each section as in the example below.

A	B	C	D	E	F	G	H	I
PL	V	40	R2	PC	Y	Y	Y	N

A Lock Style

PL Plunger Lock

B Core Type

V ABLOY® EXEC
V3 ABLOY® SENTRY
V4 ABLOY® PROTEC

C Housing Style

40 Oval Flange

D Plunger Type/Length

ROUND SERIES
R2 7/16"
CL Custom Length

E Plating Finish

Extended lead-time and plating lot charges may apply to Special and Custom finishes.

Special Finish

PC	Polished Chrome
SC	Satin Chrome
PB	Polished Brass
BL	Matte Black
ST	Statuary Bronze
CF	Custom Finish

F Key Retaining

Y Yes

G Keyed Different

N No
Y Yes

H Stamp Lock

N No
Y Yes

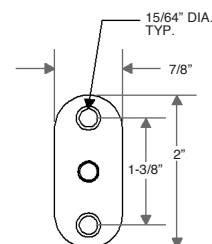
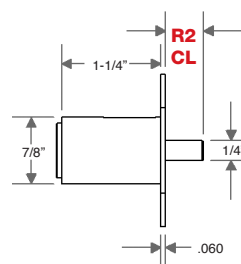
I Master Keyed

N No
Y Yes
G Grand Master
GA Great Grand Master



All dimensions shown are in the locked position.

D ROUND SERIES



Item Number

To determine your item number enter the **RED** option code for each section as in the example below.

A	B	C	D	E	F	G	H	I
PL	V	50	R2	PC	Y	Y	Y	N

A Lock Style

PL Plunger Lock

B Core Type

V ABLOY® EXEC
V3 ABLOY® SENTRY
V4 ABLOY® PROTEC

C Housing Style

50 Round Flange

D Plunger Type/Length

ROUND SERIES
R2 7/16"
CL Custom Length

E Plating Finish

Extended lead-time and plating lot charges may apply to Special and Custom finishes.

PC Polished Chrome
SC Satin Chrome
PB Polished Brass
BL Matte Black
ST Statuary Bronze
CF Custom Finish

F Key Retaining

Y Yes

G Keyed Different

N No
Y Yes

H Stamp Lock

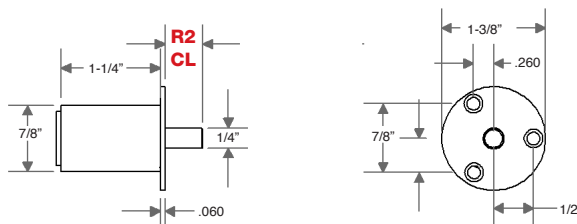
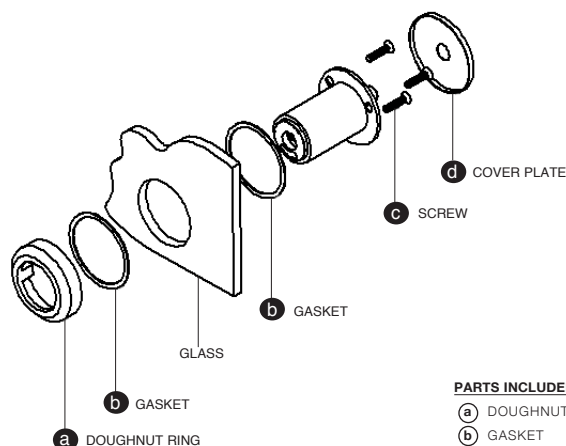
N No
Y Yes

I Master Keyed

N No
Y Yes
G Grand Master
GA Great Grand Master



All dimensions shown are in the locked position.

D ROUND SERIES

PLV50 INSTALLATION


PARTS INCLUDED	QTY.
(a) DOUGHNUT RING	1
(b) GASKET	2
(c) SCREW	3
(d) COVER PLATE	1

ABLOY® EXEC Keys

Our ABLOY® EXEC High Security cabinet lock keys are made from nickel-silver and have a heavyduty polymer key bow. ABLOY® EXEC keys must be precisely cut to exact depths and angles, and require special duplicating machines. The key blanks are considered restricted, factory controlled and never sold as uncut blanks. Duplicate keys can not be made without the written signature consent and drivers license identification of the Authorized Purchasing Personnel. The patented key programs prevent the unauthorized duplication of keys and maintain system integrity.

Additional ABLOY® EXEC restricted keys can only be ordered under the original signature authorized users who initiated the keying plan.

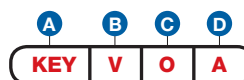
Kenstan Original Keys can be ordered by referencing the stamp number on the key.

If keys have been lost or stolen, we can reference the stamp number on the lock housings, cams or bolts if available.



Item Number

To determine your item number enter the **RED** option code for each section as in the example below.



A Item

KEY Key

B Core Type

V ABLOY® EXEC
V3 ABLOY® SENTRY
V4 ABLOY® PROTEC

C Key Function

O Operating
M Master
G Grand Master
GA Great Grand Master

D Key Code

XXXXX Specific
Up to 5 digits
A Any
Kenstan assigns

Interchangeable Core Line of Locks



Introduction	$\frac{I}{1}$					
Cam Locks	$\frac{I}{2}$ $\frac{I}{3}$ $\frac{I}{4}$					
Drawer/Door Locks	$\frac{I}{5}$ $\frac{I}{6}$	 				
Gang Locks	$\frac{I}{7}$					
Door Locks	$\frac{I}{8}$					
Snap Bolt Lock	$\frac{I}{9}$					
Plunger Locks	$\frac{I}{10}$ $\frac{I}{11}$ $\frac{I}{12}$	  				
Ratchet Lock	$\frac{I}{13}$					
Cores	$\frac{I}{14}$					
Keys	$\frac{I}{15}$					



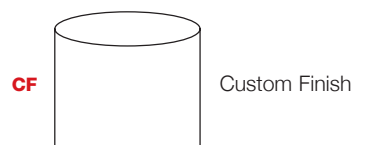
Standard Plating Finish



* Special Plating Finishes



* Custom Plating Finish



* Extended lead-time and plating lot charges may apply to Special and Custom finishes. Please call Kenstan for details.

Interchangeable Core Line of Locks

Our **I** line offers excellent security in a variety of showcase locks and door hardware applications by using thousands of 6 and 7 Pin Tumbler key combinations.

Cores can be keyed alike, individually or in groups and can be master keyed in up to four levels for greater flexibility. Kenstan housings and cores are equivalent to Best Access locks and are therefore interchangeable among both company products.

Delivery

At Kenstan, we assemble every lock to order and strive to meet your requested in-house date. Our standard lead time is to ship within two weeks from the receipt of your order. Rush orders and emergency services are available.

Plating

The **I** line standard plating finish for housings and cores is Brushed Chrome.

A wide range of special plating finishes is also available, including Polished Chrome, Polished Brass, Matte Black, Statuary Bronze, Satin Brass and Custom Finishes to match your showcase hardware.

Please note: Extended lead-time and plating lot charges may apply to Special and Custom finishes. Please call Kenstan for details.

Handing

Handing means the orientation of the key relative to the bolt movement. We can almost always orient the lock so the key is inserted vertically.

- **Right Handing** means the door hinges on the right side and locks on the left.
- **Left Handing** means the door hinges on the left side and locks on the right.
- **Vertical Handing** means the drawer is locked at the top.
- **Inverted Handing** means the drawer is locked at the bottom.

Key Control

Kenstan can register your keys and maintain your key plans by store, retail department, showcase/cabinets, or office and we maintain a historical database of key numbers. Keys should be secured when not in use.

Key Retaining vs. Non-Key Retaining Lock Function

The **I** line standard operation is a non-key retaining function (non-captive). The operating key can be removed in both the locked and unlocked position.

For higher security, we recommend the key retaining (captive) function, which ensures that the key can be removed only in the locked position and prevents the lock from being accidentally left in the open or unlocked position.

Designer note: For true captive operation, the use of our captive key locks must be coordinated with sliding door showcase design. The use of non by-passing sliding doors is recommended to restrict door movement and ensure key removal only when the doors are in the secure position.

Item Number

To determine your item number enter the **RED** option code for each section as in the example below.

A	B	C	D	E	F	G	H
CL	I	06	1203	BC	Y	W	112

A Lock Style

CL Cam Lock

B Core Type*

I I.C. Core

C Housing Length

06 1-5/8"

D Cam Rotation

	LOCKED	OPEN
0312	3	12
0306	3	6
0309	3	9
0612	6	12
0603	6	3
0609	6	9
0912	9	12
0903	9	3
0906	9	6
1203	12	3
1206	12	6
1209	12	9

E Plating Finish

Extended lead-time and plating lot charges **may** apply to Special and Custom finishes.

Special Finish	BC	Brushed Chrome
	PC	Polished Chrome
	PB	Polished Brass
	SB	Satin Brass
	BL	Matte Black
	CF	Custom Finish

F Key Retaining

N No
Y Yes

G Material Installation

W Wood
M Metal
GR Glass W/ Round Hole
GD Glass W/ DD Hole

*Cores are not included with this lock.
See page I14 to order cores.



Patent U.S. 8,028,555 B2

Note: This Lock comes with a 2" Straight Cam unless a different Cam is chosen.

H Cam Type

STRAIGHT

102	3/4"
103	7/8"
104	1"
105	1-1/8"
106	1-1/4"
107	1-3/8"
108	1-1/2"
110	1-3/4"
112	2"
116	2-1/2"

HOOK

202	3/4"
204	1"
206	1-1/4"
208	1-1/2"
210	1-3/4"

3/8" OFFSET

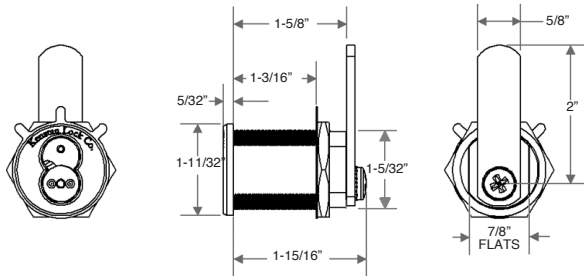
511 1-7/8" (AI06CAM511)

CUSTOM CAM

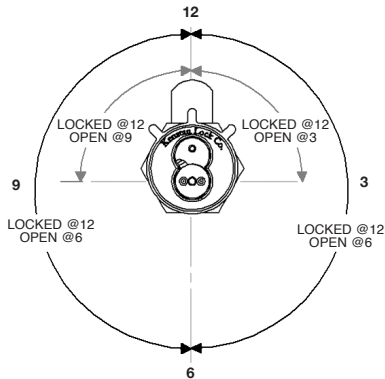
CL

Continued

C HOUSING LENGTH 06

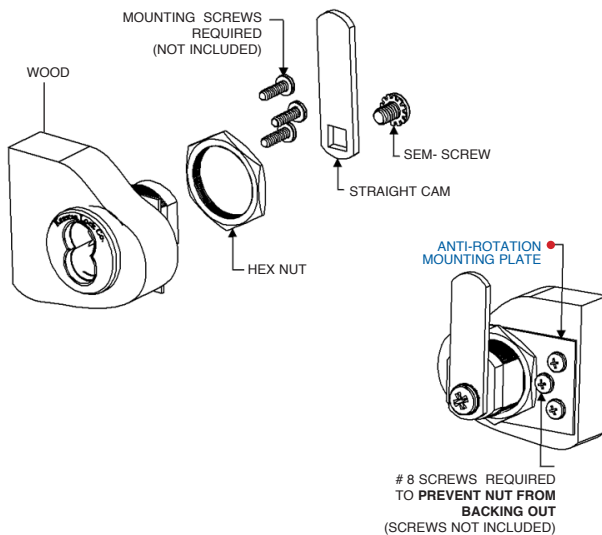


D CAN ROTATION (Front of lock shown)

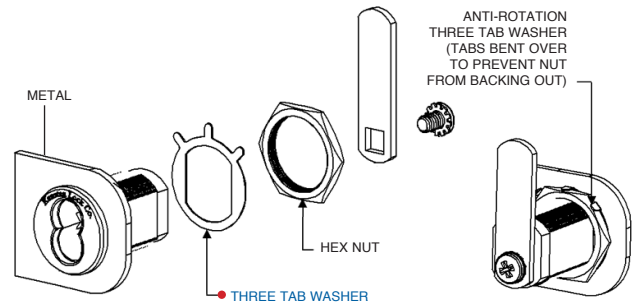


*All 180 degree rotations are clockwise, unless specified.

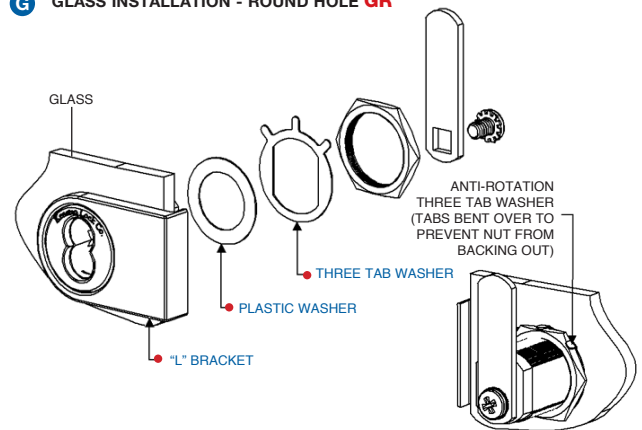
G WOOD INSTALLATION W



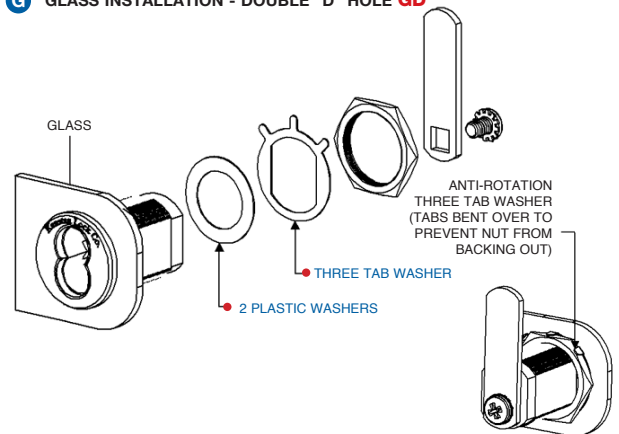
G METAL INSTALLATION M (A double "D" shape hole is required)



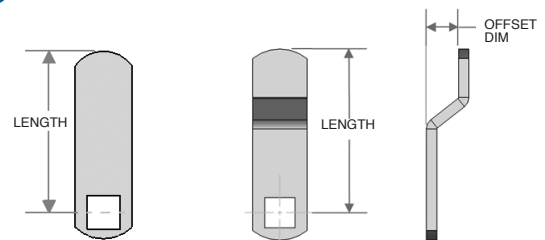
G GLASS INSTALLATION - ROUND HOLE GR



G GLASS INSTALLATION - DOUBLE "D" HOLE GD



H CAM TYPE



Straight Cam

Offset Cam

Note: All cams are reversible.

Item Number

To determine your item number enter the **RED** option code for each section as in the example below.

A	B	C	D	E	F	G
CL	I	05	1203	BC	Y	W

A Lock Style

CL Cam Lock

B Core Type*

I I.C. Core

C Housing Length

05 1-7/16"

D Cam Rotation

	LOCKED	OPEN
0312	3	12
0306	3	6
0603	6	3
0609	6	9
0912	9	12
0906	9	6
1203	12	3
1209	12	9

E Plating Finish

Extended lead-time and plating lot charges **may** apply to Special and Custom finishes.

Special Finish	BC	Brushed Chrome
	PC	Polished Chrome
	PB	Polished Brass
	SB	Satin Brass
	BL	Matte Black
	CF	Custom Finish

F Key Retaining

N No
Y Yes

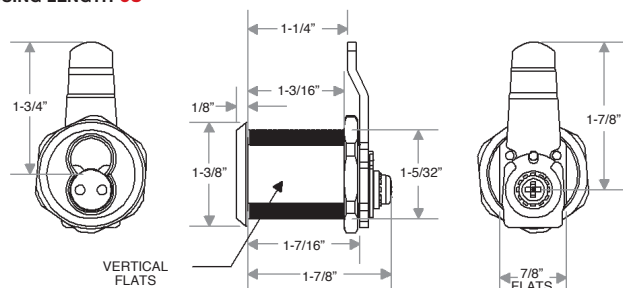
G Material Installation

W	Wood
M	Metal
GR	Glass W/ Round Hole
GD	Glass W/ DD Hole

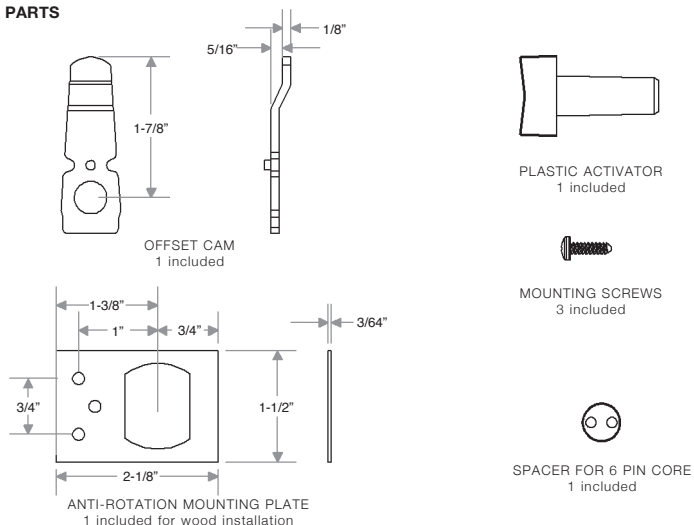
*Cores are not included with this lock.
See page I14 to order cores.




C HOUSING LENGTH 05



LOCK PARTS



CLI05 Old Design vs CLI06 New Design



On page $\frac{I}{2}$ & $\frac{I}{3}$

- You assemble and install
- Less options and complicated to install
- We assemble and you install
- More options and easy to install

Price List and Data Sheet

Item Number

To determine your item number enter the **RED** option code for each section as in the example below.

A	B	C	D	E	F
DL	I	25	RV	BC	N

A Lock Style

DL Drawer/Door Lock

B Core Type*

I I.C. Core

C Housing Length/Bolt Type

1-1/4" HOUSING LENGTH (STD.)

25 Dead Bolt

1-3/8" EXTRA LONG HOUSING

New **L25*** Dead Bolt

**Brush Chrome finish only*

D Housing Style

RIM SERIES

RR Right
RL Left
RI Inverted
RV Vertical

E Plating Finish

Extended lead-time and plating lot charges may apply to Special and Custom finishes.


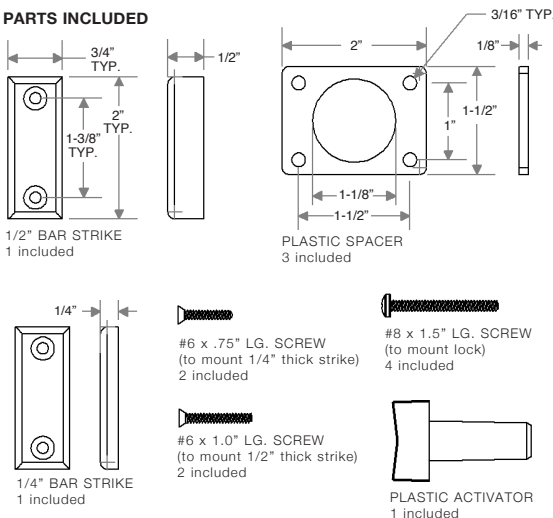
BC Brushed Chrome
PC Polished Chrome
PB Polished Brass
BL Matte Black
CF Custom Finish

F Key Retaining

N No
Y Yes

*Cores are not included with this lock.
See page I14 to order cores.

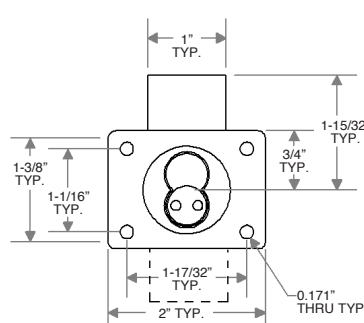
PARTS INCLUDED



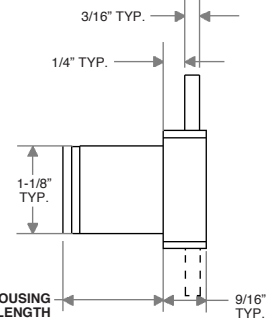
"Throw" (distance bolt travels from the locked to unlocked position) is 23/32".

All dimensions shown are in the locked position.

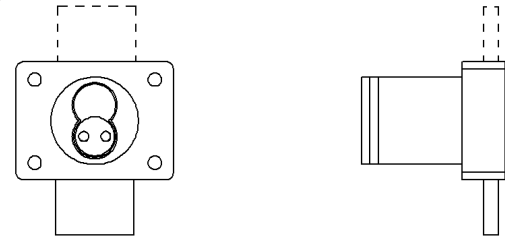
D VERTICAL



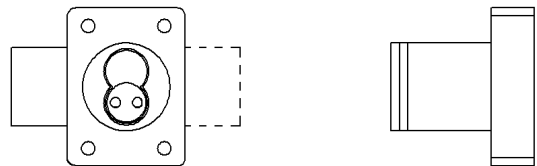
C HOUSING LENGTH



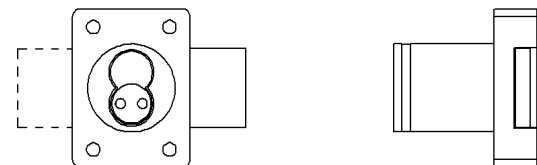
D INVERTED



D RIGHT

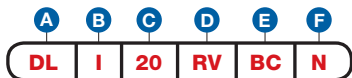


D LEFT



Item Number

To determine your item number enter the **RED** option code for each section as in the example below.



A Lock Style

DL Drawer/Door Lock

B Core Type*

I I.C. Core

C Housing Length/Bolt Type

1-1/16" HOUSING LENGTH (STD.)

20 Straight Dead Bolt

32 Spring

33 Reverse Spring

1-3/8" EXTRA LONG HOUSING

L20* Straight Dead Bolt

L32* Spring

L33* Reverse Spring

*Brush Chrome finish only

D Housing Style

RIM SERIES

RR Right

RL Left

RI Inverted*

RV Vertical

MORTISE SERIES

MR Right

ML Left

MI Inverted*

MV Vertical

E Plating Finish

Extended lead-time and plating lot charges may apply to Special and Custom finishes.

Special Finish	BC	Brushed Chrome
	PC	Polished Chrome
	PB	Polished Brass
	SB	Satin Brass
	BL	Matte Black
	CF	Custom Finish

F Key Retaining

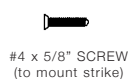
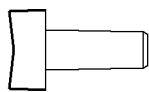
*Option available only on Straight Dead Bolt model.

N	No
Y*	Yes

*Cores are not included with this lock. See page I14 to order cores.

*Inverted Straight Dead Bolts are Non Key Retaining only.

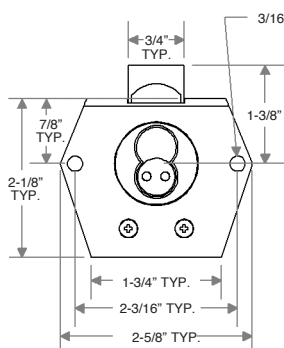
PARTS INCLUDED



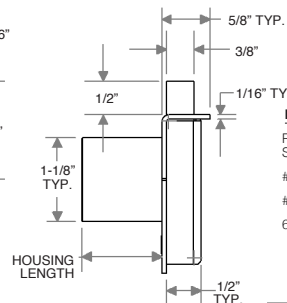
"Throw" (distance bolt travels from the locked to unlocked position) is 1/2".

All dimensions shown are in the locked position.

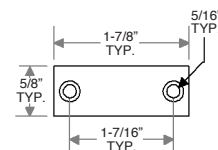
D RIM MOUNT VERTICAL DEAD BOLT



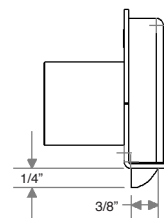
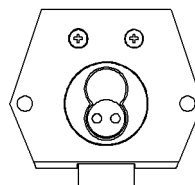
C HOUSING LENGTH



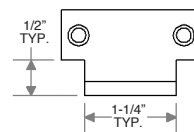
PARTS INCLUDED	QTY.
RIM DEAD BOLT STRIKE	1
#4 x 5/8" LG. SCREW	2
#8 x 1/2" LG. SCREW	2
6 PIN SPACER	1



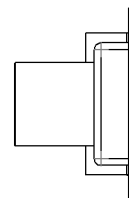
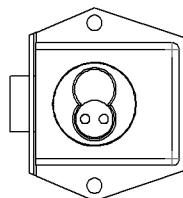
D RIM MOUNT INVERTED SPRING BOLT



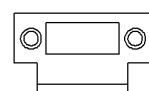
PARTS INCLUDED	QTY.
RIM SPRING BOLT STRIKE	1
#4 x 5/8" LG. SCREW	2
#8 x 1/2" LG. SCREW	2
6 PIN SPACER	1



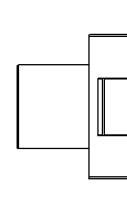
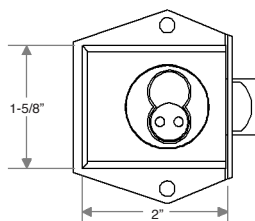
D MORTISE MOUNT RIGHT SPRING BOLT



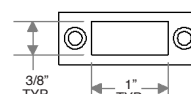
PARTS INCLUDED	QTY.
MORTISE SPRING BOLT STRIKE	1
#4 x 5/8" LG. SCREW	2
#8 x 1/2" LG. SCREW	2
6 PIN SPACER	1



D MORTISE MOUNT LEFT DEAD BOLT



PARTS INCLUDED	QTY.
MORTISE DEAD BOLT STRIKE	1
#4 x 5/8" LG. SCREW	2
#8 x 1/2" LG. SCREW	2
6 PIN SPACER	1



Price List and Data Sheet

Item Number

To determine your item number enter the **RED** option code for each section as in the example below.

A	B	C	D	E	F
GL	I	R	2424	BC	N

A Lock Style
GL Gang Lock

B Core Type*
I I.C. Core

C Housing Style
R Rim Series
M Mortise Series

D Mount Style/Bar Length

Notch for Pin must be on Bottom of Drawer	FRONT MOUNT LOCKED UP	
	2424	24"
	2436	36"
	2448	48"
	24CL	Custom
Notch for Pin must be on Top of Drawer	24NO	No Bar
	SIDE MOUNT LOCKED UP	
	2624	24"
	2636	36"
	2648	48"
	26CL	Custom
Notch for Pin must be on Bottom of Drawer	FRONT MOUNT LOCKED DOWN	
	2824	24"
	2836	36"
	2848	48"
	28CL	Custom
Notch for Pin must be on Top of Drawer	28NO	No Bar
	SIDE MOUNT LOCKED DOWN	
	3024	24"
	3036	36"
	3048	48"
	30CL	Custom

E Plating Finish

Extended lead-time and plating lot charges **may** apply to Special and Custom finishes.

Special Finish	BC	Brushed Chrome
	PC	Polished Chrome
	PB	Polished Brass
	SB	Satin Brass
	BL	Matte Black
	CF	Custom Finish

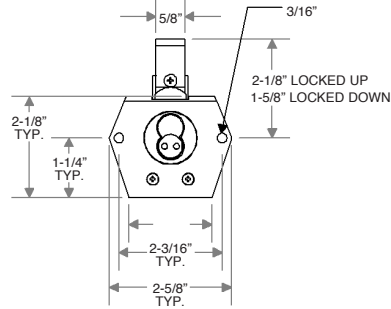
F Key Retaining

N No
Y Yes

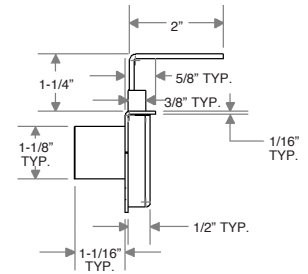
*Cores are not included with this lock.
See page I14 to order cores.

"Throw" (distance bolt travels from the locked to unlocked position) is 1/2".

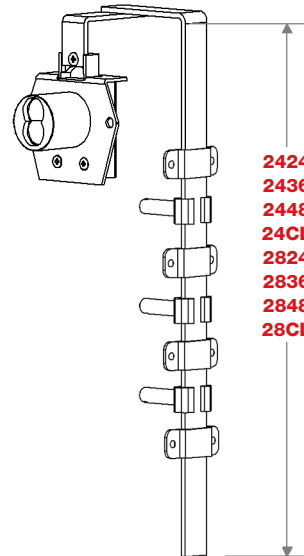
FRONT MOUNT - FRONT VIEW



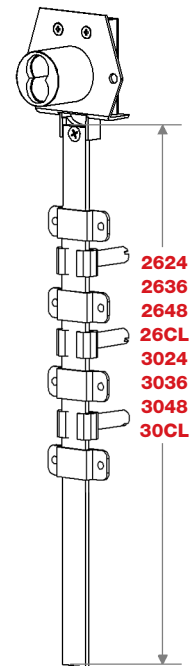
FRONT MOUNT - SIDE VIEW



FRONT MOUNT (Shown with a Gang 3C Kit)



SIDE MOUNT (Shown with a Gang 3C Kit)



Gang Lock Packages

To determine your item number enter the **RED** option code for each section as in the example below.

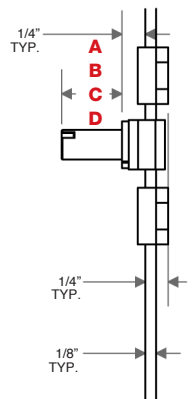
A	B	C
GANG	3	C

GANG 3C A kit with three adjustable stops, three 1-1/8" pins, three lock washers, and four closed bar guides.

A Package
GANG

B Number of Drawers
2
3
4

C Pin Length
A 5/8"
B 3/4"
C 1-1/8"
D 1-7/8"



Item Number

To determine your item number enter the **RED** option code for each section as in the example below.

A	B	C	D	E	F
DL	I	35	RI	BC	N

A Lock Style

DL Drawer/Door Lock

B Core Type*

I I.C. Core

C Bolt Type

35 Interlocking Spring

D Housing Style

RIM SERIES

RI Inverted

MORTISE SERIES

MI Inverted

E Plating Finish

Extended lead-time and plating lot charges may apply to Special and Custom finishes.

Special Finish	BC	Brushed Chrome
	PC	Polished Chrome
	PB	Polished Brass
	SB	Satin Brass
	BL	Matte Black
	CF	Custom Finish

F Key Retaining

N No

*Cores are not included with this lock.
See page I14 to order cores.

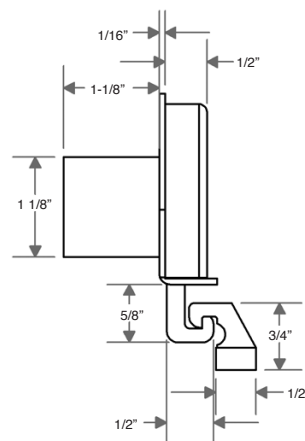
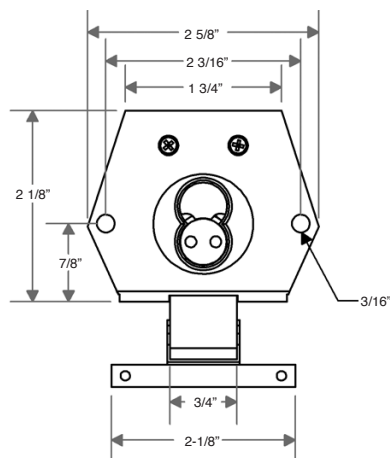


Discontinued
Limited Quantity
available

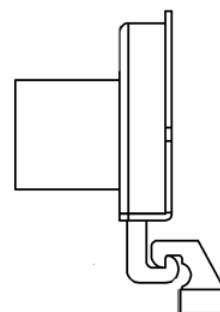
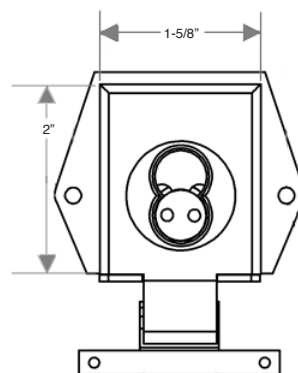
Patented

All dimensions shown are in the locked position.

D RIM MOUNT INVERTED INTERLOCKING SPRING BOLT



D MORTISE MOUNT INVERTED INTERLOCKING SPRING BOLT



Price List and Data Sheet

Item Number

To determine your item number enter the **RED** option code for each section as in the example below.

A	B	C	D	E	F
DL	I	36	RV	BC	N

A Lock Style

DL Drawer/Door Lock

B Core Type*

I I.C. Core

C Bolt Type

36 Snap Bolt

D Housing Style

RIM SERIES
RV Vertical

E Plating Finish

Extended lead-time and plating lot charges may apply to Special and Custom finishes.

Special Finish	BC	Brushed Chrome
	PC	Polished Chrome
	PB	Polished Brass
	SB	Satin Brass
	BL	Matte Black
	CF	Custom Finish

F Key Retaining

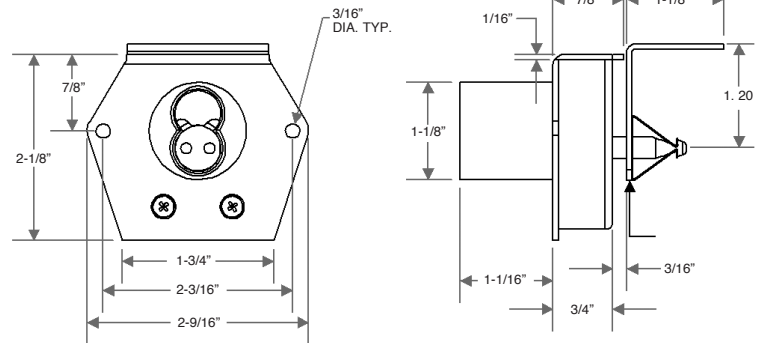
N No

*Cores are not included with this lock.
See page I14 to order cores.



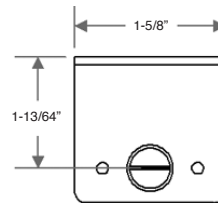
All dimensions shown are in the locked position.

D RIM MOUNT VERTICAL SNAP BOLT

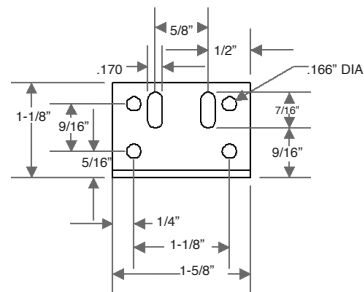


STRIKE FRONT VIEW

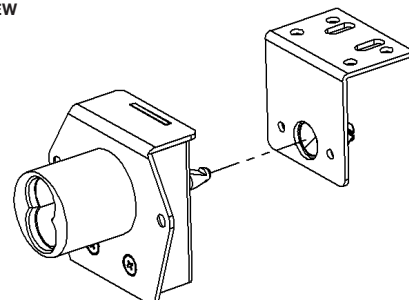
STRIKE SIDE VIEW



STRIKE TOP VIEW

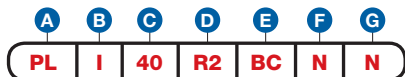


ISOMETRIC VIEW



Item Number

To determine your item number enter the **RED** option code for each section as in the example below.



A Lock Style

PL Plunger Lock

B Core Type*

I I.C. Core

C Housing Style

40 Oval Flange

D Plunger Type/Length

ROUND

R2 1/2"

T SERIES

T1 1/4"

E Plating Finish

Extended lead-time and plating lot charges may apply to Special and Custom finishes.

Special Finish	BC	Brushed Chrome
	PC	Polished Chrome
	PB	Polished Brass
	SB	Satin Brass
	CF	Custom Finish

F Key Retaining

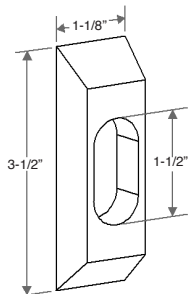
N No
Y Yes

G Through Bolt Mount Kit

N No
YP Mounting Post Kit
YS Support Plate Small

*Cores are not included with this lock.
See page I14 to order cores.

SMALL SUPPORT PLATE YS

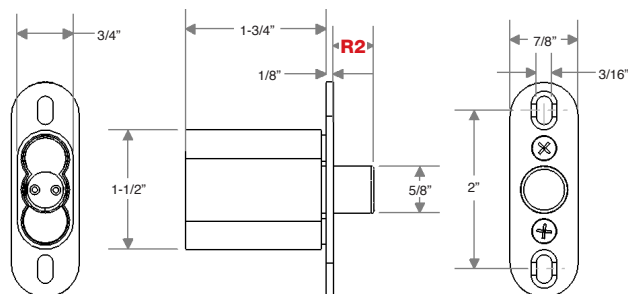


Screws are included at no charge.

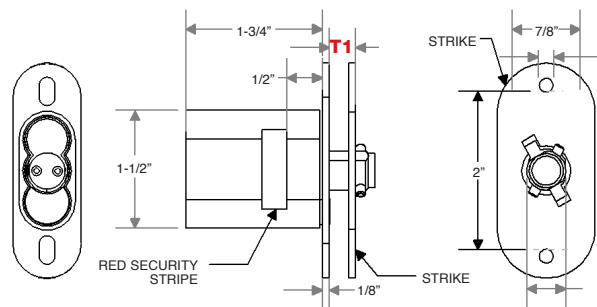


All dimensions shown are in the locked position.

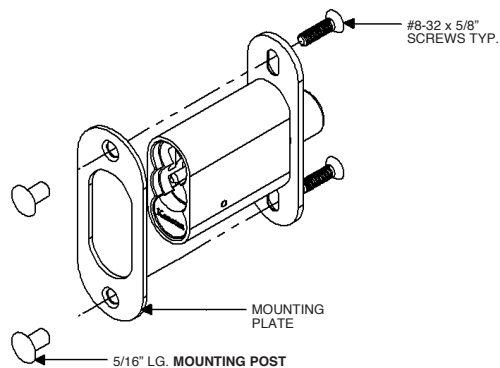
D ROUND SERIES (Plunger travels 1/2")



D T SERIES



PLI40R2BCNYP - EXPLODED VIEW WITH YP MOUNTING KIT



Note: Through Bolt Mount Kit is for 3/4" maximum material thickness.

Price List and Data Sheet

Item Number

To determine your item number enter the **RED** option code for each section as in the example below.

A	B	C	D	E
PL	I	47	BC	Y

A Lock Style

PL Plunger Lock

B Core Type*

I I.C. Core

C Housing Style

Used with 50B7 Alpha and Standard Core.

47 Track Mount

D Plating Finish

Extended lead-time and plating lot charges **may** apply to Special and Custom finishes.

Special Finish	BC	Brushed Chrome
	PC	Polished Chrome
	PB	Polished Brass
	SB	Satin Brass
	BL	Matte Black
	CF	Custom Finish

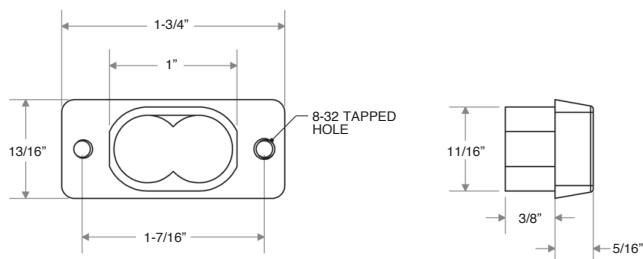
E Track Spacer

N No
Y Yes

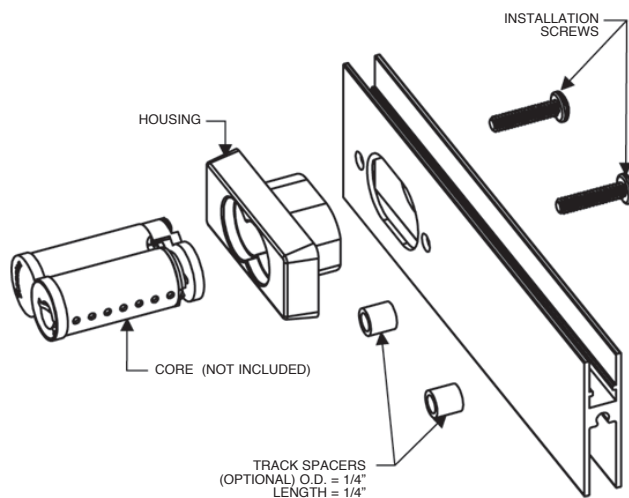
*Cores are not included with this lock.
See page I14 to order or view cores.



TRACK MOUNT (Plunger travels 1/2")



EXPLODED VIEW



Item Number

To determine your item number enter the **RED** option code for each section as in the example below.

A	B	C	D	E	F
PL	I	50	G1	BC	A

A Lock Style

PL Plunger Lock

B Core Type*

I I.C. Core

C Housing Style

50 Round

D Material Installation Kit**USED WITH 50A7 ALPHA CORE**

G1 Glass

M1 Metal

W1 Wood

USED WITH 50B7 ALPHA CORE

G2 Glass

M2 Metal

W2 Wood

STANDARD CORE

G3 Glass

M3 Metal

W3 Wood

E Plating Finish

Extended lead-time and plating lot charges may apply to Special and Custom finishes.

Special Finish	BC	Brushed Chrome
	PC	Polished Chrome
	PB	Polished Brass
	SB	Satin Brass
	BL	Matte Black
	CF	Custom Finish

F Material Thickness

	MINIMUM	MAXIMUM
A	1/4"	3/8"
B	3/8"	1/2"
C	3/4"	7/8"
CL	Custom	

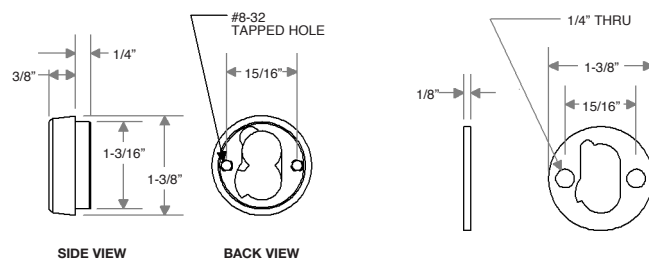
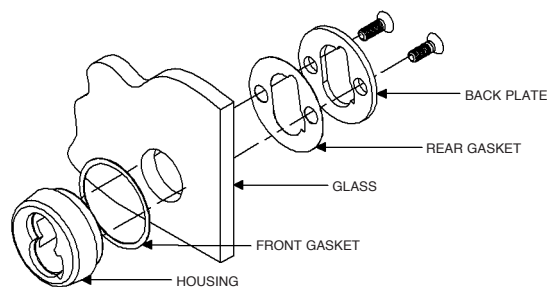
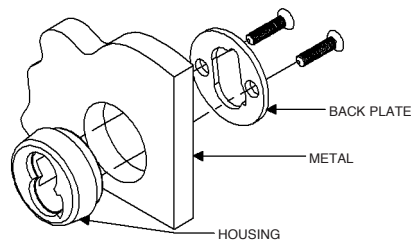
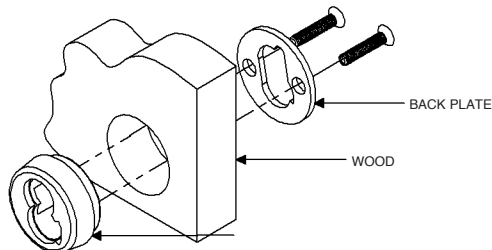
*Cores are not included with this lock.
See page I14 to order or view cores.



Patented

KENSTAN ALPHA CORE HOUSING SHOWN

BACK PLATE

**GLASS INSTALLATION****METAL INSTALLATION****WOOD INSTALLATION**

Price List and Data Sheet


Item Number

To determine your item number enter the **RED** option code for each section as in the example below.

A	B	C	D	E	F
RL	I	60	B1	BC	N

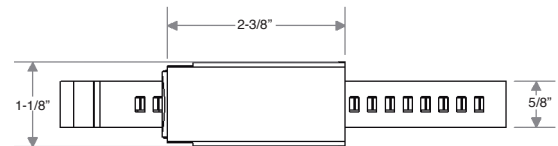
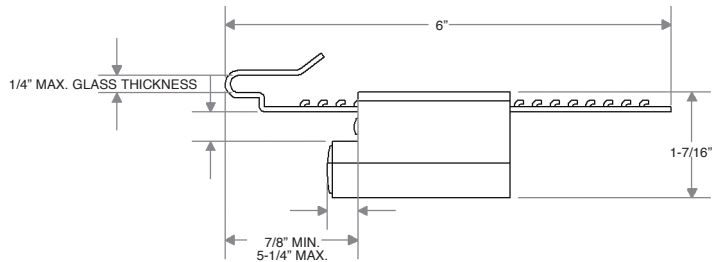
A	Lock Style	
	RL	Ratchet Lock
B	Core Type*	
	I	I.C. Core
C	Housing Style	
	60	Ratchet
D	Bar Type	
	B1	Standard
	B2	Adjustable
E	Plating Finish	
	BC	Brushed Chrome
	CF	Custom Finish
F	Key Retaining	
	N	No

*Cores are not included with this lock.
See page I14 to order cores.


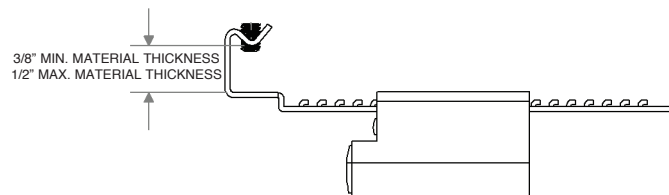


All dimensions shown are in the locked position.

D STANDARD BAR B1



D ADJUSTABLE BAR B2 (Used on Wood, Metal & Acrylic)



Item Number

To determine your item number enter the **RED** option code for each section as in the example below.

A	B	C	D	E	F	G	H	I	J
COR	I	S7	F	SC	N	N	F	N	N

A Lock Style

COR Interchangeable Core

B Core Type

I I.C. Core

C Core Type/Number of Pins**STANDARD CORE**

S6 6 pins

S7 7 pins

ALPHA CORE (USED AS A PLUNGER)

50A7 7 pins (Patented)

50B7 7 pins

D Keyway

8* Secure

F Standard

L

D

E

A

G

J

B

O Other

E Plating Finish

Extended lead-time and plating lot charges may apply to Special and Custom finishes.

SC Satin Chrome

Also used for Polished Chrome

PB Polished Brass

SB Satin Brass

BL Matte Black

CF Custom Finish

F Key Retaining

Key retaining option is not applicable to **Standard** Core model. (Lock should be ordered as Key Retaining.)

N No

Y Yes

G Keyed Different

N No

Y Yes

H Stamp Core

F Face

S Side

I Master Keyed

N No

Y Yes

G Grand Master

GA Great Grand Master

GB Great Great

Grand Master

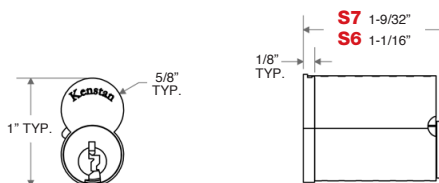
J Extended

N No

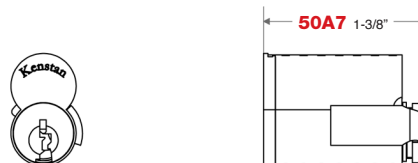
1 1/2" Extension



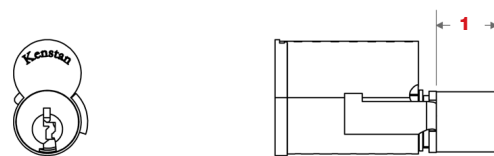
Small format Interchangeable Core

C STANDARD CORE S6 AND S7

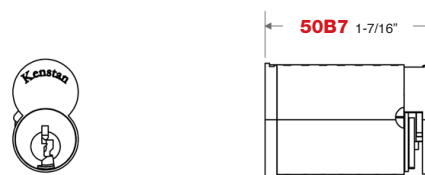
For use with CLI, DLI, GLI, PLI40 and RLI housings.

C ALPHA CORE 50A7 (Key Retaining model shown)

For use with PLI50G1, M1, and W1 housings only.

C ALPHA EXTENDED CORE 50A7 (Non-key Retaining model shown)

For use with PLI50G1, M1, and W1 housings only.

C ALPHA EXTENDED CORE 50B7 (Non-key Retaining model shown)

For use with PLI50G2, M2, W2 and PLI47 housings only.

*Keys are not included with Cores.
See page I15 to order or view cores.

*Restricted codes are available upon request. (Signature Req.)

Price List and Data Sheet

Interchangeable Core Keys

Our Kenstan Interchangeable Core Key product ties into all of the existing Best Access alphabetical keyways.

Kenstan unrestricted **I** keys can be ordered by referencing the stamp number on the key. Keys duplicated by a locksmith will usually not carry over the stamp number – we may need the key sent to us to process your order for keys. Master keys will have **Master** stamped on the key bow; grand master keys will have **G Master** stamped on the key bow; great grand master keys will have **GG Master** stamped on the key bow and great great grand master Keys will have **GGG Master** stamped on the key bow. Core Removal keys will have **Control** stamped on the key bow.

If keys have been lost or stolen, we can reference the stamp number on the face or the side of the core (if available) or we can decode a core that is sent to our factory.



Patented 8 Keyway Key.

Item Number

To determine your item number enter the **RED** option code for each section as in the example below.

A	B	C	D	E
KEY	I	O	F	XXXX

A Item

KEY Key

B Core Type

I I.C. Core

C Key Function

O Operating
M Master
G Grand Master
GA Great Grand Master
GB Great Great Grand Master
C Control
 To Remove Core

D Keyway

8* Kenstan Secure
A
B
C
D
E
F
G
H
J
K
L
M
Q







E Key Code

XXXX Specific
 Up to 4 digits
A Any
 Kenstan assigns

*Signature required for restricted codes.

Pin Tumbler Line of Locks



Introduction	$\frac{P}{1}$					
Cam Locks	$\frac{P}{2}$					
Drawer/Door Locks	$\frac{P}{3}$					
T Bolt Lock	$\frac{P}{4}$					
Plunger Lock	$\frac{P}{5}$					
Ratchet Locks	$\frac{P}{6}$					
Keys	$\frac{P}{7}$					



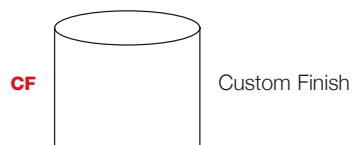
Standard Plating Finish



* Special Plating Finishes



* Custom Plating Finish



* Extended lead-time and plating lot charges may apply to Special and Custom finishes. Please call Kenstan for details.

Pin Tumbler Line of Locks

For excellent security, our **P** line offers a variety of lock types that can be keyed alike, individually or in groups. They can also be master keyed or grand master keyed using thousands of 4 and 5 Pin Tumbler key combinations in National D4291 and CCL R1 keyways.

Delivery

At Kenstan, we assemble every lock to order and strive to meet your requested in-house date. Our standard lead time is to ship within two weeks from the receipt of your order. Rush orders and emergency services are available.

Plating

The **P** line standard plating finish is Satin Chrome.

A wide range of special plating finishes is also available, including Polished Brass, Satin Brass, Matte Black, Polished Chrome, Statuary Bronze and Custom Finishes to match your showcase hardware.

Please note: Plating lot charges may apply to the special finishes – call for pricing.

Handing

Handing means the orientation of the key relative to the bolt movement. We can always orient the lock so the key is inserted vertically.

- **Right Handing** means the door hinges on the right side and locks on the left.
- **Left Handing** means the door hinges on the left side and locks on the right.
- **Vertical Handing** means the drawer is locked at the top.
- **Inverted Handing** means the drawer is locked at the bottom.

Key Control

Kenstan can register your keys and maintain your key plans by store, retail department, showcase/cabinets, or office and we maintain a historical database of key numbers. Keys should be secured when not in use.

Key Retaining vs. Non-Key Retaining Lock Function

The **P** line standard operation is a non-key retaining function (non-captive). In this operational condition, the operating key can be removed in the unlocked position.

For higher security we recommend the key retaining (captive) function, which forces the key to be removed in the locked position only. The lock cannot be accidentally left in the open/unlocked position.

Item Number

To determine your item number enter the **RED** option code for each section as in the example below.

A	B	C	D	E	F	G	H	I
CL	PN	04	0312	SC	N	Y	Y	N

A Lock Style

CL Cam Lock

B Core Type

PN National Keyway
PC Corbin Keyway

C Housing Length

	MAXIMUM MATERIAL THICKNESS	BARREL LENGTH
04	3/4"	1-1/16"
05	7/8"	1-3/16"
06	1-1/8"	1-7/16"
07	1-1/2"	1-13/16"

D Cam Rotation

	LOCKED	OPEN
0312	3	12
0306	3	6
0603	6	3
0609	6	9
0912	9	12
0906	9	6
1203	12	3
1209	12	9

E Plating Finish

SC Satin Chrome
PB Polished Brass
CF Custom Finish

F Key Retaining

N No
Y Yes

G Keyed Different


N No
Y Yes

H Stamp Lock

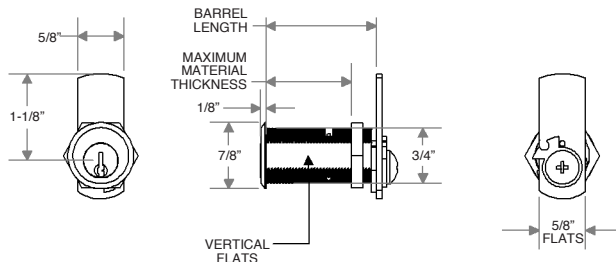
N No
Y Yes

I Master Keyed

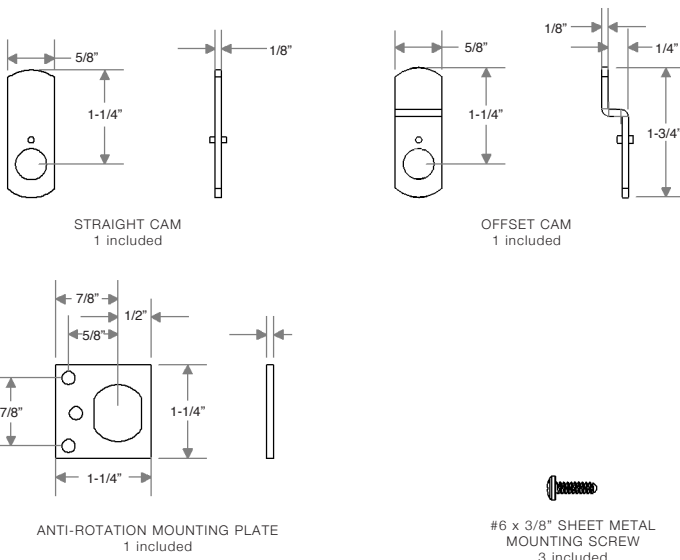
N No
Y Yes
G Grand Master



C HOUSING LENGTHS 04, 05, 06 and 07



LOCK PARTS



CALL KENSTAN FOR LOCK ILLUSTRATION.

Price List and Data Sheet

Item Number

To determine your item number enter the **RED** option code for each section as in the example below.

A	B	C	D	E	F	G	H	I
DL	PN	M	20V	SC	N	Y	Y	N

A Lock Style

DL Drawer/Door Lock

B Core Type

PN National Keyway
PC Corbin Keyway

C Housing Length

M 1"
L 1-1/2"

D Bolt Type

STRAIGHT DEAD BOLT

20R Right
20L Left
20I Inverted
20V Vertical

SPRING BOLT

32R Right
32L Left
32V Vertical
32I Inverted

E Plating Finish

SC Satin Chrome
SB Satin Brass
CF Custom Finish

F Key Retaining

*Option available only on Straight Bolt model.

N No
Y* Yes

G Keyed Different


N No
Y Yes

H Stamp Lock

N No
Y Yes

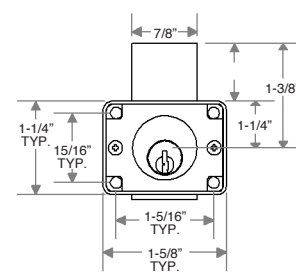
I Master Keyed

N No
Y Yes
G Grand Master

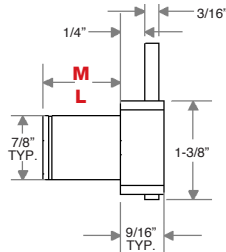


All dimensions shown are in the locked position.

D STRAIGHT DEAD BOLT (20V shown)

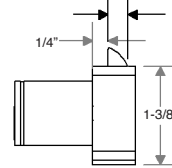
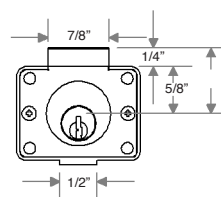


C HOUSING LENGTH



PARTS INCLUDED	QTY.
STRAIGHT DEAD BOLT STRIKE	1
#6 x 1.0" LG. SCREW	4
#4 x 5/8" LG. SCREW	2

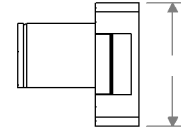
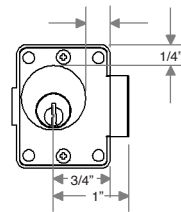
D SPRING BOLT (32V shown)



PARTS INCLUDED	QTY.
SPRING BOLT STRIKE	1
#6 x 1.0" LG. SCREW	4
#8 x 5/8" LG. SCREW	2

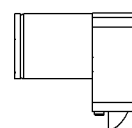
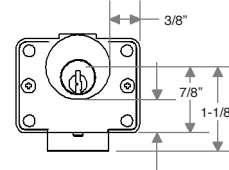
These spring bolt locks can be converted to Vertical, Inverted, Left or Right hand orientation.

D SPRING BOLT LEFT (32L shown)



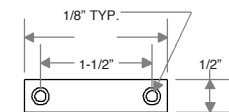
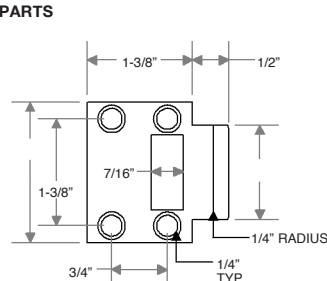
PARTS INCLUDED	QTY.
SPRING BOLT STRIKE	1
#6 x 1.0" LG. SCREW	4
#8 x 5/8" LG. SCREW	2

D SPRING BOLT INVERTED (32I shown)



PARTS INCLUDED	QTY.
SPRING BOLT STRIKE	1
#6 x 1.0" LG. SCREW	4
#8 x 5/8" LG. SCREW	2

LOCK PARTS



1/4" THICK DEAD BOLT STRIKE

#4 x 5/8" LG. SCREW (to mount strike)

#8 x 5/8" LG. SCREW (to mount strike)

#6 x 1.0" LG. SCREW (to mount lock)

Item Number

To determine your item number enter the **RED** option code for each section as in the example below.

A	B	C	D	E	F	G	H	I
DL	PN	X	1901	SC	N	Y	Y	N

A Lock Style

DL Drawer/Door Lock

B Core Type

PN National Keyway

C Housing

X No Option

D Bolt Type

T BOLT
1901 1-1/4"

E Plating Finish

SC Satin Chrome
CF Custom Finish

F Key Retaining

N No

G Keyed Different


N No
Y Yes

H Stamp Lock

N No
Y Yes

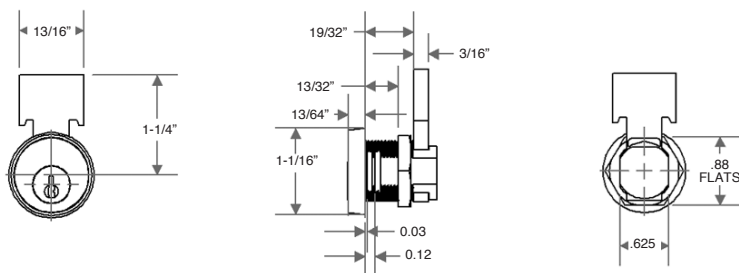
I Master Keyed

N No
Y Yes
G Grand Master



"Throw" (distance bolt travels from the locked to unlocked position) is 25/32".
All dimensions shown are in the locked position.

D "T" BOLT LOCK



Price List and Data Sheet

Item Number

To determine your item number enter the **RED** option code for each section as in the example below.

A	B	C	D	E	F	G	H	I
PL	PN	40	R2	SC	N	Y	Y	N

A Lock Style

PL Plunger Lock

B Core Type

PN National Keyway
PC Corbin Keyway

C Housing Style

40 Oval Flange

D Plunger Type/Length

ROUND SERIES
R2 7/16"

E Plating Finish

SC Satin Chrome
PB Polished Brass
CF Custom Finish

F Key Retaining

N No

G Keyed Different

N No
Y Yes

H Stamp Lock

N No
Y Yes

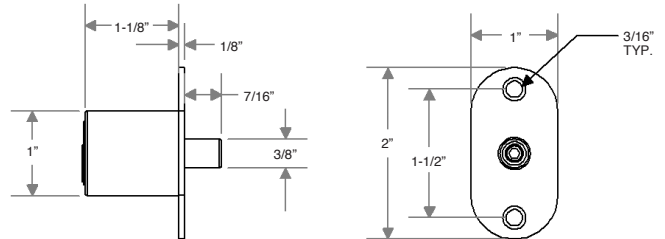
I Master Keyed

N No
Y Yes
G Grand Master

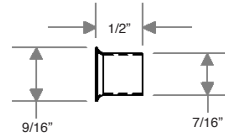


All dimensions shown are in the locked position.

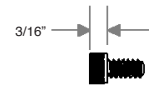
D ROUND SERIES



LOCK PARTS



PLUNGER CUP
1 included



PLUNGER EXTENSION
1 included



STRIKE LOCATOR
1 included



#6 x .75" L.G. MOUNTING SCREW
2 included

Item Number

To determine your item number enter the **RED** option code for each section as in the example below.

A	B	C	D	E	F	G	H	I
RL	PN	60	B1	SC	N	Y	Y	N

A Lock Style

RL Ratchet Lock

B Core Type

PN National Keyway
PC Corbin Keyway

C Housing Style

60 Ratchet

D Bolt Type

B1 Standard

E Plating Finish

SC Satin Chrome
CF Custom Finish

F Key Retaining

N No

G Keyed Different


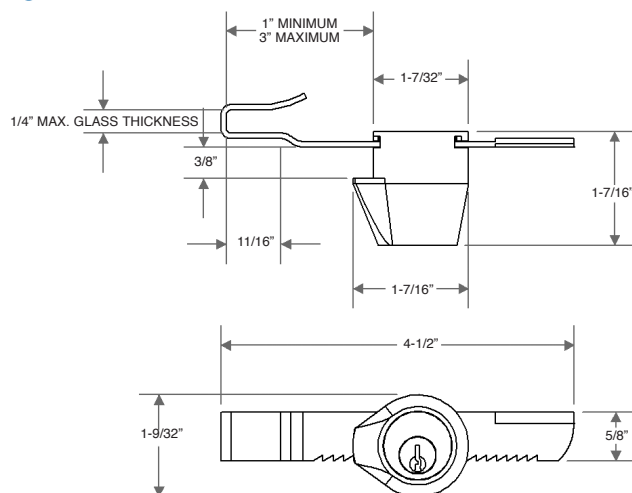
N No
Y Yes

H Stamp Lock

N No
Y Yes

I Master Keyed

N No
Y Yes
G Grand Master

**D STANDARD BAR B1**

Price List and Data Sheet

Pin Tumbler Keys

Our Pin Tumbler locks utilize either the National NA12 (D4291) or the Corbin R1 keyways. These flat brass 4 and 5 pin keys are widely available through locksmith distribution for key duplication.

Kenstan Pin Tumbler Keys can be ordered by referencing the stamp number on the key. Keys may be stamped with the key number itself (915 or 4T2) or a stamp number representing a key number (such as a **2** stamp representing a 915 or 4T2). Keys duplicated by a locksmith will usually not carry over the stamp number – we may need a photocopy of the key faxed or a key sent to us to process your order for keys. Master keys will have **Master** stamped on the key bow; grand master keys will have **GMK** stamped on the key bow.

If keys have been lost or stolen, we can reference the stamp number on the face of the lock (if available) or we can decode a lock that is sent to our factory.



Item Number

To determine your item number enter the **RED** option code for each section as in the example below.

A	B	C	D
KEY	PN	O	XXXX

A Item
KEY Key

B Core Type
PN National Keyway
PC Corbin Keyway

C Key Function
O Operating
M Master
G Grand Master

D Key Code
XXXX Specific
Up to 4 digits
A Any
Kenstan assigns

Knob Line of Locks



Introduction	$\frac{X}{1}$					
Cam Locks	$\frac{X}{2}$ $\frac{X}{3}$					
Drawer/Door Locks	$\frac{X}{4}$					
Snap Bolt Lock	$\frac{X}{5}$					
Plunger Lock PL40	$\frac{X}{6}$					
Plunger Lock PL45	$\frac{X}{7}$					
Plunger Lock PL50	$\frac{X}{8}$					





Knob Line of Locks

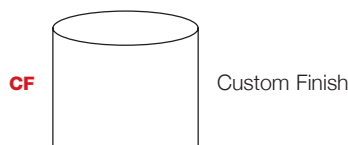
Standard Plating Finish



* Special Plating Finishes



* Custom Plating Finish



Kenstan is proud to introduce our new Knob **X** Line of Locks, these locks includes cam locks, drawer locks, door locks, and plunger locks.

Delivery

At Kenstan, we assemble every lock to order and strive to meet your requested in-house date. Our standard lead time is to ship within two weeks from the receipt of your order. Rush orders and emergency services are available.

Plating

The **D** line standard plating finish is Polished Nickel.

A wide range of special plating finishes is also available, including Satin Nickel, Polished Brass, Satin Brass, Statuary Bronze, Matte Black and Custom Finishes to match your showcase hardware.

Please note: Extended lead-time and plating lot charges may apply to Special and Custom finishes. Please call Kenstan for details.

* Extended lead-time and plating lot charges may apply to Special and Custom finishes. Please call Kenstan for details.

Item Number

To determine your item number enter the **RED** option code for each section as in the example below.

A	B	C	D	E
CL	X	04	1203	PN

A Lock Style

CL Cam Lock

B Core Type

X Knob

C Housing Length

MAXIMUM MATERIAL THICKNESS

	WOOD	METAL	GLASS	BARREL LENGTH
04	13/16"	7/8"	11/16"	1-1/8"
05	1"	1-1/16"	7/8"	1-3/8"

D Cam Rotation

	LOCKED	OPEN
0312	3	12
0306	3	6
0309	3	9
0603	6	3
0612	6	12
0609	6	9
0912	9	12
0903	9	3
0906	9	6
1203	12	3
1206	12	6
1209	12	9

E Plating Finish

Extended lead-time and plating lot charges **may** apply to Special and Custom finishes.

Special Finish	PN	Polished Nickel
	SN	Satin Nickel
	PB	Polished Brass
	SB	Satin Brass
	BL	Matte Black
	ST	Statuary Bronze
	CF	Custom Finish

F Material Installation

W	Wood
M	Metal
GR	Glass with Round Hole
GD	Glass with Double "D" Hole
O	Other - No Mounting Hardware



All Cam Locks come with a 1-1/4" Straight Cam unless a different cam is chosen.

G Cam Type

STRAIGHT

101	5/8"
102	3/4"
103	7/8"
104	1"
105	1-1/8"
106	1-1/4"
107	1-3/8"
108	1-1/2"
110	1-3/4"
112	2"
116	2-1/2"

1/8" OFFSET

303	7/8"
306	1-1/4"
308	1-1/2"
312	2"

1/4" OFFSET

403	7/8"
404	1"
406	1-1/4"
408	1-1/2"
410	1-3/4"
412	2"
414	2-1/4"

3/8" OFFSET

504	1"
506	1-1/4"
508	1-1/2"
512	2"

1/2" OFFSET

606	1-1/4"
608	1-1/2"
610	1-3/4"
612	2"

5/8" OFFSET

712	2"
------------	----

HOOK

202	3/4"
204	1"
206	1-1/4"
208	1-1/2"
210	1-3/4"

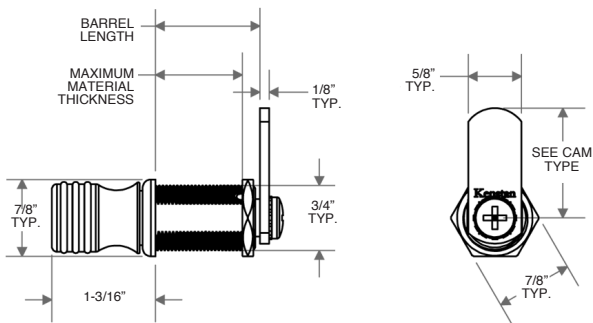
CUSTOM CAM

CL

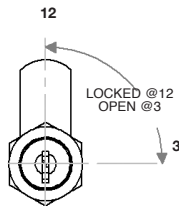
Continued



C HOUSING LENGTH 01, 02, 03, 04 and 05

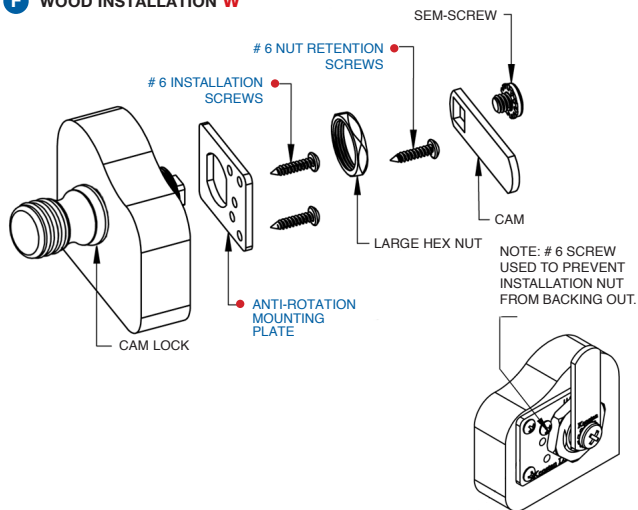


D CAM ROTATION EXAMPLE

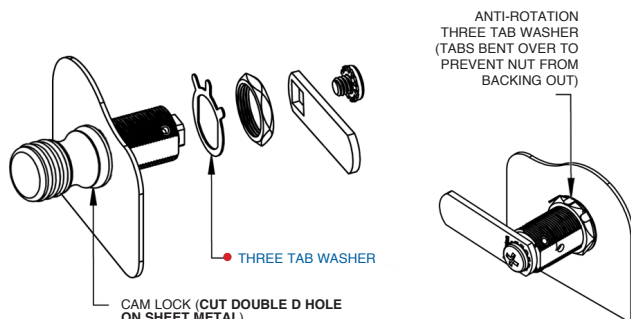


All 180 degree rotations are clockwise, unless specified.

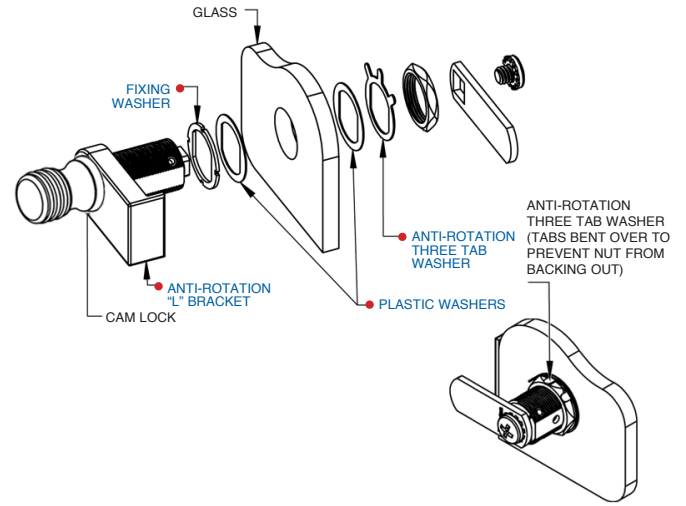
F WOOD INSTALLATION W



F METAL INSTALLATION M

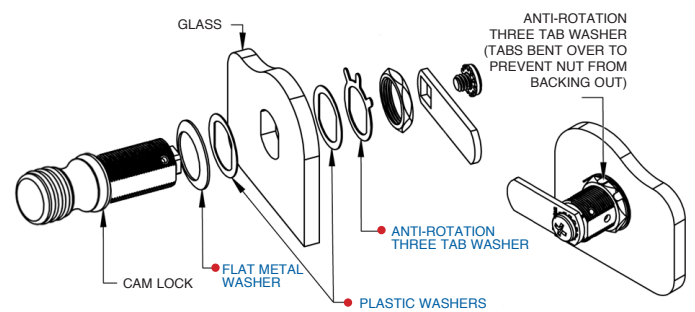


F GLASS INSTALLATION - ROUND HOLE GR

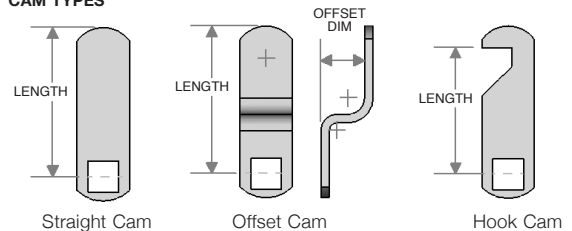


Dimension from center of hole to the edge of glass is 1-1/4"

F GLASS INSTALLATION - DOUBLE D HOLE GD



G CAM TYPES



Note: All Offset cams are reversible.

Item Number

To determine your item number enter the **RED** option code for each section as in the example below.

A	B	C	D	E
DL	X	S	3029	PN

A Lock Style

DL Drawer/Door Lock

B Core Type

X Knob

C Housing Length

S 13/16"
M 1-1/16"
L 1-3/16"

D Bolt Type

STRAIGHT BOLT

2001 1-1/16"
2002 1-11/16"
2003 2-5/16"
2004 3-1/8"

3/8" OFFSET BOLT

2205 1-5/8"

DIECAST SPRING BOLT

3209 1-5/16" Std.

INVERTED SLIDING SPRING BOLT

3410 1-5/16" Left
3411 1-5/16" Right

E Plating Finish

Extended lead-time and plating lot charges **may** apply to Special and Custom finishes.

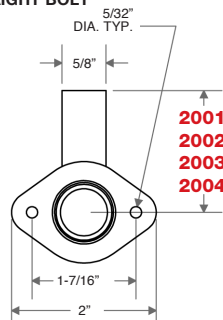
Special Finish	PN	Polished Nickel
	SN	Satin Nickel
	PB	Polished Brass
	SB	Satin Brass
	BL	Matte Black
	ST	Statuary Bronze
	CF	Custom Finish



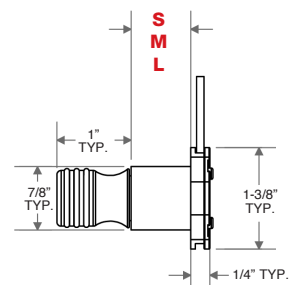
"Throw" (distance bolt travels from the locked to unlocked position) is 5/16".

All dimensions shown are in the locked position.

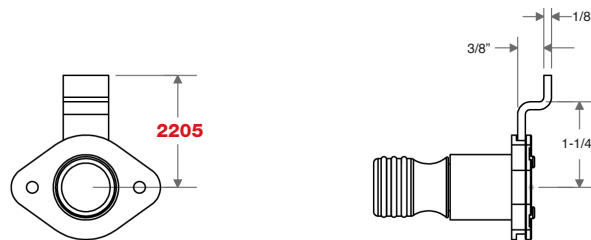
D STRAIGHT BOLT



C HOUSING LENGTH



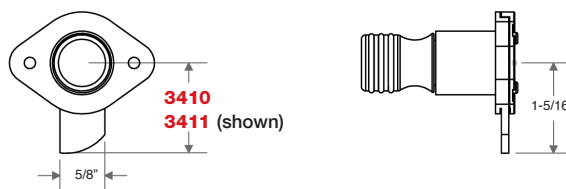
D 3/8" OFFSET BOLT



D DIECAST SPRING BOLT (3/16" bolt engagement recommended)



D INVERTED SLIDING SPRING BOLT



Price List and Data Sheet

Item Number

To determine your item number enter the **RED** option code for each section as in the example below.

A	B	C	D	E
DL	X	S	36	PN

A Lock Style
DL Drawer/Door Lock

B Core Type
X Knob


C Housing Length/Style

STANDARD	
S	13/16"
M	1-1/16"
L	1-3/16"
LOW PROFILE	
SL	13/16"

D Bolt Type
SNAP BOLT
36 3/4"

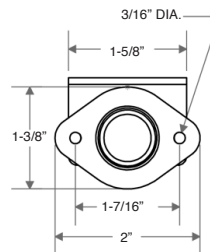
E Plating Finish
Extended lead-time and plating lot charges may apply to Special and Custom finishes.

Special Finish	PN	Polished Nickel
	SN	Satin Nickel
	PB	Polished Brass
	SB	Satin Brass
	BL	Matte Black
	ST	Statuary Bronze
	CF	Custom Finish

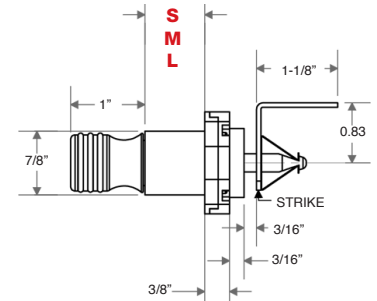


All dimensions shown are in the locked position.

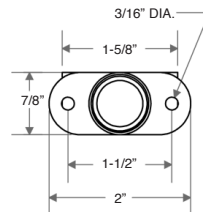
D STANDARD SNAP BOLT



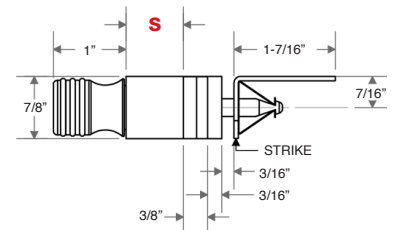
C HOUSING LENGTH



D LOW PROFILE SNAP BOLT



C HOUSING LENGTH



Item Number

To determine your item number enter the **RED** option code for each section as in the example below.

A	B	C	D	E
PL	X	40	S3	PN

A Lock Style

PL Plunger Lock

B Core Type

X Knob

C Housing Style

40 Oval Flange

D Plunger Type/Length

S SERIES

S1 3/8"
S2 7/16"
S3 5/8"

T SERIES

T1 1/4"
T3 9/16"

ROUND SERIES

R1 3/8"
R2 7/16"
R3 5/8"

ROUND EXTENDED SERIES

R4 1-3/16"
R5 1-5/16"
R6 1-11/16"
R7 2-7/16"

E Plating Finish

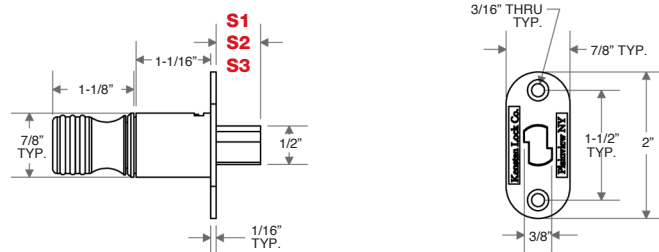
Extended lead-time and plating lot charges may apply to Special and Custom finishes.

Special Finish	PN	Polished Nickel
	SN	Satin Nickel
	PB	Polished Brass
	SB	Satin Brass
	BL	Matte Black
	ST	Statuary Bronze
	CF	Custom Finish

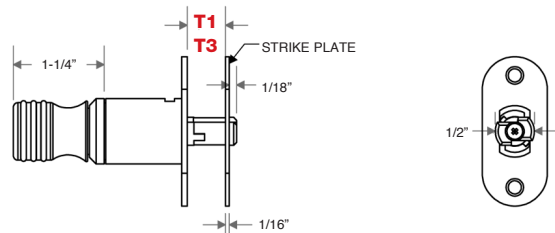


All dimensions shown are in the locked position.

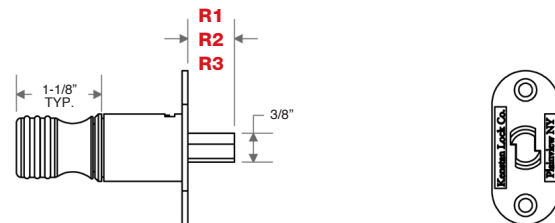
D S SERIES



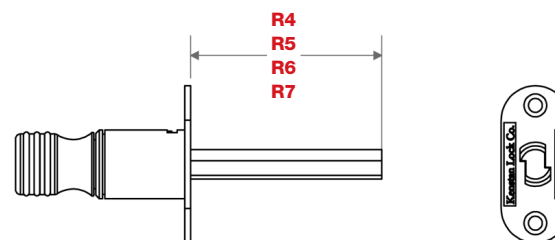
D T SERIES



D ROUND SERIES



D ROUND EXTENDED SERIES (Plunger travels 5/8")



Price List and Data Sheet

Item Number

To determine your item number enter the **RED** option code for each section as in the example below.

A	B	C	D	E
PL	X	45	S3	PN

A Lock Style

PL Plunger Lock

B Core Type

X Knob

C Housing Style

45 No Flange

D Plunger Type/Length

S SERIES

S1 5/16"

S2 7/16"

S3 5/8"

T SERIES

T1 1/4"

T3 9/16"

ROUND SERIES

R1 5/16"

R2 7/16"

R3 5/8"

ROUND EXTENDED SERIES

R4 1-3/16"

R5 1-5/16"

R6 1-11/16"

R7 2-7/16"

E Plating Finish

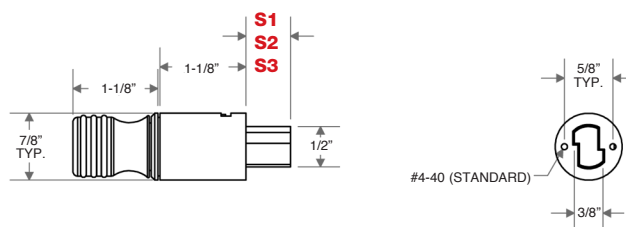
Extended lead-time and plating lot charges may apply to Special and Custom finishes.

Special Finish	PN	Polished Nickel
	SN	Satin Nickel
	PB	Polished Brass
	SB	Satin Brass
	BL	Matte Black
	ST	Statuary Bronze
	CF	Custom Finish

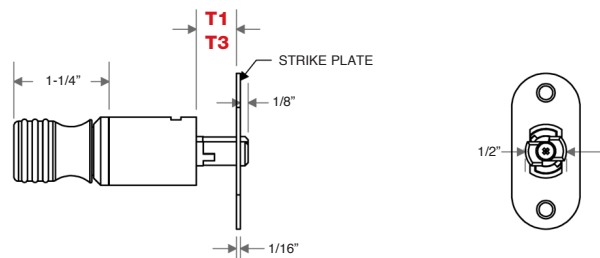


All dimensions shown are in the locked position.

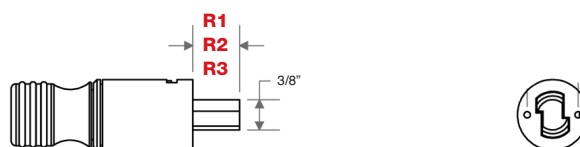
D S SERIES



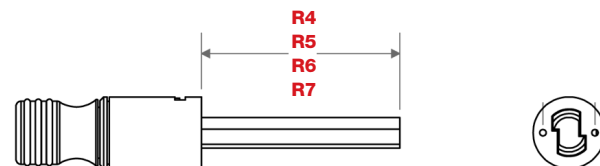
D T SERIES



D ROUND SERIES



D ROUND EXTENDED SERIES (Plunger travels 5/8")



Item Number

To determine your item number enter the **RED** option code for each section as in the example below.

A	B	C	D	E
PL	X	50	S3	PN

A Lock Style

PL Plunger Lock

B Core Type

X Knob

C Housing Style

50 Round Flange

D Plunger Type/Length

S SERIES

S1 3/8"
S2 7/16"
S3 5/8"

T SERIES

T1 1/4"
T3 9/16"

L SERIES

L3 3/8"

ROUND SERIES

R1 3/8"
R2 7/16"
R3 5/8"

ROUND EXTENDED SERIES

R4 1-3/16"
R5 1-5/16"
R6 1-11/16"
R7 2-7/16"

E Plating Finish

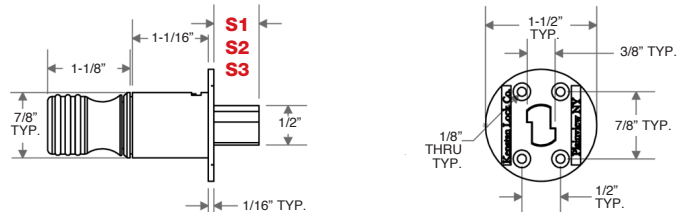
Extended lead-time and plating lot charges may apply to Special and Custom finishes.

Special Finish	PN	Polished Nickel
	SN	Satin Nickel
	PB	Polished Brass
	SB	Satin Brass
	BL	Matte Black
	ST	Statuary Bronze
	CF	Custom Finish

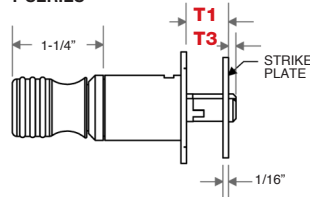


All dimensions shown are in the locked position.

D S SERIES (Parts included same as Round Series)

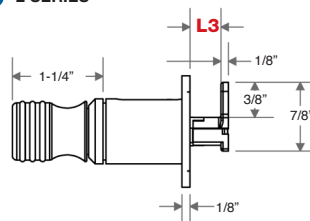


D T SERIES



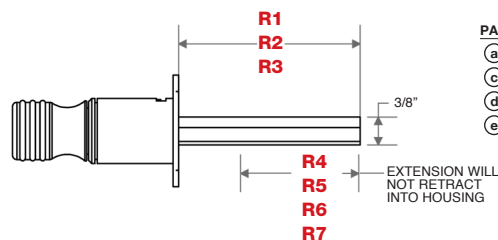
PARTS INCLUDED	QTY.
(a) DOUGHNUT	2
(b) J BRACKET (anti-rotation)	1
(c) PLASTIC WASHER	4
(d) PLASTIC SPACER	2
(e) SCREW	8
(f) STRIKE PLATE	1

D L SERIES



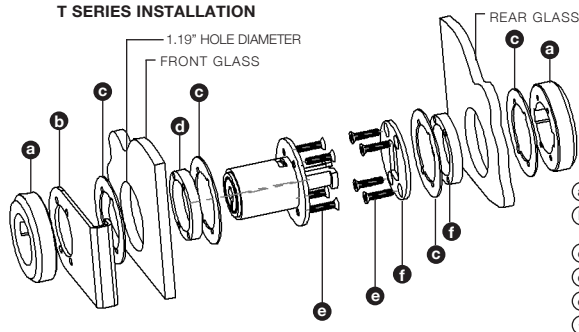
PARTS INCLUDED	QTY.
(a) DOUGHNUT	1
(b) J BRACKET (anti-rotation)	1
(c) PLASTIC WASHER	2
(d) PLASTIC SPACER	1
(e) SCREW	4

D ROUND SERIES (Plunger travels 5/8")













PARTS INCLUDED	QTY.
(a) DOUGHNUT	1
(c) PLASTIC WASHER	2
(d) PLASTIC SPACER	1
(e) SCREW	4

T SERIES INSTALLATION



Electronic Medeco XT Line of Locks



Introduction	$\frac{E^G}{1}$					
Cam Locks	$\frac{E^G}{2}$ $\frac{E^G}{3}$					
Drawer/Door Locks	$\frac{E^G}{4}$					
Gang Lock	$\frac{E^G}{5}$					
Snap Bolt Lock	$\frac{E^G}{6}$					
Plunger Locks	$\frac{E^G}{7}$ $\frac{E^G}{8}$					
Keys/Core/Accessories	$\frac{E^G}{9}$					
Accessories/Software	$\frac{E^G}{10}$					



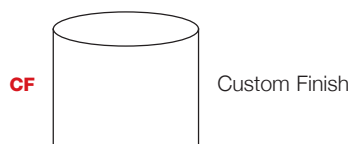
Standard Plating Finish



* Special Plating Finishes



* Custom Plating Finish



Electronic Medeco® XT Line

The **E^G** Medeco® XT is a complete electronic locking system providing Controlled Access, Accountability, Physical Security, and System Management. More than just a way to protect your property, equipment and assets, Medeco® XT is also a business tool that can lead to a substantial return on investment.

The Medeco® XT system Provides:

Controlled Access – Keys are electronically programmed to open only specific locks during a designated schedule. Schedules may also contain an expiration point to completely disable the key until it is audited and reprogrammed.

Accountability – Audit information recorded in both the lock and key shows a time-and-date stamped record of every event, including authorized accesses and unauthorized attempts.

Electronic Rekeying & Scheduling – Respond quickly to security threats, lost or stolen keys, or personnel changes without the added cost of changing your locks and keys.

Easy Installation – Medeco® XT key provides all power to the cylinder, eliminating the need for any hard wiring or power supply. Simply remove the existing mechanical cylinder and install the Medeco® XT cylinder.

Physical Security – Medeco® XT products add a wide variety of intelligent features without compromising on physical security. Attack-resistant design and tamper-proof features provide strong protection against forced entry.

Efficient System Management – Medeco® XT software contains tools that will help you manage your security more efficiently. Flexible programming, scheduled access and full audit reports are offered with the convenience of web-based software.

Applications – Medeco® XT cylinders are available to fit nearly any application or hardware type for enhanced security and accountability.

Delivery

At Kenstan, we assemble every lock to order and strive to meet your requested in-house date.

Plating

The **E^G** line standard plating finish is Polished Nickel.

A wide range of special plating finishes is also available, including Satin Nickel, Polished Brass, Satin Brass, Statuary Bronze, Matte Black and Custom Finishes to match your showcase hardware.

Please note: Extended lead-time and plating lot charges may apply to Special and Custom finishes. Please call Kenstan for details.

* Extended lead-time and plating lot charges may apply to Special and Custom finishes. Please call Kenstan for details.

Item Number

To determine your item number enter the **RED** option code for each section as in the example below.

A	B	C	D	E	F	G	H
CL	EG	04	1203	SN	Y	W	106

A Lock Style

CL Cam Lock

B Core Type

EG Electronic Medeco® XT

C Housing Length

MAXIMUM MATERIAL THICKNESS

	WOOD	METAL	GLASS	BARREL LENGTH
03	9/16"	5/8"	1/2"	7/8"
04*	3/4"	7/8"	3/4"	1-1/8"

D Cam Rotation

	LOCKED	OPEN
0312	3	12
0306	3	6
0309	3	9
0612	6	12
0603	6	3
0609	6	9
0912	9	12
0903	9	3
0906	9	6
1203	12	3
1206	12	6
1209	12	9

E Plating Finish

Extended lead-time and plating lot charges may apply to Special and Custom finishes.

Special Finish	SN	Satin Nickel
	PB	Polished Brass
	SB	Satin Brass
	BL	Matte Black
	ST	Statuary Bronze
	CF	Custom Finish

F Key Retaining

Y Yes

G Material Installation

W	Wood
M	Metal
GR	Glass with Round Hole
GD	Glass with Double "D" Hole
O	Other - No Mounting Hardware

Note: Keys are not included with this lock. See page EG 9 to order keys.

*Switch option available. See Page A10 to order switch kit.



Note: All Cam Locks come with a 1-1/4" Straight Cam unless a different cam is chosen.

H Cam Type

STRAIGHT

101	5/8"
102	3/4"
103	7/8"
104	1"
105	1-1/8"
106	1-1/4"
107	1-3/8"
108	1-1/2"
110	1-3/4"
112	2"
116	2-1/2"

1/8" OFFSET

303	7/8"
306	1-1/4"
308	1-1/2"
312	2"

1/4" OFFSET

403	7/8"
404	1"
406	1-1/4"
408	1-1/2"
410	1-3/4"
412	2"
414	2-1/4"

3/8" OFFSET

504	1"
506	1-1/4"
508	1-1/2"
512	2"

1/2" OFFSET

606	1-1/4"
608	1-1/2"
610	1-3/4"
612	2"

5/8" OFFSET

712	2"
------------	----

HOOK

202	3/4"
204	1"
206	1-1/4"
208	1-1/2"
210	1-3/4"

PIN CAM

P604 9/16" offset

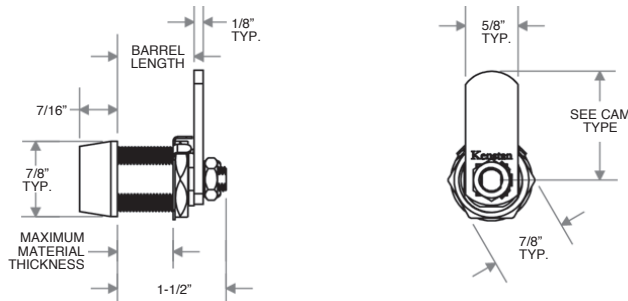
FOR SWITCH KIT

SL No Cam*

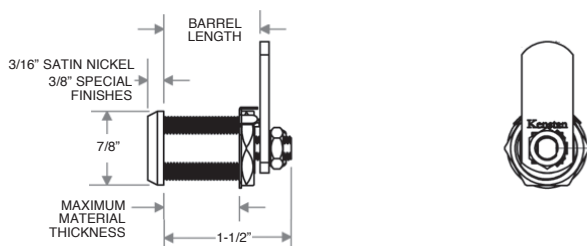
Continued

Note: A 3/4" diameter hole is required to mount this lock.

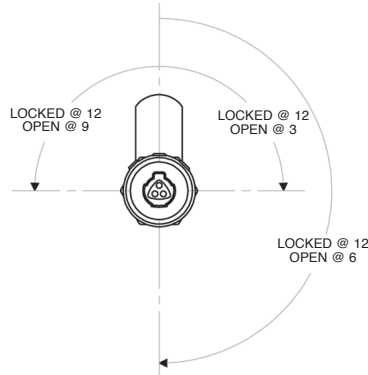
C HOUSING LENGTH 03



C HOUSING LENGTH 04

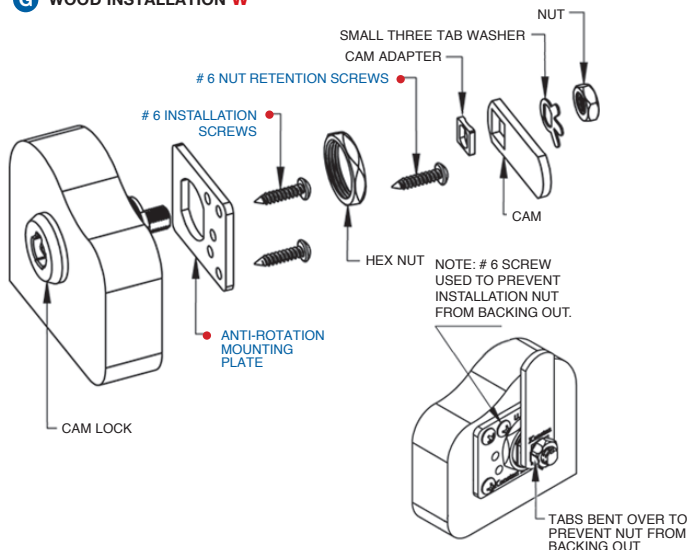


D CAM ROTATION (Front of lock shown)

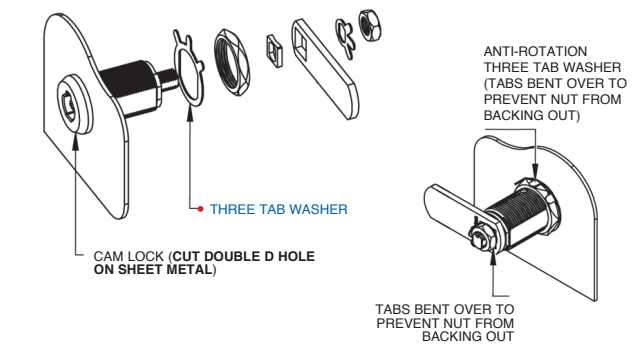


All 180 degree turns are clockwise, unless specified.

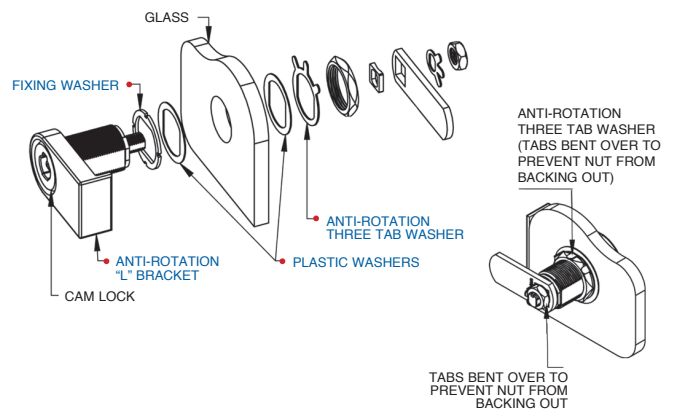
G WOOD INSTALLATION W



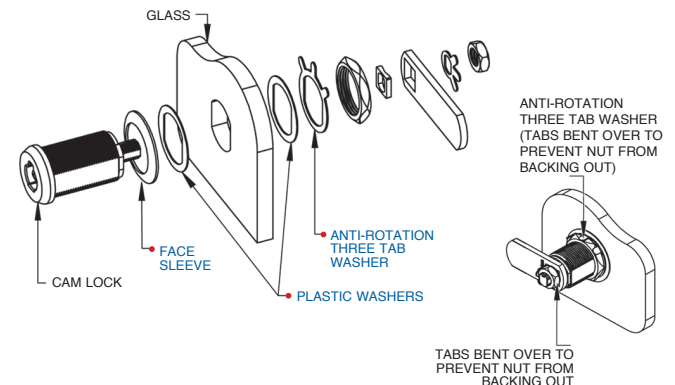
G METAL INSTALLATION M



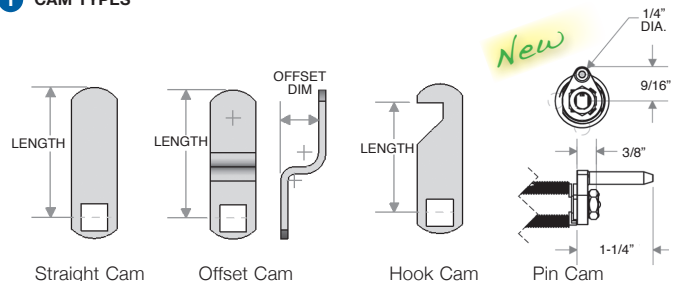
G GLASS INSTALLATION - ROUND HOLE GR



G GLASS INSTALLATION - DOUBLE D HOLE GD



I CAM TYPES



Note: All Offset cams are reversible.

Item Number

To determine your item number enter the **RED** option code for each section as in the example below.

A	B	C	D	E	F	G
DL	EG	M	2001	PN	L	Y

A Lock Style

DL Drawer/Door Lock

B Core Type

EG Electronic Medeco® XT

C Housing Length

M 1-1/4"

D Bolt Type**STRAIGHT BOLT**

2001 1-1/8"
2002 1-3/4"
2003 2-3/8"
2004 3-3/16"

3/8" OFFSET BOLT

2205 1-11/16"

DIECAST SPRING BOLT

3209 1-3/8" Std.

SLIDING SPRING BOLT

3410 1-3/8" Left
3411 1-3/8" Right

E Plating Finish

Extended lead-time and plating lot charges may apply to Special and Custom finishes.

Special Finish	PN	Polished Nickel
	SN	Satin Nickel
	PB	Polished Brass
	SB	Satin Brass
	BL	Matte Black
	ST	Statuary Bronze
	CF	Custom Finish

F Handing

L Left
R Right
V Vertical
I Inverted

G Key Retaining

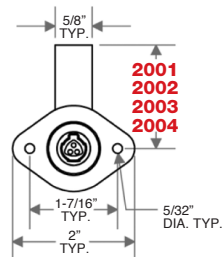
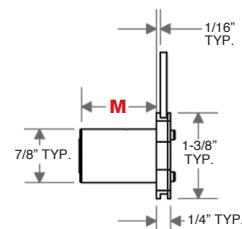
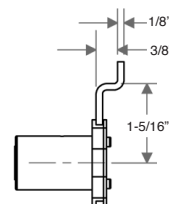
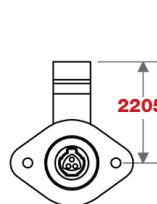
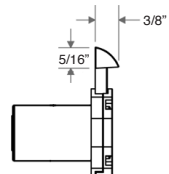
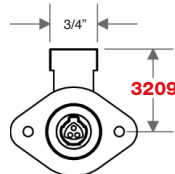
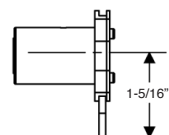
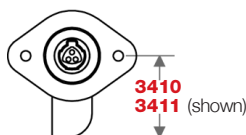
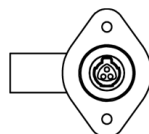
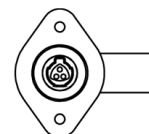
*Option available only on Spring Bolt models.

N* No
Y Yes

Note: Keys are not included with this lock.
 See page EG 9 to order keys.



"Throw" (distance bolt travels from the locked to unlocked position) is 7/16".
 All dimensions shown are in the locked position.

D STRAIGHT BOLT VERTICAL**C HOUSING LENGTH****D 3/8" OFFSET BOLT VERTICAL****D DIECAST SPRING BOLT VERTICAL (3/16\"/>****D SLIDING SPRING BOLT INVERTED****F RIGHT STRAIGHT BOLT****LEFT STRAIGHT BOLT**

Price List and Data Sheet

Item Number

To determine your item number enter the **RED** option code for each section as in the example below.

A	B	C	D	E	F
GL	EG	M	2436	PN	Y

A Lock Style

GL Gang Lock

B Core Type

EG Electronic Medeco® XT

C Housing Length

M 1-1/4"

D Mount Style/Bar Length

Notch for Pin must be on Bottom of Drawer	FRONT MOUNT LOCKED UP	
	2424	24"
	2436	36"
	2448	48"
	24CL	Custom
Notch for Pin must be on Top of Drawer	FRONT MOUNT LOCKED DOWN	
	2824	24"
	2836	36"
	2848	48"
	28CL	Custom
Notch for Pin must be on Bottom of Drawer	SIDE MOUNT LOCKED UP	
	2624	24"
	2636	36"
	2648	48"
	26CL	Custom
Notch for Pin must be on Top of Drawer	SIDE MOUNT LOCKED DOWN	
	3024	24"
	3036	36"
	3048	48"
	30CL	Custom

E Plating Finish

Extended lead-time and plating lot charges may apply to Special and Custom finishes.

Special Finish	PN	Polished Nickel
	SN	Satin Nickel
	PB	Polished Brass
	SB	Satin Brass
	BL	Matte Black
	ST	Statuary Bronze
Special Finish	CF	Custom Finish

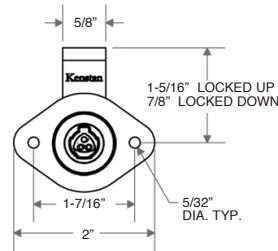
F Key Retaining

Y Yes

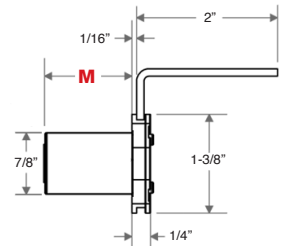
Note: Keys are not included with this lock. See page EG 9 to order keys.

Throw (distance bolt travels from the locked to unlocked position) is 7/16".

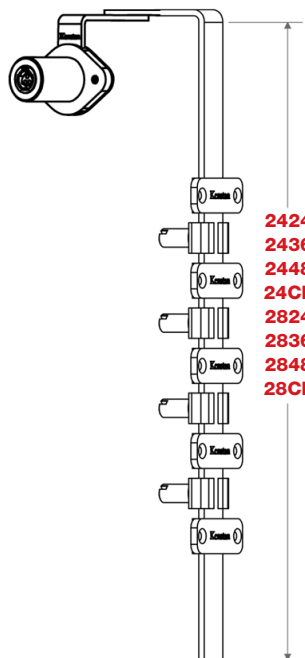
FRONT MOUNT - FRONT VIEW



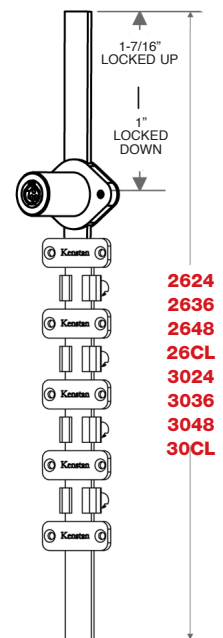
FRONT MOUNT - SIDE VIEW



FRONT MOUNT (Shown with a Gang 3C Kit)



SIDE MOUNT (Shown with a Gang 3C Kit)



Gang Lock Packages

To determine your item number enter the **RED** option code for each section as in the example below.

A	B	C
GANG	3	C

GANG 3C A kit with three adjustable stops, three 1-1/8" pins, three lock washers, and four closed bar guides.

A Package

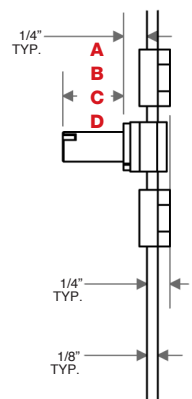
GANG

B Number of Drawers

2
3
4

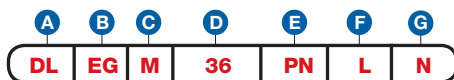
C Pin Length

A 5/8"
B 3/4"
C 1-1/8"
D 1-7/8"



Item Number

To determine your item number enter the **RED** option code for each section as in the example below.

**A Lock Style**

DL Drawer/Door Lock

B Core Type

EG Electronic Medeco® XT

C Housing Length

M 1-1/4"

D Bolt Type

SNAP BOLT
36 3/4"

E Plating Finish

Extended lead-time and plating lot charges may apply to Special and Custom finishes.

Special Finish	PN	Polished Nickel
	SN	Satin Nickel
	PB	Polished Brass
	SB	Satin Brass
	BL	Matte Black
	ST	Statuary Bronze
	CF	Custom Finish

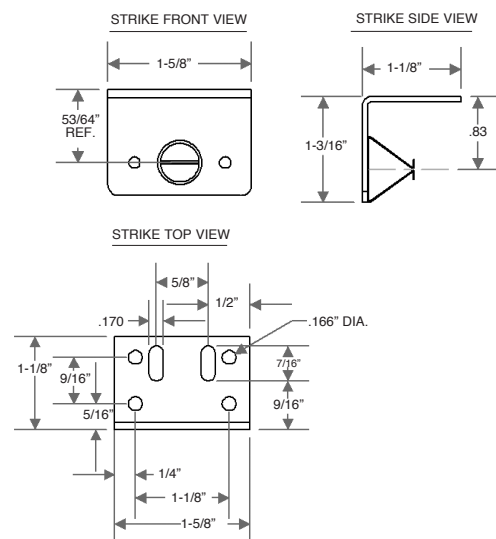
F Handing

V Vertical
I Inverted
L Left
R Right

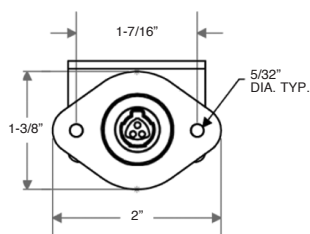
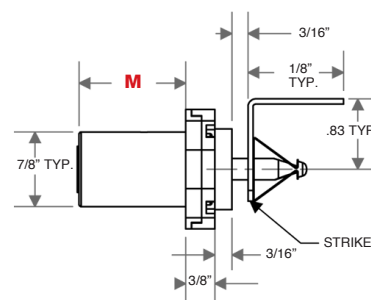
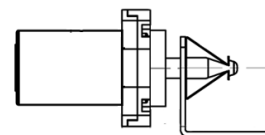
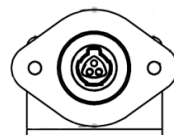
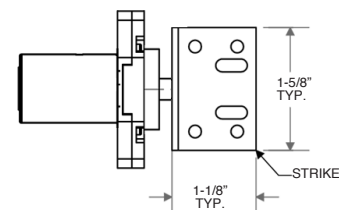
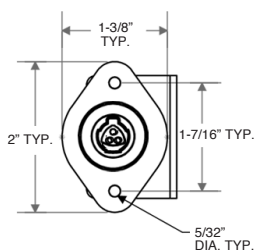
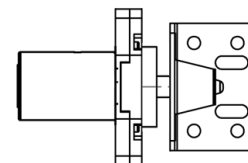
G Key Retaining

N No

Note: Keys are not included with this lock. See page EG 9 to order keys.



All dimensions shown are in the locked position.

F VERTICAL SNAP BOLT**C HOUSING LENGTH****F INVERTED SNAP BOLT****F LEFT SNAP BOLT****F RIGHT SNAP BOLT**

Price List and Data Sheet

Item Number

To determine your item number enter the **RED** option code for each section as in the example below.

A	B	C	D	E	F
PL	EG	40	S3	PN	Y

A Lock Style

PL Plunger Lock

B Core Type

EG Electronic Medeco® XT

C Housing Style

40 Oval Flange

D Plunger Type/Length

S SERIES

S3 5/8"

CL Custom Length

E Plating Finish


Extended lead-time and plating lot charges **may** apply to Special and Custom finishes.

Special Finish	PN	Polished Nickel
	SN	Satin Nickel
	PB	Polished Brass
	SB	Satin Brass
	BL	Matte Black
	ST	Statuary Bronze
	CF	Custom Finish

F Key Retaining

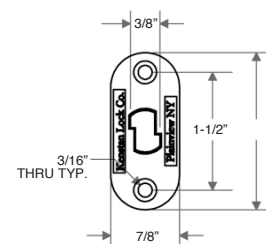
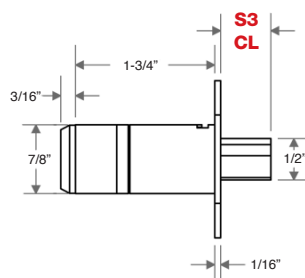
N No
Y Yes

Note: Keys are not included with this lock.
See page EG 9 to order keys.



All dimensions shown are in the locked position.

D S SERIES



Item Number

To determine your item number enter the **RED** option code for each section as in the example below.

A	B	C	D	E	F
PL	EG	50	S3	PN	Y

A Lock Style

PL Plunger Lock

B Core Type

EG Electronic Medeco® XT

C Housing Style

50 Round Flange

D Plunger Type/Length

S SERIES

S3 5/8"

CL Custom Length

E Plating Finish

Extended lead-time and plating lot charges **may** apply to Special and Custom finishes.

Special Finish	PN	Polished Nickel
	SN	Satin Nickel
	PB	Polished Brass
	SB	Satin Brass
	BL	Matte Black
	ST	Statuary Bronze
	CF	Custom Finish

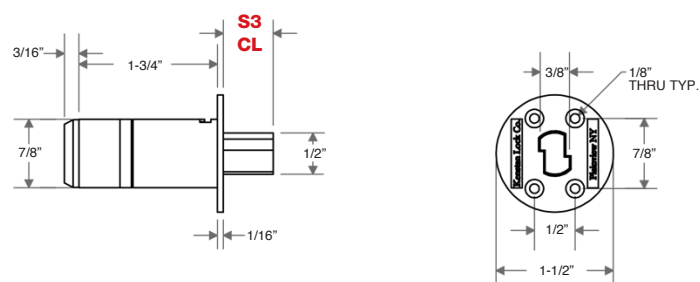
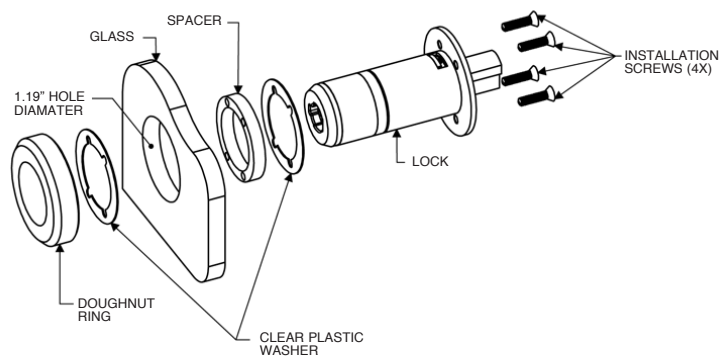
F Key Retaining

N No
Y Yes

Note: Keys are not included with this lock.
See page EG 9 to order keys.



All dimensions shown are in the locked position.

D S SERIES**GLASS INSTALLATION - EXPLODED VIEW**

Price List and Data Sheet

Medeco XT Key

Item Number				Price
KEY	EG	X		\$86.00



Key Features:

- Small, robust electronic key with stainless steel housing
- All programming done at the key
- Key holds operating and expiration schedule
- Rechargeable battery, 500-800 openings per charge
- Access: 5,000 cylinders maximum
- Audit: 5,000 events maximum
- Heavy duty stainless steel construction
- Stand-alone, network, WEB and mobile programming options

Small Format Medeco XT Interchangeable Core


Item Number				Plating Finish
COR	EG	S7	X	PC Polished Chrome
				CF Custom Finish



Extended lead-time and plating lot charges may apply to Special and Custom finishes


Programming Station

Item Number					USB Cable
A	EG	XX	STN	PRGX	Y Yes
					N No



With Cable **Y**

OR



Without Cable **N**

Multi Key Charger

Item Number

A	EG	XX	CHG	STN	10	BL
---	----	----	-----	-----	----	----



Charging Station charges up to 10 keys simultaneously.

Key Charger

Item Number

A	EG	XX	CHG	USBM	X	BL
---	----	----	-----	------	---	----



3ft USB 2.0 A Male to Micro 5pin Mail 28/28AWG Cable

Item Number

A	EG	XX	CBL	USBM	C	BL
---	----	----	-----	------	---	----



Wall Power Supply

Item Number

USB Cable

A	EG	XX	WPS	USBX	Y Yes	BL
					N No	



With Cable **Y**

OR



Without Cable **N**

USB Vehicle Power Supply

Item Number					USB Cable	
A	EG	XX	VPS	USBX	Y Yes	BL
					N No	

With Cable **Y**

OR

Without Cable **N****Medeco XT Software - \$ Call for pricing****Programming and Management**

Medeco® XT software contains tools that will help you manage your security more efficiently. Flexible programming, scheduled access and full audit reports are offered with the convenience of stand-alone or web-based software.

Medeco® XT Web Hosting provides a global solution to programming and scheduling Medeco XT Keys and Cylinders. Key administrators have the ability to change schedules and retrieve audit information from their Medeco XT keys without having to physically possess the key. With the downloadable programming client, a key holder can dock and synchronize with the XT Web Server from anywhere in the world with a PC and an internet connection. Our web-hosted programming offers secure web access, and year-round 24/7 access, making it a cost-effective electronic solution to meet any customer's needs.

Medeco® XT Web Manager Features:

- Secure web access
- Year round, 24/7 access
- Key scheduling
- Cylinder assignment • Compatible with Windows XP, and SP3* and
- Intuitive drop and drag interface above
- *Used with Internet Explorer, Chrome, Firefox and Safari Browsers
- User profile management
- Audit reporting (PDF and CSV)
- Remote programming by key holder
- Tiered pricing for any size organization
- Compatible with Windows XP, and SP3* and

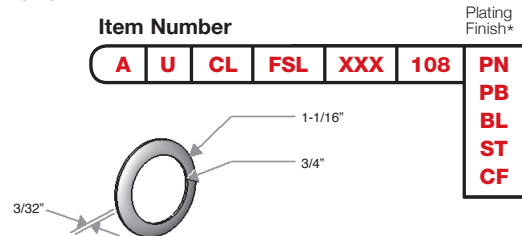
Medeco® XT Web Hosting	Elements (Locks & Keys)	Part #	One-time setup fee	Annual Price
Entry	2 to 50	AEGXXELMXXENXX	\$200	Call
Basic	51 to 200	AEGXXELMXXBSXX	\$200	Call
Corporate	201 to 999	AEGXXELMXXCPXX	\$100	Call
Enterprise	1000 to 2,999	AEGXXELMXXEPXX	\$0.00	Call

Accessories

		A	K ²	K	D	M	S	V	I	P	E	X
												
Face Sleeves, Collars and Spacers	A/1											
Spacers and Washers	A/2											
Washers and Strikes	A/3											
Strikes and Mounting Plates	A/4											
Mounting Plates	A/5											
Mounting Plates and Gang Lock Hardware	A/6											
Ratchet Bars and Miscellaneous	A/7 A/8											
Miscellaneous and Packages	A/9											
I.C. Cam Lock Glass Kit, Switch Kit and Cams	A/10											

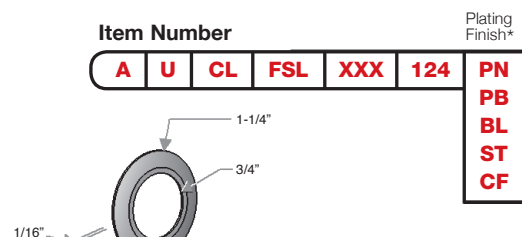


FACE SLEEVE



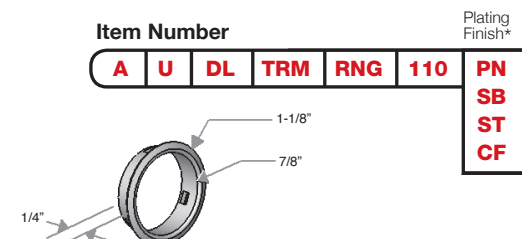
A decorative mounting for use with **D, K, M, S, V** and **E** Cam Locks.
The Face Sleeve can also be used to position the Cam.

FACE SLEEVE



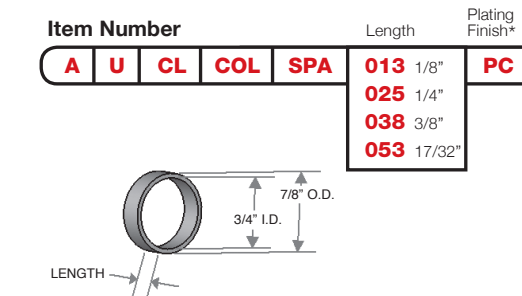
A decorative mounting for use with **D, K, M, S, V** and **E** Cam Locks.
Made in the U.S.A. The Face Sleeve can also be used to position the Cam.

TRIM RING



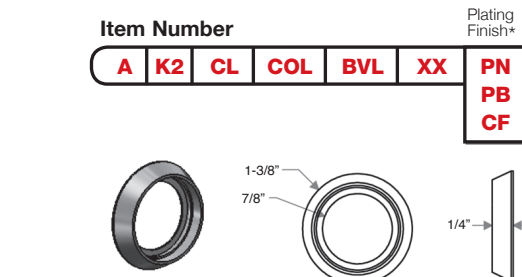
For use with **D, K, K2, M, S** and **E** Drawer/Door and Plunger Locks.

COLLAR/SPACER



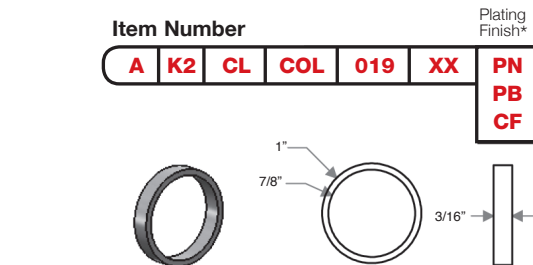
For use with **D, K, M, S, V** and **E** Cam Locks.

COLLAR/SPACER



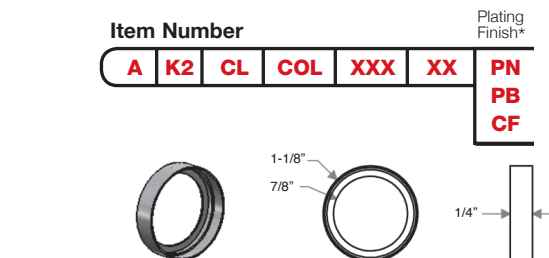
For use with **K2** and **K3** Cam Locks.

COLLAR/SPACER



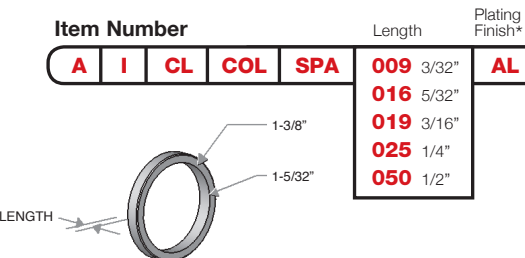
For use with **K2** Cam Locks.

COUNTERBORE DRESS RING/COLLAR



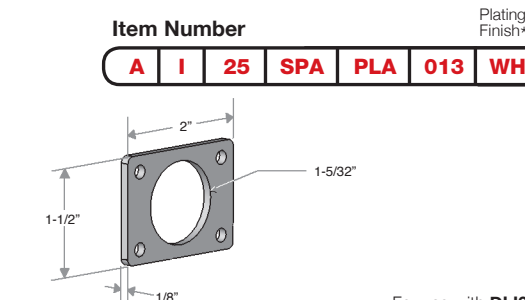
For to flush mount **K2** and **K3** Cam Locks.

COLLAR/SPACER



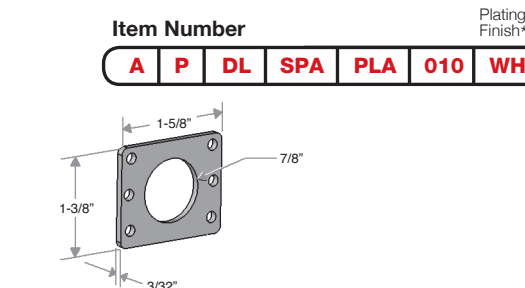
For use with **I** Cam Locks.

SPACER



For use with **DLI25 DoorLocks**.

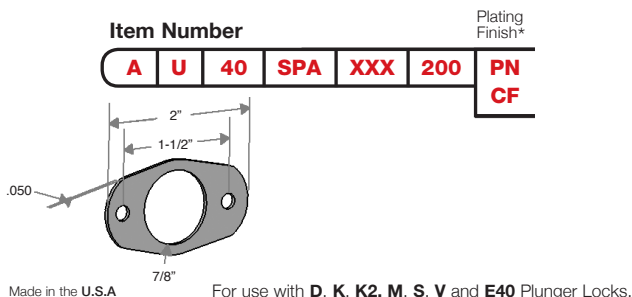
SPACER



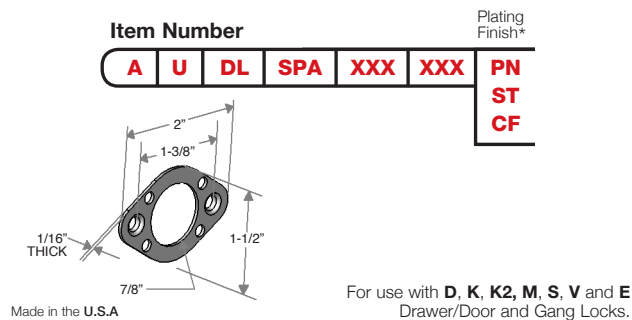
For use with **P** Drawer/Door Locks.

*Plating Finish: **PN** Polished Nickel; **PB** Polished Brass; **SB** Satin Brass; **BL** Matte Black; **ST** Statuary Bronze; **BC** Brushed Chrome; **AL** Aluminum; **WH** White; **CF** Custom Finish

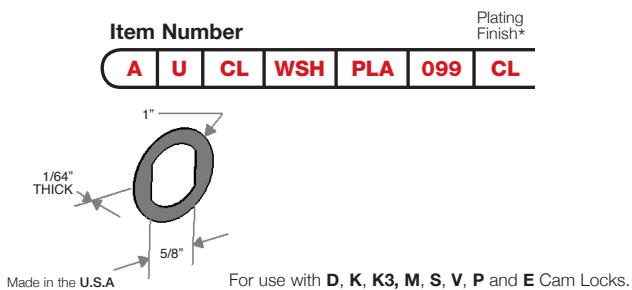
SPACER



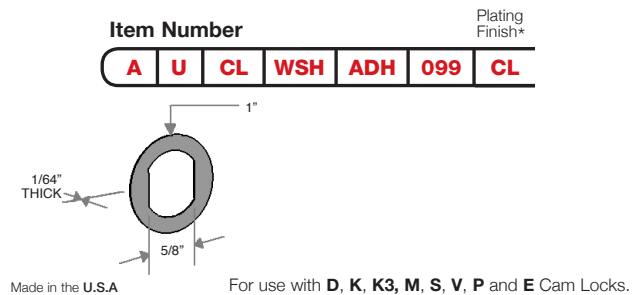
SPACER



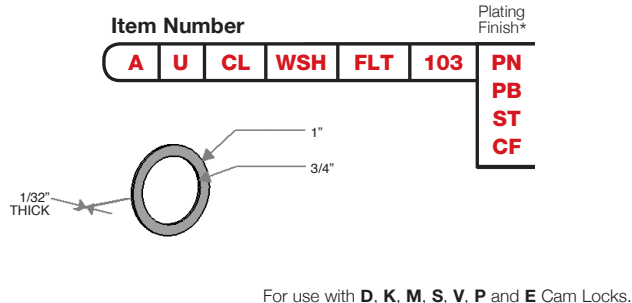
PLASTIC WASHER



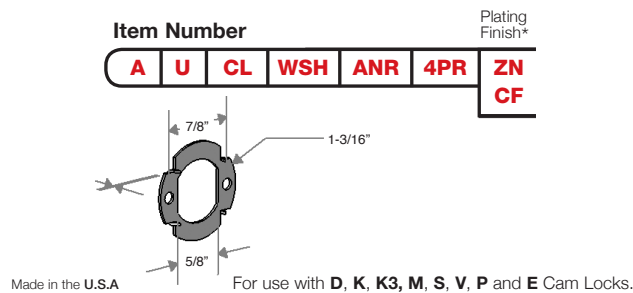
ADHESIVE PLASTIC WASHER



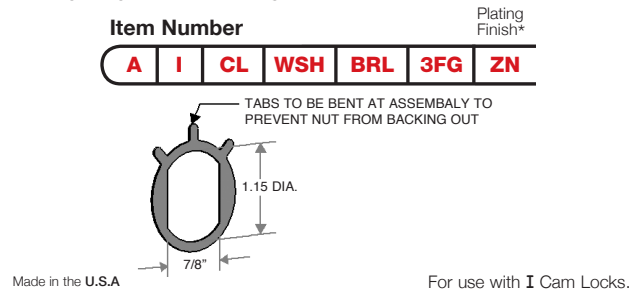
FLAT METAL WASHER



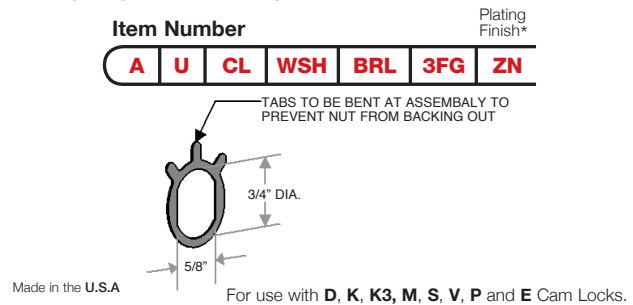
4 PRONG ANTI-ROTATION WASHER



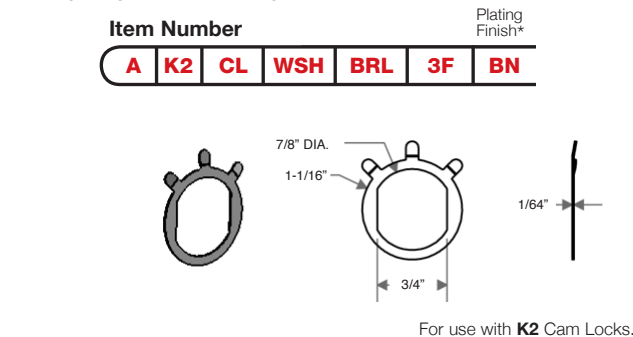
ANTI-ROTATION THREE TAB WASHER



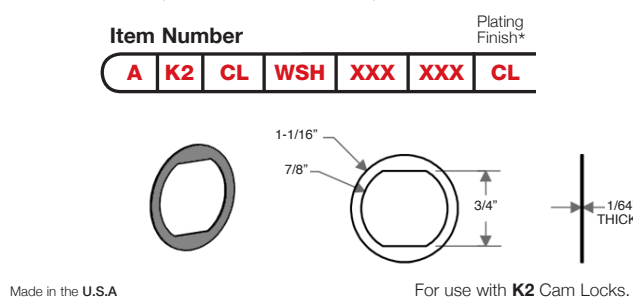
ANTI-ROTATION THREE TAB WASHER



ANTI-ROTATION THREE TAB WASHER



PLASTIC WASHER (FOR K2 CAM LOCKS ONLY)



*Plating Finish: **PN** Polished Nickel; **PB** Polished Brass; **BL** Matte Black; **ST** Statuary Bronze; **ZN** Zinc; **WH** White; **CF** Custom Finish

Price List and Data Sheet

Washer/Strikes

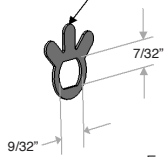
ANTI-ROTATION THREE TAB WASHER

Item Number

Item Number	Plating Finish*
A U CL WSH SPI 3FG ZN	

Plating Finish*

TABS TO BE BENT AT ASSEMBLY TO PREVENT NUT FROM BACKING OUT



Made in the U.S.A

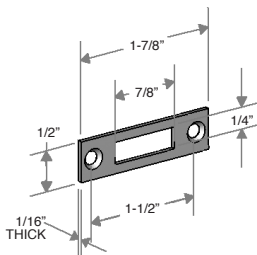
For use with **D, K, K3, M, S** and **V** Cam Locks.

7/8" SLOTTED STRIKE PLATE

Item Number

Item Number	Plating Finish*
STR 201	PN CF

Plating Finish*

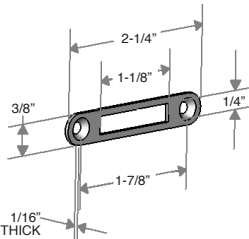


1-1/8" SLOTTED STRIKE PLATE

Item Number

Item Number	Plating Finish*
STR 202	PN SB CF

Plating Finish*



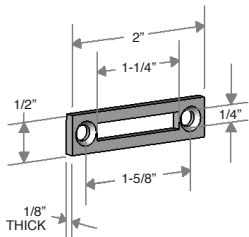
Made in the U.S.A

1-1/4" SLOTTED STRIKE PLATE

Item Number

Item Number	Plating Finish*
STR 203	PN CF

Plating Finish*

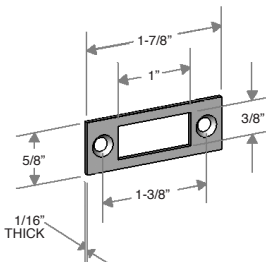


1" SLOTTED STRIKE PLATE

Item Number

Item Number	Plating Finish*
STR 204	PN PB CF

Plating Finish*

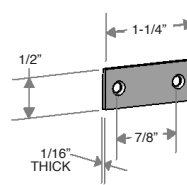


1-1/4" SOLID STRIKE PLATE

Item Number

Item Number	Plating Finish*
STR 211	PN CF

Plating Finish*



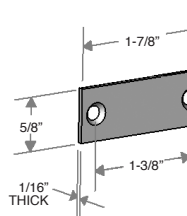
Made in the U.S.A

1-7/8" SOLID STRIKE PLATE

Item Number

Item Number	Plating Finish*
STR 212	PN PB CF

Plating Finish*

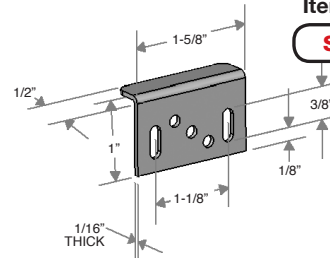


1/2" ADJUSTABLE "L" STRIKE

Item Number

Item Number	Plating Finish*
STR 221	PN CF

Plating Finish*

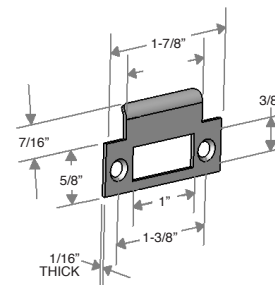


1" SPRING BOLT SLOTTED STRIKE PLATE

Item Number

Item Number	Plating Finish*
STR 321	PN PB CF

Plating Finish*

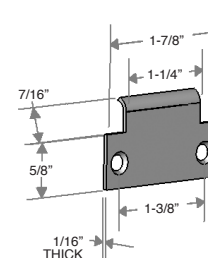


1-7/8" SPRING BOLT SOLID STRIKE PLATE

Item Number

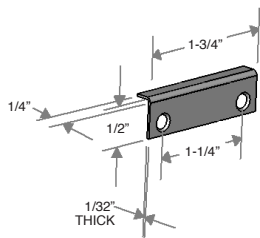
Item Number	Plating Finish*
STR 331	PN PB CF

Plating Finish*



*Plating Finish: **PN** Polished Nickel; **PB** Polished Brass; **SB** Satin Brass; **CF** Custom Finish

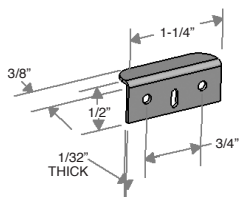
3/16" "L" STRIKE



Made in the U.S.A.

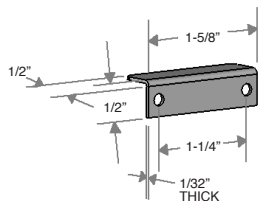
Item Number			Plating Finish*
STR	231	PN	CF
		CF	

3/8" "L" STRIKE



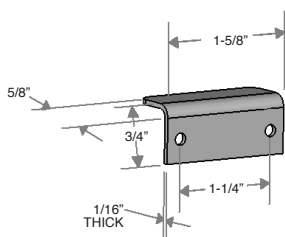
Item Number			Plating Finish*
STR	232	PN	CF
		CF	

1/2" "L" STRIKE



Item Number			Plating Finish*
STR	233	PN	CF
		CF	

13/16" "L" STRIKE

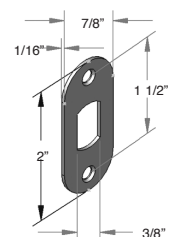


Made in the U.S.A.

Item Number			Plating Finish*
STR	234	PN	CF
		CF	

STRIKE PLATE

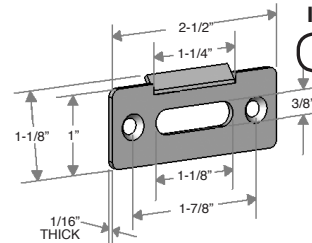
Item Number							Plating Finish*
A	U	40	STR	XTX	XXX	BN	



Made in the U.S.A.

For use with **D, K, M, S, V** and **E40** Plunger Locks.

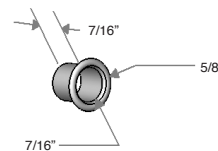
1-1/8" SPRING BOLT SLOTTED STRIKE PLATE



Made in the U.S.A.

Item Number			Plating Finish*
STR	322	PN	CF
		PB	
		CF	

ROUND PLUNGER CUP STRIKE

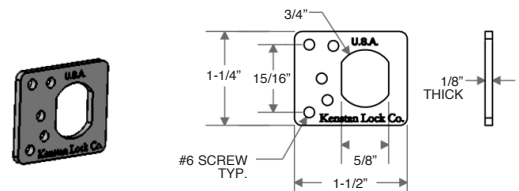


Item Number			Plating Finish*
STR	261	SN	CF
		SB	
		CF	

For use with **D, K, M, V** and **P** Round Style Plungers.

ANTI-ROTATION MOUNTING PLATE

Item Number							Plating Finish*
A	U	CL	PLT	ANR	095	BN	

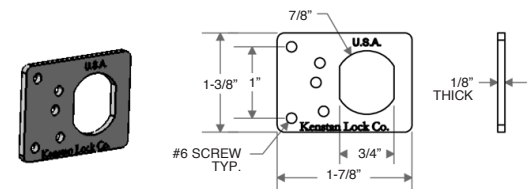


Made in the U.S.A.

For use with **D, K, K3, M, S, V** and **P** Cam Locks.

ANTI-ROTATION MOUNTING PLATE (FOR K2 CAM LOCKS ONLY)

Item Number							Plating Finish*
A	K2	CL	PLT	ANR	X2	BN	

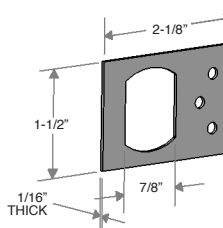


Made in the U.S.A.

For use with **K2** Cam Locks only.

ANTI-ROTATION MOUNTING PLATE

Item Number							Plating Finish*
A	I	CL	PLT	ANR	XXX	ZN	CF

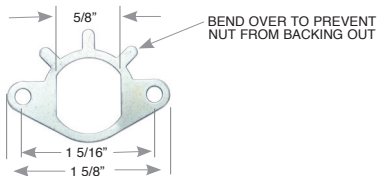
For use with **CLI** Cam Locks.*Plating Finish: **PN** Polished Nickel; **SN** Satin Nickel; **BN** Barrel Nickel; **PB** Polished Brass; **SB** Satin Brass; **BL** Matte Black; **ST** Statuary Bronze; **ZN** Zinc; **CF** Custom Finish

Price List and Data Sheet

ANTI-ROTATION MOUNTING PLATE/ 3 FINGER WASHER

Item Number

A	U	CL	PLT	ANR	XXX	BN
----------	----------	-----------	------------	------------	------------	-----------

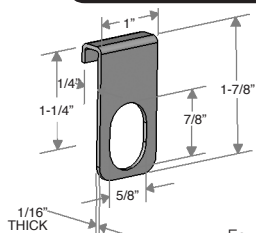


For use with **D, K, M, S, V, P** and **E** Cam Lock.

ANTI-ROTATION "J" BRACKET

Item Number

A	U	CL	JBK	ANR	026	PN
						PB
						BL
						ST
						CF



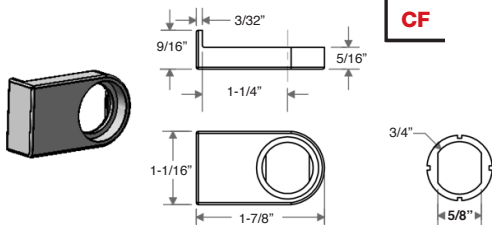
For use with **D, K, M, S, V, P** and **E** Cam Locks.
Hole must be drilled 1-1/4" from edge of glass.

Made in the U.S.A

ANTI-ROTATION "L" BRACKET

Item Number

A	U	CL	LBK	XXX	125	PN
						PB
						BL
						ST
						CF

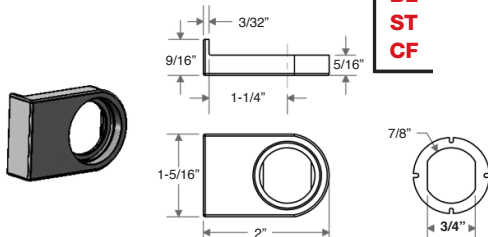


This bracket can be mounted on the top, bottom, left or right of the glass edge. For use with **D, K, M, S, V, P** and **E** Cam Locks.

ANTI-ROTATION "L" BRACKET (FOR K2 CAM LOCKS ONLY)

Item Number

A	K2	CL	LBK	XXX	125	PN
						PB
						BL
						ST
						CF

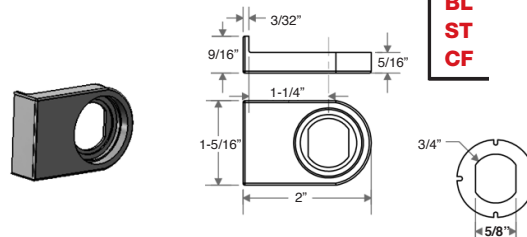


This bracket can be mounted on the top, bottom, left or right of the glass edge. For use with **K2** Cam Locks.

ANTI-ROTATION "L" BRACKET (FOR K3 CAM LOCKS ONLY)

Item Number

A	K3	CL	LBK	XXX	125	PN
						PB
						BL
						ST
						CF

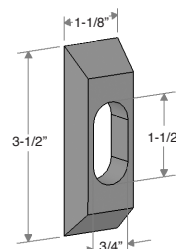


This bracket can be mounted on the top, bottom, left or right of the glass edge. For use with **K3** Cam Locks.

SMALL SUPPORT PLATE

Item Number

A	I	40	PLT	XXX	SML	PC
						SC
						PB
						CF

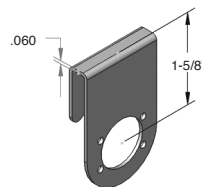


For use with **I40** Plunger Locks.
Screws are included at no charge.

"J" BRACKET

Item Number

A	U	50	JBK	ANR	XXX	PN
						PB
						SN
						BL
						CF



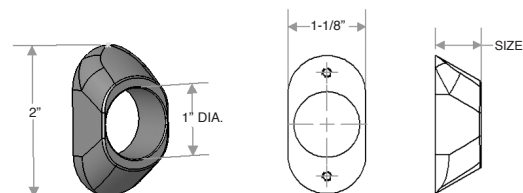
For use with **D, K, K2, M** and **S50** Plunger Locks.
Hole must be drilled 1-1/2" from edge of glass.

Made in the U.S.A

MOUNTING PLATE

Item Number

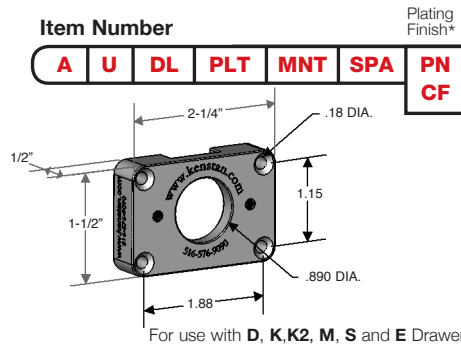
A	I	40	PLT	XXX	067	5/8"	PN
					137	1-5/16"	



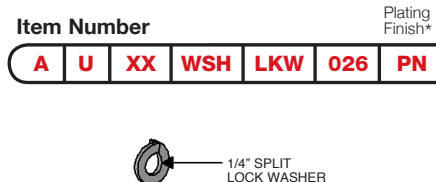
For use with **D, K, K2, M, S, V** and **E40** Plunger Locks.

*Plating Finish: **PN** Polished Nickel; **SN** Satin Nickel; **PB** Polished Brass; **BL** Matte Black; **PC** Polished Chrome; **SC** Satin Chrome; **RD** Red; **CF** Custom Finish

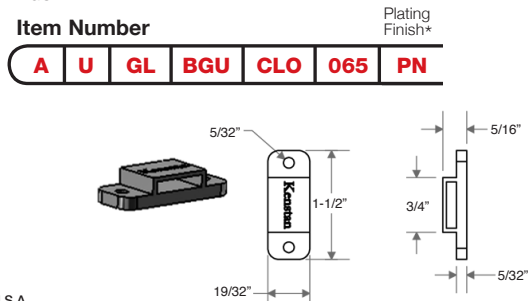
MOUNTING/SPACER PLATE



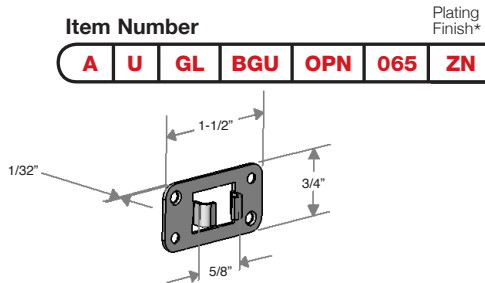
1/16" THICK SPLIT LOCK WASHER



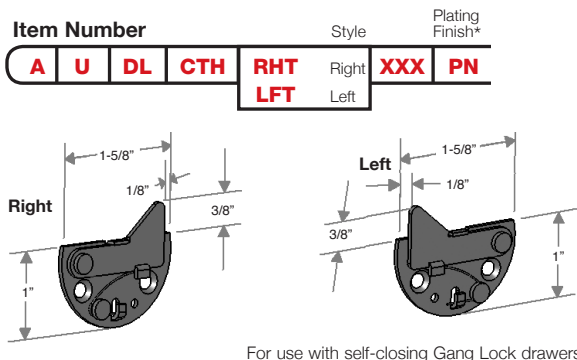
CLOSED BAR GUIDE



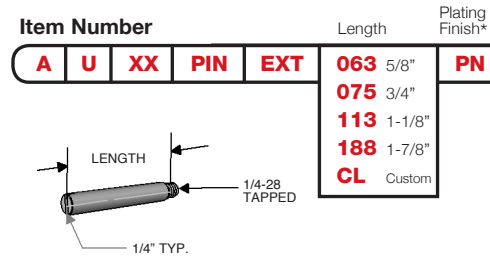
OPEN BAR GUIDE



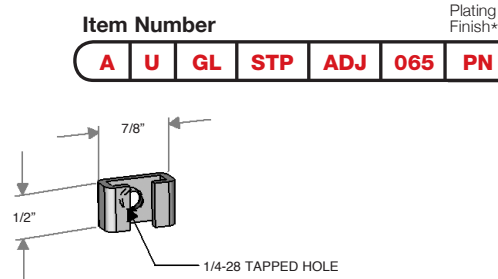
DRAWER CATCH



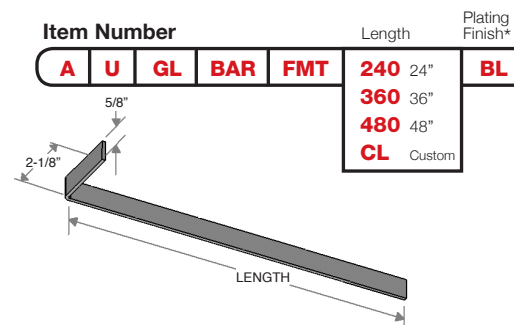
EXTENSION PIN



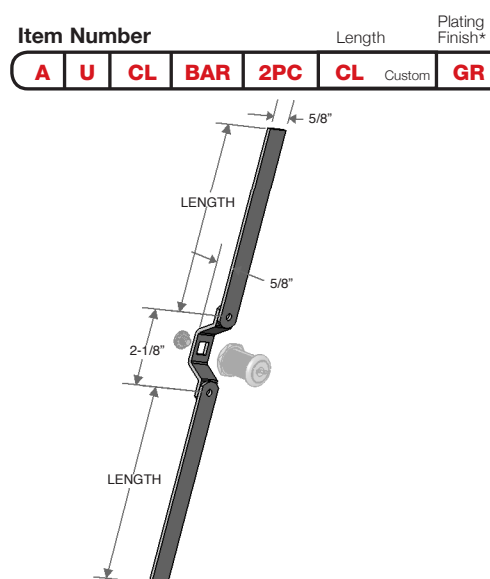
ADJUSTABLE STOP

For use with **D, K, M, S, V** and **I** Gang Locks.

FRONT MOUNT GANG LOCK BAR



2 BAR ASSEMBLY



For use with self-closing Gang Lock drawers.

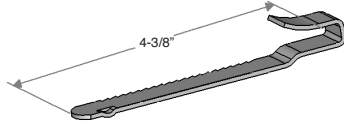
*Plating Finish: **PN** Polished Nickel; **BL** Matte Black; **ZN** Zinc

Price List and Data Sheet

Ratchet Bars/Miscellaneous

STANDARD BAR FOR RATCHET LOCK

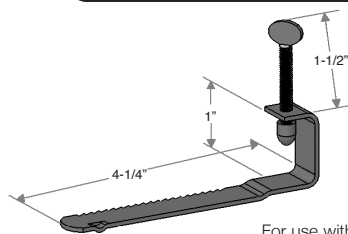
Item Number						Plating Finish*
A	U	60	BAR	XB1	STD	PN CF



For use with **D, K, K2** and **M** Ratchet Locks.

ADJUSTABLE BAR FOR RATCHET LOCK

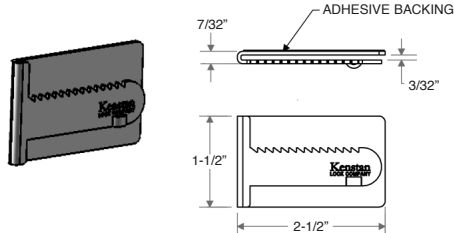
Item Number						Plating Finish*
A	U	60	BAR	XB2	ADJ	PN CF



For use with **D, K, K2** and **M** Ratchet Locks.

STICK ON BAR FOR RATCHET LOCK

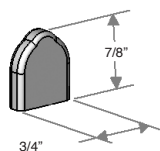
Item Number						Plating Finish*
A	U	60	BAR	XB5	STD	PN CF



For use with **D, K, K2** and **M** Ratchet Locks.

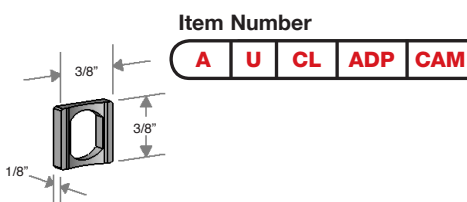
RUBBER CAM COVER

Item Number						Plating Finish*
A	U	CL	CVR	CAM	RBR	BL



For use with Cams.

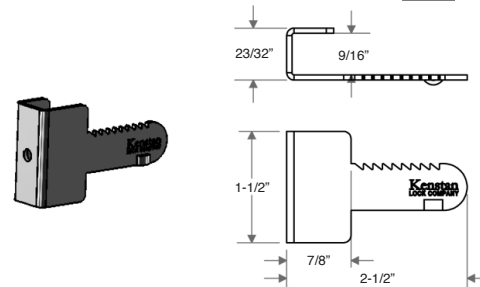
CAM ADAPTER



Use to mount Standard Cams on to **K, K2, M, S** and **V** Cam Locks.

SCREW ON BAR FOR RATCHET LOCK

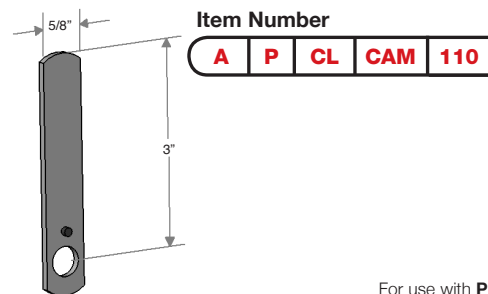
Item Number						Plating Finish*
A	U	60	BAR	XB6	STD	PN CF



Made in the U.S.A.

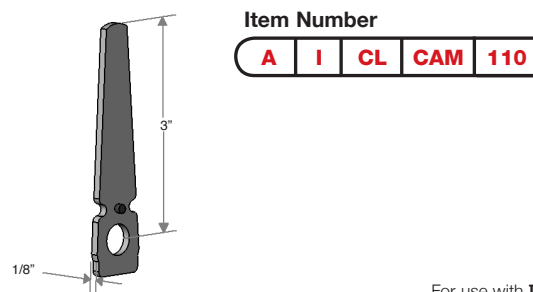
For use with **D, K, K2** and **M** Ratchet Locks.

3" CAM



For use with **P** Cam Locks.

3" I.C. CORE CAM LOCK CAM



For use with **I** Cam Locks.

6 PIN CORE SPACER

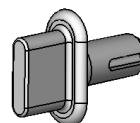
Item Number					
A	I	XX	SPA	XX6	PIN



For use with **I** Locks.

RED PLASTIC ACTUATOR

Item Number						Plating Finish*
A	I	XX	ACT	XXX	PLA	RD



For use with **I** Locks.

*Plating Finish: **PN** Polished Nickel; **SN** Satin Nickel; **PB** Polished Brass **BL** Matte Black; **ZN** Zinc; **CF** Custom Finish

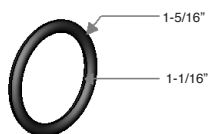
RUBBER "O" RING

Item Number						Plating Finish*
A	K2	XX	RNG	XOX	XX	BL

Used on **K2** keys.

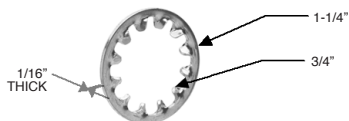
RUBBER "O" RING

Item Number						Plating Finish*
A	I	50	RNG	RUB	160	BL

For use with **I50** Plunger Locks.

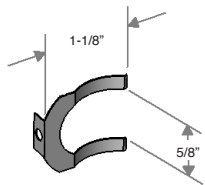
3/4" INTERNAL LOCK WASHER

Item Number						Plating Finish*
A	U	CL	WSH	LKW	075	ZN

For use with **D, K, M, S, V, P** and **E** Cam Locks.

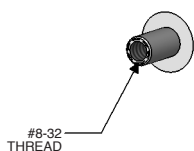
MOUNTING CLIP

Item Number						Plating Finish*
A	U	CL	CLP	MNT	XXX	ZN
						CF

For use with **K** and **M** Cam Locks.

MOUNTING POST

Item Number						Plating Finish*
A	U	40	PST	MNT	036	SN
						PB

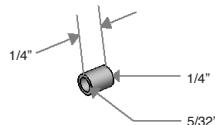


Made in the U.S.A.

Call Customer Service to order desired screws.

1/4" SPACER

Item Number						Plating Finish*
A	U	XX	SPA	XXX	025	BN

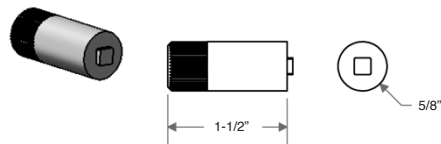


Made in the U.S.A.

Used to prevent metal track from bending when mounting locks.


K2 ACTUATOR

Item Number						Plating Finish*
A	K2	XX	ACT	XXX	XX	AL

For use with **K2** Locks.

DISC TUMBLER REMOVABLE CORE ACTUATOR

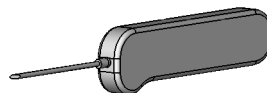
Item Number						Plating Finish*
A	DR	XX	ACT	XXX	XX	PN



For use with Disc Tumbler removable core locks.

PLUG REMOVAL TOOL

Item Number				
A	D	XX	TOL	PLG

For use with some **D** Locks.

SECURITY HEX KEY

Item Number						Plating Finish*
A	U	XX	TOL	HEX	003	BL



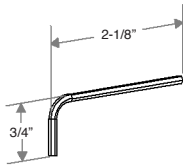
Use to made PL_51 series captive.

*Plating Finish: **PN** Polished Nickel; **SN** Satin Nickel; **PB** Polished Brass **BL** Matte Black; **ZN** Zinc; **RD** Red; **AL** Aluminum **CF**; Custom Finish

Price List and Data Sheet

SECURITY HEX KEY

Item Number							Plating Finish*
A	U	XX	TOL	HEX	009	BL	



Use to remove Security Screw from Plunger Locks.

ELBOW CATCH

Item Number							Plating Finish*
A	U	XX	CTH	ELB	XXX	PB	
						CF	



Use to secure the second door when using double doors.

DUST COVER

Item Number							Plating Finish*
A	U	CL	CVR	DST	XXX	BN	
						CF	



For use with D, K, M, S, V, P and E Cam Locks.

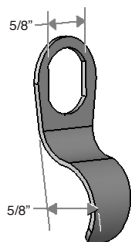
KEY RING (Wrist Strap)

Item Number					Plating Finish*
KEY	RNG	001	RD		
			BL		



FINGER PULL

Item Number							Plating Finish*
A	U	CL	PUL	FGR	XXX	PN	
						CF	



For use with D, K, M, S, V, P and E Cam Locks.

GANG LOCK PACKAGE

To determine your item number enter the **RED** option code for each section as in the example below.

A	B	C
GANG	3	C

GANG 3C A kit with three adjustable stops, three 1-1/8" pins, three lock washers, and four closed bar guides.

A Package

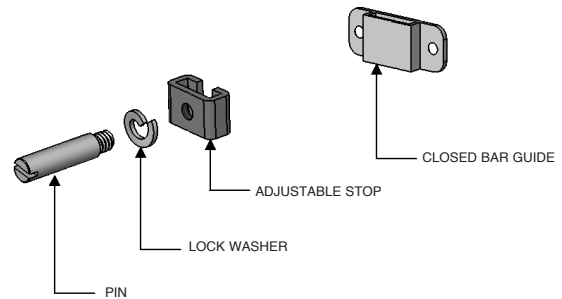
GANG

B Number of Drawers

2
3
4
5
6

C Pin Length

A 5/8"
B 3/4"
C 1-1/8"
D 1-7/8"



CAM LOCK GLASS INSTALLATION PACKAGE

A	B
CLLKXX	PN

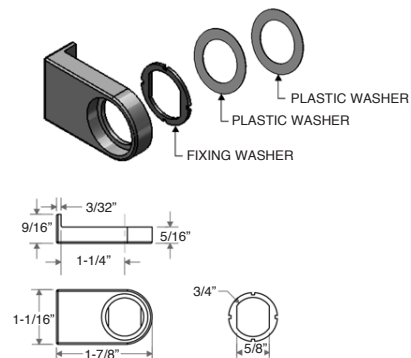
CLLK XX PN A kit with two plastic and one Polished Nickel "L" bracket.

A Package

CLLKXX

B Plating Finish

PN Polished Nickel
PB Polished Brass
BL Matte Black
ST Statuary Bronze
CF Custom Finish



I.C. CORE CAM LOCK GLASS INSTALLATION PACKAGE

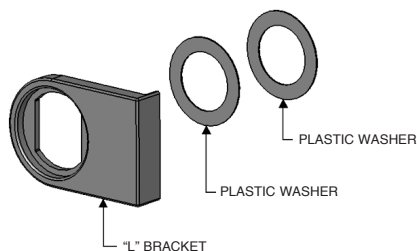


CLILK BC A kit with one "L" bracket and two plastic washers.

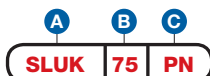
A Package
CLILK

B Plating Finish

PC	Polished Chrome
BC	Brush Chrome
PB	Polished Brass
BL	Matte Black
CF	Custom Finish



UNIVERSAL SWITCH KIT (Lock, three tab washers and nuts not included)



Two position maintained switch (Not Spring Loaded) Double pole double throw Toggle Switch rated 10amp/250VAC, with screw terminal.

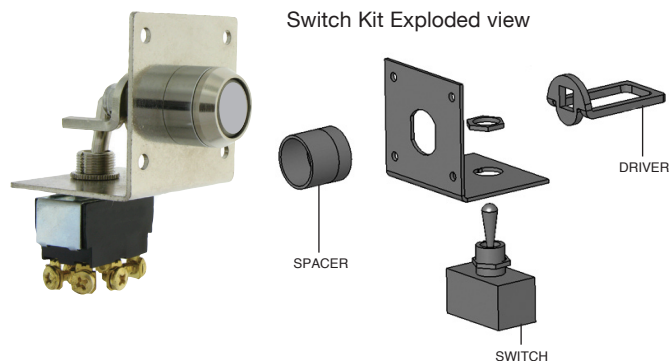
A Package
SLUK

B Material Thickness

75	3/4"
O	Other

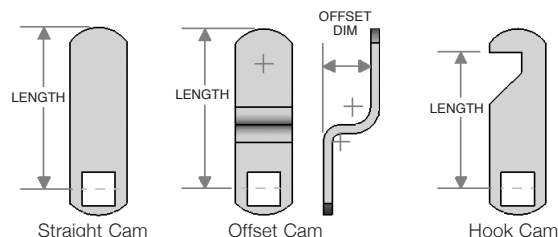
C Plating Finish

PN	Polished Nickel
SN	Satin Nickel
PB	Polished Brass
CF	Custom Finish



If a particular accessory is not shown in our catalog, please contact Kenstan for assistance. Kenstan may have the part as a non-catalog item or we will modify an existing part to meet your specific application. We offer prompt service in the development and quoting of custom accessory parts.

CAM TYPE



Note: All cams are reversible.

Made in the U.S.A

CAM TYPE

STRAIGHT CAM

CAM 101	5/8"
CAM 102	3/4"
CAM 103	7/8"
CAM 104	1"
CAM 105	1-1/8"
CAM 106	1-1/4"
CAM 107	1-3/8"
CAM 108	1-1/2"
CAM 110	1-3/4"
CAM 112	2"
CAM 116	2-1/2"

1/8" OFFSET CAM

CAM 303	7/8"
CAM 306	1-1/4"
CAM 308	1-1/2"
CAM 312	2"

1/4" OFFSET CAM

CAM 403	7/8"
CAM 404	1"
CAM 406	1-1/4"
CAM 408	1-1/2"
CAM 410	1-3/4"
CAM 412	2"
CAM 414	2-1/4"

3/8" OFFSET CAM

CAM 504	1"
CAM 506	1-1/4"
CAM 508	1-1/2"
CAM 512	2"

1/2" OFFSET CAM

CAM 606	1-1/4"
CAM 608	1-1/2"
CAM 610	1-3/4"
CAM 612	2"

5/8" OFFSET CAM

CAM 712	2"
----------------	----

HOOK CAM

CAM 202	3/4"
CAM 204	1"
CAM 206	1-1/4"
CAM 208	1-1/2"
CAM 210	1-3/4"

CUSTOM CAM

CL CL

Made in the U.S.A

1. Pricing: Kenstan Lock reserves the right to institute price adjustments based upon fluctuation of material costs without prior notice. Orders, or balances of orders, that have not shipped within 6 months from the original order date may be subject to a price review.

2. Payment Terms: Payment must be made at time of purchase, unless otherwise approved by Kenstan with terms of Net 30 Days from the date of the invoice. A service charge of 1.5% per month will be charged on overdue accounts.

3. Shipping: Please be sure to specify your preferred shipping method on every order. For all orders received without shipping instructions, Kenstan will use our discretion to make carrier selection based upon the most economical method of shipment available to meet your required in house date. Kenstan is not responsible for risk of loss or damage to products in transit with the selected carrier.

4. Deliveries: At Kenstan, we assemble every lock to order and strive to meet your requested in-house date. Our standard lead time is to ship within two weeks from the receipt of your order. Rush orders and emergency services are available. Unless specifically prohibited in writing by the purchaser, Kenstan reserves the right to make partial shipments of any order.

5. Inspection: Kenstan Lock inspects all products in accordance with our standard quality control procedures. Upon receipt and inspection by the purchaser, any parts proven to be defective or not as ordered may be returned to Kenstan for repair or replacement following the conditions in the "Returned Goods" section (#6) below.

6. Returned Goods: Product replacement or account credit for any returned goods will be made solely at the discretion of Kenstan and will only be accepted upon the issuance of a Return Authorization number from Kenstan's Customer Service Department. Merchandise proven to be defective, due to faulty material and/or workmanship, may be returned for full replacement or credit. Any product ordered incorrectly by the customer may be accepted for return and subject to a 50% handling charge. Locks made with special or out-of production parts are not returnable, unless prior arrangements have been made. Returned merchandise that is damaged in transit, due to inadequate return packaging, will not be accepted.

7. Warranty: Kenstan Lock warrants, for a period of one year from delivery, that our products are free from defects in material and workmanship and makes no other warranties, expressed or implied, including but not limited to the degree of security or the purchaser's application or use of our product. Kenstan Lock Co. will not warranty any locks or parts that were modified outside of our factory. In the event of a product defect, Kenstan shall only be responsible to the extent of the cost of our product, and will not accept any claims for labor or loss of merchandise.

8. Cancellation: If all or any part of an order is cancelled before the completion of the product assembly by Kenstan, the purchaser shall be responsible for payment of all assembled items as well as any special parts ordered for items remaining unassembled at the time of cancellation. If pricing on the original order was based upon Kenstan's quantity discount, a partial cancellation may affect the pricing on items already shipped and invoiced and a price adjustment will be made.

9. Catalog Dimensions and Sample Policy: Please be aware that all lock and part drawing dimensions carry a tolerance of plus or minus 1/16" and are for reference only. Please contact us for actual dimensions. All specifications are subject to change without notice. Samples products are available upon request.