

Section G

Solid Brass Cabinet Hardware



#25056
Wire Pull
4" c/c
Diameter: 5/16"



#25054
Wire Pull
3½" c/c
Diameter: 5/16"



#25052
Wire Pull
3" c/c
Diameter: 5/16"



#25050
Wire Pull
2½" c/c
Diameter: 5/16"

#25215
Small Drawer Pull
¾" c/c
Overall Length: 3¾"



#25216
Large Drawer Pull
¾" c/c
Overall Length: 4"



#21197
Round Knob
Diameter: 1½"
Height: 1-5/16"



#21194
Round Knob
Diameter: 1¼"
Height: 1-1/8"



#21196
Round Knob
Diameter: 1"
Height: 1"



#25092
Colonial Pull
¾" c/c
Diameter: 3/8"
Projection: 1¼"



#25090
Colonial Pull
¾" c/c
Diameter: 3/8"
Projection: 1¼"



#25040
Bar Sash Lift/Door Pull
4" c/c, Utility
Overall Length: 4-5/8"




#25042
Bar Sash Lift/Door Pull
¾" c/c, Utility
Overall Length: 4"




#25400
Rectangular Flush Pull
L: 3-1/8" W: 1-5/16", D: 5/16"


idh's premium quality Solid Brass Cabinet Hinges with Ball Finials are made to our stringent standards and specifications. Available in 5 sizes, these Hinges and our other Cabinet Hardware selections are the perfect match for the most discriminating cabinetry.



#82520
Cabinet Hinge
2½"H x 2" (Pair)



#82525
Cabinet Hinge
2½"H x 2½"
(Pair)



#82600
Non-Mortise
Cabinet Hinge
Overall HT: 3-1/16"
(Pair)

#82015
Cabinet Hinge
2"H x 1½"
(Pair)



#82517
Cabinet Hinge
2½"H x 1-7/10"
(Pair)



#83020
Cabinet Hinge
3"H x 2"
(Pair)

