

Why choose HPC Software & Books?

COMPREHENSIVE

EASY-TO-UNDERSTAND

EDUCATIONAL

INDISPENSABLE

PROFITABLE

USA FACTORY SUPPORT

SOFTWARE & BOOKS

MasterKing®	34
KeyTrail®	36
CodeSource®	38
KeyChoice®	42
CardWare™	43
Interactive Car Opening Authority®	44
Live Action Learning Software Series	46
Reference Books.....	46



The Quick and Easy Way to Master Key



MasterKing® (contains 2 CDs)
No. MK-CD

also available separately:
How to Create Master Key Systems
No. HT-CMK1

Providing master keyed systems is an essential part of servicing the highly profitable commercial, industrial and institutional customers in your market.

Before you can offer master key systems, you need to understand the fundamentals of master keying.

HPC's program **How to Create Master Key Systems for the Security Specialist** will teach you everything you need to know. **Using detailed animation, colorful illustrations and audio**, this program clearly and concisely explains how to select key bittings, pin cylinders, create Total Position Progression Systems, Rotating Constant Systems, Page Systems and much more.

Creating a master key system on paper is a time-consuming process, and costly mistakes are easy to make. Once you understand the principles of master keying, you can **let the computer do the work** quickly and error-free. HPC's **MasterKing®** program creates superior master key systems faster than ever. **MasterKing® will guide you through the development of simple or complex master key systems step by step**, eliminating the possibility of transposed numbers, duplicated bittings and uncuttable keys.

MasterKing® and the included How To Create Master Key Systems software provide all the information and resources for you to become a master keying specialist.



List Systems

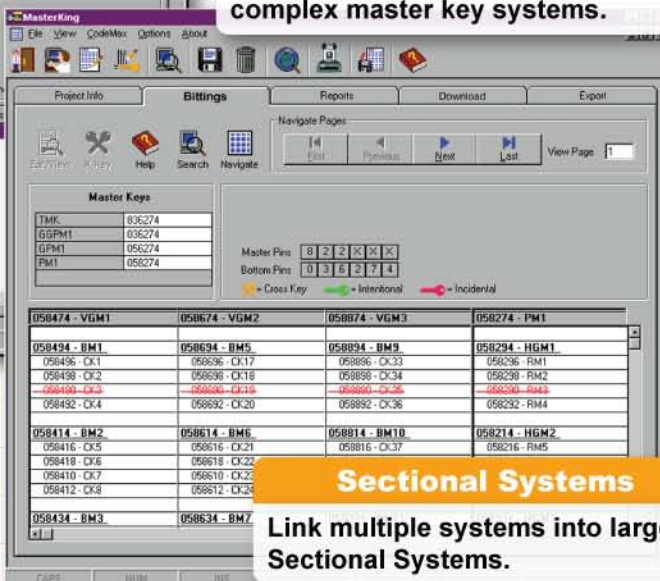
See up to 5 levels of bittings in the familiar, easy-to-navigate List Format.



Scan for more info!

Page Systems

The Page Format provides greater flexibility and allows creation of complex master key systems.



Sectional Systems

Link multiple systems into larger Sectional Systems.

Complete

Over 220 lock types from over 50 manufacturers or add your own information.

Informative

Indicates card, cutter and jaw for the HPC Blitz™ and The Punch Machine™.

Extra Info

Key blank cross-reference

No Guessing

Check how many bittings will be available before finishing your system.

All-Inclusive

Indicates the lock manufacturer's specifications for master keying, adjustable as needed to fit your requirements.

Easy-to-Use

Accept the defaults for the fastest and largest system. Or, modify it to fit your requirements.

Comprehensive

Creates master key systems in 2 formats, plus accommodates sectional systems and allows manual entry of existing systems.

Adaptable

Modify every aspect of your master key system, including chamber progression and biting array.

Flexible

Create systems from simple 1-level "Single Keyed-Different", to complex 7-level master keyed systems.

Support

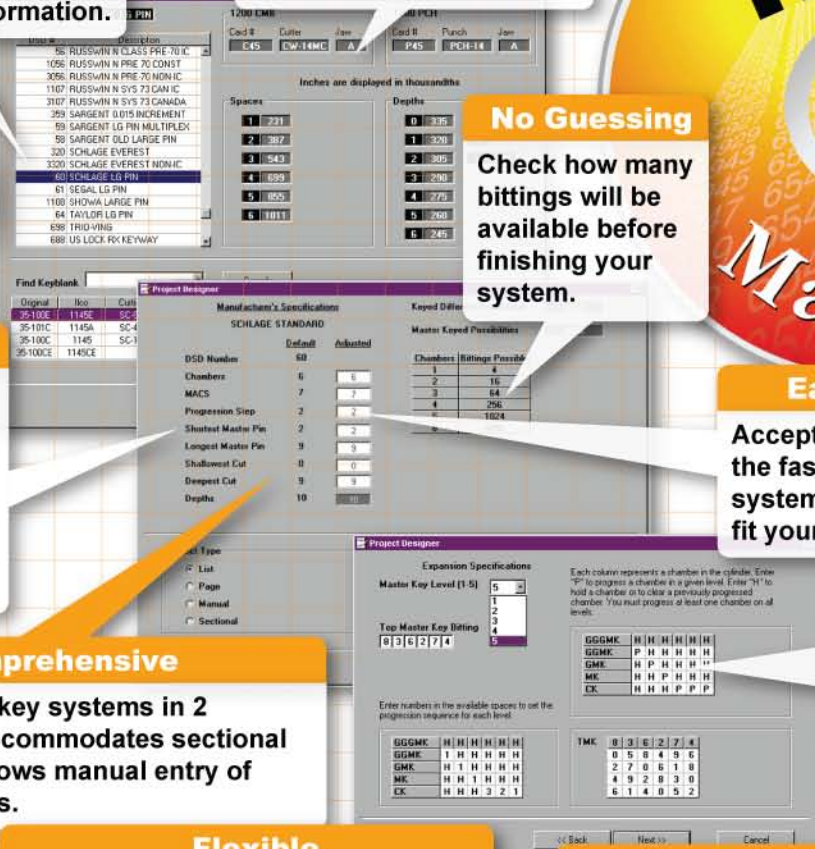
Knowledgeable and Friendly USA Factory Technical Support

Basic Features:

- Multi-user/level password security
- Modifiable report format allows you to print only what you want
- Contains a database of more than 220 lock types from more than 50 manufacturers
- Allows entry of new manufacturers through custom hardware feature
- Automatic manufacturer specification fill-in with easy editing capacity
- Help file and tutorial
- Download systems to CodeMax® or Tiger SHARK™ machines for error free key cutting
- Very intuitive and easy to navigate
- Able to generate 1 to 5 levels in list format
- Displays change keys, block masters, row masters, vertical & horizontal group masters, page masters, multi-page masters, and the TMK in page format
- Bittings and pinnings displayed on screen and in reports

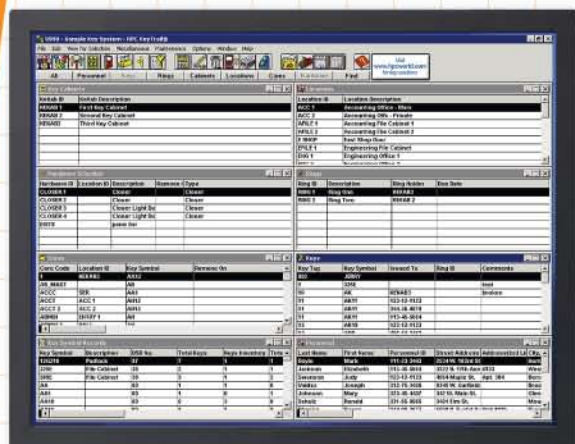
Advanced Features:

- Supports cross-keying
- Supports total position progression and rotating constants
- Computes driver and control pins in interchangeable core (IC) systems
- Allows manual entry of existing systems
- Allows customized progression sequence
- Allows entry of descriptions for each biting
- Search by biting, key symbol or description
- Supports sectional master keying for systems using graduated or progressive keyways
- Allows manipulation of the key biting array
- Powerful database feature allows you to export your systems to Excel and other formats
- Link multiple projects to your customers in the HPC-exclusive cross-program database





Track Keys, Personnel & Locations

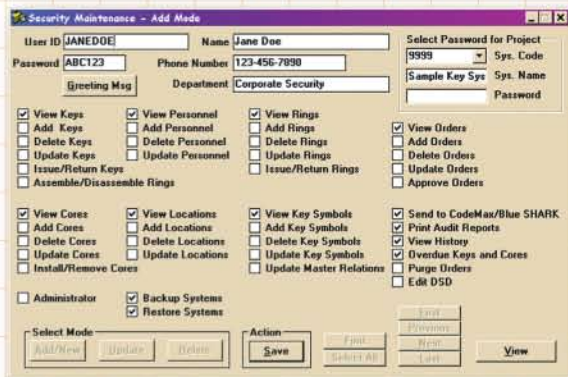


KeyTrail®
No. KT-CD



KeyTrail® Lite
No. KT-CDLITE

KeyTrail® Lite is a simplified version that tracks only the Personnel, Keys, Locks and Locations at one facility.



KeyTrail® is designed to provide complete management of keys, the people that hold them and the doors they open, all from one screen. A vital aspect of the security at any facility is the ability to instantly determine who has access to specific locations. Whether you are a locksmith managing an apartment complex or the facility manager at a university, KeyTrail® allows you to monitor the entire operation.

- **View up to 8 different windows on 1 screen** to see the lists of Personnel, Keys, Rings, Key Cabinets, Locations, Locks, Door Hardware and all keying information, with an unlimited number of records at an unlimited number of facilities
- **View up to 4 different windows in KeyTrail® Lite** at one time to see lists of personnel, keys, locks and locations



- Easy to use with **drag-and-drop technology**, pull-down menus and keyboard shortcuts
- A large variety of **detailed reports** is available to provide concise information
- Network compatible for use in **multi-user environments**
- **Flexible security** easily controls the information that users may access
- **Perfect for universities, hospitals, office buildings, factories, airports, institutions, etc.**

KeyTrail® has a very flexible security feature which allows you to set up one or many System Administrators. In turn, they can set up an unlimited number of security profiles to limit or give unlimited access to users on an individual basis. This will allow some people to only have the ability to view records, while giving others the ability to loan out keys without having access to key cutting information. As an additional security feature, **KeyTrail® tracks all transactions, including the system user who performed the transaction.**



Key Cabinets

The Key Cabinets window lets you keep track of all your keys in inventory as they are stored in the actual cabinets.

Hardware Schedule

The Hardware Schedule window records hinges, closers, exit devices and any other door hardware whether it is in-stock or installed at a Location.

Locations

The Locations window displays a list of the doors that the keys open.

Cores

The Cores window keeps track of all of your cores, cylinders, and locks whether they are installed or in stock.

Key Symbols

The Key Symbols window displays the bitting and depth & spacing information. Separating Key Symbols from Keys and Cores allows people to view or loan out keys and install locks without having access to vital key cutting information.

Personnel

The Personnel window displays a list of the people in the facility.

Rings

The Rings window groups keys together. Once together they can be moved and assigned as one.

Keys

The Keys window displays a list of the keys that open the doors.

Support

Knowledgeable and Friendly
USA Factory Technical Support

Features of KeyTrail®:

- Instantly see who has access to a location
- Easily see which keys have been issued and which keys remain in cabinets or in stock
- Simple to use. With easy to understand icons, drop down menus, keyboard shortcuts, as well as a comprehensive help file
- Flexible security feature. The System Administrator can set up an unlimited number of security profiles for other people who will be using the system, plus KeyTrail® provides an audit trail that tracks all transactions
- Optional work orders to track cylinder installation and key duplication
- Interface with HPC's MasterKing® software, Tiger SHARK™ and CodeMax® to make an all encompassing key producing/tracking package
- Information can be imported or exported in either tab delimited or comma delimited format
- KeyTrail® can be installed on an individual PC or on a network server
- Knowledgeable and friendly, USA factory technical support

KeyTrail® provides numerous reports on Keys, Key Symbols, Rings, Locations, Cores and Personnel including:

Report Menu

Print Keys <input type="radio"/> Print All Keys <input type="radio"/> Print Issued Keys <input type="radio"/> Print Overdue Keys <input type="radio"/> Print Lost Keys <input type="radio"/> Print Keys w/ Locations <input type="radio"/> Print Keys with Cores <input type="radio"/> Print Destroyed Keys	Print Rings <input type="radio"/> Print All Rings <input type="radio"/> Print Issued Rings <input type="radio"/> Print Overdue Rings <input type="radio"/> Print Lost Rings <input type="radio"/> Print Rings with Locations <input type="radio"/> Print Rings with Cores	Print People <input type="radio"/> Print All People <input type="radio"/> Print People with Keys <input type="radio"/> Print People with Rings <input type="radio"/> Print People w/ Locations
Print Cores <input type="radio"/> Print All Cores <input type="radio"/> Print Overdue Cores <input type="radio"/> Print Lost Cores <input type="radio"/> Print Cores with Keys <input type="radio"/> Print Destroyed Cores	Print Locations <input type="radio"/> Print All Locations <input type="radio"/> Print Locations with Cores <input type="radio"/> Print Locations with Keys <input type="radio"/> Print Locations w/ People	Print Orders <input type="radio"/> Print all orders <input type="radio"/> Print all open orders Sort By <input type="radio"/> Key Tag <input type="radio"/> Personnel ID <input type="radio"/> Ring ID

Print Printer Setup Close

- Personnel and the keys they hold
- Keys and the locations they open
- Locations and the personnel that have access to them
- Lost key report and overdue key report
- Audit trail
- Work orders



The Ultimate Code Retrieval Program



From the leader in locksmith software HPC's **CodeSource®**, the ultimate code retrieval program is actually 8 programs in 1!

We all know the importance of offering code-cut keys; it is what separates locksmiths from key cutters. At the heart of every locksmith shop is the code program, a vital aspect of its operations. **HPC's CodeSource® is the most comprehensive, user-friendly code retrieval program on the market today!** It has a database of **millions and millions of codes** that can be accessed quickly and easily. The Windows® operating system allows for **quick maneuvering** through the program with the point and click method or by clearly marked **hot keys**. CodeSource® makes looking up a code completely effortless. There is no need to have extensive computer knowledge to run the program, simply follow the instructions on the screen. If you have questions, on-screen help is available at the touch of a button.

CodeSource®
No. CS-CD

CodeSource®
(Lockshop Codes Only)
No. CSLS-CD

CodeSource®
(Padlock Codes Only)
No. CSPL-CD

CodeSource®
(Vehicle Codes Only)
No. CSVH-CD

CodeSource® Lite
No. CS-CDLITE



CodeSource® allows you to search for a code in a variety of ways: by code card number, manufacturer name, key blank number, DSD (Depth & Spacing Data) number, application or vehicle model. With any or all of this information, the system will find the code that you need. For maximum computing power choose CodeSource® for your PC; it is 8 different programs in 1!



Standard Features of CodeSource® Lite



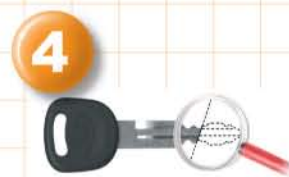
Code Search



Code Specifications



Custom Codes



Search By Bitting



Key Blank Cross-Reference



Customer Database



Print Code Cards



Car Opening Information

Added Features of the full version of CodeSource®

Support

Knowledgeable and Friendly
USA Factory Technical Support

Helpful Features:

- Image of Key Blank and Keyway Included to Aid in Proper Identification
- Illustration of Cut Key Included to Help Verify accuracy
- On-Screen Help makes it Quick and Easy to get the Assistance You Need
- Print Code Cards
- Customer Registration & Database

Search By:

- Code Number
- Manufacturer
- Application
- Key Blank
- Bitting or Partial Bitting
- Code Card
- DSD



CodeSource® by HPC, Inc.

Code: 1234X Bitting: 35545324 Units: Inch(1/1000)

Series: 0001X-1706X

Mfr.: FORD - Fusion 2006-2011 All Locks

Car Opening Onboard Program New Code Save Customer Close

DSD Info Cut Key View Notes

Position	1	2	3	4	5	6	7	8
Spaces	845	753	661	568	476	384	292	200
Bitting	3	5	5	4	5	3	2	4
Cut Depth	304	254	254	279	254	304	329	279

Depth Information

#	Depth
1	354
2	329
3	304
4	279
5	254

Key Machine Info

Gauge: BLACK TIP STOP

Cutter: CW-1011

Jaw: A

Card: CX101

DSD: 261

Automotive Super Jaw

Blitz/Switch Blitz

HKD Card

ON OFF

Print Code Card

Print HKD Card

HookNo	Jet	Hala	IicoEZ	Original	Strattec	Curtis	Cole
8-5	H75-NP	H75PH	H75	597037	597037	H-75	H75
	H75-NP	H75PH	H75	597638	597638	H-75	H75

3:51 PM 10/3/2011

Find:

- The Key Bitting
- Code Card Numbers for the Blitz™, Switch Blitz™ and The Punch Machine™
- DSD Number for the CodeMax® and Tiger SHARK™
- Proper Cutter and Jaw
- Depth & Space Data in Inches or Millimeters
- Key Blank Options from More than 30 Manufacturers
- Additional Key Machine Information
- Car Opening Information
- On-Board Transponder Programming Information

Added Benefits:

- CodeSource® can be Installed on an Individual PC or on a Network Server
- Download to Tiger SHARK™, CodeMax® and ITL
- Annual Updates keep you Current with the Latest Code Information
- Knowledgeable and Friendly, USA Factory Technical Support

Features & Functions:

- Vehicle Codes
- Padlock Codes
- Lockshop Codes
- Custom Codes
- Depth & Spacing Data (DSD)
- Key Blank Cross-Reference
- Customizable Cross-Reference
- Print Code Cards
- Customer Database
- Print Business Cards
- Search by Bitting
- Key Progression
- Car Opening Information

Stock No.

CS-CD

CS-CDLITE

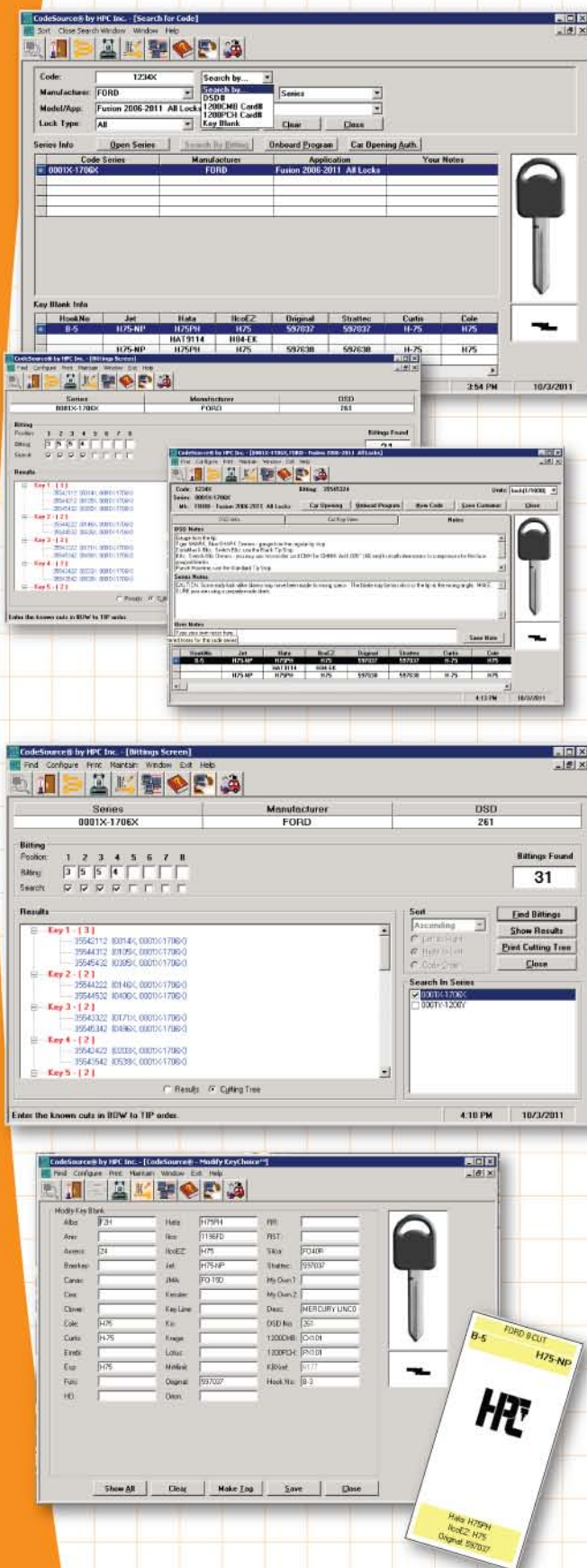
CSVH-CD

CSPL-CD

CSLS-CD



CodeSource® is 8 Programs in 1



- 1 Code Search** - The versatile search function instantly searches through millions of codes. Search by any combination of key code, lock manufacturer, vehicle manufacturer or model, key blank number or code card number.
- 2 Code Specifications** - This screen provides all the information needed for cutting keys on any HPC Key Machine including the code card, key blank, jaw, cutter and of course, the bitting. The depths and spaces are listed in inches or millimeters. The actual key specifications are needed if you are using a micrometer machine or need to check the measurements of a key.
- 3 Custom Codes** - Create your own code series to keep track of your own keys. If you have a proprietary lock you also can store the depth and space data in CodeSource®. From there you can access all of the key cutting information, including printing custom code cards.
- 4 Search by Bitting** - When presented with only a piece of a broken key, enter the known cuts and CodeSource® will display all codes and bittings that contain that partial bitting. Many vehicles use only part of the ignition bitting in the door locks. If you do not have the code number, it is possible to remove and decode the door lock. By entering the cuts from the door lock you can quickly find all the possible bittings for the ignition. The innovative key progression offers multiple sorting options for all of the possible bittings minimizing the number of key blanks needed to cut all possibilities.
- 5 Key Blank Cross-Reference** - Most locksmith shops have hundreds of different key blanks, and there are many manufacturers offering replacement blanks. Keeping track of all of these numbers is a daunting task. The comprehensive cross-reference in CodeSource® makes it easy to identify suitable alternatives. There is a field to record the location of each key blank, allowing you to quickly find the blank you need, and you can print customized Key Tags to label the hooks on your key boards.



Scan for more info!

6 Print Code Cards - HPC's Blitz™ can be found in practically every locksmith shop, and with CodeSource® you have the ability to print any code card quickly and easily. Your work does not have to stop because you cannot find the correct card. A simple click instantly prepares a code card, that is ready to print for:

- Blitz™ and Switch Blitz™
- The Punch Machine™
- Pocket Sized Key Decoder

The code cards include the space and depth measurements (in inches or metric), applicable code series, appropriate cutter and jaw to use and a picture of the key in the jaw showing the proper gauge point.

7 Customer Database - A sign of a successful business is the number of repeat customers.

The customer database in CodeSource® aids in customer retention by providing you with custom-printed business cards. These cards contain your business name, contact information and even your own logo, as well as the name of your customer and a unique code number that only you can decipher. Only on your computer can this unique number be instantly translated to the key specifications for your customer. By giving these cards out with every new key cut, your customers will quickly learn to rely on your excellent service and call you for their next job!

*Another
HPC Exclusive!*

8 Car Opening Information - Often the need to code cut a key stems from a vehicle lockout. From its introduction more than 10 years ago, The **Interactive Car Opening Authority®** has been the leading vehicle entry reference. It contains the opening techniques for the latest 17 years of vehicles, including all of the current models. The single screen interface makes it quick to find the opening method, airbag locations and transponder information with only a few clicks of your mouse. In addition, the program includes full-action videos showing how to perform each opening method. There is also in-depth information including detailed photographs showing specific opening techniques and lock removal procedures for dozens of the latest vehicles.





Customizable Key Blank Cross-Reference

Customizable

Two additional fields for adding your own key blank manufacturers or look-alike cross-references.

Sortable

Complete sortable key blank cross-reference listing all of the largest key blank manufacturers around the world.

Key Tags

Print customized Key Tags to label the key boards in your shop.



Support

Knowledgeable and Friendly USA Factory Technical Support



KeyChoice®

No. KC-CD

KeyChoice® is part of CodeSource® and is also available separately.



Hook Numbers

Add your own hook or reference numbers to fully personalize this program.

Easy-to-Use Search Feature

Quickly find the key blank you are looking for by searching all of the most popular key blank manufacturers such as Curtis, Ilco, Jet plus many more.

There are many key blanks that look similar. There are also various numbering systems from the many key blank manufacturers. This can make it difficult to identify the proper blank to use for your customer.

KeyChoice® is a database of tens of thousands of key blank numbers that allows you to cross-reference the blank numbers from the most popular key blank manufacturers for quick identification. **There are many options for searching, including by original and substitute key blank numbers, description or by your hook numbers.** Sort, search and update key blank information with point and click simplicity.

Features of KeyChoice®:

- Easy-To-Read Columnar Format
- References the 30 Most Popular Key Blank Manufacturers, including Curtis, Ilco, Jet and Silca
- Search by Key Blank Number, Code Card, DSD Number and Description
- Add & Edit Your Own Hook Reference Numbers
- Rearrange and Resize Columns for a Customized Screen Layout
- Displays Description of Key Blank Application
- Displays Blitz™, Switch Blitz™ and The Punch Machine™ Code Card Numbers
- Displays CodeMax® and Tiger SHARK™ DSD Number
- Immediate Access to On-Screen Help Function
- Interface with HPC's CodeSource®
- Timely Updates
- Knowledgeable and Friendly, USA Factory Technical Support

"Where did he put the Ford 10-cut card?"

"Who bent the Schlage card?"

"I knew I should have purchased that Saturn card."

Search By:

- Code Number
- Manufacturer
- Application
- Key Blank
- Code Card

Easy-to-Use

Search through a list of over 950 different lock types or create your own.



Scan for more info!

CardWare™

No. CW-CD

CardWare™ is part of CodeSource® and is also available separately.

Print Code Cards For:

- Blitz™
- Switch Blitz™
- The Punch Machine™
- Pocket Sized Key Decoder

Support

Knowledgeable and Friendly
USA Factory Technical Support

Print Options

Print to standard paper for a temporary card or use card stock or the included "tear-proof" paper for a long lasting card.

Not having the right code card no longer has to interrupt your day. **With HPC's CardWare™ Code Card Generating and Printing Software you can create a code card for any key you need to cut!**

You can search by manufacturer, model, code series, key blank, DSD number or card number to access the appropriate depth and space data.

You also can add your own custom depth and space data. From there, a simple click instantly prepares a code card that is ready to print.

The code cards include the depth and space measurements (in inches or millimeters), applicable code series, appropriate cutter and jaw to use, and a picture of the key in the jaw showing the proper gauge point.

CardWare™ prints code cards for:



Blitz™
(No. 1200CMB)
all models



Switch Blitz™
(No. 1233CMSB)
all models



The Punch Machine™
(No. 1200PCH)



Pocket Sized Key Decoder
(No. HKD-75)



All the Car Opening Information You Need

From its introduction more than 15 years ago, HPC's **Car Opening Authority®** has been the leading vehicle entry manual and reference guide. The key to its popularity was the development of the **HPC's Proven Methods of Car Opening**. The Research Staff at HPC determined that every vehicle could be opened by one or more of these opening methods. Once you know how to perform these techniques, all you need to know is which method to apply to the car you need to open.

Interactive Car Opening Authority®

The **Interactive Car Opening Authority®** contains the opening techniques for the latest 17 years of vehicles, including all of the current models. The single screen interface makes it quick to find the **opening method, airbag locations and transponder information** with only a few clicks of your mouse. In addition, the program includes full-action videos showing how to perform each opening method. There is also **in-depth information including detailed photographs** showing specific opening techniques and lock removal procedures for dozens of the latest vehicles. This program is the **most complete and comprehensive car opening reference available**. It Includes:

- *Opening Techniques for the latest 17 years of vehicles. Includes air bag and sensor locations.*
- *Transponder and On-board Programming information.*
- *Full-action video shows how to perform each opening method.*
- *In-depth photographs and details for dozens of vehicles.*



Interactive Car Opening Authority® (PC) No. COA-CD

The Interactive Car Opening Authority® is part of CodeSource® and is also available separately.

Car Opening Authority®

The printed version of the **Car Opening Authority®** is a single volume manual that contains the opening techniques for the latest 17 years of virtually every car, truck, and SUV on the road. The simple to use Models Index leads to **clear concise diagrams of each opening technique**. Be prepared for any lockout you are called to open. **The Car Opening Authority® is the most complete and comprehensive car opening reference on the market.**



Car Opening Authority® (print) No. COA-22



Scan for more info!

Educational and Reference Material

Whether it is to educate new employees or to use for their own reference, every locksmith will benefit from owning training information on the core skills of their trade. Studies have shown that instructional information presented in an audio-visual format is the most effective form of training and provides the greatest level of knowledge retention.

The Audio-Visual Technical Education titles combine an audio CD-ROM and a printed book to provide a dual-mode training system.

The Learning Center Reference Collection is a series of technical manuals that teach important skills every locksmith should know.

The Live Action Learning Software Series from HPC is a collection of interactive guides covering vital aspects of locksmithing.

Picking Tubular Locks

The ability to service tubular locks can set you apart from your competitors. Often, the first step in servicing the lock is the ability to pick it open. Picking tubular locks requires different tools and a different technique from picking standard locks.



Scan for more info!

How to Pick Tubular Locks



This **Audio-Video CD** introduces the specialized tools and techniques used in picking common tubular locks. After studying this selection you will understand how tubular locks work and how they can be defeated. This interactive guide, with the help of illustrations and animation, will teach you how to pick tubular locks like an expert in no time at all.



How to Pick Tubular Locks
No. HT-PTL1



Basic Tubular Picking



This **Illustrated Book** covers the basic theories and procedures necessary for compromising the more fundamental types of tubular locks. Both the locks in question and the necessary tools are fully-illustrated and described in detail.



Basic Tubular Picking
No. LC-2

Advanced Tubular Picking



This **Illustrated Book** picks up where its predecessor, Basic Tubular Picking, leaves off. This volume describes the more complex and unusual types of tubular locks and the techniques necessary to pick them open.



Advanced Tubular Picking
No. LC-7



See the complete line of Tubular Picks in the Pick Set section.



Educational and Reference Material


Picking



How to Pick Locks
No. HT-PLX1



Picking and Raking of Pin and Disc Tumbler Locks
No. AA-1



Basic Picking and Raking
No. LC-1

Basic Picking and Raking Multi Language CD
No. LC-1CD

Impressioning



Basic Impressioning
No. LC-5

Picking and raking locks is the quintessential talent of a security specialist and what separates a locksmith from an amateur.

How to Pick Locks



This **Audio-Video CD** explains the difference between picking and raking, and teaches how to perform both techniques. Learn about various tools including picks, hooks, rakes, tension tools and plug spinners and the proper way to use them. This interactive guide is a necessity for anyone who wants to learn or improve their ability to pick pin and disc tumbler locks.

Picking and Raking of Pin and Disc Tumbler Locks



This **Workbook and Audio CD** will teach you the preliminary preparations before picking, the differences between picking and raking, how to perform both methods of opening, correct tool selection and their application on various types of cylinders.

Basic Picking and Raking



The **Basic Picking and Raking Book** describes in detail the theories and techniques for picking standard pin and wafer tumbler locks. All the necessary tools (including picks, rakes and tension wrenches) are listed and fully-illustrated for convenient cross-reference.

Also available is a **Multi-Language CD** containing convenient PDF files of the Basic Picking manual in **English, French, German, Japanese and Spanish**. Read on your computer or print out the language of your choice.



Basic Impressioning



Every locksmith should have an arsenal of methods to gain entry through locked doors. One viable technique is impressioning, creating a new key by reading pin marks on a key blank. This **Manual** explains the essential theories and methods for making a key by impressioning. The proper technique for blank preparation, obtaining marks and the ability to recognize marks are covered in detail.

See the Clean Grip Impressioning Tool in the Tools Section.
(No. CGIT-10)



Master Keying

Providing master keyed systems is an essential part of servicing the highly profitable commercial, industrial and institutional customers in your market. Before you can offer master key systems, you need to understand the fundamentals of master keying.



Scan for more info!

How to Create Master Key Systems



Using detailed animation, colorful illustrations and audio this program clearly and concisely explains how to select key bittings, pin cylinders, create Total Position Progression Systems, Rotating Constant Systems, Page Systems and much more.

How to Create Master Key Systems

No. HT-CMK1

Also available with MasterKing®



Basic Master Keying



This **illustrated book** introduces the locksmith to the theories and principles associated with master keying. It includes such techniques as selecting key bittings, 1- & 2-Step Progression and identification of Incidental Master Keys.

Basic Master Keying

No. LC-6



Car Opening

How to Master Car Opening



Your customers will appreciate your professional approach to quickly and safely unlocking their car, without causing any damage. This guide **teaches HPC's Proven Methods of Car Opening.**

Once mastered, these techniques will guide you into virtually every vehicle on the road. The multi-media demonstrations will **demystify car opening** and enable you to approach any car opening situation with confidence.

How to Master Car Opening

No. HT-MCO1



Interactive Car Opening Authority®



The Interactive Car Opening Authority® contains the opening techniques for the latest 17 years of vehicles, including all of the current models. The single screen interface

makes it quick to find the opening method, airbag locations and transponder information. The program includes full-action videos showing how to perform each opening method. Plus, in-depth information including detailed photographs showing specific opening techniques and lock removal procedures for dozens of the latest vehicles.

Interactive Car Opening Authority®

No. COA-CD



See the Car Opening Section for our complete line of tools, accessories and sets.

Car Opening Authority®




A one-volume reference manual that covers the opening methods of over 650 current vehicles from the past 17 years. No need for multiple volumes of car opening information,

HPC's concise yet comprehensive Car Opening Authority® is all you need!

Car Opening Authority®

No. COA-22





Educational and Reference Material

Re-Keying Cylinders




How to Re-Key Cylinders
No. HT-RKC1

How to Re-Key Cylinders



Most beginning locksmiths start out with taking locks apart to see how they work and then changing the combination of pins. The detailed animation in this program helps you learn what goes on inside a cylinder and takes you step by step through the entire process of re-keying cylinders. From shimming and rapping cylinders open to inspecting plugs and replacing pins, master the basics of the security industry at your own pace with this **Audio-Video CD**.

Basic Electricity



Basic Electricity for Locksmiths
No. LC-8

Basic Electricity for Locksmiths



When installing electric strikes, access devices and other electric security products it is imperative to have a strong working knowledge of electricity. This **illustrated book** describes fundamental electrical theory and includes procedures to determine the compatibility of electrical strikes, transformers, etc. through the use of Ohm's law. Electrical components and their corresponding symbols, as they are represented in schematic diagrams, are also discussed.

HPC Live Action Learning Series



Live Action Learning Series
No. HT-CD

5 CD Set

All titles are also available separately.

Live Action Learning Series



Studies have shown that instructional information presented in an audio-visual format is the most effective form of training and provides the greatest level of knowledge retention. Use these programs to introduce new personnel to these skills, saving your valuable time. These software titles show detailed and accurate examples of on the job situations. These step-by-step **instructional CDs** allow you to work at your own pace, with the convenience of learning when and where you want (at home, in the shop). With these programs you are able to learn quickly by watching, reading and listening.

5 CD Set includes:

- No. HT-CMK1 How to Create Master Key Systems
- No. HT-MCO1 How to Master Car Opening
- No. HT-PLX1 How to Pick Locks
- No. HT-RKC1 How to Re-Key Cylinders
- No. HT-PTL1 How to Pick Tubular Locks

Safes and Vaults

Safe work is a high-profit, specialized service. With the proper skills, tools and reference books you can become an expert safe technician. HPC offers three books important for servicing safes.

The Art of Manipulation



Manipulation, also known as the "Hear, Feel and See" method, was discovered and developed by a small group of safe experts. After much deliberation, two of these experts decided to pass on their information to other safe professionals and published this invaluable book. Open combination locks without drilling, burning or forcing! This book was written for locksmiths and safe professionals to teach the techniques needed for opening and servicing safes. **The Art of Manipulation illustrates the step-by-step procedures needed to manipulate lever type fence locks.** Additionally, it explains the methods used in the rotary fence gear driven, rotary fence spring loaded, straight in tail piece, bottom drop and off-set gear driven type locks.

Information for modern safe locks is readily available from the manufacturers and importers. However, **as a Safe Professional you need to be prepared to service the classic safes** that were built to last for decades.

Safe and Vault Manual




The Safe and Vault Manual covers the important topics of drilling locations, changing the handing of the safe, servicing the lock and time lock operation on a wide variety of safes and vaults dating back to the early 20th century. This enduring reference manual includes **over 250 illustrations, 1000 factory try-out combinations** as well as the directions for operating and changing the combination of safe and vault locks (as found in the Safe Combination Changing Manual).

Safe Combination Changing



The Safe Combination Changing Manual contains original direction sheets that explain how to operate and change the combination on a wide variety of classic safe locks dating back to the early 20th century. This invaluable reference contains **85 pages and hundreds of illustrations and diagrams** as written by the safe lock manufacturers, including Diebold, Eagle, Mosler, Sargent & Greenleaf, Yale and York safe locks.



**The Art
of Manipulation
No. TOAM-2**



Scan for more info!



**Safe and
Vault Manual
No. SVM**



**Safe
Combination
Changing
No. SCC**